

Buletin Statistik Perdagangan Luar Negeri
Foreign Trade Statistical Bulletin

EKSPOR /EXPORTS

ISSN : 0126 - 5775

No. Publikasi / *Publication Number* : 05410.0611

Katalog BPS / *BPS Catalogue*: 8101.

Ukuran Buku / *Book Size* : 21 Cm X 28 Cm

Jumlah Halaman / *Total Pages* : 148 Halaman / *Pages*

Naskah / *Manuscript* :

Bagian Statistik Ekspor

Export Statistics Division

Gambar Kulit / *Cover Design* :

Bagian Statistik Ekspor

Export Statistics Division

Diterbitkan oleh / *Published by* :

Badan Pusat Statistik, Jakarta - Indonesia

CBS, Indonesia

Dicetak oleh / *Printed by* :

CV Nario Sari

Boleh dikutip dengan menyebut sumbernya

May be cited with reference to the source

<https://www.bps.go.id>

KATA PENGANTAR

Buletin Statistik Perdagangan Luar Negeri Ekspor yang diterbitkan secara bulanan memuat data ekspor menurut sektor, Perkembangan ekspor komoditi pertanian, Perkembangan ekspor komoditi industri, Perkembangan ekspor komoditi pertambangan dan Perkembangan ekspor Indonesia menurut komoditi dan negara tujuan secara kumulatif dari Januari sampai bulan berjalan.

Buletin ini juga menyajikan ulasan singkat tentang perbandingan, pertumbuhan dan peranan serta data pokok yang cukup menonjol atau yang mengalami perubahan yang signifikan. Diharapkan dengan adanya informasi semacam ini, para pengguna data ekspor dapat melihat dan mengikuti perkembangan ekspor secara garis besar.

Kepada para pengguna data, saran dan kritik yang bersifat konstruktif demi penyempurnaan publikasi ini, sangat diharapkan. Dengan demikian usaha BPS untuk meningkatkan pelayanan dan pemasyarakatan statistik (khususnya data Statistik Ekspor) dapat dilaksanakan secara baik dan berkesinambungan.

Jakarta, September 2006

BADAN PUSAT STATISTIK

KEPALA,

DR. Rusman Heriawan, SE, MSi

NIP. 340003999

ISI / CONTENT

Halaman / Page

Kata Pengantar / <i>Preface</i>	iii
Isi / <i>Content</i>	iv
Ringkasan / <i>Highlight</i>	v - xiv

Jilid / Volume

Tabel 1. Ringkasan Perkembangan Ekspor Indonesia	1
Tabel 2. Perkembangan Ekspor Komoditi Pertanian	1
Tabel 3. Perkembangan Ekspor Komoditi Industri	2
Tabel 4. Perkembangan Ekspor Komoditi Pertambangan	4
Tabel 5. Perkembangan Ekspor Indonesia Menurut Komoditi dan Negara Tujuan	5

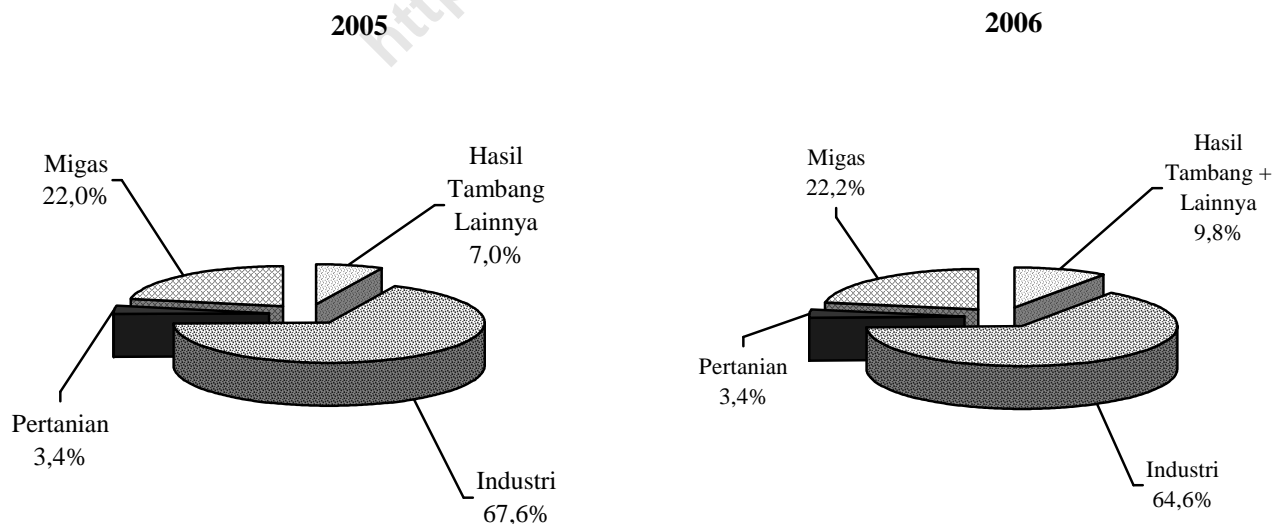
RINGKASAN

Ekspor Indonesia pada periode Januari - Juni 2006 mencapai nilai US\$ 46 917,1 juta dengan volume 149 702,3 ribu ton, yang terdiri dari US\$ 10 413,8 juta hasil ekspor minyak dan gas bumi dan US\$ 36 503,2 juta hasil ekspor komoditi non migas.

Dibandingkan periode yang sama tahun 2005, nilai ekspor naik US\$ 6 168,5 juta, karena adanya kenaikan ekspor non migas senilai US\$ 4 585,4 juta, demikian juga dari kelompok migas mengalami

kenaikan sebesar US\$ 1 583,2 juta atau naik 17,93 persen dibanding periode yang sama tahun sebelumnya. Walaupun demikian, diperlihatkan bahwa penerimaan dari sektor migas masih bisa diharapkan, karena perkembangan harga di pasaran internasional menunjukkan peningkatan. Bulan Juni 2006 harga minyak mentah Indonesia US\$ 68,07 per barelnya, naik sebesar US\$ 15,15 per barel dibandingkan bulan Juni 2005.

Grafik 1 : PERBANDINGAN NILAI EKSPOR INDONESIA PADA JANUARI-JUNI 2005 & 2006

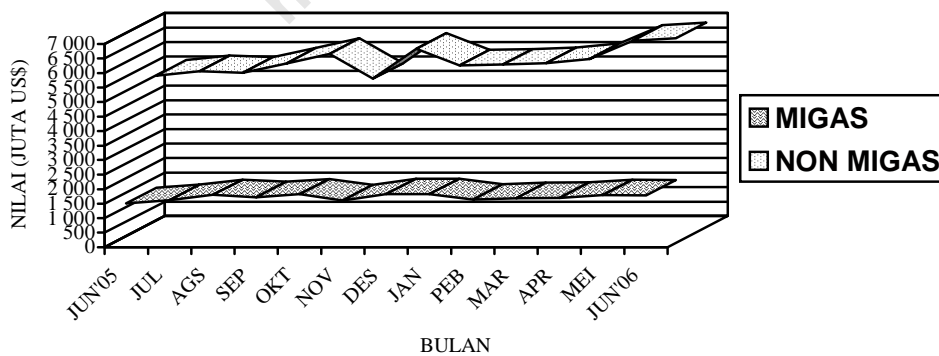


Pada Grafik 1 ditampilkan perbandingan nilai ekspor selama Periode Januari - Juni 2005 dan 2006. Sedangkan trend perkembangannya dari bulan Juni 2005 sampai dengan Juni 2006 disajikan pada Grafik 2, 3, dan 4. Nilai ekspor kelompok migas pada Januari - Juni 2005 senilai US\$ 8 830,6 juta yang terdiri dari minyak mentah, hasil minyak dan gas masing-masing senilai US\$ 3 749,6 juta, US\$ 908,2 juta, dan US\$ 4 172,9 juta. Sedangkan pada Januari - Juni 2006 nilai untuk kelompok

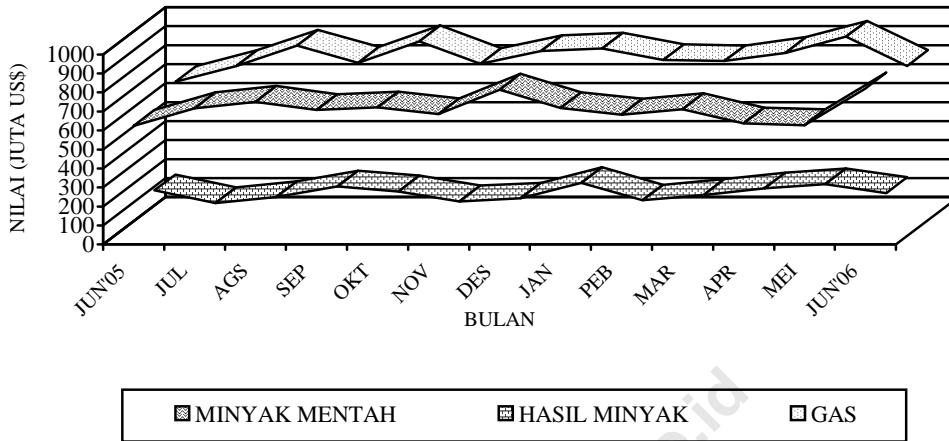
migas masing-masing sebesar US\$ 4 198,8 juta, US\$ 1 250,0 juta dan US\$ 5 010,0 juta.

Nilai ekspor untuk kelompok non migas yang terdiri dari hasil pertanian, industri serta hasil tambang dan lainnya pada bulan Januari - Juni 2005 masing-masing US\$ 1 351,1 juta, US\$ 27 109,5 juta, dan US\$ 3 457,4 juta. Sementara itu pada periode Januari - Juni 2006 masing-masing mencapai US\$ 1 560,9 juta, US\$ 30 331,0 juta, dan US\$ 4 611,4 juta.

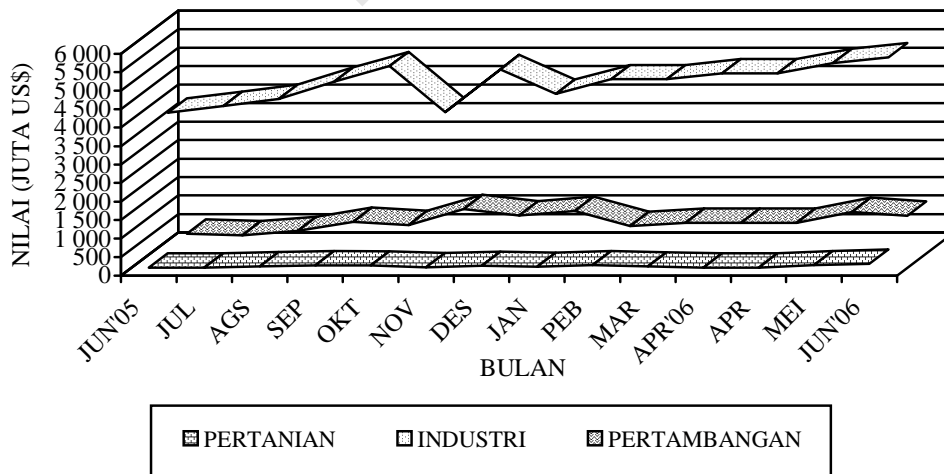
Grafik 2 : PERKEMBANGAN NILAI EKSPOR MIGAS DAN NON MIGAS SELAMA JUNI 2005 SAMPAI DENGAN JUNI 2006



**Grafik 3 : PERKEMBANGAN NILAI EKSPOR KOMODITI MIGAS
SELAMA JUNI 2005 SAMPAI DENGAN JUNI 2006**



**Grafik 4 : PERKEMBANGAN NILAI EKSPOR KOMODITI NON MIGAS
SELAMA JUNI 2005 SAMPAI DENGAN JUNI 2006**



**Tabel A. RINGKASAN EKSPOR NON MIGAS INDONESIA
(JUTA US\$)**

Tahun dan Bulan	Hasil sektor pertanian	Hasil sektor industri	Hasil sektor tambang	Total
[1]	[2]	[3]	[4]	[6]
2004				
Juni	210,1	4 015,7	353,0	4 578,8
Juli	207,0	4 195,4	311,1	4 713,5
Agustus	248,2	4 392,7	424,6	5 065,5
September	230,7	4 956,0	579,6	5 766,3
Oktober	263,2	5 214,3	500,5	5 978,0
November	208,6	3 955,2	564,0	4 727,8
Desember	237,5	4 317,0	731,6	5 286,1
2005				
Januari	209,6	4 258,4	439,7	4 907,7
Pebruari	232,4	4 359,6	447,6	5 039,6
Maret	233,0	4 633,1	723,9	5 590,0
April	238,5	4 481,5	501,6	5 221,6
Mei	218,9	4 842,9	719,9	5 781,7
Juni	218,8	4 534,1	624,5	5 377,4
Juli	289,7	4 572,5	667,1	5 529,3
Agustus	214,3	4 563,4	699,3	5 477,0
September	273,7	4 852,8	675,6	5 802,1
Oktober	267,3	5 273,5	590,9	6 131,7
November	221,4	4 034,4	1 016,0	5 271,8
Desember	262,7	5 187,5	848,4	6 298,6
2006				
Januari	237,4	4 527,8	968,6	5 733,8
Pebruari	279,1	4 920,0	561,2	5 760,3
Maret	240,9	4 922,2	645,3	5 808,4
April	212,5	5 085,0	651,8	5 949,3
Mei	274,9	5 363,9	941,6	6 580,4
Juni	316,1	5 512,1	843,0	6 671,2

Dipandang dari negara tujuan ekspor (Tabel B), pada bulan Juni 2006 kelompok migas yang ditujukan ke kawasan Singapura dan Jepang, sebesar masing-masing US\$ 42,6 juta, dan US\$ 1 041,4 juta memperlihatkan peningkatan dibanding tahun 2005. Negara yang memperlihatkan peningkatan ekspor kelompok migas lainnya, adalah adalah China dengan persentase peningkatan sebesar 16,09 persen, Muangthai dengan

persentase peningkatan sebesar 99,33 persen, Malaysia dengan persentase peningkatan sebesar 14,64 persen serta Amerika Serikat dengan persentase peningkatan 33,74 persen. Dari Tabel B juga terlihat bahwa ekspor komoditi migas pada bulan Juni 2006 menunjukkan peningkatan pesat ke Australia & Oseania hingga mencapai US\$ 186,0 juta.

Tabel B : Perkembangan Ekspor Migas & Non Migas Indonesia Menurut Negara Tujuan, Juni 2005 & Juni 2006 (Juta US\$)

Kawasan Negara Ekspor	Migas			Non Migas		
	Juni 2005	Juni 2006	Perubahan (%)	Juni 2005	Juni 2006	Perubahan (%)
• Asia Timur	1 243,2	1 446,9	16,38	1 635,7	2 137,1	30,66
- Jepang	700,5	826,8	18,03	842,3	1 041,4	23,65
- China	161,9	189,3	16,09	305,7	486,1	59,01
• Asia Selatan & Tenggara	130,2	115,3	-11,43	1 539,0	1 748,2	13,59
- Muangthai	24,3	48,5	99,33	148,3	167,6	13,07
- Singapura	83,2	42,6	-48,84	624,5	731,9	17,18
- Philipina	1,7	1,0	-39,96	128,1	129,0	0,67
- Malaysia	20,2	23,1	14,64	271,4	306,0	12,77
• Asia Barat	21,0	0,0	-100,00	220,2	288,7	31,07
• Afrika	0,0	0,0	-	117,7	181,1	53,91
• Australia & Oseania	96,3	186,0	93,15	97,4	135,5	39,08
• Amerika Utara	26,0	34,7	33,74	836,5	1 019,1	21,82
- Amerika Serikat	26,0	34,7	33,74	800,9	953,3	19,03
• Amerika Tengah & Selatan	0,0	0,0	-	113,0	162,3	43,60
• Erropa Barat	0,0	0,0	-	759,3	927,0	22,09
• Erropa Timur	0,0	0,0	-	58,5	72,2	23,46
Total Ekspor	1 516,7	1 782,9	17,55	5 781,7	6 580,4	24,06

Pada kelompok non migas nilai ekspor mengalami peningkatan yakni sebesar US\$ 798,7 juta, sedangkan pada kelompok migas nilai ekspor juga mengalami peningkatan, kecuali beberapa negara mengalami penurunan nilai ekspor yaitu Singapura dan Philipina masing-masing sebesar US\$ 40,6 juta, US\$ 0,1 juta.

Pada tabel 1 disajikan ekspor menurut sektor. Disini terlihat bahwa perolehan devisa terbesar pada periode Januari - Juni 2006 berasal dari sektor industri dengan nilai US\$ 30 331,0 juta atau sekitar 64,65 persen dari total ekspor, sedangkan pada periode Januari - Juni 2005 juga berasal dari sektor industri dengan nilai US\$ 27 109,5 juta atau sekitar 66,53 persen dari total ekspor. Dibandingkan periode yang sama tahun sebelumnya, sektor industri mengalami peningkatan 11,88 persen.

Pada tabel 2 disajikan perkembangan ekspor komoditi hasil pertanian, selama periode Januari - Juni 2006, komoditi andalan sektor pertanian antara lain udang segar/beku dengan nilai US\$ 476,4 juta (30,52 persen); biji coklat dengan nilai US\$ 296,3 juta (18,99 persen); ikan dan lain-lain dengan nilai US\$ 247,9 juta (15,88 persen); kopi dengan nilai US\$ 215,3 juta (13,80 persen); rempah-rempah dengan nilai US\$ 78,9 juta (5,06 persen); buah-buahan

dengan nilai US\$ 47,4 juta (3,03 persen); hasil pertanian lainnya dengan nilai US\$ 43,7 juta (2,80 persen); tembakau dengan nilai US\$ 35,8 juta (2,29 persen); teh dengan nilai US\$ 26,2 juta (1,68 persen); bahan nabati lainnya dengan nilai US\$ 23,6 juta (1,51 persen).

Pada tabel 3 disajikan perkembangan ekspor komoditi hasil industri, selama periode Januari - Juni 2006, komoditi andalan sektor industri antara lain tekstil dengan nilai US\$ 4 589,4 juta (15,13 persen); alat listrik, ukur, fotografi, dll dengan nilai US\$ 3 623,8 juta (11,95 persen); barang dari logam tidak mulia dengan nilai US\$ 3 265,8 juta (10,77 persen); karet alam olahan dengan nilai US\$ 2 612,5 juta (8,61 persen); minyak nabati dengan nilai US\$ 2 574,2 juta (8,49 persen); kayu olahan dengan nilai US\$ 1 494,5 juta (4,93 persen); kertas dan barang dari kertas dengan nilai US\$ 1 403,8 juta (4,63 persen); bahan kimia dengan nilai US\$ 1 050,7 juta (3,46 persen); mebel dan bagian-bagiannya dengan nilai US\$ 948,5 juta (3,13 persen); makanan olahan dengan nilai US\$ 927,2 juta (3,06 persen).

Pada tabel 4 disajikan perkembangan ekspor komoditi hasil pertambangan, selama periode Januari - Juni 2006, komoditi andalan sektor pertambangan antara lain

batu bara dengan nilai US\$ 2 744,3 juta (59,55 persen) dan biji tembaga dengan nilai US\$ 1 682,9 juta (36,52 persen). Ekspor batu bara mengalami peningkatan 42,69 persen dibanding periode yang sama tahun sebelumnya, dan biji tembaga mengalami peningkatan 20,11 persen dibanding periode yang sama tahun sebelumnya.

Perkembangan ekspor Indonesia menurut komoditi dan negara tujuan yang disajikan pada Tabel 5, memperlihatkan bahwa ekspor selama ini lebih banyak bertumpu pada 15 komoditi utama, (ringkasan disajikan pada Tabel C yang diurut menurut nilai ekspor). Lima belas komoditi tersebut pada periode Januari - Juni 2006 menyumbang sekitar 44,66 persen dari ekspor non migas.

Batu bara mempunyai nilai US\$ 2 744,3 juta, naik US\$ 821,3 juta dari tahun lalu, komoditi ini menyumbang sekitar 7,52 persen ekspor non migas nasional pada periode Januari - Juni 2006.

Nilai ekspor pakaian jadi selama periode Januari - Juni 2006 naik US\$ 275,8 juta menjadi US\$ 2 671,1 juta.

Pada periode Januari - Juni 2006 nilai ekspor crumb rubber US\$ 1 724,1 juta, yang naik dibanding tahun lalu sebesar US\$ 742,2 juta atau naik sekitar 20,11 persen.

Komoditi biji tembaga diekspor dengan nilai US\$ 1 682,9 juta atau 10,68 persen, tekstil lainnya diekspor dengan nilai US\$ 1 266,6 juta atau sekitar 3,47 persen dari perolehan devisa non migas.

Selama periode Januari - Juni 2006, tembaga nilai ekspornya mencapai US\$ 933,0 juta, sedangkan tahun sebelumnya senilai US\$ 585,7 juta, atau terjadi peningkatan sekitar US\$ 347,3 juta (59,31 persen). Besi/baja nilai ekspornya naik US\$ 231,6 juta (34,09 persen) menjadi US\$ 911,2 juta.

Perolehan devisa dari kayu olahan lain pada periode Januari - Juni 2006 diekspor dengan nilai US\$ 695,1 juta atau sekitar 1,90 persen dari kelompok non migas. Kain tenun, pada periode Januari - Juni 2006 diekspor dengan nilai US\$ 651,6 juta, sedangkan tahun sebelumnya US\$ 663,5 juta.

Kayu lapis nilai ekspornya turun US\$ 143,8 juta menjadi US\$ 626,1 juta. Sedangkan nilai ekspor barang dari karet dalam periode Januari - Juni 2006 naik 25,57 persen menjadi US\$ 583,3 juta.

Udang segar/beku nilai ekspornya naik US\$ 73,0 juta menjadi US\$ 476,4 juta, timah nilai ekspornya naik US\$ 30,2 juta menjadi US\$ 469,9 juta. Nikel nilai ekspornya turun US\$ 61,6 juta menjadi US\$

441,5 juta. Aluminium nilai eksportnya naik

US\$ 118,9 juta menjadi US\$ 421,5 juta.

**Tabel C : Ekspor Utama Barang Bukan Migas
Periode Januari - Juni, 2005 dan 2006**

HS	Nilai FOB (Juta US\$)		Perubahan		% Peran 2006 (Terhadap Non Migas)
	2005	2006	Absolut	Persen	
Batu bara	1 923,3	2 744,3	821,3	42,69	7,52
Pakaian jadi	2 395,3	2 671,1	275,8	11,52	7,32
Crumb rubber	981,9	1 724,1	742,2	75,58	4,72
Biji tembaga	1 401,2	1 682,9	281,7	20,11	4,61
Textil lainnya	1 144,4	1 266,6	122,2	10,68	3,47
Tembaga	585,7	933,0	347,3	59,31	2,56
Besi/baja	679,6	911,2	231,6	34,09	2,50
Kayu olahan lain	717,2	695,1	-22,1	-3,08	1,90
Kain tenun	663,5	651,6	-11,9	-1,79	1,79
Kayu lapis	769,9	626,1	-143,8	-18,68	1,72
Barang dari karet	464,5	583,3	118,8	25,57	1,60
Udang segar/beku	403,4	476,4	73,0	18,08	1,30
Timah	439,7	469,9	30,2	6,86	1,29
Nikel	503,1	441,5	-61,6	12,25	1,21
Aluminium	302,6	421,5	118,9	39,29	1,15
Total Komoditi Utama	13 375,3	16 298,6	2 923,3	21,86	44,66

Nilai ekspor periode Januari - Juni 2006, menurut negara kelompok ekonomi, ke kelompok negara APEC adalah yang terbesar yaitu mencapai 46,69 persen dari

total ekspor yaitu US\$ 35 803,3 juta, diantaranya US\$ 8 798,2 juta ke ASEAN dan US\$ 5 772,0 juta ke NAFTA. Sementara nilai ekspor ke Uni Eropa sebesar 11,53

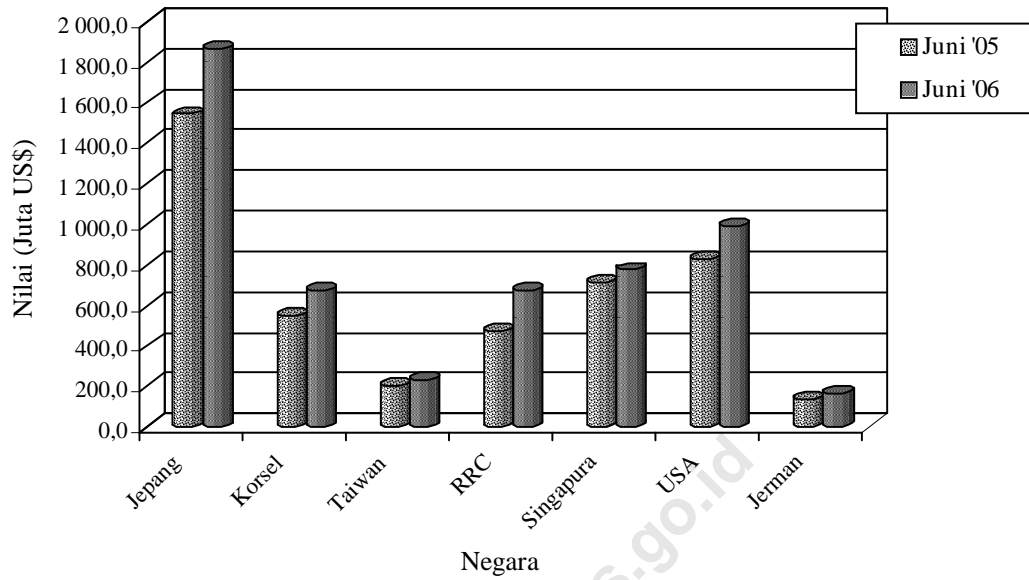
persen (US\$ 5 410,3 juta) dan ke Timur Tengah sebesar 3,4 persen (US\$ 1 594,3 juta). Ditinjau dari perkembangannya, nilai ekspor ke negara-negara APEC naik 15,86 persen dibanding keadaan tahun 2005 yang terdiri dari peningkatan ekspor menuju Korea Selatan sebesar 13,63 persen, menuju Jepang sebesar 18,07 persen, menuju ASEAN sebesar 14,54 persen, menuju NAFTA sebesar 13,05 persen.

Nilai ekspor periode Januari - Juni 2006, menuju tujuh negara tujuan utama yaitu Jepang, Korea Selatan, Taiwan, RR China, Singapura, Amerika dan Jerman mencapai sebesar US\$ 29 313,4 juta atau

sekitar 62,48 persen dari total ekspor. Dibandingkan periode tahun sebelumnya nilai ini naik US\$ 3 697,1 juta atau sekitar 14,43 persen.

Selain tujuh negara tujuan utama di atas, negara tujuan yang membeli produk nasional di atas US\$ 70 juta pada bulan Juni 2006 antara lain Hongkong, Malaysia dan Australia masing-masing dengan nilai US\$ 132,6 juta, US\$ 329,1 juta dan US\$ 282,1 juta. Sedangkan dari kawasan Eropa antara lain ke Belanda dan Inggris masing-masing dengan nilai US\$ 179,8 juta dan US\$ 119,5 juta.

Grafik 5: EKSPOR INDONESIA MENURUT NEGARA TUJUAN UTAMA BULAN JUNI 2005 & 2006



Perbandingan nilai ekspor bulan Juni 2005 dan 2006 ke beberapa negara tertentu disajikan pada Grafik 5.

TABEL 1. RINGKASAN PERKEMBANGAN EKSPOR INDONESIA

JENIS BARANG	BERAT BERSIH (RIBU TON)		PERUB	NILAI FOB (JUTA US \$)		PERUB
	JAN-JUN 2005	JAN-JUN 2006	%	JAN-JUN 2005	JAN-JUN 2006	%
	(1)	(2)	(3)	(4)	(5)	(6)
Total Ekspor	122,391.4	149,702.3	22.31	40,748.6	46,917.1	15.14
MIGAS	25,978.5	23,326.8	-10.21	8,830.6	10,413.8	17.93
MINYAK MENTAH	10,700.4	9,026.4	-15.64	3,749.6	4,198.8	11.98
HASIL MINYAK	3,050.3	2,941.1	-3.58	908.2	1,205.0	32.68
GAS ALAM	12,227.8	11,359.3	-7.10	4,172.9	5,010.0	20.06
NON MIGAS	96,412.8	126,375.5	31.08	31,918.0	36,503.4	14.37
HASIL PERTANIAN	1,036.8	1,373.0	32.42	1,351.1	1,560.9	15.53
HASIL INDUSTRI	24,240.1	27,703.2	14.29	27,109.5	30,331.0	11.88
HASIL TAMBANG	71,133.5	97,297.9	36.78	3,452.8	4,608.1	33.46
LAINNYA	2.4	1.4	-43.76	4.6	3.3	-27.89

TABEL 2. PERKEMBANGAN EKSPOR KOMODITI HASIL PERTANIAN

JENIS BARANG	BERAT BERSIH (TON)		PERUB	NILAI FOB (RIBU US \$)		PERUB
	JAN-JUN 2005	JAN-JUN 2006	%	JAN-JUN 2005	JAN-JUN 2006	%
	(1)	(2)	(3)	(4)	(5)	(6)
TOTAL PERTANIAN	1,036,797	1,372,965	32.42	1,351,116	1,560,908	15.53
KARET ALAM	2,134	4,146	94.25	2,516	6,315	150.99
KOPI	197,859	156,421	-20.94	217,366	215,339	-0.93
KAYU BULAT	290	56	-80.79	195	14	-92.90
UDANG SEGAR/BEKU	61,815	73,646	19.14	403,434	476,358	18.08
TEH	24,328	22,894	-5.89	25,558	26,242	2.68
REMPAH-REMPAH	46,446	53,211	17.27	69,331	78,943	13.87
-LADA HITAM	7,472	8,763	17.27	10,234	11,595	13.30
-LADA PUTIH	7,634	6,530	-14.46	16,952	13,375	-21.10
-KAYU MANIS DAN BUNGANYA	18,942	17,559	-7.30	10,409	10,662	2.43
-BIJI PALA & BUNGANYA DAN KAPULAGA	7,813	9,698	24.12	23,704	24,759	4.45
-PANILI	72	63	-12.82	1,797	1,154	-35.79
-LAINNYA	4,512	10,599	134.87	6,235	17,399	179.04
TEMBAKAU	16,856	17,037	1.08	32,836	35,758	8.90
BIJI COKLAT	148,646	244,926	64.77	197,530	296,339	50.02
IKAN DAN LAIN-LAIN	231,305	302,346	-9.92	256,508	247,945	-3.34
-IKAN TONGKOL/TUNA	21,353	19,235	-9.92	63,753	56,857	-10.82
-UBUR-UBUR	1,873	810	-56.78	3,003	1,560	-48.06
-KEPITING KERANG-KERANGAN	22,433	23,347	4.07	69,601	72,537	4.22
-BEKICOT	1,457	1,516	4.08	2,149	2,605	21.25
-IKAN LAINNYA	184,189	257,438	39.77	118,003	114,386	-3.07
BIJI-BIJIAN	39,453	77,491	-64.09	12,241	17,664	44.30
-BIJI BUNGA	335	120	-64.09	1,212	1,199	-1.07
-BIJI KAPAS	581	457	-21.36	96	67	-30.82
-BIJI LAINNYA	38,537	76,914	99.59	10,933	16,399	50.00
BULU BEBEK	234	139	-40.44	191	140	-26.37
DAMAR DAN GETAH DAMAR	14,762	16,224	9.91	7,299	13,865	89.96
KOPAL DAN LAIN-LAIN	14,798	14,048	-5.07	8,404	11,318	34.67
SAYUR-SAYURAN	27,189	109,912	304.24	10,169	15,803	55.40
BUAH-BUAHAN	82,909	98,159	18.39	36,789	47,364	28.74
KULIT KERANG DAN LAIN-LAIN	3,159	2,866	-9.29	1,235	1,378	11.55
TANAMAN OBAT	4,963	2,920	-41.16	3,514	2,824	-19.64

TABEL 2. PERKEMBANGAN EKSOR KOMODITI HASIL PERTANIAN

JENIS BARANG	BERAT BERSIH (TON)		PERUB	NILAI FOB (RIBU US \$)		PERUB
	JAN-JUN 2005	JAN-JUN 2006	%	JAN-JUN 2005	JAN-JUN 2006	%
(1)	(2)	(3)	(4)	(5)	(6)	(7)
BAHAN NABATI LAINNYA	42,189	55,608	40.56	18,126	23,575	30.07
-GANGGANG LAUT	27,827	39,114	40.56	14,823	19,519	31.68
-IJUK DAN SEBANGSANYA	9,967	9,662	-3.06	1,441	1,457	1.09
-LAINNYA	4,395	6,832	55.45	1,861	2,599	39.68
HASIL PERTANIAN LAINNYA	77,461	120,914	-20.93	47,875	43,724	-8.67
-MUTIARA	1	0	-20.93	4,237	4,116	-2.86
-LAINNYA	77,460	120,913	56.10	43,637	39,607	-9.24

TABEL 3. PERKEMBANGAN EKSPOR KOMODITI HASIL INDUSTRI

JENIS BARANG	BERAT BERSIH (TON)		PERUB	NILAI FOB (RIBU US \$)		PERUB
	JAN-JUN 2005	JAN-JUN 2006	%	JAN-JUN 2005	JAN-JUN 2006	%
(1)	(2)	(3)	(4)	(5)	(6)	(7)
TOTAL INDUSTRI	24,240,114	27,703,243	14.29	27,109,537	30,331,013	11.88
KAYU OLAHAN	2,565,565	2,167,889	-15.50	1,628,528	1,494,532	-8.23
-KAYU LAPIS	1,236,902	984,283	-20.42	769,956	626,109	-18.68
-KAYU GERGAJIAN	190,304	216,880	13.97	141,352	173,283	22.59
-KAYU OLAHAN LAIN	1,138,358	966,725	-15.08	717,220	695,140	-3.08
BARANG DARI LOGAM TIDAK MULIA	1,153,166	1,559,320	35.22	2,611,217	3,265,807	25.07
-TIMAH	63,420	65,293	2.95	439,742	469,906	6.86
-ALUMINIUM	135,933	157,049	15.53	302,637	421,555	39.29
-NIKEL	53,526	43,590	-18.56	503,112	441,494	-12.25
-BESI/BAJA	713,556	1,113,902	56.11	679,560	911,205	34.09
-TEMBAGA	150,141	147,751	-1.59	585,657	932,996	59.31
-SENG	2,054	2,510	22.23	2,489	3,902	56.79
-LOGAM TIDAK MULIA LAIN	34,536	29,225	-15.38	98,019	84,749	-13.54
TEKSTIL	858,614	931,388	8.48	4,203,211	4,589,392	9.19
-PAKAIAN JADI	176,650	188,493	6.70	2,395,255	2,671,138	11.52
-KAIN TENUN	144,105	138,761	-3.71	663,505	651,614	-1.79
-TEKSTIL LAINNYA	537,858	604,134	12.32	1,144,451	1,266,640	10.68
KARET ALAM OLAHAN	1,218,436	1,357,079	11.38	1,661,122	2,612,467	57.27
-BARANG DARI KARET	201,007	219,501	9.20	464,548	583,312	25.57
-SHEET	176,304	165,722	-6.00	208,351	300,229	44.10
-CRUMB RUBBER	835,794	969,192	15.96	981,924	1,724,054	75.58
-CREPE	5,331	2,665	-50.01	6,299	4,873	-22.65
MAKANAN TERNAK	1,070,696	1,242,300	16.03	64,300	78,965	22.81
-BUNGKIL KELAPA	178,655	153,853	-13.88	13,720	8,845	-35.53
-DEDAK/BEKATUL	153,093	171,072	11.74	14,260	16,037	12.47
-LAINNYA	738,947	917,375	24.15	36,320	54,083	48.90
MINYAK ATSIRI DAN LAINNYA	28,124	25,951	-7.73	102,702	102,769	0.07
-MINYAK NILAM	1,197	1,442	20.43	20,249	22,073	9.01
-MINYAK ATSIRI LAINNYA	682	593	-13.00	11,620	7,853	-32.41
-WANGI-WANGIAN DARI MINYAK ATSIRI	26,245	23,915	-8.88	70,832	72,842	2.84
ROTAN OLAHAN	8,677	13,493	55.51	6,568	11,713	78.34
MINYAK NABATI	5,279,286	6,583,087	24.70	2,094,688	2,574,228	22.89
-MINYAK KELAPA SAWIT	4,412,859	5,494,577	24.51	1,580,586	2,047,831	29.56
-MINYAK BIJI KELAPA SAWIT	452,384	608,846	34.59	266,733	295,780	10.89
-MINYAK NABATI LAIN	414,043	479,664	15.85	247,369	230,618	-6.77
ASAM BERLEMAK	297,182	352,203	18.51	163,552	170,457	4.22
-STEARIN	97,484	90,501	-7.16	47,674	43,667	-8.41

TABEL 3. PERKEMBANGAN EKSPOR KOMODITI HASIL INDUSTRI

JENIS BARANG	BERAT BERSIH (TON)		PERUB	NILAI FOB (RIBU US \$)		PERUB
	JAN-JUN 2005	JAN-JUN 2006	%	JAN-JUN 2005	JAN-JUN 2006	%
	(1)	(2)	(3)	(4)	(5)	(6)
-ASAM BERLEMAK LAIN	183,309	229,372	25.13	103,798	109,696	5.68
ALAT LISTRIK UKUR FOGRAFI DLL	260,230	275,135	5.73	3,020,338	2,927,231	-3.08
-ALAT LISTRIK	185,301	206,102	11.23	1,690,038	1,740,790	3.00
-DIODE TRANSISTOR	616	511	-17.08	49,389	49,703	0.64
-AUDIO VISUAL	70,662	64,650	-8.51	1,201,850	1,023,141	-14.87
-FOTOGRAFI DAN OPTIK	1,233	1,423	15.46	49,630	80,501	62.20
-ALAT UKUR	145	138	-4.73	5,871	3,653	-37.78
-LONCENG ARLOJI DAN BAGIANNYA	2,275	2,311	1.61	23,561	29,444	24.97
MAKANAN OLAHAN	590,060	682,563	15.68	720,251	766,267	6.39
-COKLAT OLAHAN	35,389	45,661	29.02	79,483	92,440	16.30
-GULA TETES	56,025	180,319	221.86	4,284	17,204	301.61
-KERUPUK UDANG	2,249	2,627	16.81	2,970	3,757	26.53
-BUAH/SAYURAN OLAHAN	183,744	189,198	2.97	111,897	100,700	-10.01
-MINUMAN OLAHAN	30,178	30,605	1.42	14,872	15,651	5.24
-ROKOK DAN TEMBAKAU OLAHAN	27,375	29,095	6.28	113,860	112,932	-0.82
-DAGING TERNAK	1,577	1,747	10.79	4,474	6,800	51.99
-DAGING UNGGAS	0	0	-57.78	18	18	1.10
-IKAN OLAHAN	64,107	63,406	-1.09	193,379	205,791	6.42
-BERAS GILING	42,110	418	-99.01	8,543	213	-97.51
-KOPI OLAHAN	502	46	-90.80	273	99	-63.61
-TEH OLAHAN	23,508	23,774	1.13	30,550	33,281	8.94
-GULA PASIR	101	67	-33.40	95	90	-5.89
-GULA LAINNYA	1,656	2,227	34.52	923	1,109	20.24
-MAKANAN OLAHAN LAINNYA	121,541	113,372	-6.72	154,630	176,180	13.94
SEMEN	1,649,347	2,417,806	46.59	44,637	73,079	63.72
BARANG ANYAMAN	11,537	13,061	13.21	28,052	31,630	12.76
-DARI ROTAN	4,755	3,744	-21.26	10,814	9,514	-12.02
-DARI BAHAN LAINNYA	6,783	9,317	37.37	17,238	22,117	28.30
MEUBEL DAN BAGIAN-BAGIANNYA	390,902	375,934	-3.83	853,504	809,473	-5.16
-DARI ROTAN	58,830	54,898	-6.68	161,363	151,178	-6.31
-DARI BAHAN LAINNYA	332,072	321,036	-3.32	692,141	658,294	-4.89
BAHAN KIMIA	1,826,064	1,672,205	-8.43	929,877	868,769	-6.57
-AN ORGANIK	636,013	681,415	7.14	151,530	208,480	37.58
-ORGANIK	1,041,577	842,769	-19.09	719,678	597,891	-16.92
-LAINNYA	148,473	148,021	-0.30	58,669	62,398	6.35
PUPUK	252,732	67,330	-73.36	60,264	14,627	-75.73
PRODUK PHARMASI	3,883	3,377	-13.03	46,307	43,004	-7.13
KULIT DAN BARANG DARI KULIT	6,450	7,168	11.12	48,820	71,061	45.56
KACA DAN BARANG DARI KACA	337,230	325,246	-3.55	158,385	163,615	3.30
KERTAS DAN BARANG DARI KERTAS	1,349,556	1,556,008	15.30	986,136	1,147,664	16.38
INDUSTRI LAINNYA	3,294,634	3,266,834	-0.84	5,252,223	5,687,766	8.29
-GLISEROL DAN LARUTAN ALKALI	11,140	7,118	-36.10	5,594	2,355	-57.91
-MARGARIN DAN LEMAK LAINNYA	110,358	133,792	21.23	52,556	64,254	22.26
-SABUN MANDI DAN CUCI	182,872	198,100	8.33	132,869	140,758	5.94
-BAHAN CELUP ORGANIK SINTETIK	16,012	17,648	10.22	46,241	53,383	15.44
-PREPARAT PEMBASMI KUMAN DLL	15,359	20,780	35.29	29,086	43,356	49.06
-DAMAR TIRUAN BAHAN PLASTIK	441,427	505,969	14.62	631,753	686,564	8.68
-BAHAN KERTAS	1,076,077	937,965	-12.83	370,724	351,031	-5.31
-ALAS KAKI (KULIT KARET DAN KANVAS)	43,935	47,985	9.22	588,111	678,801	15.42
-PRODUK KERAMIK	252,401	251,826	-0.23	108,891	121,522	11.60
-EMAS BATANGAN	8	17	106.77	91,642	270,818	195.52
-PESAWAT UDARA DAN BAGIANNYA	1,267	3,784	198.67	40,799	178,298	337.02
-KAPAL LAUT DAN SEJENISNYA	117,917	89,354	-24.22	102,449	87,001	-15.08

TABEL 3. PERKEMBANGAN EKSPOR KOMODITI HASIL INDUSTRI

JENIS BARANG	BERAT BERSIH (TON)		PERUB	NILAI FOB (RIBU US \$)		PERUB
	JAN-JUN 2005	JAN-JUN 2006	%	JAN-JUN 2005	JAN-JUN 2006	%
(1)	(2)	(3)	(4)	(5)	(6)	(7)
-PERLENGKAPAN OLAHRAGA DAN MAINAN	12,286	14,186	15.46	85,731	91,717	6.98
-PENA DAN PENSIL	4,904	5,687	15.96	30,334	35,692	17.66
-BATU SEMI PERMATA	0	31	15,547.21	4	289	7,271.12
-KOPER TAS DOMPET PLASTIK/TEKSTIL	5,803	4,505	-22.37	24,782	24,420	-1.46
-BARANG DARI LOGAM MULIA	138	148	7.32	41,233	29,235	-29.10
-PETI KEMAS	34,776	7,955	-77.13	37,163	8,248	-77.81
-KOMPUTER DAN BAGIANNYA	44,821	45,563	1.66	795,461	740,699	-6.88
-KENDARAAN BERMOTOR RODA 2 DAN 3	1,627	2,061	26.66	15,160	15,578	2.76
-KENDARAAN BERMOTOR RODA 4 DAN LEE	17,976	30,904	71.92	117,379	167,472	42.68
-SUKU CADANG MESIN	50,417	48,306	-4.19	711,229	381,627	-46.34
-SUKU CADANG KENDARAAN	80,858	100,478	24.26	474,460	581,368	22.53
-UBI KAYU OLAHAN	55,674	13,962	-74.92	5,478	1,559	-71.54
-INDUSTRI LAINNYA	899,331	1,131,664	25.83	1,393,819	1,631,308	17.04

TABEL 4. PERKEMBANGAN EKSPOR KOMODITI HASIL PERTAMBANGAN

JENIS BARANG	BERAT BERSIH (TON)		PERUB	NILAI FOB (RIBU US \$)		PERUB
	JAN-JUN 2005	JAN-JUN 2006	%	JAN-JUN 2005	JAN-JUN 2006	%
(1)	(2)	(3)	(4)	(5)	(6)	(7)
TOTAL PERTAMBANGAN	71,133,488	97,297,888	36.78	3,452,759	4,608,139	33.46
BIJI TEMBAGA	1,106,321	929,081	-16.02	1,401,171	1,682,897	20.11
BIJI NIKEL	1,583,949	1,725,842	8.96	65,994	68,389	3.63
BAUKSIT	747,448	3,097,260	314.38	8,845	25,266	185.66
BIJI TIMAH/TIN	1,182	282	-76.16	340	69	-79.69
BATU BARA	59,646,545	82,640,074	38.55	1,923,314	2,744,340	42.69
GRANIT	4,072,249	3,570,533	-12.32	13,924	11,851	-14.89
PASIR ALAM	1,914,564	2,004,962	4.72	3,758	12,831	241.46
HASIL TAMBANG LAIN	2,061,230	3,329,854	61.55	35,413	62,496	76.48

TABEL 5. PERKEMBANGAN EKSPOR INDONESIA MENURUT KOMODITI DAN NEGARA TUJUAN

JENIS BARANG	BERAT BERSIH (KG)		PERUB	NILAI FOB (US \$)		PERUB
	JAN-JUN 2005	JAN-JUN 2006	%	JAN-JUN 2005	JAN-JUN 2006	%
(1)	(2)	(3)	(4)	(5)	(6)	(7)
MINYAK MENTAH	10,700,413,196	9,026,386,186	-15.64	3,749,613,015	4,198,841,430	11.98
JAPAN	2,905,817,321	3,210,778,000	10.49	1,031,313,663	1,491,364,349	44.61
HONG KONG	22,246,000	0	-100.00	7,293,088	0	-100.00
KOREA, REPUBLIC OF	2,893,781,000	1,520,061,000	-47.47	981,543,100	688,954,064	-29.81
TAIWAN	108,176,000	557,487,000	415.35	35,194,391	246,018,693	599.03
CHINA	1,865,082,000	913,367,000	-51.03	651,649,722	418,720,106	-35.74
THAILAND	316,290,000	527,181,000	66.68	113,651,415	244,107,851	114.79
SINGAPORE	558,624,069	252,349,013	-54.83	186,975,845	121,306,212	-35.12
MALAYSIA	82,005,043	367,674,107	348.36	26,618,984	170,947,902	542.20
VIET NAM	0	53,928,000	-	0	29,319,696	-
TURKEY	62,687,000	0	-100.00	21,043,728	0	-100.00
AUSTRALIA	1,371,832,000	1,103,872,000	-19.53	516,300,402	548,157,291	6.17
NEW ZEALAND	189,071,000	104,456,000	-44.75	71,026,826	50,521,347	-28.87
UNITED STATES	324764000	414833029	27.73	107,001,711	189,423,673	77.03
CANADA	0	37	-	0	90	-
NETHERLANDS	37763	0	-100.00	140	0	-100.00
FRANCE	0	400,000	-	0	156	-
HASIL MINYAK	3,050,328,152	2,941,113,047	-3.58	908,158,136	1,204,967,999	32.68
JAPAN	1653121683	1,792,276,496	8.42	486,243,283	700,410,466	44.05
HONG KONG	0	1,890	-	0	2,283	-
KOREA, REPUBLIC OF	228,831,517	223,431,884	-2.36	59,320,478	89,509,556	50.89
TAIWAN	112,935,003	5,000,000	-95.57	51,352,005	1,000,000	-98.05
CHINA	125,497,129	180,762,230	44.04	38,709,471	90,312,734	133.31
THAILAND	2,066,681	6,026,547	191.61	1,176,089	4,998,030	324.97
SINGAPORE	582,612,859	598,570,776	2.74	195,745,973	269,758,595	37.81
PHILIPPINES	489,238	13,205,791	2,599.26	267,803	7,282,801	2,619.46
MALAYSIA	92062654	41,268,173	-55.17	25,139,753	16,607,697	-33.94
VIET NAM	0	43,214	-	0	48,034	-
INDIA	70,797,144	69,658,991	-1.61	6,089,915	19,556,832	221.13
PAKISTAN	0	60859	-	0	59,106	-
BANGLADESH	20818	840200	3,935.93	47,214	664,332	1,307.07
CONGO	365	0	-100.00	140	0	-100.00
NIGERIA	0	450	-	0	4,760	-
DJIBOUTI	0	133,280	-	0	120,618	-
SOUTH AFRICA	0	293,960	-	0	157,478	-
AUSTRALIA	59,036,152	27,206	-99.95	12,970,438	26,598	-99.79
NEW ZEALAND	0	113,170	-	0	120,230	-
EAST TIMOR	11957188	9,176,786	-23.25	5,728,207	4,104,108	-28.35
UNITED STATES	110,891,243	2,003	-100.00	25,364,621	121	-100.00
CANADA	2000	0	-100.00	10	0	-100.00
GUATEMALA	0	13600	-	0	11,668	-
UNITED KINGDOM	6000	2340	-61.00	2,510	3,020	20.32
FRANCE	0	19880	-	0	16,699	-
GERMANY, FED. REP. OF	6	25	316.67	6	1,250	20,733.33
BELGIUM	20	0	-100.00	21	0	-100.00
SWITZERLAND	0	13	-	0	10	-
FINLAND	0	3	-	0	4	-
ITALY	0	20	-	0	39	-
CZECHOSLOVAKIA	364	0	-100.00	140	0	-100.00
UKRAINE	0	16,660	-	0	15,244	-
RUSSIA FEDERATION	88	166,600	189,218.18	59	175,686	297,672.88
GAS ALAM	12,227,783,609	11359336092	-7.10	4,172,863,249	5,009,965,521	20.06
JAPAN	7,751,764,944	7,036,169,166	-9.23	2,438,664,742	2,750,490,351	12.79
KOREA, REPUBLIC OF	2,605,378,632	2,735,905,972	5.01	989,627,435	1,429,637,484	44.46
TAIWAN	1,306,833,489	1000000	-99.92	514,462,693	1,190,000	-99.77
CHINA	511,069,344	1,538,279,611	200.99	205,086,887	805,943,966	292.98
THAILAND	13800050	17,477,451	26.65	7,875,010	11,079,275	40.69
SINGAPORE	4174250	0	-100.00	1,320,856	0	-100.00
PHILIPPINES	23308600	22,117,800	-5.11	9,576,937	7,307,576	-23.70
MALAYSIA	3000000	7,500	-99.75	2,100,000	3,494	-99.83
VIET NAM	1758000	489	-99.97	672,874	93	-99.99
INDIA	0	1,500,757	-	0	942,716	-
AUSTRALIA	0	2925100	-	0	1,365,866	-
GUAM	0	3,100,100	-	0	1,534,351	-
EAST TIMOR	57,000	852,146	1,394.99	23,379	470,349	1,911.84
ITALY	6,639,300	0	-100.00	3,452,436	0	-100.00
KARET ALAM	2,134,487	4,146,136	94.25	2,516,193	6,315,443	150.99
JAPAN	165,318	232427	40.59	519,156	600,006	15.57

TABEL 5. PERKEMBANGAN EKSPOR INDONESIA MENURUT KOMODITI DAN NEGARA TUJUAN

JENIS BARANG	BERAT BERSIH (KG)		PERUB	NILAI FOB (US \$)		PERUB
	JAN-JUN 2005	JAN-JUN 2006	%	JAN-JUN 2005	JAN-JUN 2006	%
	(1)	(2)	(3)	(4)	(5)	(6)
HONG KONG	3,600	188,511	5,136.42	5,850	239,879	4,000.50
KOREA, REPUBLIC OF	68275	47170	-30.91	23,786	29,863	25.55
TAIWAN	27,325	530	-98.06	25,920	83	-99.68
CHINA	201600	1720500	753.42	235,872	2,464,830	944.99
THAILAND	0	2	-	0	90	-
SINGAPORE	349995	400185	14.34	247,001	281,377	13.92
PHILIPPINES	56	0	-100.00	68	0	-100.00
MALAYSIA	0	360000	-	0	426,800	-
VIET NAM	0	100,000	-	0	136,960	-
PAKISTAN	0	201,600	-	0	438,891	-
U.S. VIRGIN ISLANDS	2	0	-100.00	14	0	-100.00
AUSTRALIA	75,940	7651	-89.92	157,945	19,083	-87.92
NEW ZEALAND	199,780	0	-100.00	154,940	0	-100.00
UNITED STATES	628250	196,884	-68.66	659,756	374,752	-43.20
BRAZIL	219,097	201,432	-8.06	206,124	324,000	57.19
NETHERLANDS	113,293	403,562	256.21	207,473	810,518	290.66
FRANCE	0	42,840	-	0	84,142	-
GERMANY, FED. REP. OF	60,454	2	-100.00	53,087	27	-99.95
AUSTRIA	2	0	-100.00	66	0	-100.00
BELGIUM	21,500	0	-100.00	19,135	0	-100.00
POLAND	0	42,840	-	0	84,142	-
KOPI	197,859,108	156,421,013	-20.94	217,365,774	215,339,421	-0.93
JAPAN	27,378,769	24,421,369	-10.80	35,206,722	34,450,479	-2.15
HONG KONG	380,599	546,193	43.51	410,311	824,245	100.88
KOREA, REPUBLIC OF	416749	1,063,817	155.27	403,907	1,050,371	160.05
TAIWAN	2,484,551	1,633,114	-34.27	4,019,484	3,057,054	-23.94
CHINA	1,236,618	950,693	-23.12	1,153,422	1,052,291	-8.77
MACAU	54,000	18,000	-66.67	69,710	43,200	-38.03
SINGAPORE	5,717,535	6,159,560	7.73	7,688,497	8,351,532	8.62
PHILIPPINES	404,339	1,544,800	282.06	327,607	1,768,513	439.83
MALAYSIA	3,634,185	2930325	-19.37	2,806,141	2,866,907	2.17
VIET NAM	0	54,000	-	0	119,250	-
INDIA	8,885,566	3,523,813	-60.34	5,548,138	3,298,929	-40.54
IRAN (ISLAMIC REPUBLIC)	288,000	589,800	104.79	293,760	619,291	110.82
SAUDI ARABIA	18,000	57500	219.44	20,350	105,853	420.16
JORDAN	248,400	307,200	23.67	288,139	284,947	-1.11
LEBANON	38,400	55,800	45.31	26,476	60,088	126.95
OMAN	73,999	0	-100.00	85,525	0	-100.00
SYRIA ARAB REPUBLIC	0	57,600	-	0	55,610	-
UNITED ARAB EMIRATES	213,300	144,000	-32.49	213,367	193,770	-9.18
EGYPT	4,819,649	4,792,490	-0.56	3,743,359	5,109,159	36.49
LIBYAN ARAB JAMAHIRIYA	36,000	0	-100.00	24,480	0	-100.00
MOROCCO	2957940	2,075,998	-29.82	2,226,530	2,175,166	-2.31
ALGERIA	7,568,875	5024170	-33.62	5,140,042	4,715,947	-8.25
SOUTH AFRICA	1,248,295	1614254	29.32	1,237,466	1,667,281	34.73
AUSTRALIA	631,500	834,600	32.16	1,380,726	1,709,561	23.82
NEW ZEALAND	134,708	196200	45.65	471,197	516,545	9.62
UNITED STATES	40,561,660	37,234,561	-8.20	65,940,901	69,145,644	4.86
CANADA	792,720	1,054,800	33.06	2,442,358	2,649,948	8.50
MEXICO	0	85,500	-	0	241,925	-
PANAMA	18,000	0	-100.00	11,070	0	-100.00
COLOMBIA	252,000	0	-100.00	274,220	0	-100.00
ECUADOR	3,735,000	2,423,700	-35.11	2,298,013	2,183,473	-4.98
PERU	180,000	0	-100.00	214,340	0	-100.00
UNITED KINGDOM	6,165,165	4,969,583	-19.39	5,170,167	5,722,674	10.69
NETHERLANDS	602,100	700,812	16.39	1,574,162	1,828,415	16.15
FRANCE	2,210,160	867,000	-60.77	1,625,296	898,616	-44.71
GERMANY, FED. REP. OF	31,701,031	22332426	-29.55	28,870,254	28,225,401	-2.23
AUSTRIA	501,440	105,000	-79.06	356,397	94,248	-73.56
BELGIUM	6,654,020	2,048,700	-69.21	7,047,397	2,920,764	-58.56
SWITZERLAND	1,170,619	541,320	-53.76	1,400,155	911,382	-34.91
DENMARK	339,300	330,144	-2.70	479,908	519,800	8.31
NORWAY	70,500	36000	-48.94	180,120	76,797	-57.36
SWEDEN	321,000	272,892	-14.99	305,769	492,770	61.16
FINLAND	18,000	0	-100.00	22,300	0	-100.00
IRELAND	108,000	144,000	33.33	310,063	449,807	45.07
ITALY	12,970,967	6,170,314	-52.43	10,836,053	6,552,682	-39.53
SPAIN	1,972,780	3,187,300	61.56	1,784,080	3,294,189	84.64

TABEL 5. PERKEMBANGAN EKSPOR INDONESIA MENURUT KOMODITI DAN NEGARA TUJUAN

JENIS BARANG	BERAT BERSIH (KG)		PERUB	NILAI FOB (US \$)		PERUB
	JAN-JUN 2005	JAN-JUN 2006	%	JAN-JUN 2005	JAN-JUN 2006	%
(1)	(2)	(3)	(4)	(5)	(6)	(7)
PORTUGAL	745,080	472,800	-36.54	663,401	546,065	-17.69
ICELAND	18000	19,200	6.67	44,558	39,168	-12.10
GREECE	953,400	351,900	-63.09	759,691	318,388	-58.09
POLAND	3,540,658	3,195,460	-9.75	2,489,717	2,672,157	7.33
ROMANIA	4,490,400	4,047,530	-9.86	3,155,300	3,903,042	23.70
BULGARIA	3,750,600	2,780,100	-25.88	2,865,013	2,876,625	0.41
UKRAINE	19,200	36,000	87.50	10,560	93,600	786.36
LATVIA	505198	195000	-61.40	340,293	176,475	-48.14
ESTONIA	0	587495	-	0	528,102	-
GEORGIA	3,856,533	3282180	-14.89	2,528,676	3,327,403	31.59
CZECH REPUBLIC	693,000	84000	-87.88	503,333	57,540	-88.57
RUSSIA FEDERATION	72,600	270000	271.90	76,853	496,332	545.82
KAYU BULAT	290178	55733	-80.79	194,987	13,853	-92.90
JAPAN	1971	16086	716.13	2,072	3,666	76.93
HONG KONG	10	0	-100.00	197	0	-100.00
KOREA, REPUBLIC OF	1	0	-100.00	1	0	-100.00
TAIWAN	53877	0	-100.00	24,102	0	-100.00
CHINA	0	16500	-	0	841	-
SINGAPORE	14548	22961	57.83	42,993	3,574	-91.69
MALAYSIA	134395	0	-100.00	115,142	0	-100.00
INDIA	84,690	0	-100.00	213	0	-100.00
UNITED ARAB EMIRATES	291	179	-38.49	8,954	5,698	-36.36
U.S. VIRGIN ISLANDS	17	0	-100.00	27	0	-100.00
AUSTRALIA	51	0	-100.00	576	0	-100.00
UNITED STATES	9	5	-44.44	78	46	-41.03
GERMANY, FED. REP. OF	17	0	-100.00	108	0	-100.00
BELGIUM	10	0	-100.00	122	0	-100.00
SWITZERLAND	0	2	-	0	28	-
ITALY	290	0	-100.00	400	0	-100.00
SPAIN	1	0	-100.00	2	0	-100.00
UDANG SEGAR/BEKU	61,814,802	73,646,303	19.14	403,433,922	476,358,267	18.08
JAPAN	22,206,301	23932086	7.77	184,482,140	191,783,138	3.96
HONG KONG	2,370,353	3103146	30.91	9,526,039	12,504,713	31.27
KOREA, REPUBLIC OF	656252	428872	-34.65	2,198,487	2,769,844	25.99
TAIWAN	734985	519,759	-29.28	1,811,404	968,743	-46.52
CHINA	1569063	1248568	-20.43	6,862,424	6,391,476	-6.86
THAILAND	144,543	984,242	580.93	928,164	1,084,240	16.82
SINGAPORE	1,656,592	1498832	-9.52	2,358,413	2,560,432	8.57
PHILIPPINES	53,126	41,593	-21.71	256,370	189,452	-26.10
MALAYSIA	1,988,223	1,710,121	-13.99	2,065,810	2,395,630	15.97
VIET NAM	373,052	279,903	-24.97	2,263,366	2,193,362	-3.09
INDIA	98,603	2	-100.00	140,105	3	-100.00
JORDAN	7,945	4	-99.95	56,801	14	-99.98
UNITED ARAB EMIRATES	261	19,222	7,264.75	1,152	56,929	4,841.75
CYPRUS	0	18,000	-	0	148,920	-
EGYPT	0	7,527	-	0	45,146	-
REUNION	183396	188,168	2.60	1,012,036	1,229,117	21.45
SOUTH AFRICA	3,852	0	-100.00	23,690	0	-100.00
MAURITIUS	41,855	53,212	27.13	229,853	318,242	38.45
AUSTRALIA	898,036	1,165,520	29.79	4,136,743	5,423,560	31.11
NEW ZEALAND	25,382	16,640	-34.44	74,852	57,558	-23.10
AMERICAN SAMOA	16344	0	-100.00	114,200	0	-100.00
UNITED STATES	17,001,754	25,080,164	47.52	116,182,964	166,935,748	43.68
CANADA	989,633	256,161	-74.12	6,467,804	1,687,715	-73.91
BRAZIL	0	21,730	-	0	133,044	-
PUERTO RICO	68,164	45,073	-33.88	333,101	303,841	-8.78
NETHERLANDS ANTILLES	0	4,045	-	0	41,406	-
UNITED KINGDOM	3,279,215	4,184,674	27.61	19,707,570	27,533,094	39.71
NETHERLANDS	632,679	525,683	-16.91	4,182,820	3,092,391	-26.07
FRANCE	622897	632472	1.54	4,322,150	3,585,111	-17.05
GERMANY, FED. REP. OF	578,577	1093859	89.06	2,728,894	5,508,726	101.87
AUSTRIA	5	99	1,880.00	10	1,000	9,900.00
BELGIUM	4,278,836	5117422	19.60	24,621,711	30,531,020	24.00
SWITZERLAND	34,964	60,330	72.55	165,304	378,929	129.23
DENMARK	90,000	100,940	12.16	432,493	498,170	15.19
SWEDEN	70,992	56,072	-21.02	253,972	400,485	57.69
IRELAND	7056	0	-100.00	42,418	0	-100.00
ITALY	673,692	908,266	34.82	3,426,642	3,645,307	6.38

TABEL 5. PERKEMBANGAN EKSPOR INDONESIA MENURUT KOMODITI DAN NEGARA TUJUAN

JENIS BARANG	BERAT BERSIH (KG)		PERUB	NILAI FOB (US \$)		PERUB
	JAN-JUN 2005	JAN-JUN 2006	%	JAN-JUN 2005	JAN-JUN 2006	%
	(1)	(2)	(3)	(4)	(5)	(6)
SPAIN	396,682	258,888	-34.74	1,725,984	1,380,204	-20.03
PORTUGAL	35,746	31,763	-11.14	126,799	270,526	113.35
GREECE	0	33	-	0	201	-
BULGARIA	11,448	0	-100.00	74,166	0	-100.00
LATVIA	0	19662	-	0	94,838	-
GEORGIA	0	16,200	-	0	90,666	-
RUSSIA FEDERATION	14,298	17,350	21.35	97,071	125,326	29.11
TEH	24,328,471	22,894,470	-5.89	25,558,442	26,242,407	2.68
JAPAN	6,707	65,328	874.03	22,009	255,256	1,059.78
HONG KONG	2,485	1,523	-38.71	2,626	7,929	201.94
KOREA, REPUBLIC OF	1,589	1,285	-19.13	849	6,710	690.34
TAIWAN	99346	207,317	108.68	164,075	221,640	35.08
CHINA	24,570	111096	352.16	16,590	89,832	441.48
SINGAPORE	147,445	129,664	-12.06	156,821	165,218	5.35
PHILIPPINES	0	168	-	0	982	-
MALAYSIA	2,789,081	2867847	2.82	2,415,454	2,895,244	19.86
MALDIVES	0	99	-	0	61	-
INDIA	308,428	376840	22.18	317,739	344,490	8.42
PAKISTAN	2,366,098	2,587,744	9.37	2,964,027	3,618,580	22.08
SRI LANKA	198,250	207,796	4.82	203,015	233,079	14.81
AFGHANISTAN	351,129	303,063	-13.69	352,453	309,411	-12.21
IRAN (ISLAMIC REPUBLIC)	436691	159469	-63.48	435,929	206,858	-52.55
SAUDI ARABIA	101,224	72,844	-28.04	214,181	141,617	-33.88
JORDAN	0	16500	-	0	20,054	-
TURKEY	68,400	0	-100.00	80,119	0	-100.00
UNITED ARAB EMIRATES	646,806	1,061,443	64.11	678,826	876,831	29.17
EGYPT	0	20,000	-	0	19,800	-
SOMALIA	106,800	0	-100.00	46,707	0	-100.00
KENYA	222,600	92,000	-58.67	106,545	46,000	-56.83
NIGERIA	24,200	0	-100.00	28,072	0	-100.00
DJIBOUTI	0	42,600	-	0	25,134	-
SOUTH AFRICA	10,000	10000	0.00	8,600	9,701	12.80
AUSTRALIA	79,851	169,147	111.83	72,902	322,616	342.53
NEW ZEALAND	274736	328,444	19.55	268,700	295,407	9.94
NORTHERN MARIANA	0	19	-	0	12	-
SAMOA	4714	4,199	-10.92	5,900	3,664	-37.90
EAST TIMOR	4	0	-100.00	9	0	-100.00
UNITED STATES	1,652,461	1,516,791	-8.21	2,317,522	1,870,526	-19.29
CANADA	160,900	22,648	-85.92	169,012	19,102	-88.70
GUATEMALA	0	21,200	-	0	19,907	-
CHILE	77200	21999	-71.50	88,008	29,172	-66.85
UNITED KINGDOM	3,013,255	2,593,706	-13.92	3,237,016	3,460,400	6.90
NETHERLANDS	1,621,807	1,347,585	-16.91	1,535,420	1,536,425	0.07
GERMANY, FED. REP. OF	2,320,076	3,088,481	33.12	2,244,512	3,167,487	41.12
BELGIUM	20,012	0	-100.00	13,674	0	-100.00
SWITZERLAND	21,200	23016	8.57	20,118	55,193	174.35
IRELAND	12,000	49,600	313.33	13,200	60,388	357.48
ITALY	35	26,000	74,185.71	1	46,300	4,629,900.00
SPAIN	0	7,000	-	0	10,290	-
POLAND	1,142,656	469,445	-58.92	873,891	466,570	-46.61
KAZAKHSTAN	92,355	25025	-72.90	112,046	32,038	-71.41
UKRAINE	388,959	542451	39.46	402,986	573,829	42.39
LATVIA	0	54,884	-	0	81,536	-
SLOVENIA	75	0	-100.00	307	0	-100.00
RUSSIA FEDERATION	5,534,326	4,248,204	-23.24	5,968,581	4,697,118	-21.30
-LADA HITAM	7,472,173	8,762,668	17.27	10,233,607	11,594,532	13.30
JAPAN	174,552	58,174	-66.67	352,042	126,960	-63.94
HONG KONG	14945	18,156	21.49	20,952	25,077	19.69
KOREA, REPUBLIC OF	15000	0	-100.00	20,775	0	-100.00
TAIWAN	30,826	56,000	81.66	44,491	78,800	77.11
SINGAPORE	263,382	480,000	82.24	335,694	606,315	80.62
PHILIPPINES	0	1,133	-	0	1,763	-
MALAYSIA	11475	26,510	131.02	10,568	28,121	166.10
NEPAL	28000	0	-100.00	25,050	0	-100.00
VIET NAM	9199	0	-100.00	30,230	0	-100.00
INDIA	204,000	462,000	126.47	262,260	468,927	78.80
NIGER	0	20,000	-	0	28,000	-
SOUTH AFRICA	0	15,000	-	0	28,390	-

TABEL 5. PERKEMBANGAN EKSPOR INDONESIA MENURUT KOMODITI DAN NEGARA TUJUAN

JENIS BARANG	BERAT BERSIH (KG)		PERUB	NILAI FOB (US \$)		PERUB
	JAN-JUN 2005	JAN-JUN 2006	%	JAN-JUN 2005	JAN-JUN 2006	%
	(1)	(2)	(3)	(4)	(5)	(6)
AUSTRALIA	273085	75,000	-72.54	391,495	114,060	-70.87
UNITED STATES	5,734,914	6,900,402	20.32	7,793,967	9,245,778	18.63
CANADA	41,000	75,109	83.19	68,851	98,185	42.61
DOMINICA	0	4,113	-	0	6,651	-
UNITED KINGDOM	0	976	-	0	2,391	-
NETHERLANDS	117,000	117,000	0.00	164,745	180,190	9.38
FRANCE	22,500	25095	11.53	29,250	29,230	-0.07
GERMANY, FED. REP. OF	90,295	60,000	-33.55	142,250	100,375	-29.44
ROMANIA	0	8000	-	0	1,000	-
BULGARIA	0	23000	-	0	21,000	-
UKRAINE	0	185000	-	0	215,780	-
RUSSIA FEDERATION	442,000	152,000	-65.61	540,987	187,539	-65.33
-LADA PUTIH	7,633,908	6,529,833	-14.46	16,951,797	13,374,846	-21.10
JAPAN	460000	690000	50.00	964,902	948,617	-1.69
HONG KONG	0	32,500	-	0	71,588	-
TAIWAN	88,537	98,000	10.69	159,631	212,912	33.38
CHINA	15,000	72000	380.00	48,450	68,544	41.47
SINGAPORE	4,765,700	2,738,413	-42.54	11,360,339	6,023,334	-46.98
PHILIPPINES	0	1	-	0	1	-
MALAYSIA	15,000	100257	568.38	33,050	128,295	288.18
VIET NAM	6,832	0	-100.00	5,700	0	-100.00
INDIA	91,600	188600	105.90	185,671	389,596	109.83
PAKISTAN	14000	0	-100.00	12,400	0	-100.00
EGYPT	38,400	0	-100.00	34,944	0	-100.00
SOUTH AFRICA	144000	0	-100.00	89,280	0	-100.00
AUSTRALIA	62,796	1,905	-96.97	152,050	4,260	-97.20
UNITED STATES	526,043	966,612	83.75	1,046,504	2,005,791	91.67
CANADA	0	95	-	0	295	-
UNITED KINGDOM	77,000	90,000	16.88	177,455	193,050	8.79
NETHERLANDS	534,000	553,000	3.56	1,254,210	1,175,091	-6.31
FRANCE	17000	0	-100.00	46,850	0	-100.00
GERMANY, FED. REP. OF	383,000	885,000	131.07	667,873	1,908,556	185.77
BELGIUM	195000	75000	-61.54	423,088	158,175	-62.61
SWEDEN	47,000	0	-100.00	90,450	0	-100.00
ITALY	90,000	31000	-65.56	54,900	77,700	41.53
GREECE	48,000	0	-100.00	112,200	0	-100.00
BULGARIA	15,000	7450	-50.33	31,850	9,041	-71.61
-KAYU MANIS DAN	18942338	17,559,330	-7.30	10,408,577	10,661,781	2.43
JAPAN	0	11,220	-	0	15,969	-
KOREA, REPUBLIC OF	103,264	34,994	-66.11	56,894	32,948	-42.09
TAIWAN	10,238	18,030	76.11	7,557	12,719	68.31
CHINA	39,000	72000	84.62	27,000	54,720	102.67
THAILAND	780216	824518	5.68	428,533	510,374	19.10
SINGAPORE	711,981	283384	-60.20	452,341	205,967	-54.47
PHILIPPINES	0	192	-	0	298	-
MALAYSIA	576,090	522,243	-9.35	314,925	306,628	-2.63
MALDIVES	0	301	-	0	464	-
INDIA	364,429	709,686	94.74	236,262	546,624	131.36
PAKISTAN	140,000	0	-100.00	60,900	0	-100.00
SAUDI ARABIA	10,000	8491	-15.09	2,550	3,010	18.04
JORDAN	7,999	0	-100.00	2,200	0	-100.00
LEBANON	0	8,000	-	0	5,120	-
SYRIA ARAB REPUBLIC	51,000	8,189	-83.94	26,945	6,656	-75.30
TURKEY	78501	229,999	192.99	30,189	106,385	252.40
UNITED ARAB EMIRATES	324,027	124,673	-61.52	129,657	72,547	-44.05
CYPRUS	1,000	0	-100.00	443	0	-100.00
EGYPT	41,255	11	-99.97	31,600	5,500	-82.59
LIBYAN ARAB JAMAHIRIYA	20000	0	-100.00	14,300	0	-100.00
MOROCCO	72,000	72500	0.69	30,420	29,475	-3.11
ALGERIA	330,137	20,299	-93.85	187,218	19,765	-89.44
SOUTH AFRICA	80,019	0	-100.00	53,642	0	-100.00
MAURITIUS	7,250	23,199	219.99	3,843	8,650	125.08
AUSTRALIA	58,773	54,951	-6.50	47,070	53,705	14.10
EAST TIMOR	13,000	0	-100.00	11,050	0	-100.00
UNITED STATES	7,711,025	8,111,212	5.19	4,266,980	5,086,632	19.21
CANADA	586,260	383,604	-34.57	292,416	204,990	-29.90
MEXICO	62,000	70,000	12.90	31,470	44,115	40.18
PANAMA	0	11,000	-	0	8,019	-

TABEL 5. PERKEMBANGAN EKSPOR INDONESIA MENURUT KOMODITI DAN NEGARA TUJUAN

JENIS BARANG	BERAT BERSIH (KG)		PERUB	NILAI FOB (US \$)		PERUB
	JAN-JUN 2005	JAN-JUN 2006	%	JAN-JUN 2005	JAN-JUN 2006	%
	(1)	(2)	(3)	(4)	(5)	(6)
SURINAME	0	129	-	0	600	-
VENEZUELA	221,000	238,999	8.14	107,502	124,905	16.19
BRAZIL	1,170,090	809,990	-30.78	556,327	376,545	-32.32
DOMINICAN REPUBLIC	458,249	740,079	61.50	202,892	289,617	42.74
COSTA RICA	20000	20,000	0.00	10,300	13,000	26.21
DOMINICA	51,000	51,721	1.41	24,350	11,213	-53.95
UNITED KINGDOM	46000	56,000	21.74	22,797	47,267	107.34
NETHERLANDS	2,802,896	1887288	-32.67	1,496,412	1,047,839	-29.98
FRANCE	186,998	224,997	20.32	129,557	141,881	9.51
GERMANY, FED. REP. OF	752,984	694,648	-7.75	490,018	526,711	7.49
BELGIUM	175,075	256,765	46.66	105,128	154,841	47.29
DENMARK	20,020	28,010	39.91	8,308	16,334	96.61
NORWAY	9,000	9,000	0.00	5,220	4,070	-22.03
SWEDEN	119998	82,799	-31.00	55,480	41,310	-25.54
FINLAND	0	40,001	-	0	21,058	-
ITALY	123,632	46,768	-62.17	93,872	49,802	-46.95
SPAIN	95,496	113,910	19.28	42,515	61,569	44.82
PORTUGAL	154,999	161,998	4.52	105,070	103,840	-1.17
GREECE	235,397	299,238	27.12	136,150	197,079	44.75
POLAND	25,000	119,000	376.00	11,500	52,400	355.65
ROMANIA	9,000	29,000	222.22	3,725	16,835	351.95
BULGARIA	0	2,294	-	0	1,950	-
UKRAINE	12,000	0	-100.00	4,799	0	-100.00
RUSSIA FEDERATION	74,040	44000	-40.57	50,250	19,835	-60.53
-BIJI PALA & BUNGANYA	7,813,260	9,698,113	24.12	23,703,962	24,758,752	4.45
JAPAN	296361	257,096	-13.25	1,921,743	1,809,950	-5.82
HONG KONG	254,786	140,324	-44.92	747,790	318,717	-57.38
KOREA, REPUBLIC OF	36,670	45,820	24.95	76,700	79,576	3.75
TAIWAN	738	11,200	1,417.62	708	9,050	1,178.25
CHINA	122,715	132,725	8.16	63,064	73,000	15.76
THAILAND	66648	74,258	11.42	198,039	254,882	28.70
SINGAPORE	1,124,236	630,394	-43.93	5,209,871	2,392,267	-54.08
PHILIPPINES	12,000	8,340	-30.50	37,120	13,022	-64.92
MALAYSIA	351673	504886	43.57	805,687	830,731	3.11
VIET NAM	1,819,026	3,631,911	99.66	2,259,814	4,958,030	119.40
INDIA	266726	894,408	235.33	417,979	2,764,148	561.31
PAKISTAN	120,873	118,529	-1.94	474,646	441,827	-6.91
BANGLADESH	20,609	15,960	-22.56	35,660	95,760	168.54
SRI LANKA	12000	0	-100.00	38,150	0	-100.00
SAUDI ARABIA	29856	37,413	25.31	14,226	15,465	8.71
YEMEN	0	5,815	-	0	5,250	-
UNITED ARAB EMIRATES	7,300	20,060	174.79	57,919	26,696	-53.91
EGYPT	17,828	0	-100.00	51,100	0	-100.00
MOROCCO	46,400	7,525	-83.78	148,904	24,173	-83.77
GHANA	0	15,000	-	0	56,150	-
NIGERIA	10,000	46,660	366.60	21,500	72,050	235.12
BENIN	0	46,000	-	0	24,178	-
SOUTH AFRICA	14999	61,046	307.00	87,200	243,020	178.69
AUSTRALIA	30,710	128,590	318.72	164,989	52,706	-68.05
NEW ZEALAND	0	134	-	0	144	-
UNITED STATES	239128	599068	150.52	1,000,371	2,088,241	108.75
CANADA	0	15473	-	0	47,793	-
ARGENTINA	20000	69000	245.00	65,700	184,367	180.62
BRAZIL	332843	70297	-78.88	1,054,850	225,890	-78.59
DOMINICA	0	22,124	-	0	35,858	-
UNITED KINGDOM	0	7695	-	0	18,844	-
NETHERLANDS	1442861	1182770	-18.03	4,681,138	4,253,470	-9.14
FRANCE	35120	186998	432.45	109,320	647,590	492.38
GERMANY, FED. REP. OF	326023	252478	-22.56	1,364,117	1,131,991	-17.02
BELGIUM	327,617	170,719	-47.89	1,408,747	637,435	-54.75
ITALY	261514	132,239	-49.43	772,542	571,349	-26.04
SPAIN	26000	70999	173.07	59,250	123,425	108.31
PORTUGAL	0	15,000	-	0	40,449	-
POLAND	0	14998	-	0	48,800	-
BULGARIA	0	12262	-	0	14,881	-
RUSSIA FEDERATION	140,000	41,899	-70.07	355,118	127,577	-64.07
-PANILI	72027	62796	-12.82	1,797,265	1,154,094	-35.79
JAPAN	30	52	73.33	1,596	1,444	-9.52

TABEL 5. PERKEMBANGAN EKSPOR INDONESIA MENURUT KOMODITI DAN NEGARA TUJUAN

JENIS BARANG	BERAT BERSIH (KG)		PERUB	NILAI FOB (US \$)		PERUB
	JAN-JUN 2005	JAN-JUN 2006	%	JAN-JUN 2005	JAN-JUN 2006	%
	(1)	(2)	(3)	(4)	(5)	(6)
HONG KONG	50	50	0.00	4,500	2,250	-50.00
TAIWAN	95	0	-100.00	7,999	0	-100.00
CHINA	0	450	-	0	14,524	-
SINGAPORE	82	373	354.88	6,640	6,036	-9.10
MALAYSIA	22,469	6,050	-73.07	31,888	14,090	-55.81
TURKEY	200	0	-100.00	13,800	0	-100.00
AUSTRALIA	200	200	0.00	10,575	6,934	-34.43
NEW ZEALAND	0	100	-	0	3,500	-
EAST TIMOR	112	0	-100.00	1,400	0	-100.00
UNITED STATES	44,785	44614	-0.38	1,551,377	863,398	-44.35
CANADA	0	5,119	-	0	20,250	-
DOMINICA	300	330	10.00	22,050	11,045	-49.91
UNITED KINGDOM	404	1,204	198.02	22,190	57,129	157.45
NETHERLANDS	1,500	0	-100.00	42,810	0	-100.00
FRANCE	0	300	-	0	2,100	-
GERMANY, FED. REP. OF	1,750	3908	123.31	77,940	149,684	92.05
SWITZERLAND	50	46	-8.00	2,500	1,710	-31.60
-LAINNYA	4,512,472	10598623	134.87	6,235,409	17,399,488	179.04
JAPAN	312302	260,498	-16.59	734,196	681,010	-7.24
HONG KONG	365891	111,356	-69.57	263,425	221,265	-16.00
KOREA, REPUBLIC OF	124,131	190,571	53.52	124,975	196,532	57.26
TAIWAN	25,532	45,911	79.82	50,273	25,997	-48.29
CHINA	43,811	521649	1,090.68	59,388	660,023	1,011.37
THAILAND	37,626	11,785	-68.68	306,272	42,581	-86.10
SINGAPORE	800188	2,798,852	249.77	1,672,671	3,611,115	115.89
PHILIPPINES	0	34	-	0	164	-
MALAYSIA	420,791	1,088,800	158.75	164,616	650,958	295.44
BRUNEI DARUSSALAM	6915	0	-100.00	17,046	0	-100.00
NEPAL	0	143790	-	0	277,240	-
VIET NAM	636,618	711,737	11.80	643,961	544,390	-15.46
INDIA	511179	2,799,106	447.58	462,044	7,505,484	1,524.41
PAKISTAN	112,659	252516	124.14	58,522	325,295	455.85
BANGLADESH	151301	49,000	-67.61	62,490	70,000	12.02
AFGHANISTAN	13,800	0	-100.00	770	0	-100.00
SAUDI ARABIA	204,408	327,766	60.35	613,327	925,584	50.91
JORDAN	10,000	0	-100.00	1,200	0	-100.00
LEBANON	0	18,000	-	0	3,906	-
YEMEN	0	31,295	-	0	48,387	-
SYRIA ARAB REPUBLIC	100,000	85,036	-14.96	25,269	17,795	-29.58
UNITED ARAB EMIRATES	176,299	336141	90.67	224,629	394,689	75.71
QATAR	11250	0	-100.00	7,174	0	-100.00
EGYPT	3,048	232,250	7,519.75	7,361	96,007	1,204.27
BENIN	0	12,000	-	0	12	-
SOUTH AFRICA	0	36525	-	0	62,802	-
AUSTRALIA	20027	35,010	74.81	65,752	75,541	14.89
NEW ZEALAND	200	1579	689.50	916	7,892	761.57
EAST TIMOR	519	417	-19.65	102	225	120.59
UNITED STATES	171,906	133,390	-22.41	317,014	331,967	4.72
CANADA	0	21,688	-	0	31,368	-
MEXICO	16,000	18,345	14.66	8,025	5,488	-31.61
PANAMA	0	1337	-	0	7,636	-
CHILE	0	1,000	-	0	11,900	-
BRAZIL	0	3019	-	0	12,600	-
UNITED KINGDOM	19,583	26,690	36.29	44,438	119,078	167.96
NETHERLANDS	132511	219,996	66.02	135,714	368,753	171.71
FRANCE	21,398	8,800	-58.87	118,850	12,215	-89.72
GERMANY, FED. REP. OF	34,767	8,400	-75.84	17,761	2,260	-87.28
BELGIUM	1,000	41,750	4,075.00	4,000	30,951	673.78
ITALY	1,172	1954	66.72	3,118	2,891	-7.28
POLAND	14,640	200	-98.63	6,910	4,776	-30.88
BULGARIA	0	2,380	-	0	2,890	-
UKRAINE	11000	8,050	-26.82	13,200	9,821	-25.60
TEBAKAU	16,855,993	17037306	1.08	32,835,987	35,757,849	8.90
JAPAN	59,900	880	-98.53	164,944	50	-99.97
HONG KONG	0	38,400	-	0	158,096	-
KOREA, REPUBLIC OF	0	141	-	0	13,730	-
CHINA	0	4,691	-	0	94,314	-
SINGAPORE	405,732	288,680	-28.85	216,513	177,339	-18.09

TABEL 5. PERKEMBANGAN EKSPOR INDONESIA MENURUT KOMODITI DAN NEGARA TUJUAN

JENIS BARANG	BERAT BERSIH (KG)		PERUB	NILAI FOB (US \$)		PERUB
	JAN-JUN 2005	JAN-JUN 2006	%	JAN-JUN 2005	JAN-JUN 2006	%
	(1)	(2)	(3)	(4)	(5)	(6)
PHILIPPINES	2,142,763	327,243	-84.73	2,257,682	367,983	-83.70
MALAYSIA	323,143	218,979	-32.23	634,569	310,713	-51.04
VIET NAM	179,231	77,420	-56.80	344,337	39,839	-88.43
PAKISTAN	723	0	-100.00	1,077	0	-100.00
SRI LANKA	263,465	150,937	-42.71	2,974,317	2,108,470	-29.11
UNITED ARAB EMIRATES	452,217	0	-100.00	667,216	0	-100.00
EGYPT	379,835	752,321	98.07	208,518	671,472	222.02
ALGERIA	300000	0	-100.00	317,500	0	-100.00
COTE D'IVOIRE	0	9000	-	0	6,363	-
SOUTH AFRICA	60000	60,000	0.00	27,000	40,000	48.15
AUSTRALIA	59,450	118800	99.83	95,120	154,440	62.36
UNITED STATES	2,099,795	3,249,491	54.75	2,264,543	3,296,816	45.58
CANADA	19,200	0	-100.00	4,416	0	-100.00
HONDURAS	59,651	19866	-66.70	148,666	53,849	-63.78
NICARAGUA	70,754	117,123	65.54	255,883	321,081	25.48
ARGENTINA	0	2,160	-	0	2,484	-
URUGUAY	299,999	0	-100.00	162,000	0	-100.00
PARAGUAY	488,280	80,000	-83.62	192,498	52,000	-72.99
PUERTO RICO	108,264	306,021	182.66	166,726	265,527	59.26
DOMINICAN REPUBLIC	185,046	202,993	9.70	1,405,260	1,648,366	17.30
UNITED KINGDOM	169,862	421,740	148.28	252,876	629,047	148.76
NETHERLANDS	1,098,701	1275967	16.13	1,855,902	1,991,111	7.29
FRANCE	995586	745,152	-25.15	841,288	962,050	14.35
GERMANY, FED. REP. OF	463,311	771,554	66.53	7,251,118	8,163,003	12.58
BELGIUM	1698387	3,220,804	89.64	3,309,717	6,439,448	94.56
DENMARK	62225	99,338	59.64	273,482	204,638	-25.17
NORWAY	192,493	57,661	-70.05	325,501	107,827	-66.87
IRELAND	79,199	99000	25.00	182,160	227,700	25.00
SPAIN	638,562	412,760	-35.36	4,238,392	5,369,820	26.69
PORTUGAL	0	500	-	0	3,313	-
GREECE	0	440	-	0	110	-
POLAND	0	39837	-	0	36,077	-
BELARUS	80,000	0	-100.00	28,000	0	-100.00
KAZAKHSTAN	57420	19,800	-65.52	37,382	8,514	-77.22
UKRAINE	389,218	494576	27.07	173,633	178,612	2.87
LITHUANIA	348499	0	-100.00	271,684	0	-100.00
RUSSIA FEDERATION	2,625,082	3,353,031	27.73	1,286,067	1,653,647	28.58
BIJI COKLAT	148,645,630	244,926,195	64.77	197,529,863	296,338,892	50.02
JAPAN	171,408	109,000	-36.41	250,904	194,250	-22.58
CHINA	4357247	6,685,749	53.44	6,474,671	8,481,540	31.00
THAILAND	4,419,095	4,398,970	-0.46	6,685,935	5,381,866	-19.50
SINGAPORE	14,034,376	21,625,677	54.09	18,734,435	27,779,512	48.28
MALAYSIA	73,134,194	94,550,796	29.28	93,048,091	110,449,248	18.70
BHUTAN	50,000	0	-100.00	74,865	0	-100.00
INDIA	0	125,000	-	0	168,280	-
PAKISTAN	157,000	56,928	-63.74	47,800	7,768	-83.75
SRI LANKA	0	195,000	-	0	293,175	-
MAURITIUS	0	200,000	-	0	262,277	-
UNITED STATES	33611133	82,014,027	144.01	46,599,239	98,305,515	110.96
CANADA	0	11,250,000	-	0	14,570,759	-
MEXICO	1,575,063	0	-100.00	2,177,460	0	-100.00
BRAZIL	8100000	20,499,339	153.08	10,521,189	26,021,550	147.33
UNITED KINGDOM	8700000	0	-100.00	12,292,157	0	-100.00
NETHERLANDS	162,500	965034	493.87	278,152	1,398,465	402.77
FRANCE	12614	0	-100.00	26,389	0	-100.00
GERMANY, FED. REP. OF	125,000	1,235,617	888.49	277,176	1,689,050	509.38
BELGIUM	0	932,358	-	0	1,259,057	-
SPAIN	36000	0	-100.00	41,400	0	-100.00
POLAND	0	50,000	-	0	63,500	-
UKRAINE	0	32,700	-	0	13,080	-
-IKAN TONGKOL/TUNA	21,352,885	19,235,344	-9.92	63,752,901	56,857,393	-10.82
JAPAN	11,765,169	9,190,548	-21.88	43,166,161	35,542,227	-17.66
HONG KONG	325,696	313,228	-3.83	433,139	533,136	23.09
KOREA, DEMOCRATIC	0	1,067	-	0	5,335	-
KOREA, REPUBLIC OF	1,304,466	263,073	-79.83	1,585,905	275,891	-82.60
TAIWAN	922608	369480	-59.95	747,043	375,705	-49.71
CHINA	684488	529,382	-22.66	501,732	536,250	6.88
THAILAND	436,764	1,602,624	266.93	641,896	1,370,016	113.43

TABEL 5. PERKEMBANGAN EKSPOR INDONESIA MENURUT KOMODITI DAN NEGARA TUJUAN

JENIS BARANG	BERAT BERSIH (KG)		PERUB	NILAI FOB (US \$)		PERUB
	JAN-JUN 2005	JAN-JUN 2006	%	JAN-JUN 2005	JAN-JUN 2006	%
	(1)	(2)	(3)	(4)	(5)	(6)
SINGAPORE	2,000,913	1,912,330	-4.43	5,417,153	4,895,233	-9.63
PHILIPPINES	279098	225285	-19.28	127,341	160,693	26.19
MALAYSIA	261,597	170,549	-34.80	385,707	125,376	-67.49
VIET NAM	26,500	427,489	1,513.17	34,450	614,735	1,684.43
PAKISTAN	0	78,000	-	0	62,400	-
JORDAN	0	2704	-	0	14,096	-
LEBANON	3,985	48,159	1,108.51	15,892	42,849	169.63
UNITED ARAB EMIRATES	1,614	23,931	1,382.71	4,325	29,350	578.61
REUNION	0	12,000	-	0	55,800	-
SOUTH AFRICA	93,368	0	-100.00	99,850	0	-100.00
MAURITIUS	15,742	30,410	93.18	32,910	56,466	71.58
AUSTRALIA	147298	110455	-25.01	824,809	420,839	-48.98
UNITED STATES	1,649,518	1979262	19.99	5,622,794	6,495,394	15.52
CANADA	402	1060	163.68	1,400	8,576	512.57
MEXICO	20797	220278	959.18	40,186	446,725	1,011.64
PANAMA	0	189000	-	0	157,220	-
TRINIDAD AND TOBAGO	0	81000	-	0	73,050	-
PUERTO RICO	19974	13253	-33.65	69,595	51,280	-26.32
UNITED KINGDOM	181079	251320	38.79	257,299	255,852	-0.56
NETHERLANDS	916043	670552	-26.80	3,194,981	2,597,326	-18.71
FRANCE	51,837	76,316	47.22	58,599	286,927	389.64
GERMANY, FED. REP. OF	75,945	67,146	-11.59	237,362	139,112	-41.39
AUSTRIA	12	0	-100.00	12	0	-100.00
BELGIUM	85,852	278,848	224.80	190,340	815,596	328.49
SWITZERLAND	0	1	-	0	1	-
DENMARK	0	17,827	-	0	13,411	-
ITALY	33819	35999	6.45	29,186	203,376	596.83
SPAIN	44,979	34,501	-23.30	22,490	171,931	664.48
HUNGARY	600	0	-100.00	1,500	0	-100.00
LITHUANIA	21	0	-100.00	315	0	-100.00
RUSSIA FEDERATION	2,701	8,267	206.07	8,529	25,219	195.69
-UBUR-UBUR	1873219	809646	-56.78	3,003,178	1,559,768	-48.06
JAPAN	974,296	175138	-82.02	2,144,353	601,930	-71.93
HONG KONG	18,193	1,177	-93.53	43,691	5,795	-86.74
KOREA, REPUBLIC OF	216318	398,669	84.30	258,123	618,876	139.76
TAIWAN	314538	30056	-90.44	331,374	39,360	-88.12
CHINA	320802	174,690	-45.55	172,687	243,837	41.20
SINGAPORE	2156	24293	1,026.76	21,374	40,143	87.81
MALAYSIA	20940	4155	-80.16	17,684	6,149	-65.23
NEW ZEALAND	24	0	-100.00	50	0	-100.00
UNITED STATES	1095	683	-37.63	1,315	1,580	20.15
CANADA	0	40	-	0	125	-
UNITED KINGDOM	160	74	-53.75	575	175	-69.57
NETHERLANDS	89	19	-78.65	250	60	-76.00
FRANCE	3,796	269	-92.91	9,782	582	-94.05
GERMANY, FED. REP. OF	749	301	-59.81	1,720	805	-53.20
ITALY	0	48	-	0	260	-
CZECH REPUBLIC	63	34	-46.03	200	91	-54.50
-KEPITING, KERANG-	22,433,107	23346675	4.07	69,600,801	72,536,750	4.22
JAPAN	902,564	802443	-11.09	3,212,371	5,042,011	56.96
HONG KONG	1,514,415	1,323,441	-12.61	2,179,041	3,060,764	40.46
KOREA, REPUBLIC OF	612,349	895,478	46.24	1,230,004	1,604,591	30.45
TAIWAN	942,566	669,536	-28.97	1,371,927	1,038,414	-24.31
CHINA	4,067,011	3,239,022	-20.36	2,325,164	1,821,098	-21.68
MONGOLIA	347	0	-100.00	694	0	-100.00
THAILAND	1870451	4341513	132.11	382,816	1,188,298	210.41
SINGAPORE	1,450,952	1,517,914	4.62	3,233,508	2,993,233	-7.43
PHILIPPINES	108,380	942	-99.13	61,062	17,405	-71.50
MALAYSIA	1,812,033	1400038	-22.74	2,286,591	1,811,744	-20.77
MYANMAR (FORM. BURMA)	0	420	-	0	840	-
BRUNEI DARUSSALAM	9,994	3	-99.97	12,711	11	-99.91
VIET NAM	673,041	527,170	-21.67	1,134,187	794,885	-29.92
INDIA	100	59,600	59,500.00	1,040	116,565	11,108.17
BANGLADESH	85	0	-100.00	61	0	-100.00
SRI LANKA	22,391	24,800	10.76	19,763	15,273	-22.72
SAUDI ARABIA	0	77	-	0	183	-
KUWAIT	330	0	-100.00	358	0	-100.00
LEBANON	0	1227	-	0	953	-

TABEL 5. PERKEMBANGAN EKSPOR INDONESIA MENURUT KOMODITI DAN NEGARA TUJUAN

JENIS BARANG	BERAT BERSIH (KG)		PERUB	NILAI FOB (US \$)		PERUB
	JAN-JUN 2005	JAN-JUN 2006	%	JAN-JUN 2005	JAN-JUN 2006	%
	(1)	(2)	(3)	(4)	(5)	(6)
UNITED ARAB EMIRATES	0	26	-	0	190	-
CYPRUS	18,000	10366	-42.41	28,164	19,675	-30.14
EGYPT	0	22,589	-	0	60,047	-
MADAGASCAR	0	12,000	-	0	60,499	-
SOUTH AFRICA	44,541	93,014	108.83	98,368	240,992	144.99
MAURITIUS	13,753	0	-100.00	23,756	0	-100.00
AUSTRALIA	32508	92441	184.36	271,808	539,818	98.60
NEW ZEALAND	233	36	-84.55	5,811	100	-98.28
AMERICAN SAMOA	27	0	-100.00	110	0	-100.00
SAMOA	5080	0	-100.00	16,554	0	-100.00
EAST TIMOR	2600	0	-100.00	1,872	0	-100.00
UNITED STATES	4,593,733	4,954,762	7.86	42,019,328	43,515,345	3.56
CANADA	185,936	362712	95.07	307,513	1,040,948	238.51
MEXICO	20,413	22,554	10.49	38,810	64,450	66.07
PANAMA	20,090	51,229	155.00	54,600	138,275	153.25
ARGENTINA	0	20,471	-	0	56,981	-
BRAZIL	0	665	-	0	654	-
PUERTO RICO	264030	147104	-44.29	791,900	386,488	-51.19
DOMINICAN REPUBLIC	0	2630	-	0	9,660	-
MARTINIQUE	50,086	2,774	-94.46	104,074	8,890	-91.46
GUADELOUPE	50,409	0	-100.00	90,498	0	-100.00
UNITED KINGDOM	249165	49704	-80.05	1,679,459	258,278	-84.62
NETHERLANDS	111,633	105,477	-5.51	424,347	622,149	46.61
FRANCE	172398	34059	-80.24	527,530	67,773	-87.15
GERMANY, FED. REP. OF	5243	37,775	620.48	10,492	100,402	856.94
AUSTRIA	0	100	-	0	300	-
BELGIUM	112652	121371	7.74	265,368	351,731	32.54
SWITZERLAND	5,316	8,024	50.94	14,257	21,802	52.92
DENMARK	115	3,860	3,256.52	350	10,716	2,961.71
NORWAY	0	90	-	0	225	-
SWEDEN	244	159	-34.84	1,150	625	-45.65
IRELAND	16341	0	-100.00	262,277	0	-100.00
ITALY	1610296	1554513	-3.46	3,237,660	3,305,727	2.10
SPAIN	495295	521029	5.20	1,042,312	1,330,578	27.66
PORTUGAL	266204	249729	-6.19	569,809	646,821	13.52
GREECE	76952	19997	-74.01	219,685	67,680	-69.19
POLAND	622	0	-100.00	319	0	-100.00
LATVIA	0	756	-	0	3,651	-
CROATIA	0	40,605	-	0	98,283	-
MALTA	22,046	0	-100.00	41,016	0	-100.00
CZECH REPUBLIC	80	430	437.50	131	729	456.49
RUSSIA FEDERATION	57	0	-100.00	175	0	-100.00
-BEKICOT	1,456,961	1,516,424	4.08	2,148,594	2,605,219	21.25
JAPAN	5,526	0	-100.00	35,811	0	-100.00
HONG KONG	116168	93632	-19.40	127,728	173,948	36.19
KOREA, REPUBLIC OF	41,214	23,215	-43.67	91,735	58,044	-36.73
TAIWAN	709,352	796,258	12.25	854,710	981,093	14.79
CHINA	19,378	54,250	179.96	10,523	52,248	396.51
MACAU	342	0	-100.00	1,026	0	-100.00
THAILAND	225	612	172.00	113	1,674	1,381.42
SINGAPORE	92,965	79725	-14.24	232,749	202,181	-13.13
MALAYSIA	32,892	17,684	-46.24	17,062	10,844	-36.44
CYPRUS	17	0	-100.00	33	0	-100.00
SOUTH AFRICA	37,824	123,714	227.08	68,880	303,245	340.25
SAMOA	423	0	-100.00	1,380	0	-100.00
UNITED STATES	0	15,840	-	0	42,075	-
CANADA	149756	105,592	-29.49	259,847	252,697	-2.75
UNITED KINGDOM	640	905	41.41	1,309	2,007	53.32
FRANCE	230,672	164,588	-28.65	437,414	443,351	1.36
BELGIUM	19200	39997	108.32	7,520	80,900	975.80
NORWAY	0	42	-	0	143	-
SWEDEN	26	51	96.15	62	95	53.23
ITALY	49	0	-100.00	75	0	-100.00
PORTUGAL	39	56	43.59	76	104	36.84
GREECE	67	6	-91.04	142	16	-88.73
HUNGARY	14	53	278.57	26	114	338.46
POLAND	25	104	316.00	46	222	382.61
LITHUANIA	35	12	-65.71	136	38	-72.06

TABEL 5. PERKEMBANGAN EKSPOR INDONESIA MENURUT KOMODITI DAN NEGARA TUJUAN

JENIS BARANG	BERAT BERSIH (KG)		PERUB	NILAI FOB (US \$)		PERUB
	JAN-JUN 2005	JAN-JUN 2006	%	JAN-JUN 2005	JAN-JUN 2006	%
	(1)	(2)	(3)	(4)	(5)	(6)
RUSSIA FEDERATION	112	88	-21.43	191	180	-5.76
-IKAN LAINNYA	184,188,857	257437568	39.77	118,002,826	114,385,552	-3.07
JAPAN	4,036,479	3,082,985	-23.62	8,239,135	6,952,295	-15.62
HONG KONG	3,881,082	5242381	35.08	13,043,210	13,101,791	0.45
KOREA, REPUBLIC OF	8496062	5,361,318	-36.90	6,882,867	5,054,302	-26.57
TAIWAN	20038524	13,033,485	-34.96	13,092,651	9,167,969	-29.98
CHINA	68,923,173	41392238	-39.94	15,887,039	11,102,813	-30.11
MACAU	325	85	-73.85	3,750	2,250	-40.00
THAILAND	29608823	149,904,915	406.28	4,543,605	21,952,901	383.16
SINGAPORE	20,615,235	15,085,871	-26.82	21,634,397	17,076,301	-21.07
PHILIPPINES	3,480,203	3,431,118	-1.41	1,636,085	1,543,113	-5.68
MALAYSIA	14,191,344	12191322	-14.09	11,192,263	9,590,209	-14.31
CAMBODIA	0	80	-	0	500	-
BRUNEI DARUSSALAM	35,427	0	-100.00	44,362	0	-100.00
VIET NAM	466,375	1157247	148.14	172,560	1,590,913	821.95
INDIA	1,600	0	-100.00	3,200	0	-100.00
SRI LANKA	207,209	31290	-84.90	185,761	12,725	-93.15
AFGHANISTAN	26,000	0	-100.00	35,100	0	-100.00
IRAN (ISLAMIC REPUBLIC	15,549	360	-97.68	12,266	414	-96.62
SAUDI ARABIA	185,911	25950	-86.04	234,307	49,929	-78.69
KUWAIT	852	1350	58.45	2,301	2,227	-3.22
JORDAN	280	4,625	1,551.79	1,159	46,810	3,938.83
LEBANON	159557	301416	88.91	114,665	230,404	100.94
YEMEN	0	15	-	0	1,508	-
OMAN	52000	16000	-69.23	18,020	14,500	-19.53
SYRIA ARAB REPUBLIC	536	3,733	596.46	4,427	19,579	342.26
TURKEY	49	12139	24,673.47	868	16,994	1,857.83
UNITED ARAB EMIRATES	54031	25,557	-52.70	60,909	17,370	-71.48
BAHRAIN	998	1,191	19.34	3,760	3,652	-2.87
CYPRUS	1,488	2,410	61.96	5,490	7,844	42.88
EGYPT	34	34	0.00	1,134	27	-97.62
ALGERIA	0	25,497	-	0	29,066	-
KENYA	0	26,500	-	0	7,950	-
REUNION	24000	24,000	0.00	66,000	111,600	69.09
MOZAMBIQUE	145,680	0	-100.00	150,745	0	-100.00
GHANA	62,000	115,000	85.48	58,500	92,400	57.95
ANGOLA	35,699	0	-100.00	40,513	0	-100.00
SEYCHELLES	0	12,506	-	0	7,086	-
SAINT HELENA	0	2,000	-	0	920	-
SWAZILAND	3	0	-100.00	152	0	-100.00
SOUTH AFRICA	128,213	204	-99.84	111,921	2,268	-97.97
MAURITIUS	117,199	27,000	-76.96	88,030	50,239	-42.93
RWANDA	0	1,200	-	0	3,000	-
AUSTRALIA	1,723,198	1,307,338	-24.13	1,227,746	1,671,871	36.17
NEW ZEALAND	1353	10487	675.09	10,804	55,200	410.92
COOK ISLANDS	65,000	0	-100.00	64,350	0	-100.00
FIJI	0	40,500	-	0	42,445	-
MARSHALL ISLANDS	2,690	0	-100.00	4,035	0	-100.00
SAMOA	3,245	0	-100.00	10,576	0	-100.00
SOLOMON ISLANDS	1,120	0	-100.00	1,680	0	-100.00
EAST TIMOR	8,319	30	-99.64	6,091	2,350	-61.42
UNITED STATES	3,013,332	2,466,484	-18.15	9,348,504	7,737,265	-17.24
CANADA	51665	54024	4.57	238,974	188,389	-21.17
MEXICO	32671	1850	-94.34	40,867	9,385	-77.04
GUATEMALA	33293	16646	-50.00	31,559	19,094	-39.50
PANAMA	1026000	702000	-31.58	889,300	584,040	-34.33
CUBA	155	0	-100.00	1,000	0	-100.00
SURINAME	0	148	-	0	210	-
VENEZUELA	255	0	-100.00	1,039	0	-100.00
BRAZIL	3011	1,422	-52.77	2,422	1,004	-58.55
URUGUAY	261068	0	-100.00	66,095	0	-100.00
PERU	165	52,000	31,415.15	962	47,200	4,806.44
TRINIDAD AND TOBAGO	0	54,000	-	0	48,160	-
PUERTO RICO	204,212	40,064	-80.38	841,632	137,159	-83.70
DOMINICAN REPUBLIC	36225	75426	108.22	104,005	226,413	117.69
CAYMAN ISLANDS	0	1,320	-	0	1,016	-
MARTINIQUE	33,063	17,306	-47.66	101,653	49,767	-51.04
NETHERLANDS ANTILLES	0	11774	-	0	120,728	-

TABEL 5. PERKEMBANGAN EKSPOR INDONESIA MENURUT KOMODITI DAN NEGARA TUJUAN

JENIS BARANG	BERAT BERSIH (KG)		PERUB	NILAI FOB (US \$)		PERUB
	JAN-JUN 2005	JAN-JUN 2006	%	JAN-JUN 2005	JAN-JUN 2006	%
	(1)	(2)	(3)	(4)	(5)	(6)
UNITED KINGDOM	537347	411,063	-23.50	1,088,362	791,880	-27.24
NETHERLANDS	85381	236053	176.47	333,905	691,007	106.95
FRANCE	320011	67165	-79.01	663,709	234,328	-64.69
GERMANY, FED. REP. OF	193453	76035	-60.70	491,616	316,552	-35.61
AUSTRIA	1554	3277	110.88	16,177	19,971	23.45
BELGIUM	555682	176485	-68.24	1,322,952	494,855	-62.59
SWITZERLAND	16311	3868	-76.29	19,730	11,187	-43.30
DENMARK	88,895	17,204	-80.65	233,148	76,466	-67.20
NORWAY	2,264	1622	-28.36	9,940	7,540	-24.14
SWEDEN	2,788	2,721	-2.40	24,590	37,360	51.93
FINLAND	278	114	-58.99	331	445	34.44
IRELAND	74,560	0	-100.00	245,810	0	-100.00
ITALY	150,084	473,221	215.30	452,677	1,122,087	147.88
SPAIN	49,085	98,351	100.37	119,656	229,827	92.07
PORTUGAL	27,140	30,596	12.73	84,369	91,320	8.24
GREECE	43,528	15,281	-64.89	124,508	14,330	-88.49
HUNGARY	4862	3657	-24.78	11,128	7,440	-33.14
POLAND	525,982	359,971	-31.56	2,120,220	1,218,279	-42.54
ROMANIA	270	170	-37.04	763	367	-51.90
BULGARIA	514	300	-41.63	2,732	1,164	-57.39
KAZAKHSTAN	190	0	-100.00	1,033	0	-100.00
UKRAINE	897	216	-75.92	1,291	724	-43.92
UZBEKISTAN	0	25	-	0	960	-
LITHUANIA	274	245	-10.58	701	1,019	45.36
ESTONIA	148	36064	24,267.57	172	127,666	74,124.42
GEORGIA	449	500	11.36	66	3,731	5,553.03
MALTA	722	14,035	1,843.91	3,130	9,457	202.14
SLOVAKIA	606	0	-100.00	652	0	-100.00
SLOVENIA	304	0	-100.00	2,021	0	-100.00
CZECH REPUBLIC	2,991	4,069	36.04	17,235	29,915	73.57
RUSSIA FEDERATION	10,307	9419	-8.62	45,756	40,110	-12.34
-BIJI BUNGA	334789	120222	-64.09	1,212,116	1,199,135	-1.07
KOREA, REPUBLIC OF	300	0	-100.00	300	0	-100.00
TAIWAN	102000	37880	-62.86	69,420	26,572	-61.72
CHINA	162,000	62,100	-61.67	35,640	21,735	-39.02
SINGAPORE	121	181	49.59	278,861	332,317	19.17
MALAYSIA	0	5,833	-	0	7,515	-
INDIA	0	13,800	-	0	10,560	-
UNITED STATES	24355	0	-100.00	55,570	0	-100.00
UNITED KINGDOM	29278	40	-99.86	134,298	99,753	-25.72
NETHERLANDS	389	308	-20.82	597,887	649,196	8.58
FRANCE	16346	76	-99.54	40,140	30,386	-24.30
DENMARK	0	4	-	0	21,101	-
-BIJI KAPAS	581480	457,254	-21.36	96,263	66,592	-30.82
KOREA, REPUBLIC OF	423980	0	-100.00	71,738	0	-100.00
TAIWAN	157,500	457254	190.32	24,525	66,592	171.53
-BIJI LAINNYA	38536755	76913857	99.59	10,932,783	16,398,691	50.00
JAPAN	79305	541,743	583.11	61,115	517,293	746.43
HONG KONG	424,634	196,590	-53.70	301,321	208,635	-30.76
KOREA, REPUBLIC OF	2,892	89,384	2,990.73	15,602	52,899	239.05
TAIWAN	49288	407295	726.36	30,325	186,936	516.44
CHINA	360165	260653	-27.63	243,767	431,468	77.00
PAPUA NEW GUINEA	329	0	-100.00	321	0	-100.00
THAILAND	73772	21938827	29,638.69	146,533	598,208	308.24
SINGAPORE	344669	432892	25.60	304,380	538,093	76.78
PHILIPPINES	1,441,189	100506	-93.03	485,685	59,456	-87.76
MALAYSIA	25094053	51410849	104.87	6,835,372	12,099,301	77.01
BRUNEI DARUSSALAM	38490	107614	179.59	51,223	122,504	139.16
NEPAL	394	0	-100.00	850	0	-100.00
VIET NAM	321763	840849	161.33	309,882	690,188	122.73
MALDIVES	0	43	-	0	240	-
INDIA	844815	239123	-71.70	871,686	307,614	-64.71
PAKISTAN	120	77,271	64,292.50	540	7,950	1,372.22
SAUDI ARABIA	22,871	8,077	-64.68	13,260	11,284	-14.90
JORDAN	64,200	126,081	96.39	114,900	209,130	82.01
UNITED ARAB EMIRATES	14,563	10,597	-27.23	30,903	9,500	-69.26
MOROCCO	6,119	0	-100.00	7,322	0	-100.00
GHANA	17,605	0	-100.00	12,250	0	-100.00

TABEL 5. PERKEMBANGAN EKSPOR INDONESIA MENURUT KOMODITI DAN NEGARA TUJUAN

JENIS BARANG	BERAT BERSIH (KG)		PERUB	NILAI FOB (US \$)		PERUB
	JAN-JUN 2005	JAN-JUN 2006	%	JAN-JUN 2005	JAN-JUN 2006	%
	(1)	(2)	(3)	(4)	(5)	(6)
CAMEROON	950	0	-100.00	41,797	0	-100.00
NIGERIA	300	0	-100.00	40,541	0	-100.00
MAURITIUS	0	911	-	0	18,855	-
AUSTRALIA	29,445	32,241	9.50	62,021	59,810	-3.56
VANUATU	0	268	-	0	149	-
EAST TIMOR	32,542	16,752	-48.52	17,017	14,476	-14.93
UNITED STATES	4,122	24,922	504.61	11,823	93,552	691.27
CANADA	0	404	-	0	105	-
UNITED KINGDOM	18	0	-100.00	2	0	-100.00
NETHERLANDS	36,011	17,715	-50.81	63,929	46,574	-27.15
FRANCE	0	325	-	0	306	-
GERMANY, FED. REP. OF	0	2,521	-	0	10,058	-
BELGIUM	0	17,000	-	0	31,110	-
NORWAY	0	3,800	-	0	8,082	-
ITALY	9,232,131	1	-100.00	858,416	7	-100.00
SPAIN	0	516	-	0	54,256	-
PORTUGAL	0	8,087	-	0	10,652	-
BULU BEBEK	233,686	139,192	-40.44	190,581	140,334	-26.37
JAPAN	269	0	-100.00	234	0	-100.00
TAIWAN	225,100	137,682	-38.84	167,940	132,979	-20.82
INDIA	266	0	-100.00	2,292	0	-100.00
AUSTRALIA	186	0	-100.00	47	0	-100.00
NEW ZEALAND	3	0	-100.00	32	0	-100.00
GUAM	17	28	64.71	61	85	39.34
COOK ISLANDS	136	0	-100.00	162	0	-100.00
UNITED KINGDOM	0	107	-	0	1,289	-
NETHERLANDS	6,069	0	-100.00	16,283	0	-100.00
FRANCE	110	0	-100.00	143	0	-100.00
GERMANY, FED. REP. OF	782	0	-100.00	1,488	0	-100.00
DENMARK	275	0	-100.00	471	0	-100.00
ITALY	473	0	-100.00	1,428	0	-100.00
SPAIN	0	149	-	0	871	-
YUGOSLAVIA	0	98	-	0	177	-
RUSSIA FEDERATION	0	1,128	-	0	4,933	-
DAMAR DAN GETAH	14,761,662	16,224,173	9.91	7,298,739	13,864,719	89.96
JAPAN	490,144	754,682	53.97	243,803	647,943	165.76
KOREA, REPUBLIC OF	889,200	422,399	-52.50	432,753	327,994	-24.21
TAIWAN	1,535,994	1,092,921	-28.85	750,240	956,783	27.53
CHINA	171,600	18,000	-89.51	83,512	16,767	-79.92
THAILAND	76,799	313,050	307.62	40,082	288,212	619.06
SINGAPORE	0	45,620	-	0	95,623	-
PHILIPPINES	0	230,400	-	0	206,976	-
MALAYSIA	38400	72,600	89.06	18,694	67,854	262.97
INDIA	3,084,723	3,437,731	11.44	1,552,107	2,997,396	93.12
PAKISTAN	1,206,196	1321400	9.55	609,145	1,019,126	67.30
BANGLADESH	487,872	902400	84.97	236,243	827,232	250.16
SRI LANKA	33,150	15000	-54.75	13,845	8,400	-39.33
SAUDI ARABIA	38400	38,400	0.00	18,688	37,248	99.32
TURKEY	153600	230,400	50.00	74,253	175,795	136.75
SOUTH AFRICA	56,400	38,400	-31.91	27,448	35,770	30.32
AUSTRALIA	0	32,700	-	0	38,103	-
NEW ZEALAND	57,600	96000	66.67	28,724	93,120	224.19
UNITED STATES	259,200	154,080	-40.56	126,145	149,458	18.48
VENEZUELA	38,400	0	-100.00	18,688	0	-100.00
COLOMBIA	268799	384,000	42.86	131,034	307,478	134.66
ECUADOR	115200	134400	16.67	56,064	124,320	121.75
NETHERLANDS ANTILLES	57600	0	-100.00	28,032	0	-100.00
UNITED KINGDOM	38,400	0	-100.00	22,510	0	-100.00
NETHERLANDS	1,555,196	2457598	58.02	760,435	2,044,674	168.88
FRANCE	863,999	479999	-44.44	423,601	424,800	0.28
GERMANY, FED. REP. OF	595198	671999	12.90	293,476	546,883	86.35
BELGIUM	575999	595199	3.33	283,786	506,880	78.61
ITALY	76,800	556,799	625.00	38,068	441,774	1,060.49
SPAIN	38400	153,600	300.00	18,688	91,200	388.01
PORTUGAL	806397	1209596	50.00	397,991	1,140,382	186.53
POLAND	1113596	364800	-67.24	551,996	246,528	-55.34
ROMANIA	38400	0	-100.00	18,688	0	-100.00
KOPAL DAN LAIN-LAIN	14,797,821	14,047,980	-5.07	8,404,303	11,317,655	34.67

TABEL 5. PERKEMBANGAN EKSPOR INDONESIA MENURUT KOMODITI DAN NEGARA TUJUAN

JENIS BARANG	BERAT BERSIH (KG)		PERUB	NILAI FOB (US \$)		PERUB
	JAN-JUN 2005	JAN-JUN 2006	%	JAN-JUN 2005	JAN-JUN 2006	%
	(1)	(2)	(3)	(4)	(5)	(6)
JAPAN	812788	773,840	-4.79	759,639	977,190	28.64
HONG KONG	116,763	251,743	115.60	150,113	461,286	207.29
KOREA, REPUBLIC OF	87,336	79,149	-9.37	86,986	90,231	3.73
TAIWAN	814189	440262	-45.93	418,474	279,734	-33.15
CHINA	487,090	390,646	-19.80	284,497	297,680	4.63
THAILAND	52524	127451	142.65	55,719	116,743	109.52
SINGAPORE	1,450,280	1,116,211	-23.03	1,803,222	1,169,613	-35.14
PHILIPPINES	131,969	46,200	-64.99	32,821	35,750	8.92
MALAYSIA	650238	332343	-48.89	364,947	582,005	59.48
VIET NAM	259709	113431	-56.32	67,650	87,245	28.97
INDIA	5,158,346	6,207,322	20.34	2,065,245	4,366,274	111.42
PAKISTAN	436,250	669,437	53.45	186,996	365,558	95.49
BANGLADESH	2,045,989	1,419,780	-30.61	377,818	290,382	-23.14
SRI LANKA	319,194	253,449	-20.60	109,672	114,025	3.97
IRAN (ISLAMIC REPUBLIC)	0	38,400	-	0	35,770	-
SAUDI ARABIA	321,017	258,820	-19.37	155,523	129,034	-17.03
JORDAN	20,250	0	-100.00	9,618	0	-100.00
LEBANON	11,820	16,000	35.36	5,614	6,200	10.44
YEMEN	40,190	20,800	-48.25	11,834	8,380	-29.19
SYRIA ARAB REPUBLIC	0	48,500	-	0	49,953	-
TURKEY	0	19,200	-	0	22,752	-
UNITED ARAB EMIRATES	318,438	168593	-47.06	162,751	76,865	-52.77
EGYPT	111,000	75,300	-32.16	100,645	36,367	-63.87
TUNISIA	20020	0	-100.00	9,509	0	-100.00
ALGERIA	60000	94,400	57.33	76,200	65,980	-13.41
MOZAMBIQUE	82,430	0	-100.00	39,120	0	-100.00
NIGERIA	0	18,259	-	0	15,825	-
GABON	164	0	-100.00	151	0	-100.00
BENIN	0	20,800	-	0	8,980	-
DJIBOUTI	20,000	0	-100.00	9,500	0	-100.00
SOUTH AFRICA	57600	0	-100.00	25,784	0	-100.00
AUSTRALIA	154212	0	-100.00	18,058	0	-100.00
NEW ZEALAND	88,000	20	-99.98	6,160	1,788	-70.97
NEW CALEDONIA	26	0	-100.00	69	0	-100.00
EAST TIMOR	2	0	-100.00	3	0	-100.00
UNITED STATES	92606	70179	-24.22	74,226	94,979	27.96
CANADA	0	21,880	-	0	6,000	-
SURINAME	0	1,373	-	0	6,375	-
ARGENTINA	74	0	-100.00	192	0	-100.00
BRAZIL	825	1700	106.06	6,188	13,600	119.78
COLOMBIA	40	0	-100.00	40	0	-100.00
UNITED KINGDOM	74,182	23,724	-68.02	131,223	77,577	-40.88
NETHERLANDS	0	12,500	-	0	9,375	-
FRANCE	69,460	176,052	153.46	111,101	209,204	88.30
GERMANY, FED. REP. OF	247,996	516,818	108.40	194,363	432,315	122.43
AUSTRIA	25	0	-100.00	45	0	-100.00
BELGIUM	32,000	20,000	-37.50	91,655	90,200	-1.59
SWEDEN	37	0	-100.00	96	0	-100.00
ITALY	138,400	181,398	31.07	386,854	656,020	69.58
SPAIN	14,061	22,000	56.46	12,747	30,400	138.49
HUNGARY	139	0	-100.00	387	0	-100.00
LITHUANIA	142	0	-100.00	848	0	-100.00
SAYUR-SAYURAN	27,189,498	109,911,585	304.24	10,168,821	15,802,575	55.40
JAPAN	2317681	1882179	-18.79	2,328,084	2,138,960	-8.12
HONG KONG	72,305	33,038	-54.31	106,364	52,000	-51.11
KOREA, REPUBLIC OF	2,784	19,920	615.52	23,387	111,522	376.85
TAIWAN	1,357,032	3,749,011	176.27	370,078	720,375	94.65
CHINA	452164	144,679	-68.00	226,248	29,327	-87.04
THAILAND	170,346	127,605	-25.09	84,907	77,530	-8.69
SINGAPORE	7,981,413	11,299,635	41.57	2,274,963	3,197,690	40.56
PHILIPPINES	1,601,323	2,351,462	46.84	694,058	987,489	42.28
MALAYSIA	12,051,746	15,063,964	24.99	2,920,456	4,777,114	63.57
BRUNEI DARUSSALAM	39,135	25,214	-35.57	38,214	66,806	74.82
NEPAL	54,000	0	-100.00	54,362	0	-100.00
INDIA	26881	381,978	1,321.00	24,900	187,344	652.39
PAKISTAN	0	406696	-	0	173,816	-
SRI LANKA	0	187413	-	0	114,241	-
SAUDI ARABIA	50872	79252	55.79	25,936	76,535	195.09

TABEL 5. PERKEMBANGAN EKSPOR INDONESIA MENURUT KOMODITI DAN NEGARA TUJUAN

JENIS BARANG	BERAT BERSIH (KG)		PERUB	NILAI FOB (US \$)		PERUB
	JAN-JUN 2005	JAN-JUN 2006	%	JAN-JUN 2005	JAN-JUN 2006	%
	(1)	(2)	(3)	(4)	(5)	(6)
KUWAIT	0	1572	-	0	2,147	-
UNITED ARAB EMIRATES	18,001	50668	181.47	3,171	39,416	1,143.01
QATAR	0	13,738	-	0	19,513	-
BAHRAIN	0	14,277	-	0	18,662	-
AUSTRALIA	5,648	4,133	-26.82	9,507	7,181	-24.47
NEW ZEALAND	0	45	-	0	69	-
CHRISTMAS ISLANDS	0	1,379	-	0	2,930	-
EAST TIMOR	15896	10881	-31.55	4,392	4,331	-1.39
UNITED STATES	805,719	289,184	-64.11	829,658	335,137	-59.61
CHILE	0	73,582,000	-	0	2,523,862	-
UNITED KINGDOM	2759	0	-100.00	6,883	0	-100.00
NETHERLANDS	159824	142481	-10.85	142,749	103,816	-27.27
FRANCE	0	49031	-	0	33,857	-
GERMANY, FED. REP. OF	0	150	-	0	905	-
PORTUGAL	3969	0	-100.00	504	0	-100.00
BUAH-BUAHAN	82,908,874	98158721	18.39	36,789,259	47,363,736	28.74
JAPAN	165,372	32,725	-80.21	222,924	17,431	-92.18
HONG KONG	3,114,071	848,679	-72.75	3,071,095	647,818	-78.91
KOREA, REPUBLIC OF	174,793	54,309	-68.93	108,590	49,857	-54.09
TAIWAN	196,515	151,953	-22.68	90,908	33,784	-62.84
CHINA	3,226,968	2275498	-29.48	1,944,713	1,350,604	-30.55
THAILAND	256,152	64,970	-74.64	160,454	66,731	-58.41
SINGAPORE	420,818	3,030,721	620.20	341,839	1,628,699	376.45
PHILIPPINES	206,402	83,213	-59.68	17,762	6,489	-63.47
MALAYSIA	2643498	1,408,078	-46.73	940,219	534,770	-43.12
BRUNEI DARUSSALAM	4199	2223	-47.06	7,946	6,265	-21.16
NEPAL	2,713,600	3,389,666	24.91	993,963	1,284,407	29.22
VIET NAM	1,499,077	176,365	-88.24	1,516,903	133,917	-91.17
MALDIVES	82	0	-100.00	1,485	0	-100.00
INDIA	23380798	48,084,610	105.66	9,212,521	22,076,464	139.64
PAKISTAN	25500654	31502155	23.53	12,234,841	16,104,794	31.63
BANGLADESH	16003638	1967313	-87.71	4,218,739	965,560	-77.11
SRI LANKA	0	18005	-	0	6,383	-
IRAN (ISLAMIC REPUBLIC)	2244021	2900014	29.23	774,558	933,776	20.56
SAUDI ARABIA	447777	342185	-23.58	232,422	202,263	-12.98
KUWAIT	6704	109446	1,532.55	4,621	49,779	977.23
YEMEN	0	16200	-	0	13,755	-
TURKEY	8350	39528	373.39	5,015	11,858	136.45
UNITED ARAB EMIRATES	524858	518876	-1.14	414,316	383,451	-7.45
QATAR	6088	5804	-4.66	3,047	4,526	48.54
BAHRAIN	0	18599	-	0	5,934	-
EGYPT	3052	0	-100.00	3,280	0	-100.00
TUNISIA	0	19000	-	0	15,079	-
ALGERIA	0	46019	-	0	27,679	-
MAURITIUS	1,000	0	-100.00	561	0	-100.00
AUSTRALIA	13,236	251729	1,801.85	12,361	182,723	1,378.22
COOK ISLANDS	0	179	-	0	353	-
FIJI	403	0	-100.00	144	0	-100.00
EAST TIMOR	12373	941	-92.39	2,920	308	-89.45
UNITED STATES	8,451	67,521	698.97	63,862	83,461	30.69
SURINAME	0	38	-	0	178	-
BRAZIL	0	9499	-	0	3,268	-
UNITED KINGDOM	12243	0	-100.00	30,717	0	-100.00
NETHERLANDS	72564	290450	300.27	113,327	264,468	133.37
FRANCE	27524	15345	-44.25	40,247	27,278	-32.22
GERMANY, FED. REP. OF	460	90286	19,527.39	1,134	86,569	7,533.95
AUSTRIA	16	0	-100.00	40	0	-100.00
BELGIUM	1,162	187,281	16,017.13	561	100,919	17,889.13
DENMARK	0	10,010	-	0	4,354	-
NORWAY	16	0	-100.00	256	0	-100.00
ITALY	0	8,895	-	0	10,944	-
SPAIN	0	572	-	0	1,656	-
PORTUGAL	737	15	-97.96	113	16	-85.84
GREECE	0	124	-	0	32	-
BULGARIA	0	119,682	-	0	35,136	-
MALTA	11,202	0	-100.00	855	0	-100.00
KULIT KERANG DAN LAIN-	3,159,369	2,865,795	-9.29	1,235,333	1,377,957	11.55
JAPAN	324,799	156780	-51.73	89,877	114,526	27.43

TABEL 5. PERKEMBANGAN EKSPOR INDONESIA MENURUT KOMODITI DAN NEGARA TUJUAN

JENIS BARANG	BERAT BERSIH (KG)		PERUB	NILAI FOB (US \$)		PERUB
	JAN-JUN 2005	JAN-JUN 2006	%	JAN-JUN 2005	JAN-JUN 2006	%
	(1)	(2)	(3)	(4)	(5)	(6)
HONG KONG	168799	124,278	-26.38	69,853	30,126	-56.87
KOREA, REPUBLIC OF	30331	36901	21.66	33,857	74,855	121.09
TAIWAN	8,621	102	-98.82	14,214	523	-96.32
CHINA	2426857	2,049,519	-15.55	717,557	627,934	-12.49
THAILAND	14118	42881	203.73	2,668	154,971	5,708.51
SINGAPORE	20,382	8,788	-56.88	101,572	15,237	-85.00
PHILIPPINES	0	55000	-	0	7,950	-
MALAYSIA	0	649	-	0	925	-
VIET NAM	20408	213,594	946.62	27,503	106,673	287.86
INDIA	68187	16837	-75.31	38,911	4,298	-88.95
PAKISTAN	0	5005	-	0	7,500	-
TURKEY	0	1335	-	0	4,245	-
CONGO	0	1	-	0	39	-
SOUTH AFRICA	0	297	-	0	594	-
AUSTRALIA	28396	115	-99.60	32,625	793	-97.57
NEW ZEALAND	208	101	-51.44	800	290	-63.75
NEW CALEDONIA	48	0	-100.00	42	0	-100.00
FIJI	3	23	666.67	8	15	87.50
UNITED STATES	1,108	613	-44.68	2,066	1,262	-38.92
CANADA	309	375	21.36	330	1,330	303.03
BRAZIL	114	120	5.26	175	189	8.00
PUERTO RICO	152	0	-100.00	324	0	-100.00
COSTA RICA	455	0	-100.00	531	0	-100.00
FRENCH POLYNESIA	431	0	-100.00	757	0	-100.00
UNITED KINGDOM	0	120	-	0	909	-
NETHERLANDS	249	0	-100.00	393	0	-100.00
FRANCE	4,571	54166	1,084.99	8,118	5,705	-29.72
GERMANY, FED. REP. OF	4,750	8,512	79.20	11,414	4,313	-62.21
BELGIUM	4,415	0	-100.00	6,610	0	-100.00
NORWAY	187	0	-100.00	1,832	0	-100.00
SWEDEN	0	79	-	0	449	-
IRELAND	0	8	-	0	51	-
ITALY	30,357	89,180	193.77	72,267	210,113	190.75
SPAIN	1,031	212	-79.44	931	1,443	54.99
GREECE	0	20	-	0	266	-
HUNGARY	11	0	-100.00	22	0	-100.00
BULGARIA	72	0	-100.00	76	0	-100.00
CROATIA	0	66	-	0	213	-
SLOVENIA	0	118	-	0	220	-
TANAMAN OBAT	4963189	2,920,100	-41.16	3,514,022	2,823,827	-19.64
JAPAN	23127	18636	-19.42	96,849	89,566	-7.52
HONG KONG	448,515	67954	-84.85	139,779	29,812	-78.67
KOREA, REPUBLIC OF	33,569	22,195	-33.88	23,700	23,532	-0.71
TAIWAN	2,199,028	883961	-59.80	938,396	323,020	-65.58
CHINA	281,405	168945	-39.96	60,422	22,453	-62.84
THAILAND	74,240	572	-99.23	94,452	5,490	-94.19
SINGAPORE	920,121	661410	-28.12	847,552	1,015,707	19.84
MALAYSIA	90,270	89,118	-1.28	149,650	62,328	-58.35
VIET NAM	53260	0	-100.00	15,841	0	-100.00
INDIA	86,014	165,595	92.52	78,295	221,923	183.44
PAKISTAN	49439	0	-100.00	9,562	0	-100.00
BANGLADESH	28,000	75600	170.00	14,000	7,938	-43.30
SRI LANKA	530	0	-100.00	4,394	0	-100.00
SAUDI ARABIA	327,452	359,871	9.90	291,464	539,460	85.09
YEMEN	0	3,000	-	0	900	-
TURKEY	159	0	-100.00	4,336	0	-100.00
UNITED ARAB EMIRATES	150,426	178,414	18.61	62,542	64,245	2.72
QATAR	0	200	-	0	3,000	-
SUDAN	0	57,000	-	0	19,629	-
BENIN	0	38,000	-	0	7,600	-
AUSTRALIA	50	0	-100.00	1,108	0	-100.00
NEW CALEDONIA	0	47	-	0	120	-
COOK ISLANDS	4,048	0	-100.00	1,640	0	-100.00
UNITED STATES	5,354	1,120	-79.08	135,696	2,960	-97.82
CANADA	528	220	-58.33	10,045	1,110	-88.95
PANAMA	20	0	-100.00	909	0	-100.00
SURINAME	259	0	-100.00	6,140	0	-100.00
BRAZIL	107	0	-100.00	2,293	0	-100.00

TABEL 5. PERKEMBANGAN EKSPOR INDONESIA MENURUT KOMODITI DAN NEGARA TUJUAN

JENIS BARANG	BERAT BERSIH (KG)		PERUB	NILAI FOB (US \$)		PERUB
	JAN-JUN 2005	JAN-JUN 2006	%	JAN-JUN 2005	JAN-JUN 2006	%
	(1)	(2)	(3)	(4)	(5)	(6)
NETHERLANDS	673	6679	892.42	8,696	11,021	26.74
FRANCE	17,354	2,558	-85.26	150,985	68,600	-54.57
GERMANY, FED. REP. OF	49,000	63,105	28.79	76,126	102,189	34.24
SWITZERLAND	1247	0	-100.00	36,118	0	-100.00
SWEDEN	0	19,000	-	0	3,800	-
ITALY	7,000	5,000	-28.57	9,584	78,000	713.86
SPAIN	7,000	0	-100.00	14,017	0	-100.00
GREECE	605	0	-100.00	15,766	0	-100.00
UKRAINE	12,009	0	-100.00	14,411	0	-100.00
LITHUANIA	6432	0	-100.00	8,362	0	-100.00
LATVIA	32020	0	-100.00	45,561	0	-100.00
RUSSIA FEDERATION	53,928	31900	-40.85	145,331	119,424	-17.83
-GANGGANG LAUT	27827495	39114025	40.56	14,823,381	19,519,043	31.68
JAPAN	131,770	155797	18.23	958,661	1,615,913	68.56
HONG KONG	2778354	7,784,870	180.20	800,947	2,433,286	203.80
KOREA, REPUBLIC OF	2,352,697	1,989,529	-15.44	1,405,442	1,097,216	-21.93
TAIWAN	172,052	151,080	-12.19	36,372	58,342	60.40
CHINA	8048855	14,967,808	85.96	2,317,307	4,405,321	90.11
THAILAND	165,262	61,641	-62.70	119,756	87,679	-26.79
SINGAPORE	15,558	51,430	230.57	109,783	262,355	138.98
PHILIPPINES	1,931,844	3174580	64.33	1,101,754	1,631,865	48.12
MALAYSIA	72,622	484,679	567.40	48,323	332,979	589.07
VIET NAM	156,000	1,195,929	666.62	102,269	385,782	277.22
SRI LANKA	0	40,000	-	0	6,800	-
UNITED ARAB EMIRATES	6125	137	-97.76	4,200	328	-92.19
MOROCCO	115,350	26,000	-77.46	436,438	18,200	-95.83
TUNISIA	533,611	386150	-27.63	325,463	226,525	-30.40
MADAGASCAR	25,000	0	-100.00	5,000	0	-100.00
SOUTH AFRICA	8000	0	-100.00	11,200	0	-100.00
AUSTRALIA	228,000	248,000	8.77	264,750	507,700	91.77
NEW ZEALAND	18,000	0	-100.00	11,700	0	-100.00
UNITED STATES	811250	1741732	114.70	755,721	1,403,286	85.69
CANADA	0	220,500	-	0	122,500	-
MEXICO	44,000	43942	-0.13	24,200	17,577	-27.37
PANAMA	0	14,000	-	0	9,100	-
CURACAO	104500	0	-100.00	70,732	0	-100.00
CHILE	782270	998943	27.70	356,421	515,831	44.73
ARGENTINA	218,050	325,000	49.05	82,797	138,750	67.58
BRAZIL	845701	768367	-9.14	437,210	460,856	5.41
DOMINICA	62000	0	-100.00	42,160	0	-100.00
FALKLAND ISLANDS	0	147900	-	0	86,521	-
UNITED KINGDOM	405925	414179	2.03	674,408	1,102,380	63.46
NETHERLANDS	40000	40,000	0.00	154,000	148,000	-3.90
FRANCE	1,967,973	279,800	-85.78	465,506	231,400	-50.29
GERMANY, FED. REP. OF	469080	209000	-55.44	521,244	432,000	-17.12
BELGIUM	147000	146000	-0.68	189,000	291,450	54.21
DENMARK	2778182	763420	-72.52	1,701,281	342,835	-79.85
ITALY	0	55867	-	0	9,226	-
SPAIN	2157384	2014345	-6.63	1,115,530	867,010	-22.28
PORTUGAL	151,080	129000	-14.61	46,756	39,570	-15.37
POLAND	42000	21000	-50.00	55,650	73,500	32.08
LITHUANIA	42,000	63,000	50.00	71,400	151,200	111.76
RUSSIA FEDERATION	0	400	-	0	5,760	-
-IJUK DAN SEBANGSANYA	9,966,844	9662006	-3.06	1,441,331	1,456,976	1.09
JAPAN	1888	0	-100.00	6,116	0	-100.00
KOREA, REPUBLIC OF	0	1078	-	0	372	-
TAIWAN	47,392	29697	-37.34	35,890	25,083	-30.11
CHINA	19845	12505	-36.99	41,137	27,963	-32.02
THAILAND	0	9,150	-	0	2,663	-
SINGAPORE	12000	92419	670.16	10,686	46,520	335.34
MALAYSIA	106694	197508	85.12	10,772	41,708	287.19
INDIA	149000	23000	-84.56	17,780	2,690	-84.87
PAKISTAN	9,479,895	9,228,732	-2.65	1,216,582	1,192,841	-1.95
SRI LANKA	6,000	0	-100.00	1,968	0	-100.00
JORDAN	0	8,625	-	0	4,140	-
SOUTH AFRICA	2	0	-100.00	9	0	-100.00
AUSTRALIA	1999	0	-100.00	4,626	0	-100.00
COOK ISLANDS	1	0	-100.00	3	0	-100.00

TABEL 5. PERKEMBANGAN EKSPOR INDONESIA MENURUT KOMODITI DAN NEGARA TUJUAN

JENIS BARANG	BERAT BERSIH (KG)		PERUB	NILAI FOB (US \$)		PERUB
	JAN-JUN 2005	JAN-JUN 2006	%	JAN-JUN 2005	JAN-JUN 2006	%
	(1)	(2)	(3)	(4)	(5)	(6)
UNITED STATES	100000	0	-100.00	16,000	0	-100.00
UNITED KINGDOM	756	13,294	1,658.47	2,718	30,450	1,020.31
NETHERLANDS	15,200	20000	31.58	29,185	40,595	39.10
GERMANY, FED. REP. OF	13000	12999	-0.01	24,700	19,215	-22.21
BELGIUM	12998	12999	0.01	22,016	22,736	3.27
ITALY	174	0	-100.00	1,143	0	-100.00
-LAINNYA	4,395,083	6,832,141	55.45	1,860,825	2,599,140	39.68
JAPAN	37702	32,573	-13.60	119,919	20,675	-82.76
HONG KONG	41019	210	-99.49	11,846	60	-99.49
KOREA, REPUBLIC OF	24654	49,579	101.10	25,666	20,375	-20.61
TAIWAN	2574186	4,692,592	82.29	836,621	1,768,156	111.34
CHINA	436459	1192374	173.19	43,599	130,872	200.17
THAILAND	996	7,040	606.83	5,972	4,223	-29.29
SINGAPORE	363539	21,240	-94.16	67,024	5,681	-91.52
PHILIPPINES	132800	0	-100.00	15,900	0	-100.00
MALAYSIA	203830	226898	11.32	75,480	87,634	16.10
MALDIVES	0	1659	-	0	12,404	-
INDIA	43282	1032	-97.62	21,171	914	-95.68
SAUDI ARABIA	55093	65649	19.16	12,977	18,008	38.77
OMAN	0	250	-	0	606	-
TURKEY	343	24740	7,112.83	1,062	7,141	572.41
UNITED ARAB EMIRATES	1700	0	-100.00	4,200	0	-100.00
BAHRAIN	0	30000	-	0	2,421	-
EGYPT	21	0	-100.00	57	0	-100.00
REUNION	344	617	79.36	665	870	30.83
NIGERIA	140000	75000	-46.43	53,900	30,375	-43.65
GABON	438	0	-100.00	1,720	0	-100.00
U.S. VIRGIN ISLANDS	21	0	-100.00	35	0	-100.00
SEYCHELLES	20	0	-100.00	20	0	-100.00
SOUTH AFRICA	420	3,086	634.76	314	2,370	654.78
MAURITIUS	0	12,134	-	0	2,154	-
AUSTRALIA	106,136	109,769	3.42	116,516	110,668	-5.02
NEW ZEALAND	83	924	1,013.25	185	1,661	797.84
GUAM	190	632	232.63	497	2,601	423.34
NEW CALEDONIA	184	88	-52.17	311	911	192.93
NORTHERN MARIANA	80	143	78.75	138	233	68.84
VANUATU	0	535	-	0	221	-
FIJI	5,811	0	-100.00	26,628	0	-100.00
MARSHALL ISLANDS	0	338	-	0	23	-
UNITED STATES	108,319	60,655	-44.00	247,992	188,919	-23.82
CANADA	326	10,400	3,090.18	644	15,293	2,274.69
MEXICO	1,757	268	-84.75	3,877	50	-98.71
CHILE	716	0	-100.00	1,989	0	-100.00
BRAZIL	0	1186	-	0	2,330	-
COLOMBIA	2,547	0	-100.00	1,805	0	-100.00
URUGUAY	58	864	1,389.66	206	462	124.27
BAHAMAS	0	4038	-	0	1,360	-
DOMINICAN REPUBLIC	127	367	188.98	132	151	14.39
COSTA RICA	0	22	-	0	15	-
CAYMAN ISLANDS	160	0	-100.00	1,300	0	-100.00
GUADELOUPE	0	50	-	0	128	-
UNITED KINGDOM	4,589	5,397	17.61	7,168	13,553	89.08
NETHERLANDS	10377	1058	-89.80	7,824	5,082	-35.05
FRANCE	14,725	4,649	-68.43	66,075	3,668	-94.45
GERMANY, FED. REP. OF	14943	9441	-36.82	11,905	6,901	-42.03
AUSTRIA	95	2	-97.89	241	13	-94.61
BELGIUM	14429	73686	410.68	1,677	8,953	433.87
SWITZERLAND	319	3237	914.73	5,074	2,849	-43.85
DENMARK	5699	6456	13.28	9,776	6,197	-36.61
NORWAY	4,270	0	-100.00	10,790	0	-100.00
SWEDEN	3	0	-100.00	3	0	-100.00
FINLAND	0	817	-	0	458	-
ITALY	30,717	19,886	-35.26	14,090	22,241	57.85
SPAIN	8862	2688	-69.67	17,379	4,377	-74.81
PORTUGAL	321	5503	1,614.33	372	24,854	6,581.18
GREECE	1340	49105	3,564.55	3,605	40,137	1,013.37
HUNGARY	376	8836	2,250.00	756	3,214	325.13
POLAND	657	10976	1,570.62	3,722	10,230	174.85

TABEL 5. PERKEMBANGAN EKSPOR INDONESIA MENURUT KOMODITI DAN NEGARA TUJUAN

JENIS BARANG	BERAT BERSIH (KG)		PERUB	NILAI FOB (US \$)		PERUB
	JAN-JUN 2005	JAN-JUN 2006	%	JAN-JUN 2005	JAN-JUN 2006	%
(1)	(2)	(3)	(4)	(5)	(6)	(7)
CROATIA	0	33	-	0	507	-
SLOVENIA	0	1,115	-	0	1,811	-
CZECH REPUBLIC	0	2,304	-	0	4,130	-
-MUTIARA	559	442	-20.93	4,237,251	4,116,164	-2.86
JAPAN	343	271	-20.99	2,867,721	2,792,160	-2.63
HONG KONG	9	13	44.44	49,750	51,143	2.80
KOREA, REPUBLIC OF	0	3	-	0	44,373	-
CHINA	0	1	-	0	310	-
THAILAND	0	1	-	0	1,697	-
SINGAPORE	23	44	91.30	43,449	22,037	-49.28
SAUDI ARABIA	23	0	-100.00	5,565	0	-100.00
UNITED ARAB EMIRATES	0	2	-	0	8,346	-
AUSTRALIA	146	76	-47.95	1,269,360	1,181,196	-6.95
UNITED STATES	11	31	181.82	1,374	14,902	984.57
BERMUDA	4	0	-100.00	32	0	-100.00
-LAINNYA	77,460,056	120,913,091	56.10	43,637,322	39,607,411	-9.24
JAPAN	7,360,518	6,314,558	-14.21	4,055,874	6,590,681	62.50
HONG KONG	697,374	2,004,465	187.43	755,798	2,061,104	172.71
KOREA, REPUBLIC OF	5,114,588	5,444,128	6.44	2,062,248	2,545,214	23.42
TAIWAN	1,616,553	1219571	-24.56	616,993	731,542	18.57
CHINA	1,763,199	1,272,630	-27.82	707,013	645,343	-8.72
THAILAND	31,991	275,191	760.21	93,642	244,790	161.41
SINGAPORE	16,433,827	9,301,990	-43.40	18,750,033	9,123,829	-51.34
PHILIPPINES	11,131,349	17,726,027	59.24	2,948,572	2,220,627	-24.69
MALAYSIA	27,636,336	22,498,899	-18.59	5,087,199	5,577,210	9.63
MYANMAR (FORM. BURMA)	25	0	-100.00	15	0	-100.00
BRUNEI DARUSSALAM	17808	6,552	-63.21	7,781	8,659	11.28
VIET NAM	17,015	656,353	3,757.50	64,364	194,421	202.06
MALDIVES	20,037	90,005	349.19	16,604	44,875	170.27
INDIA	2,500,727	49,746,533	1,889.28	1,514,184	1,093,481	-27.78
PAKISTAN	34,432	51,787	50.40	29,801	38,465	29.07
SRI LANKA	7,457	20,000	168.20	36,220	6,598	-81.78
IRAN (ISLAMIC REPUBLIC)	148,720	136	-99.91	51,480	201	-99.61
SAUDI ARABIA	18201	1960	-89.23	40,125	8,435	-78.98
KUWAIT	46448	35,760	-23.01	9,695	23,191	139.21
JORDAN	1403	317	-77.41	4,128	1,084	-73.74
LEBANON	0	415	-	0	1,681	-
YEMEN	0	6814	-	0	4,310	-
SYRIA ARAB REPUBLIC	8	50	525.00	116	45	-61.21
TURKEY	6142	35184	472.84	38,627	21,853	-43.43
UNITED ARAB EMIRATES	59,201	9,706	-83.61	78,704	54,423	-30.85
BAHRAIN	78	307	293.59	468	921	96.79
CYPRUS	20,041	4,743	-76.33	4,822	14,746	205.81
EGYPT	273	0	-100.00	551	0	-100.00
MOROCCO	15,605	7,575	-51.46	14,043	7,575	-46.06
TUNISIA	26	0	-100.00	36	0	-100.00
REUNION	1,367	272	-80.10	375	185	-50.67
TOGO	0	17,500	-	0	10,675	-
GUINEA	0	227,500	-	0	138,775	-
DJIBOUTI	600	0	-100.00	600	0	-100.00
SWAZILAND	1	0	-100.00	37	0	-100.00
SOUTH AFRICA	12602	26,039	106.63	23,263	17,633	-24.20
MAURITIUS	865	653	-24.51	2,932	3,504	19.51
AUSTRALIA	61,741	95,071	53.98	241,567	208,762	-13.58
NEW ZEALAND	1,707	25856	1,414.70	6,518	15,512	137.99
GUAM	0	25	-	0	76	-
NEW CALEDONIA	95	0	-100.00	112	0	-100.00
WALLIS AND FUTUNA	0	143	-	0	159	-
COOK ISLANDS	2,064	0	-100.00	2,624	0	-100.00
FIJI	9,400	0	-100.00	33,432	0	-100.00
TONGA	1,162	0	-100.00	614	0	-100.00
EAST TIMOR	0	1,110	-	0	1,808	-
UNITED STATES	1,153,355	1,592,949	38.11	2,482,954	2,630,813	5.95
CANADA	144,590	50,893	-64.80	267,853	250,767	-6.38
MEXICO	2	0	-100.00	50	0	-100.00
SURINAME	81	119	46.91	2,006	2,773	38.24
CHILE	0	3,000	-	0	3,750	-
VENEZUELA	476	0	-100.00	207	0	-100.00

TABEL 5. PERKEMBANGAN EKSPOR INDONESIA MENURUT KOMODITI DAN NEGARA TUJUAN

JENIS BARANG	BERAT BERSIH (KG)		PERUB	NILAI FOB (US \$)		PERUB
	JAN-JUN 2005	JAN-JUN 2006	%	JAN-JUN 2005	JAN-JUN 2006	%
	(1)	(2)	(3)	(4)	(5)	(6)
ARGENTINA	209	186	-11.00	378	350	-7.41
BRAZIL	3,936	2,575	-34.58	2,046	2,325	13.64
COLOMBIA	262	4,000	1,426.72	624	20,000	3,105.13
URUGUAY	0	8	-	0	31	-
PERU	23	40	73.91	79	100	26.58
JAMAICA	0	5,945	-	0	2,260	-
DOMINICAN REPUBLIC	0	162	-	0	472	-
HAITI	17,836	0	-100.00	17,123	0	-100.00
FRENCH POLYNESIA	20	40	100.00	251	306	21.91
MARTINIQUE	0	1	-	0	3	-
NETHERLANDS ANTILLES	251	11772	4,590.04	3,080	5,186	68.38
UNITED KINGDOM	85305	101088	18.50	152,828	220,159	44.06
NETHERLANDS	342,065	436,989	27.75	907,721	1,454,135	60.20
FRANCE	94,845	203,105	114.14	89,475	656,452	633.67
GERMANY, FED. REP. OF	218,134	581,915	166.77	654,083	650,593	-0.53
AUSTRIA	90,473	936	-98.97	46,318	6,954	-84.99
BELGIUM	17,171	18,763	9.27	12,377	18,435	48.95
SWITZERLAND	3,944	4,494	13.95	4,688	11,478	144.84
DENMARK	191,978	224,422	16.90	953,114	1,121,554	17.67
NORWAY	3023	2,762	-8.63	7,514	5,359	-28.68
SWEDEN	3,479	5747	65.19	9,619	9,314	-3.17
FINLAND	1238	3,011	143.21	1,137	26,863	2,262.62
IRELAND	0	12,250	-	0	26,756	-
ITALY	160,970	159,751	-0.76	569,765	383,319	-32.72
SPAIN	48,180	43,644	-9.41	64,614	163,154	152.51
PORTUGAL	5,769	2,724	-52.78	5,886	5,555	-5.62
GREECE	34132	38,138	11.74	18,584	20,297	9.22
HUNGARY	4,615	4002	-13.28	7,461	33,668	351.25
POLAND	6,955	33214	377.56	9,893	52,129	426.93
ROMANIA	0	385	-	0	1,089	-
KAZAKHSTAN	79	0	-100.00	150	0	-100.00
UKRAINE	1,393	2,184	56.78	2,024	2,642	30.53
LITHUANIA	851	2,638	209.99	2,111	6,350	200.81
ESTONIA	116	207,994	179,205.17	144	123,024	85,333.33
GEORGIA	749	0	-100.00	110	0	-100.00
CROATIA	283	345	21.91	1,023	1,246	21.80
MALTA	55	97	76.36	242	332	37.19
SLOVENIA	40	0	-100.00	266	0	-100.00
CZECH REPUBLIC	5,212	3719	-28.65	22,532	10,582	-53.04
RUSSIA FEDERATION	26,975	21,259	-21.19	15,782	14,443	-8.48
-KAYU LAPIS	1,236,902,259	984283151	-20.42	769,955,785	626,108,969	-18.68
JAPAN	493865606	348,196,331	-29.50	320,425,834	260,126,702	-18.82
HONG KONG	18,419,354	10,007,958	-45.67	9,605,258	5,753,045	-40.11
KOREA, DEMOCRATIC	175677	0	-100.00	108,773	0	-100.00
KOREA, REPUBLIC OF	79788340	105,027,240	31.63	50,233,119	28,245,301	-43.77
TAIWAN	74203084	45,029,530	-39.32	35,051,034	22,202,854	-36.66
CHINA	120,763,498	94506603	-21.74	67,074,352	54,850,377	-18.22
THAILAND	10,665,740	1,501,268	-85.92	4,611,614	775,570	-83.18
SINGAPORE	13,045,535	10196125	-21.84	7,347,586	6,664,435	-9.30
PHILIPPINES	11949	16,603	38.95	8,790	9,280	5.57
MALAYSIA	1,608,212	515,233	-67.96	858,925	305,970	-64.38
VIET NAM	303,430	128,546	-57.64	288,160	83,555	-71.00
MALDIVES	82,090	0	-100.00	53,493	0	-100.00
INDIA	665313	2,134,864	220.88	347,703	1,281,818	268.65
PAKISTAN	89,186	48,996	-45.06	52,234	22,605	-56.72
BANGLADESH	187,500	0	-100.00	52,744	0	-100.00
SRI LANKA	106,084	14,000	-86.80	54,145	7,140	-86.81
IRAQ	0	46,368	-	0	27,606	-
IRAN (ISLAMIC REPUBLIC	975,754	797,006	-18.32	669,278	578,335	-13.59
SAUDI ARABIA	64,884,377	83,564,980	28.79	41,381,590	49,471,945	19.55
KUWAIT	19,925,210	10,142,019	-49.10	14,170,188	7,282,443	-48.61
JORDAN	24,665,803	14,551,097	-41.01	17,174,952	9,948,998	-42.07
LEBANON	1,135,165	2,134,232	88.01	656,530	1,388,381	111.47
YEMEN	8255235	2,860,092	-65.35	3,715,116	1,394,632	-62.46
OMAN	1,730,702	7,625,444	340.60	1,020,201	4,798,702	370.37
SYRIA ARAB REPUBLIC	2,095,062	185,311	-91.15	1,105,316	106,105	-90.40
TURKEY	1,604,925	3,646,785	127.22	851,267	2,048,992	140.70
UNITED ARAB EMIRATES	54654633	58,927,062	7.82	32,732,384	34,892,289	6.60

TABEL 5. PERKEMBANGAN EKSPOR INDONESIA MENURUT KOMODITI DAN NEGARA TUJUAN

JENIS BARANG	BERAT BERSIH (KG)		PERUB	NILAI FOB (US \$)		PERUB
	JAN-JUN 2005	JAN-JUN 2006	%	JAN-JUN 2005	JAN-JUN 2006	%
	(1)	(2)	(3)	(4)	(5)	(6)
QATAR	5641754	12,032,412	113.27	3,564,297	7,829,973	119.68
BAHRAIN	2,290,725	1,194,013	-47.88	1,414,845	699,861	-50.53
EGYPT	8,796,009	6,721,372	-23.59	4,401,399	3,703,103	-15.87
LIBYAN ARAB JAMAHIRIYA	1491957	390,677	-73.81	761,238	177,222	-76.72
MOROCCO	0	518174	-	0	332,865	-
ALGERIA	17,701,804	5,565,681	-68.56	9,417,061	3,255,841	-65.43
SUDAN	128956	0	-100.00	47,087	0	-100.00
TOGO	3,951	0	-100.00	109,000	0	-100.00
ANGOLA	0	27,916	-	0	13,168	-
CAMEROON	0	102210	-	0	71,640	-
GABON	32614	0	-100.00	32,205	0	-100.00
SEYCHELLES	16	0	-100.00	14	0	-100.00
SOUTH AFRICA	141597	45,096	-68.15	81,030	25,542	-68.48
MAURITIUS	102235	38,074	-62.76	64,619	26,353	-59.22
AUSTRALIA	10,417,567	10,643,967	2.17	8,963,866	9,485,044	5.81
NEW ZEALAND	359,201	114,362	-68.16	298,454	109,227	-63.40
UNITED STATES	98,138,961	86,377,115	-11.98	60,913,714	64,715,844	6.24
CANADA	2093199	2,412,013	15.23	1,421,321	1,843,536	29.71
MEXICO	3,158,188	4919855	55.78	2,237,633	3,238,058	44.71
GUATEMALA	0	19840	-	0	24,800	-
PANAMA	51668	0	-100.00	34,707	0	-100.00
CURACAO	0	64,320	-	0	35,449	-
BRAZIL	53,460	162,608	204.17	36,887	105,383	185.69
TRINIDAD AND TOBAGO	52,022	76,211	46.50	34,603	56,089	62.09
JAMAICA	295,422	225,717	-23.60	224,134	178,864	-20.20
PUERTO RICO	219,926	145,970	-33.63	226,234	144,136	-36.29
BELIZE	0	12,400	-	0	12,400	-
EL SALVADOR	43567	0	-100.00	43,242	0	-100.00
COSTA RICA	54,600	0	-100.00	20,292	0	-100.00
ANTIGUA AND BARBUDA	0	12,400	-	0	13,392	-
UNITED KINGDOM	24,054,242	9308062	-61.30	15,565,338	6,227,622	-59.99
NETHERLANDS	16133694	13,351,281	-17.25	13,193,134	10,068,059	-23.69
FRANCE	3,880,213	740566	-80.91	2,697,755	518,686	-80.77
GERMANY, FED. REP. OF	13686063	9,030,120	-34.02	10,943,758	7,783,450	-28.88
BELGIUM	27,488,422	14,043,086	-48.91	18,871,698	10,155,666	-46.19
DENMARK	1,044,815	19,725	-98.11	943,426	18,442	-98.05
NORWAY	274,425	433,050	57.80	234,118	337,002	43.95
SWEDEN	400233	256693	-35.86	210,819	179,112	-15.04
FINLAND	90,000	0	-100.00	47,938	0	-100.00
IRELAND	8,250	0	-100.00	12,045	0	-100.00
ITALY	3,963,981	3,296,384	-16.84	2,660,531	2,308,651	-13.23
SPAIN	135,000	0	-100.00	108,539	0	-100.00
PORTUGAL	0	34881	-	0	47,354	-
GREECE	292265	11,145	-96.19	228,303	7,574	-96.68
ANDORRA	0	35,162	-	0	23,106	-
UKRAINE	0	16,200	-	0	11,893	-
LATVIA	19,359	12,402	-35.94	28,202	14,898	-47.17
BOSNIA AND HERZEGOVINA	37812	0	-100.00	37,450	0	-100.00
MALTA	146,692	23,268	-84.14	128,982	18,430	-85.71
SLOVENIA	69,930	0	-100.00	45,281	0	-100.00
RUSSIA FEDERATION	0	45,030	-	0	24,154	-
-KAYU GERGAJIAN	190304377	216880490	13.97	141,352,444	173,283,372	22.59
JAPAN	44,408,350	45,422,354	2.28	47,807,309	46,900,185	-1.90
HONG KONG	1,750,731	809,657	-53.75	984,326	467,465	-52.51
KOREA, DEMOCRATIC	0	21,512	-	0	19,048	-
KOREA, REPUBLIC OF	16,407,871	20,794,843	26.74	11,564,816	15,693,095	35.70
TAIWAN	42,649,672	47268177	10.83	17,120,080	23,667,502	38.24
CHINA	27554441	29,879,320	8.44	9,689,078	12,763,388	31.73
MACAU	0	7,234	-	0	9,159	-
THAILAND	228,583	237287	3.81	267,896	262,974	-1.84
SINGAPORE	2079948	3330113	60.11	1,450,001	2,182,845	50.54
PHILIPPINES	5,250	23,824	353.79	9,996	23,307	133.16
MALAYSIA	6,549,862	7,547,546	15.23	3,147,379	4,076,194	29.51
VIET NAM	2,172,647	3,247,066	49.45	760,206	1,227,932	61.53
INDIA	0	73,800	-	0	52,610	-
SAUDI ARABIA	430910	458666	6.44	299,200	367,276	22.75
KUWAIT	328,020	1,420,568	333.07	175,018	1,122,502	541.36
JORDAN	621,003	3534928	469.23	355,178	3,084,805	768.52

TABEL 5. PERKEMBANGAN EKSPOR INDONESIA MENURUT KOMODITI DAN NEGARA TUJUAN

JENIS BARANG	BERAT BERSIH (KG)		PERUB	NILAI FOB (US \$)		PERUB
	JAN-JUN 2005	JAN-JUN 2006	%	JAN-JUN 2005	JAN-JUN 2006	%
	(1)	(2)	(3)	(4)	(5)	(6)
LEBANON	0	1,100,017	-	0	765,310	-
TURKEY	0	9,047	-	0	21,243	-
UNITED ARAB EMIRATES	25,376	96,514	280.34	21,100	134,191	535.98
QATAR	17,010	61,776	263.17	21,735	50,332	131.57
BAHRAIN	0	222,045	-	0	152,358	-
CYPRUS	10,500	0	-100.00	13,246	0	-100.00
EGYPT	93,355	2,382,348	2,451.92	91,449	1,407,772	1,439.41
LIBYAN ARAB JAMAHIRIYA	0	36,346	-	0	41,758	-
REUNION	11,036	0	-100.00	8,641	0	-100.00
SOUTH AFRICA	250,767	1,262,651	403.52	222,385	1,423,716	540.20
COMOROS	71,738	0	-100.00	25,679	0	-100.00
MAURITIUS	0	733	-	0	327	-
AUSTRALIA	265,025	2,390,986	802.17	308,941	2,449,003	692.71
NEW ZEALAND	0	184,424	-	0	112,673	-
TOKELAU	0	12,269	-	0	8,256	-
UNITED STATES	852,909	3,082,750	261.44	976,425	2,987,774	205.99
CANADA	147,338	304,731	106.82	152,742	304,610	99.43
GUATEMALA	261,765	196,831	-24.81	129,125	90,048	-30.26
VENEZUELA	0	34,189	-	0	26,342	-
COSTA RICA	47708	0	-100.00	72,743	0	-100.00
FRENCH POLYNESIA	11392	26237	130.31	5,699	15,617	174.03
NETHERLANDS ANTILLES	0	48,964	-	0	89,490	-
GUADELOUPE	0	9,273	-	0	15,078	-
UNITED KINGDOM	140,726	412,597	193.19	190,090	732,055	285.11
NETHERLANDS	9,070,308	11670812	28.67	10,004,847	14,789,457	47.82
FRANCE	414,184	1,086,100	162.23	587,182	1,370,045	133.33
GERMANY, FED. REP. OF	20,094,260	17,057,727	-15.11	20,606,087	21,578,211	4.72
BELGIUM	2,272,326	2,507,867	10.37	2,406,744	2,800,106	16.34
SWITZERLAND	0	11913	-	0	8,934	-
LUXEMBOURG	21104	0	-100.00	32,816	0	-100.00
DENMARK	285817	290567	1.66	306,444	366,688	19.66
NORWAY	1,809	0	-100.00	16,950	0	-100.00
SWEDEN	90	80100	88,900.00	6	75,882	1,264,600.00
FINLAND	12,141	0	-100.00	11,575	0	-100.00
IRELAND	0	32,991	-	0	74,225	-
ITALY	8,434,467	5,875,298	-30.34	8,649,162	6,247,664	-27.77
SPAIN	36,599	220,983	503.80	53,768	313,178	482.46
PORTUGAL	0	13267	-	0	19,681	-
GREECE	393,065	158925	-59.57	461,859	212,422	-54.01
HUNGARY	5	0	-100.00	26	0	-100.00
POLAND	1,591,686	1,800,518	13.12	2,044,674	2,584,866	26.42
BULGARIA	63,000	0	-100.00	74,886	0	-100.00
UKRAINE	72,236	15,742	-78.21	33,342	8,631	-74.11
SLOVENIA	113,936	83,457	-26.75	155,363	74,378	-52.13
CZECH REPUBLIC	33,411	0	-100.00	36,230	0	-100.00
RUSSIA FEDERATION	0	22,600	-	0	10,764	-
-KAYU OLAHAN LAIN	1,138,358,391	966,725,275	-15.08	717,220,183	695,139,714	-3.08
JAPAN	214,795,730	194219204	-9.58	113,448,915	80,297,291	-29.22
HONG KONG	27,556,305	17,463,835	-36.62	15,319,662	9,839,713	-35.77
KOREA, DEMOCRATIC	0	45	-	0	195	-
KOREA, REPUBLIC OF	69,872,608	48,839,592	-30.10	29,878,564	33,870,516	13.36
TAIWAN	85,859,200	48,133,001	-43.94	22,593,906	17,236,102	-23.71
CHINA	282,754,805	225,704,899	-20.18	81,175,792	66,478,900	-18.11
MACAU	0	504	-	0	2,246	-
THAILAND	2,056,977	1184978	-42.39	868,296	842,066	-3.02
SINGAPORE	22,122,008	18,031,537	-18.49	13,653,913	12,414,176	-9.08
PHILIPPINES	5,644,998	8,433,433	49.40	1,175,063	2,102,135	78.90
MALAYSIA	20,375,880	19618237	-3.72	8,496,641	8,211,902	-3.35
MYANMAR (FORM. BURMA)	1,409	0	-100.00	4,986	0	-100.00
CAMBODIA	0	7,550	-	0	21,214	-
BRUNEI DARUSSALAM	118193	111528	-5.64	89,624	95,730	6.81
LAO PEOPLE'S	61,978	0	-100.00	32,253	0	-100.00
NEPAL	0	86	-	0	1,065	-
VIET NAM	13,091,474	17,473,301	33.47	4,717,919	5,251,992	11.32
MALDIVES	172,148	284,541	65.29	378,062	655,964	73.51
INDIA	596,004	7455263	1,150.87	682,154	4,588,250	572.61
PAKISTAN	903,542	1036714	14.74	733,312	811,062	10.60
BANGLADESH	200	45,050	22,425.00	867	8,299	857.21

TABEL 5. PERKEMBANGAN EKSPOR INDONESIA MENURUT KOMODITI DAN NEGARA TUJUAN

JENIS BARANG	BERAT BERSIH (KG)		PERUB	NILAI FOB (US \$)		PERUB
	JAN-JUN 2005	JAN-JUN 2006	%	JAN-JUN 2005	JAN-JUN 2006	%
	(1)	(2)	(3)	(4)	(5)	(6)
SRI LANKA	169,626	256,929	51.47	160,348	318,255	98.48
IRAQ	52778	0	-100.00	90,907	0	-100.00
IRAN (ISLAMIC REPUBLIC)	270,739	184607	-31.81	246,037	106,012	-56.91
SAUDI ARABIA	28487286	16,947,638	-40.51	8,022,829	4,242,946	-47.11
KUWAIT	1,898,335	1,793,293	-5.53	754,954	539,491	-28.54
JORDAN	2,739,937	695,446	-74.62	1,046,287	285,056	-72.76
LEBANON	23,830	85,314	258.01	24,538	185,502	655.98
YEMEN	3,985,439	1,693,686	-57.50	1,079,765	427,625	-60.40
OMAN	28,369	38,091	34.27	21,730	53,422	145.84
SYRIA ARAB REPUBLIC	2298919	5562851	141.98	347,805	747,766	115.00
TURKEY	4,499,654	2,358,236	-47.59	4,400,640	2,814,926	-36.03
UNITED ARAB EMIRATES	2,870,435	7609324	165.09	2,145,916	3,296,166	53.60
QATAR	1,297,883	1041428	-19.76	387,007	432,652	11.79
BAHRAIN	2606138	163947	-93.71	381,497	101,680	-73.35
CYPRUS	141082	142128	0.74	223,009	258,329	15.84
EGYPT	12,634,373	5,631,608	-55.43	2,126,808	942,598	-55.68
LIBYAN ARAB JAMAHIRIYA	135	46,969	34,691.85	173	42,220	24,304.62
MOROCCO	7,485	29,399	292.77	2,493	58,197	2,234.42
TUNISIA	83990	28,620	-65.92	94,191	64,431	-31.60
ALGERIA	743,321	650,725	-12.46	441,262	199,213	-54.85
SUDAN	13,627	21,515	57.89	12,146	40,020	229.49
NAMIBIA	930	4,149	346.13	2,224	10,021	350.58
ETHIOPIA	303	0	-100.00	265	0	-100.00
TANZANIA, UNITED	5,403	2,106	-61.02	2,880	6,926	140.49
MADAGASCAR	877	17,636	1,910.95	1,962	25,196	1,184.20
SOMALIA	29,705	16157	-45.61	59,360	50,505	-14.92
KENYA	3,794	623	-83.58	14,170	833	-94.12
REUNION	450,916	152,180	-66.25	520,955	195,961	-62.38
MOZAMBIQUE	33,427	11568	-65.39	37,009	5,087	-86.25
TOGO	8000	8400	5.00	2,250	14,280	534.67
GUINEA	1525	0	-100.00	1,321	0	-100.00
ANGOLA	686	0	-100.00	903	0	-100.00
CONGO	203	26	-87.19	104	472	353.85
NIGERIA	1,998	7120	256.36	600	12,936	2,056.00
GABON	3,241	985	-69.61	4,045	2,358	-41.71
COTE D'IVOIRE	4,800	686	-85.71	4,067	631	-84.48
SENEGAL	0	1,506	-	0	3,266	-
U.S. VIRGIN ISLANDS	11,345	2,244	-80.22	36,846	4,927	-86.63
SEYCHELLES	6,026	94,508	1,468.34	25,830	167,429	548.20
UGANDA	1	0	-100.00	1	0	-100.00
CENTRAL AFRICAN	96999	0	-100.00	44,697	0	-100.00
NIGER	17,475	0	-100.00	23,008	0	-100.00
SOUTH AFRICA	9,088,294	7,532,064	-17.12	8,079,413	7,144,851	-11.57
MAURITIUS	153,821	145,744	-5.25	148,919	160,709	7.92
VIRGIN ISLANDS (BRITISH)	29,494	18,107	-38.61	40,591	11,030	-72.83
AUSTRALIA	48,801,639	45,269,154	-7.24	45,930,424	47,987,074	4.48
NEW ZEALAND	5,823,405	5,843,296	0.34	4,945,401	5,163,394	4.41
MICRONESIA, FEDERATED	9,185	3,074	-66.53	15,222	6,916	-54.57
GUAM	26,573	73,349	176.03	65,763	199,911	203.99
PALAU	8,406	68	-99.19	8,867	494	-94.43
NEW CALEDONIA	176,566	378,365	114.29	253,152	537,164	112.19
NORTHERN MARIANA	20,394	13,769	-32.49	36,605	22,109	-39.60
SAINT VINCENT AND THE	17,804	14,199	-20.25	15,412	6,502	-57.81
VANUATU	3,679	32,677	788.20	5,039	23,522	366.80
WALLIS AND FUTUNA	1,248	22,594	1,710.42	1,801	27,600	1,432.48
BRITISH INDIAN OCEAN	1,158	0	-100.00	12,720	0	-100.00
AMERICAN SAMOA	48,629	280	-99.42	50,425	222	-99.56
COOK ISLANDS	15767	2,056	-86.96	31,946	10,439	-67.32
FIJI	58,120	79,391	36.60	146,258	123,640	-15.46
SAMOA	1,406	0	-100.00	989	0	-100.00
TONGA	2,535	294	-88.40	3,894	3,000	-22.96
CHRISTMAS ISLANDS	500	2,060	312.00	1,750	5,669	223.94
UNITED STATES MINOR	22	0	-100.00	45	0	-100.00
EAST TIMOR	84,041	26,158	-68.87	47,345	46,435	-1.92
UNITED STATES	60,150,921	61763299	2.68	106,893,329	126,625,289	18.46
CANADA	4,720,129	4573254	-3.11	6,828,992	7,902,696	15.72
MEXICO	463,322	741,806	60.11	811,014	1,802,123	122.21
GUATEMALA	8,143	0	-100.00	15,164	0	-100.00

TABEL 5. PERKEMBANGAN EKSPOR INDONESIA MENURUT KOMODITI DAN NEGARA TUJUAN

JENIS BARANG	BERAT BERSIH (KG)		PERUB	NILAI FOB (US \$)		PERUB
	JAN-JUN 2005	JAN-JUN 2006	%	JAN-JUN 2005	JAN-JUN 2006	%
	(1)	(2)	(3)	(4)	(5)	(6)
HONDURAS	9770	6196	-36.58	9,145	2,350	-74.30
NICARAGUA	0	2,633	-	0	1,520	-
PANAMA	40,182	60,543	50.67	88,709	56,500	-36.31
CUBA	2,213	4,909	121.83	1,488	2,319	55.85
CURACAO	327,855	0	-100.00	54,022	0	-100.00
SURINAME	10	1,159	11,490.00	329	5,468	1,562.01
CHILE	192,028	220,459	14.81	307,743	396,377	28.80
VENEZUELA	103,774	70,269	-32.29	274,968	123,275	-55.17
ARGENTINA	31,716	76,365	140.78	55,183	115,101	108.58
BRAZIL	283,263	209,652	-25.99	364,944	318,028	-12.86
COLOMBIA	52,345	116,103	121.80	67,939	224,241	230.06
BOLIVIA	0	124	-	0	282	-
URUGUAY	18,728	6,729	-64.07	56,281	16,827	-70.10
ECUADOR	4,078	904	-77.83	4,033	1,883	-53.31
PERU	2,698	5,222	93.55	5,208	10,770	106.80
GUYANA	217	0	-100.00	70	0	-100.00
TRINIDAD AND TOBAGO	46	805	1,650.00	59	1,275	2,061.02
BAHAMAS	33,064	10,442	-68.42	30,412	8,343	-72.57
JAMAICA	41,233	99,818	142.08	98,362	198,077	101.38
PUERTO RICO	59,011	112,343	90.38	134,721	222,353	65.05
BELIZE	0	4,364	-	0	18,364	-
DOMINICAN REPUBLIC	122,799	86,872	-29.26	199,178	86,639	-56.50
EL SALVADOR	2165	7,005	223.56	1,845	14,478	684.72
COSTA RICA	49,722	91,463	83.95	71,512	80,768	12.94
HAITI	0	839	-	0	570	-
BARBADOS	14021	10936	-22.00	12,266	9,746	-20.54
ANTIGUA AND BARBUDA	4,633	48,813	953.59	9,834	167,383	1,602.08
ANGUILLA	7,866	0	-100.00	23,099	0	-100.00
ARUBA	11962	12949	8.25	17,035	20,245	18.84
BERMUDA	5751	4,671	-18.78	35,215	31,141	-11.57
CAYMAN ISLANDS	7,479	42	-99.44	9,630	235	-97.56
DOMINICA	997	0	-100.00	2,571	0	-100.00
FALKLAND ISLANDS	0	14508	-	0	16,646	-
FRENCH GUIANA	5,132	21,533	319.58	8,664	41,430	378.19
FRENCH POLYNESIA	390911	316269	-19.09	391,825	360,113	-8.09
GRENADA	22670	0	-100.00	20,941	0	-100.00
MARTINIQUE	21,617	16,675	-22.86	23,196	50,693	118.54
NETHERLANDS ANTILLES	44,669	84,536	89.25	51,837	124,419	140.02
NORFOLK ISLANDS	0	3,049	-	0	4,229	-
SAINT LUCIA	41,653	1,825	-95.62	101,360	2,595	-97.44
TURKS AND CAICOS	362,365	364,913	0.70	366,446	331,006	-9.67
GUADELOUPE	60,899	56,322	-7.52	105,070	95,207	-9.39
SAINT KITTS AND NEVIS	12	1,882	15,583.33	118	2,677	2,168.64
UNITED KINGDOM	25,582,239	21,390,506	-16.39	36,458,397	34,264,405	-6.02
NETHERLANDS	50,648,284	51,594,843	1.87	49,081,690	56,252,504	14.61
FRANCE	15,188,168	14,603,065	-3.85	18,173,278	19,642,973	8.09
GERMANY, FED. REP. OF	29,212,386	32,450,309	11.08	30,584,746	38,073,189	24.48
AUSTRIA	71,908	178,994	148.92	144,120	532,057	269.18
BELGIUM	29,161,572	23,538,717	-19.28	23,497,320	22,157,581	-5.70
SWITZERLAND	506,609	344,672	-31.96	462,795	454,793	-1.73
LUXEMBOURG	0	20	-	0	257	-
DENMARK	5,389,444	5,451,792	1.16	6,982,839	8,068,468	15.55
NORWAY	4,171,110	3,513,700	-15.76	6,702,222	6,821,639	1.78
SWEDEN	1,410,751	1,408,282	-0.18	2,689,416	2,383,301	-11.38
FINLAND	1,732,205	1,450,241	-16.28	2,815,198	2,058,876	-26.87
IRELAND	2,468,213	1,827,310	-25.97	3,577,157	3,704,336	3.56
ITALY	13,265,400	10,913,174	-17.73	21,084,479	18,368,370	-12.88
SPAIN	4,775,793	5,204,654	8.98	7,832,131	9,053,899	15.60
PORTUGAL	2,317,857	1,573,820	-32.10	3,971,258	2,848,317	-28.28
ICELAND	23,512	24,452	4.00	26,205	28,981	10.59
MONTserrat	0	7425	-	0	28,463	-
GREECE	1745697	1248108	-28.50	2,138,408	1,860,337	-13.00
HUNGARY	100,475	153,624	52.90	167,700	193,690	15.50
POLAND	3,884,716	4,567,141	17.57	3,446,301	4,852,970	40.82
ROMANIA	31099	41,027	31.92	33,160	45,054	35.87
BULGARIA	95444	148579	55.67	189,042	206,638	9.31
YUGOSLAVIA	61,766	39863	-35.46	71,423	62,922	-11.90
ALBANIA	18,510	224	-98.79	35,711	1,260	-96.47

TABEL 5. PERKEMBANGAN EKSPOR INDONESIA MENURUT KOMODITI DAN NEGARA TUJUAN

JENIS BARANG	BERAT BERSIH (KG)		PERUB	NILAI FOB (US \$)		PERUB
	JAN-JUN 2005	JAN-JUN 2006	%	JAN-JUN 2005	JAN-JUN 2006	%
	(1)	(2)	(3)	(4)	(5)	(6)
AZERBAIJAN	75,060	0	-100.00	63,654	0	-100.00
KAZAKHSTAN	51826	106,851	106.17	59,993	120,444	100.76
UKRAINE	260,231	289,891	11.40	281,288	316,773	12.62
UZBEKISTAN	1	0	-100.00	5	0	-100.00
LITHUANIA	389,466	616,808	58.37	411,622	714,511	73.58
LATVIA	159957	261,772	63.65	165,086	312,546	89.32
ESTONIA	10,960	32826	199.51	16,931	49,690	193.49
GEORGIA	24,900	735	-97.05	52,867	3,470	-93.44
CROATIA	209,042	446557	113.62	311,085	566,444	82.09
BOSNIA AND HERZEGOVINA	35925	0	-100.00	19,121	0	-100.00
MALTA	55564	26,850	-51.68	84,670	40,344	-52.35
SLOVAKIA	17620	38,656	119.39	31,192	45,929	47.25
SLOVENIA	162,285	177,589	9.43	194,857	273,629	40.43
CZECH REPUBLIC	306,489	190,229	-37.93	498,341	282,283	-43.36
RUSSIA FEDERATION	1,126,658	827,824	-26.52	1,425,969	1,087,856	-23.71
-TIMAH	63,420,262	65,292,940	2.95	439,742,148	469,906,353	6.86
JAPAN	444882	6375301	1,333.03	3,337,536	42,926,404	1,186.17
HONG KONG	657,090	1,662,116	152.95	4,319,083	12,146,206	181.22
KOREA, REPUBLIC OF	631124	314066	-50.24	986,602	2,265,854	129.66
TAIWAN	201,943	2,592,909	1,183.98	1,538,763	13,252,021	761.21
CHINA	2,594,949	594346	-77.10	17,400,489	3,939,199	-77.36
THAILAND	5906940	8664051	46.68	36,886,766	59,705,856	61.86
SINGAPORE	46195392	40688733	-11.92	339,708,395	307,117,183	-9.59
PHILIPPINES	55270	26099	-52.78	380,093	169,910	-55.30
MALAYSIA	3,511,767	2,759,945	-21.41	21,800,685	18,193,813	-16.54
VIET NAM	385	379,232	98,401.82	1,000	2,649,306	264,830.60
INDIA	40000	188575	371.44	330,306	1,064,450	222.26
PAKISTAN	1,332,065	7,717	-99.42	151,428	57,600	-61.96
UNITED ARAB EMIRATES	999	619	-38.04	3,550	4,550	28.17
AUSTRALIA	39,207	75,711	93.11	113,737	339,058	198.11
UNITED STATES	344455	617489	79.27	2,470,470	4,220,826	70.85
CANADA	298	0	-100.00	2,112	0	-100.00
EL SALVADOR	0	100,000	-	0	650,000	-
UNITED KINGDOM	42000	0	-100.00	294,000	0	-100.00
NETHERLANDS	1172220	50,681	-95.68	8,760,504	299,526	-96.58
FRANCE	126	0	-100.00	4,264	0	-100.00
GERMANY, FED. REP. OF	81,371	90,067	10.69	91,207	184,097	101.85
BELGIUM	87779	0	-100.00	713,158	0	-100.00
SWITZERLAND	0	80000	-	0	520,000	-
ITALY	0	25283	-	0	200,494	-
TURKMENISTAN	80,000	0	-100.00	448,000	0	-100.00
-ALUMINIUM	135,932,777	157,048,556	15.53	302,636,827	421,554,698	39.29
JAPAN	76,627,218	90,698,146	18.36	145,357,262	220,053,937	51.39
HONG KONG	1,271,437	1,618,230	27.28	2,630,286	4,482,701	70.43
KOREA, REPUBLIC OF	4776479	3220094	-32.58	8,036,412	6,392,414	-20.46
TAIWAN	1,481,688	3,335,726	125.13	3,824,984	9,231,744	141.35
CHINA	1,291,986	1,736,138	34.38	2,528,622	4,084,894	61.55
PAPUA NEW GUINEA	219860	280,337	27.51	852,447	885,980	3.93
THAILAND	2,644,104	4,218,216	59.53	8,812,563	14,693,154	66.73
SINGAPORE	4,467,564	6,728,717	50.61	14,118,354	19,722,142	39.69
PHILIPPINES	5,713,139	4,580,571	-19.82	15,960,456	14,359,528	-10.03
MALAYSIA	10,417,644	9402745	-9.74	24,730,519	26,048,788	5.33
MYANMAR (FORM. BURMA)	86,470	7,218	-91.65	318,821	33,645	-89.45
BRUNEI DARUSSALAM	57,134	60273	5.49	221,348	171,473	-22.53
NEPAL	837130	0	-100.00	1,663,195	0	-100.00
VIET NAM	357,967	804521	124.75	1,045,922	3,645,340	248.53
MALDIVES	18361	5523	-69.92	40,064	26,407	-34.09
INDIA	451,509	596,817	32.18	1,476,063	2,234,417	51.38
PAKISTAN	93000	48,397	-47.96	249,369	168,694	-32.35
BANGLADESH	388326	107,704	-72.26	1,030,014	415,989	-59.61
SRI LANKA	35105	165,184	370.54	131,244	496,241	278.11
IRAN (ISLAMIC REPUBLIC)	136606	18,582	-86.40	337,365	57,103	-83.07
SAUDI ARABIA	38,097	256,749	573.93	79,837	782,732	880.41
KUWAIT	3,566	2,613	-26.72	13,889	8,438	-39.25
LEBANON	13,429	0	-100.00	18,522	0	-100.00
YEMEN	482,400	0	-100.00	1,093,271	0	-100.00
OMAN	60	0	-100.00	136	0	-100.00
TURKEY	18,873	16339	-13.43	68,129	69,750	2.38

TABEL 5. PERKEMBANGAN EKSPOR INDONESIA MENURUT KOMODITI DAN NEGARA TUJUAN

JENIS BARANG	BERAT BERSIH (KG)		PERUB	NILAI FOB (US \$)		PERUB
	JAN-JUN 2005	JAN-JUN 2006	%	JAN-JUN 2005	JAN-JUN 2006	%
	(1)	(2)	(3)	(4)	(5)	(6)
UNITED ARAB EMIRATES	233,808	149,910	-35.88	818,444	643,873	-21.33
QATAR	0	55561	-	0	192,733	-
CYPRUS	161	674	318.63	221	1,442	552.49
EGYPT	190	0	-100.00	124	0	-100.00
LIBYAN ARAB JAMAHIRIYA	6,553	0	-100.00	37,500	0	-100.00
MOROCCO	60827	44,880	-26.22	258,456	166,849	-35.44
TUNISIA	8926	8926	0.00	32,352	32,352	0.00
SUDAN	0	974523	-	0	3,194,809	-
ETHIOPIA	409,048	5,578,398	1,263.75	985,432	15,519,894	1,474.93
MADAGASCAR	13	7084	54,392.31	42	17,564	41,719.05
REUNION	24500	10340	-57.80	88,788	28,390	-68.02
TOGO	0	24,888	-	0	71,014	-
GHANA	1,488	496	-66.67	1,811	4,060	124.19
GUINEA	11,999	0	-100.00	27,480	0	-100.00
NIGERIA	5,850	1173	-79.95	8,775	4,975	-43.30
COTE D'IVOIRE	0	42,029	-	0	210,267	-
SENEGAL	23	27,809	120,808.70	40	86,668	216,570.00
MALI	23,171	0	-100.00	69,159	0	-100.00
SEYCHELLES	0	16923	-	0	72,464	-
SOUTH AFRICA	62,908	87,382	38.90	256,456	322,721	25.84
MAURITIUS	291,921	378,929	29.81	941,877	1,076,216	14.26
AUSTRALIA	2,250,097	2,175,129	-3.33	6,246,206	5,703,337	-8.69
NEW ZEALAND	305,727	294,240	-3.76	821,175	981,794	19.56
PALAU	0	1	-	0	12	-
NEW CALEDONIA	6,464	175,522	2,615.38	14,644	458,500	3,030.98
VANUATU	940	0	-100.00	696	0	-100.00
FIJI	70,808	65,383	-7.66	135,611	178,299	31.48
MARSHALL ISLANDS	3,835	0	-100.00	91,590	0	-100.00
SOLOMON ISLANDS	219	275	25.57	395	342	-13.42
CHRISTMAS ISLANDS	400	0	-100.00	871	0	-100.00
EAST TIMOR	2,012	793	-60.59	1,046	1,117	6.79
UNITED STATES	18,245,858	15,720,617	-13.84	49,867,535	52,604,982	5.49
CANADA	965,073	1,171,558	21.40	2,984,984	3,752,540	25.71
MEXICO	853	3	-99.65	5,561	66	-98.81
CHILE	18,000	26,586	47.70	101,208	157,953	56.07
BRAZIL	15,821	2,200	-86.09	34,833	10,900	-68.71
COLOMBIA	20,838	17665	-15.23	54,870	55,115	0.45
PERU	0	940	-	0	7,748	-
BAHAMAS	2,600	0	-100.00	11,908	0	-100.00
PUERTO RICO	0	68,917	-	0	205,645	-
DOMINICAN REPUBLIC	0	1,309	-	0	10,720	-
EL SALVADOR	0	12,889	-	0	40,168	-
COSTA RICA	87	9	-89.66	89	2	-97.75
HAITI	9,037	5,258	-41.82	20,140	23,067	14.53
ANTIGUA AND BARBUDA	0	8	-	0	159	-
FRENCH POLYNESIA	1,291	93	-92.80	826	115	-86.08
GUADELOUPE	1	34	3,300.00	1	60	5,900.00
UNITED KINGDOM	317,422	548,681	72.86	1,603,954	2,605,691	62.45
NETHERLANDS	99,077	91,829	-7.32	337,813	522,509	54.67
FRANCE	80513	171326	112.79	459,179	981,130	113.67
GERMANY, FED. REP. OF	60,943	33,062	-45.75	321,558	136,928	-57.42
AUSTRIA	19	0	-100.00	49	0	-100.00
BELGIUM	69,566	277087	298.31	243,012	856,786	252.57
SWITZERLAND	44279	9201	-79.22	83,424	16,623	-80.07
DENMARK	0	5158	-	0	53,577	-
SWEDEN	13357	2,200	-83.53	52,254	6,250	-88.04
FINLAND	0	1,145	-	0	17,226	-
ITALY	187,447	78,111	-58.33	659,979	460,130	-30.28
SPAIN	37,041	36169	-2.35	121,822	149,079	22.37
PORTUGAL	2,536	0	-100.00	5,904	0	-100.00
GREECE	14,057	3,239	-76.96	79,773	9,158	-88.52
HUNGARY	8235	626	-92.40	64,303	25,375	-60.54
ROMANIA	164	0	-100.00	492	0	-100.00
BULGARIA	0	1,562	-	0	8,261	-
UKRAINE	1,048	0	-100.00	16,586	0	-100.00
LITHUANIA	96	0	-100.00	518	0	-100.00
CROATIA	6478	8482	30.94	25,967	32,235	24.14
MALTA	0	2,332	-	0	13,014	-

TABEL 5. PERKEMBANGAN EKSPOR INDONESIA MENURUT KOMODITI DAN NEGARA TUJUAN

JENIS BARANG	BERAT BERSIH (KG)		PERUB	NILAI FOB (US \$)		PERUB
	JAN-JUN 2005	JAN-JUN 2006	%	JAN-JUN 2005	JAN-JUN 2006	%
(1)	(2)	(3)	(4)	(5)	(6)	(7)
SLOVENIA	0	10,499	-	0	37,032	-
CZECH REPUBLIC	0	9,609	-	0	43,904	-
RUSSIA FEDERATION	0	700044	-	0	1,675,347	-
-NIKEL	53,526,360	43,589,740	-18.56	503,112,028	441,493,701	-12.25
JAPAN	53071070	43460711	-18.11	502,125,399	440,746,705	-12.22
HONG KONG	9,492	0	-100.00	9,444	0	-100.00
KOREA, REPUBLIC OF	0	60	-	0	200	-
TAIWAN	15,440	0	-100.00	30,880	0	-100.00
CHINA	48749	39770	-18.42	114,088	152,869	33.99
THAILAND	3,075	0	-100.00	14,256	0	-100.00
SINGAPORE	172134	62669	-63.59	582,539	303,540	-47.89
MALAYSIA	0	357	-	0	6,628	-
INDIA	21,380	0	-100.00	42,760	0	-100.00
PAKISTAN	0	582	-	0	35,085	-
SAUDI ARABIA	0	75	-	0	20	-
AUSTRALIA	135158	132	-99.90	109,265	330	-99.70
UNITED STATES	0	17,958	-	0	99,650	-
FRENCH POLYNESIA	68	0	-100.00	68	0	-100.00
UNITED KINGDOM	5048	0	-100.00	23,254	0	-100.00
NETHERLANDS	37814	7,418	-80.38	38,330	144,475	276.92
GERMANY, FED. REP. OF	0	8	-	0	4,199	-
BELGIUM	6751	0	-100.00	21,477	0	-100.00
SWITZERLAND	181	0	-100.00	268	0	-100.00
-BESI/BAJA	713555820	1,113,901,924	56.11	679,560,486	911,204,687	34.09
JAPAN	49512852	32047584	-35.27	63,811,461	53,014,302	-16.92
HONG KONG	7,325,320	4577164	-37.52	8,337,301	7,246,326	-13.09
KOREA, DEMOCRATIC	3,308	0	-100.00	25,700	0	-100.00
KOREA, REPUBLIC OF	27,688,277	28,899,156	4.37	33,721,891	56,381,695	67.20
TAIWAN	25,941,845	39,294,480	51.47	19,123,289	40,543,947	112.01
CHINA	39,145,379	76,513,122	95.46	39,032,032	46,422,683	18.93
MACAU	318	0	-100.00	4,011	0	-100.00
PAPUA NEW GUINEA	4,323,898	2,305,458	-46.68	5,786,104	3,147,589	-45.60
THAILAND	23149085	28408117	22.72	26,406,495	30,631,340	16.00
SINGAPORE	112,622,675	219,575,617	94.97	122,113,008	193,532,583	58.49
PHILIPPINES	8,051,082	54,741,430	579.93	10,408,740	18,642,814	79.11
MALAYSIA	77,784,794	80,213,574	3.12	52,332,660	45,664,718	-12.74
MYANMAR (FORM. BURMA)	821019	458,632	-44.14	1,215,765	1,984,186	63.20
CAMBODIA	0	379	-	0	10,937	-
BRUNEI DARUSSALAM	238,929	574,407	140.41	352,838	1,190,421	237.38
VIET NAM	23,239,689	38690474	66.48	18,052,974	31,617,420	75.14
MALDIVES	155816	93131	-40.23	309,341	225,021	-27.26
INDIA	23,566,905	87311381	270.48	17,371,215	37,863,277	117.97
PAKISTAN	5,634,015	12,803,893	127.26	3,442,091	7,944,192	130.80
BANGLADESH	1,848,307	2686933	45.37	957,459	2,191,452	128.88
SRI LANKA	10248569	10,936,667	6.71	5,887,306	5,300,939	-9.96
IRAN (ISLAMIC REPUBLIC	17008451	28258437	66.14	12,047,581	19,976,645	65.81
SAUDI ARABIA	27424140	13396774	-51.15	11,028,193	8,864,334	-19.62
KUWAIT	5465954	5205362	-4.77	2,805,432	4,412,914	57.30
JORDAN	2,866	600	-79.06	10,815	763	-92.94
LEBANON	0	25725	-	0	58,231	-
YEMEN	672411	913,429	35.84	895,611	1,462,241	63.27
OMAN	55408	82247	48.44	159,214	346,070	117.36
SYRIA ARAB REPUBLIC	0	1729260	-	0	3,582,952	-
TURKEY	1163418	722341	-37.91	1,634,268	982,614	-39.87
UNITED ARAB EMIRATES	21746135	27521870	26.56	18,459,707	18,733,569	1.48
QATAR	6575416	10756209	63.58	10,881,253	17,756,784	63.19
BAHRAIN	12,690	7,195,495	56,602.09	39,062	3,586,986	9,082.80
CYPRUS	223,028	13841	-93.79	1,045,607	51,347	-95.09
EGYPT	2331332	3,381,204	45.03	3,814,039	4,602,966	20.68
LIBYAN ARAB JAMAHIRIYA	21692	433367	1,897.82	87,932	1,258,967	1,331.75
MOROCCO	96,929	10796	-88.86	99,431	45,581	-54.16
TUNISIA	940	0	-100.00	1,845	0	-100.00
ALGERIA	2,061	915,966	44,342.79	17,007	3,327,990	19,468.35
SUDAN	0	5,565	-	0	10,719	-
ERITREA	133,448	0	-100.00	113,159	0	-100.00
ETHIOPIA	63	0	-100.00	55	0	-100.00
TANZANIA, UNITED	49,872	0	-100.00	41,484	0	-100.00
MADAGASCAR	135	1,064,556	788,460.00	231	720,168	311,661.04

TABEL 5. PERKEMBANGAN EKSPOR INDONESIA MENURUT KOMODITI DAN NEGARA TUJUAN

JENIS BARANG	BERAT BERSIH (KG)		PERUB	NILAI FOB (US \$)		PERUB
	JAN-JUN 2005	JAN-JUN 2006	%	JAN-JUN 2005	JAN-JUN 2006	%
	(1)	(2)	(3)	(4)	(5)	(6)
KENYA	6,199	111,644	1,701.00	23,652	470,558	1,889.51
REUNION	7,658	12,782	66.91	17,151	26,423	54.06
MOZAMBIQUE	3,637	275	-92.44	2,383	132	-94.46
TOGO	4,958	7,144	44.09	5,540	19,425	250.63
GHANA	54,481	12,522	-77.02	63,505	14,666	-76.91
GUINEA	0	543,587	-	0	159,025	-
ANGOLA	8,860	165,483	1,767.75	74,070	744,222	904.75
CONGO	3,127	34,033	988.36	1,200	22,429	1,769.08
CAMEROON	22,549	16,516	-26.76	43,779	31,362	-28.36
NIGERIA	356,552	1562955	338.35	664,373	2,388,413	259.50
GABON	24	0	-100.00	23	0	-100.00
COTE D'IVOIRE	699	29,136	4,068.24	1,150	47,065	3,992.61
SENEGAL	0	2737	-	0	3,961	-
MAURITANIA	46,744	48,151	3.01	117,688	67,472	-42.67
U.S. VIRGIN ISLANDS	96	0	-100.00	152	0	-100.00
SEYCHELLES	440653	1,149,207	160.80	327,053	1,028,417	214.45
UGANDA	140	1	-99.29	320	12	-96.25
NIGER	146,260	0	-100.00	428,044	0	-100.00
SAO TOME AND PRINCIPE	1940	0	-100.00	383	0	-100.00
SOUTH AFRICA	1352615	1281718	-5.24	1,211,823	1,045,293	-13.74
ZIMBABWE	0	40	-	0	150	-
MALAWI	1	0	-100.00	55	0	-100.00
MAURITIUS	2555190	2365979	-7.40	3,589,880	3,438,131	-4.23
VIRGIN ISLANDS (BRITISH)	135	0	-100.00	808	0	-100.00
AUSTRALIA	40559526	46,591,196	14.87	29,663,910	32,710,322	10.27
NEW ZEALAND	2857675	6,880,957	140.79	2,341,857	4,128,436	76.29
MICRONESIA, FEDERATED	2,158	6	-99.72	3,874	15	-99.61
GUAM	944	16,156	1,611.44	2,522	8,004	217.37
PALAU	0	2	-	0	72	-
NEW CALEDONIA	19,814	20,809	5.02	25,304	28,703	13.43
NORTHERN MARIANA	687	41	-94.03	2,048	74	-96.39
SAINT VINCENT AND THE	440	0	-100.00	248	0	-100.00
VANUATU	52	2,753	5,194.23	798	1,466	83.71
WALLIS AND FUTUNA	0	308	-	0	404	-
COOK ISLANDS	173	780	350.87	538	6,449	1,098.70
FIJI	264,154	84,216	-68.12	224,745	73,014	-67.51
MARSHALL ISLANDS	0	2,873	-	0	7,020	-
SAMOA	247	0	-100.00	4,675	0	-100.00
SOLOMON ISLANDS	0	14,690	-	0	17,875	-
TONGA	1,794	0	-100.00	951	0	-100.00
CHRISTMAS ISLANDS	25,418	200	-99.21	34,504	200	-99.42
EAST TIMOR	688,161	392,805	-42.92	544,443	262,178	-51.84
UNITED STATES	20404916	45070508	120.88	35,164,656	52,304,368	48.74
CANADA	2,540,041	33385547	1,214.37	4,321,092	17,655,500	308.59
MEXICO	85,435	74462	-12.84	202,300	251,299	24.22
GUATEMALA	122,868	109,782	-10.65	215,539	231,183	7.26
HONDURAS	13	0	-100.00	23	0	-100.00
NICARAGUA	0	597	-	0	258	-
PANAMA	6622	4933	-25.51	13,741	29,496	114.66
CUBA	117	0	-100.00	79	0	-100.00
SURINAME	3,112	25,416	716.71	11,430	25,453	122.69
CHILE	14145	24562	73.64	30,469	144,253	373.44
VENEZUELA	5007	38271	664.35	8,587	124,800	1,353.36
ARGENTINA	90,974	133267	46.49	322,026	775,676	140.87
BRAZIL	699,182	318437	-54.46	737,512	1,522,437	106.43
COLOMBIA	2832	1427	-49.61	7,939	2,324	-70.73
URUGUAY	28	1	-96.43	19	2	-89.47
ECUADOR	4,681	0	-100.00	21,640	0	-100.00
PERU	7444	14870	99.76	25,713	72,720	182.81
TRINIDAD AND TOBAGO	38,610	0	-100.00	163,536	0	-100.00
BAHAMAS	354	0	-100.00	775	0	-100.00
JAMAICA	24	7382	30,658.33	46	12,810	27,747.83
PUERTO RICO	598	289	-51.67	1,921	630	-67.20
DOMINICAN REPUBLIC	1,107	497	-55.10	1,074	834	-22.35
EL SALVADOR	17,238	0	-100.00	16,674	0	-100.00
COSTA RICA	9,688	5,657	-41.61	50,274	4,229	-91.59
BARBADOS	0	112	-	0	136	-
ANTIGUA AND BARBUDA	221	5320	2,307.24	816	2,378	191.42

TABEL 5. PERKEMBANGAN EKSPOR INDONESIA MENURUT KOMODITI DAN NEGARA TUJUAN

JENIS BARANG	BERAT BERSIH (KG)		PERUB	NILAI FOB (US \$)		PERUB
	JAN-JUN 2005	JAN-JUN 2006	%	JAN-JUN 2005	JAN-JUN 2006	%
	(1)	(2)	(3)	(4)	(5)	(6)
ANGUILLA	335	0	-100.00	779	0	-100.00
BERMUDA	298	11	-96.31	1,778	346	-80.54
CAYMAN ISLANDS	297	2	-99.33	350	6	-98.29
FALKLAND ISLANDS	0	43	-	0	163	-
FRENCH GUIANA	0	664	-	0	773	-
FRENCH POLYNESIA	4867	19140	293.26	6,116	45,832	649.38
MARTINIQUE	2444	294	-87.97	1,407	628	-55.37
NETHERLANDS ANTILLES	213	4692	2,102.82	848	30,737	3,524.65
SAINT LUCIA	625	0	-100.00	1,317	0	-100.00
GUADELOUPE	1326	795	-40.05	3,706	1,112	-69.99
UNITED KINGDOM	1129214	18807025	1,565.50	2,971,936	10,327,210	247.49
NETHERLANDS	34,623,747	51,965,409	50.09	25,357,120	37,598,704	48.28
FRANCE	383,604	557,040	45.21	1,375,434	1,836,480	33.52
GERMANY, FED. REP. OF	20,865,058	10,772,195	-48.37	17,293,073	8,494,128	-50.88
AUSTRIA	2,267	360	-84.12	5,526	993	-82.03
BELGIUM	12647204	14123421	11.67	19,372,386	9,759,356	-49.62
SWITZERLAND	3,536,304	5,373,642	51.96	2,532,636	17,531,910	592.24
DENMARK	103034	11234565	10,803.75	253,137	5,724,173	2,161.29
NORWAY	3864	2410	-37.63	8,206	26,451	222.34
SWEDEN	23,607	46990	99.05	116,500	121,389	4.20
FINLAND	14,327	29,327	104.70	70,666	142,426	101.55
IRELAND	4017	1158	-71.17	9,046	1,520	-83.20
ITALY	10398544	7719019	-25.77	9,292,732	6,155,312	-33.76
SPAIN	18,494,197	4,528,112	-75.52	16,114,122	4,594,991	-71.48
PORTUGAL	12,764,177	19,822,358	55.30	8,913,354	9,964,961	11.80
ICELAND	0	39857	-	0	254,642	-
GREECE	47525	94,721	99.31	169,568	154,468	-8.90
CZECHOSLOVAKIA	22,953	0	-100.00	13,664	0	-100.00
HUNGARY	672	2,603	287.35	1,186	2,793	135.50
POLAND	5517	4916039	89,007.11	12,647	2,392,997	18,821.46
ROMANIA	243	0	-100.00	272	0	-100.00
BULGARIA	66944	1809	-97.30	50,850	3,829	-92.47
YUGOSLAVIA	0	906	-	0	1,816	-
AZERBAIJAN	0	17,391	-	0	22,608	-
KAZAKHSTAN	23440	0	-100.00	42,674	0	-100.00
TURKMENISTAN	51,434	0	-100.00	105,502	0	-100.00
UKRAINE	5,668	7,043	24.26	17,867	30,053	68.20
UZBEKISTAN	120	0	-100.00	1,010	0	-100.00
LITHUANIA	469	88	-81.24	2,791	300	-89.25
ESTONIA	0	103,350	-	0	516,750	-
GEORGIA	0	67	-	0	322	-
CROATIA	334	100	-70.06	616	231	-62.50
MALTA	16	500127	3,125,693.75	30	300,235	1,000,683.33
SLOVAKIA	45	3,063	6,706.67	95	14,168	14,813.68
SLOVENIA	207	5,610	2,610.14	158	16,226	10,169.62
CZECH REPUBLIC	528	8759	1,558.90	1,631	77,112	4,627.90
RUSSIA FEDERATION	548,646	854,037	55.66	2,822,813	1,806,679	-36.00
-TEMBAGA	150141179	147,751,204	-1.59	585,657,352	932,996,249	59.31
JAPAN	2322068	1669756	-28.09	115,561,155	110,044,264	-4.77
HONG KONG	10262485	6851379	-33.24	28,926,818	32,466,659	12.24
KOREA, REPUBLIC OF	1,634,244	3819014	133.69	4,131,365	93,430,130	2,161.48
TAIWAN	15,331,074	13,762,764	-10.23	50,314,380	74,693,026	48.45
CHINA	35138045	38582163	9.80	102,459,877	158,708,490	54.90
THAILAND	35,471,470	24460636	-31.04	118,776,251	139,401,680	17.36
SINGAPORE	9,440,591	10,134,562	7.35	28,228,124	52,954,907	87.60
PHILIPPINES	8,771,537	11,056,268	26.05	31,621,985	63,764,455	101.65
MALAYSIA	26922382	31,351,587	16.45	88,793,226	170,795,858	92.35
BRUNEI DARUSSALAM	13,630	5427	-60.18	27,347	5,740	-79.01
VIET NAM	3125368	4751111	52.02	10,255,460	28,821,060	181.03
MALDIVES	10046	5676	-43.50	21,457	18,103	-15.63
INDIA	542920	120038	-77.89	1,886,548	738,860	-60.84
BANGLADESH	62	160751	259,175.81	60	939,372	1,565,520.00
SRI LANKA	0	2	-	0	360	-
LEBANON	2,081	102	-95.10	3,252	105	-96.77
TURKEY	5,355	192	-96.41	8,033	331	-95.88
UNITED ARAB EMIRATES	11,878	4,039	-66.00	71,699	21,849	-69.53
CYPRUS	32	0	-100.00	44	0	-100.00
EGYPT	78	268	243.59	51	570	1,017.65

TABEL 5. PERKEMBANGAN EKSPOR INDONESIA MENURUT KOMODITI DAN NEGARA TUJUAN

JENIS BARANG	BERAT BERSIH (KG)		PERUB	NILAI FOB (US \$)		PERUB
	JAN-JUN 2005	JAN-JUN 2006	%	JAN-JUN 2005	JAN-JUN 2006	%
	(1)	(2)	(3)	(4)	(5)	(6)
TUNISIA	102	0	-100.00	43	0	-100.00
NAMIBIA	391	0	-100.00	935	0	-100.00
MADAGASCAR	159,937	75,036	-53.08	149,635	33,160	-77.84
KENYA	0	64	-	0	72	-
REUNION	11	0	-100.00	13	0	-100.00
MOZAMBIQUE	50,000	0	-100.00	26,500	0	-100.00
NIGERIA	4,837	0	-100.00	30,500	0	-100.00
MAURITANIA	2036	0	-100.00	8,422	0	-100.00
U.S. VIRGIN ISLANDS	3	0	-100.00	6	0	-100.00
SEYCHELLES	0	59	-	0	207	-
SOUTH AFRICA	27,001	3,625	-86.57	145,097	4,812	-96.68
VIRGIN ISLANDS (BRITISH)	0	81	-	0	377	-
AUSTRALIA	31,898	8,782	-72.47	98,284	16,928	-82.78
NEW ZEALAND	2,977	2,644	-11.19	10,569	3,839	-63.68
GUAM	31	223	619.35	510	233	-54.31
NEW CALEDONIA	19	229	1,105.26	58	354	510.34
FIJI	1280	1,905	48.83	4,592	3,725	-18.88
EAST TIMOR	14,826	0	-100.00	18,360	0	-100.00
UNITED STATES	535,750	711,012	32.71	2,872,315	4,820,040	67.81
CANADA	47,903	17,494	-63.48	262,561	79,999	-69.53
MEXICO	620	54	-91.29	2,337	104	-95.55
CHILE	87	12	-86.21	362	59	-83.70
BRAZIL	292	1,078	269.18	296	4,625	1,462.50
COLOMBIA	1,548	0	-100.00	1,547	0	-100.00
URUGUAY	597	0	-100.00	1,043	0	-100.00
ECUADOR	3,000	0	-100.00	13,020	0	-100.00
PUERTO RICO	2	0	-100.00	7	0	-100.00
DOMINICAN REPUBLIC	0	3,598	-	0	5,060	-
COSTA RICA	829	0	-100.00	737	0	-100.00
ANGUILLA	337	0	-100.00	781	0	-100.00
BERMUDA	42	0	-100.00	236	0	-100.00
FRENCH POLYNESIA	127	448	252.76	273	3,729	1,265.93
UNITED KINGDOM	13,469	9697	-28.01	165,815	30,842	-81.40
NETHERLANDS	104045	88319	-15.11	183,422	210,968	15.02
FRANCE	17,299	9,293	-46.28	150,011	26,950	-82.03
GERMANY, FED. REP. OF	28,673	20,708	-27.78	70,867	113,293	59.87
AUSTRIA	73	123	68.49	301	578	92.03
BELGIUM	35,510	8,502	-76.06	189,160	140,022	-25.98
SWITZERLAND	240	875	264.58	566	2,744	384.81
DENMARK	144	407	182.64	500	886	77.20
NORWAY	2,196	0	-100.00	3,061	0	-100.00
SWEDEN	2241	3,426	52.88	70,555	3,749	-94.69
FINLAND	138	204	47.83	1,314	390	-70.32
IRELAND	20	0	-100.00	76	0	-100.00
ITALY	12985	1,497	-88.47	54,682	3,200	-94.15
SPAIN	28,976	6123	-78.87	20,749	10,308	-50.32
PORTUGAL	486	0	-100.00	1,309	0	-100.00
GREECE	228	756	231.58	304	1,129	271.38
HUNGARY	83	35471	42,636.14	83	647,194	779,651.81
POLAND	1,065	702	-34.08	948	1,767	86.39
UKRAINE	1,441	1905	32.20	7,279	8,603	18.19
LITHUANIA	31	0	-100.00	166	0	-100.00
CROATIA	0	69	-	0	195	-
MALTA	7	47	571.43	13	95	630.77
SLOVAKIA	0	1001	-	0	10,194	-
-SENG	2053618	2510234	22.23	2,488,815	3,902,144	56.79
JAPAN	535,954	1,177,989	119.79	403,032	1,582,518	292.65
HONG KONG	0	19000	-	0	19,000	-
KOREA, REPUBLIC OF	76000	135363	78.11	46,490	192,563	314.20
TAIWAN	70655	8,997	-87.27	51,579	3,205	-93.79
CHINA	21427	130885	510.84	46,825	268,918	474.30
THAILAND	345	100122	28,920.87	1,615	244,568	15,043.53
SINGAPORE	431,884	258,020	-40.26	689,394	416,599	-39.57
PHILIPPINES	33,211	86595	160.74	52,541	138,532	163.66
MALAYSIA	4614	198883	4,210.42	10,112	344,741	3,309.23
BRUNEI DARUSSALAM	3396	0	-100.00	10,078	0	-100.00
VIET NAM	20,200	40,522	100.60	27,611	103,812	275.98
INDIA	25,027	40,000	59.83	4,031	90,100	2,135.18

TABEL 5. PERKEMBANGAN EKSPOR INDONESIA MENURUT KOMODITI DAN NEGARA TUJUAN

JENIS BARANG	BERAT BERSIH (KG)		PERUB	NILAI FOB (US \$)		PERUB
	JAN-JUN 2005	JAN-JUN 2006	%	JAN-JUN 2005	JAN-JUN 2006	%
	(1)	(2)	(3)	(4)	(5)	(6)
BANGLADESH	309,947	0	-100.00	325,441	0	-100.00
SRI LANKA	99,483	103,378	3.92	171,142	173,408	1.32
LEBANON	0	4483	-	0	11,267	-
TURKEY	0	130	-	0	70	-
UNITED ARAB EMIRATES	505	0	-100.00	1,504	0	-100.00
TOGO	2,392	0	-100.00	66,000	0	-100.00
NIGERIA	24,000	95,390	297.46	3,504	118,015	3,268.01
MALI	0	118	-	0	502	-
MAURITIUS	54140	0	-100.00	25,119	0	-100.00
AUSTRALIA	29184	68216	133.74	60,553	95,022	56.92
NEW ZEALAND	75	0	-100.00	129	0	-100.00
EAST TIMOR	293375	34709	-88.17	415,226	49,973	-87.96
BRAZIL	0	6437	-	0	44,006	-
UNITED KINGDOM	8,758	851	-90.28	54,184	4,683	-91.36
FRANCE	11	0	-100.00	310	0	-100.00
GERMANY, FED. REP. OF	20	20	0.00	195	100	-48.72
BELGIUM	0	119	-	0	183	-
PORTUGAL	9000	0	-100.00	22,176	0	-100.00
RUSSIA FEDERATION	15	7	-53.33	24	359	1,395.83
-LOGAM TIDAK MULIA LAIN	34,536,055	29,225,310	-15.38	98,019,321	84,749,220	-13.54
JAPAN	11,045,438	5542729	-49.82	24,969,748	20,294,926	-18.72
HONG KONG	667201	553,957	-16.97	2,229,998	1,887,670	-15.35
KOREA, REPUBLIC OF	167848	212576	26.65	352,139	436,123	23.85
TAIWAN	92255	133625	44.84	98,289	252,773	157.17
CHINA	345,923	364,586	5.40	805,099	1,042,946	29.54
MONGOLIA	0	100	-	0	10,858	-
PAPUA NEW GUINEA	705,544	299212	-57.59	1,924,305	752,649	-60.89
THAILAND	1088890	1602064	47.13	5,466,744	7,106,984	30.00
SINGAPORE	4616204	8068187	74.78	18,521,690	14,451,256	-21.98
PHILIPPINES	1121035	687381	-38.68	1,956,464	1,376,059	-29.67
MALAYSIA	1219839	1595226	30.77	3,600,455	4,756,732	32.11
MYANMAR (FORM. BURMA)	204,517	17,215	-91.58	11,785	36,425	209.08
CAMBODIA	134	899	570.90	953	8,181	758.45
BRUNEI DARUSSALAM	25,740	27,161	5.52	28,396	93,233	228.33
LAO PEOPLE'S	0	440	-	0	9,267	-
VIET NAM	500,642	301,665	-39.74	724,691	964,561	33.10
MALDIVES	7,202	12,305	70.86	13,994	15,236	8.88
INDIA	206,260	312,137	51.33	1,078,028	759,380	-29.56
PAKISTAN	92,768	84,306	-9.12	321,142	282,868	-11.92
BANGLADESH	20,190	21,360	5.79	65,397	80,474	23.05
SRI LANKA	17,735	40,411	127.86	27,887	77,591	178.23
AFGHANISTAN	0	20,590	-	0	78,379	-
IRAN (ISLAMIC REPUBLIC)	319	65,946	20,572.73	4,285	104,241	2,332.70
SAUDI ARABIA	15,368	264,267	1,619.59	115,350	234,164	103.00
KUWAIT	18,521	38,344	107.03	31,722	41,426	30.59
JORDAN	2,728	8,697	218.80	34,950	14,103	-59.65
LEBANON	45,907	24,901	-45.76	52,540	49,784	-5.25
YEMEN	0	227	-	0	437	-
OMAN	1,298	38,156	2,839.60	700	39,162	5,494.57
SYRIA ARAB REPUBLIC	80813	95,437	18.10	98,424	70,986	-27.88
TURKEY	84,668	21,447	-74.67	326,107	119,978	-63.21
UNITED ARAB EMIRATES	1416690	507965	-64.14	1,771,727	749,409	-57.70
QATAR	244163	79519	-67.43	254,664	108,611	-57.35
BAHRAIN	41056	2835	-93.09	43,158	8,573	-80.14
CYPRUS	5,452	25,985	376.61	12,951	22,334	72.45
EGYPT	9,014	18568	105.99	157,225	94,565	-39.85
LIBYAN ARAB JAMAHIRIYA	25000	20000	-20.00	30,210	19,870	-34.23
MOROCCO	3,445	15,943	362.79	22,633	35,508	56.89
SUDAN	8295	0	-100.00	15,309	0	-100.00
NAMIBIA	25	119	376.00	60	396	560.00
TANZANIA, UNITED	17,717	12,998	-26.64	38,502	57,140	48.41
MADAGASCAR	9,760	9,015	-7.63	3,640	4,324	18.79
KENYA	41,057	45,946	11.91	85,537	112,141	31.10
REUNION	5,110	3,179	-37.79	11,585	4,304	-62.85
TOGO	0	8,704	-	0	20,105	-
GHANA	8,676	44,131	408.66	11,875	49,571	317.44
GUINEA	6,736	16,229	140.93	20,160	9,130	-54.71
ANGOLA	0	2047	-	0	1,275	-

TABEL 5. PERKEMBANGAN EKSPOR INDONESIA MENURUT KOMODITI DAN NEGARA TUJUAN

JENIS BARANG	BERAT BERSIH (KG)		PERUB	NILAI FOB (US \$)		PERUB
	JAN-JUN 2005	JAN-JUN 2006	%	JAN-JUN 2005	JAN-JUN 2006	%
	(1)	(2)	(3)	(4)	(5)	(6)
CAMEROON	526	12,500	2,276.43	730	26,420	3,519.18
NIGERIA	95,814	594,642	520.62	178,476	1,295,670	625.96
COTE D'IVOIRE	23	0	-100.00	41	0	-100.00
MAURITANIA	24,373	406	-98.33	42,140	400	-99.05
BENIN	0	10,680	-	0	8,483	-
BURKINA FASO	9,401	0	-100.00	22,724	0	-100.00
U.S. VIRGIN ISLANDS	46	0	-100.00	56	0	-100.00
SEYCHELLES	916	7,180	683.84	2,666	66,633	2,399.36
UGANDA	0	790	-	0	1,986	-
SOUTH AFRICA	226,701	254,448	12.24	814,046	684,292	-15.94
ZIMBABWE	0	64	-	0	239	-
MAURITIUS	364,835	1,020	-99.72	965,366	5,384	-99.44
VIRGIN ISLANDS (BRITISH)	1	0	-100.00	3	0	-100.00
AUSTRALIA	646,108	670,483	3.77	1,918,319	3,213,633	67.52
NEW ZEALAND	72,891	106,430	46.01	252,812	359,229	42.09
MICRONESIA, FEDERATED	11	0	-100.00	23	0	-100.00
GUAM	91	1006	1,005.49	509	4,690	821.41
NEW CALEDONIA	4254	37,564	783.03	7,288	85,352	1,071.13
NORTHERN MARIANA	0	1	-	0	4	-
SAINT VINCENT AND THE	845	0	-100.00	709	0	-100.00
VANUATU	0	4,437	-	0	1,968	-
WALLIS AND FUTUNA	0	683	-	0	279	-
AMERICAN SAMOA	3,755	0	-100.00	4,213	0	-100.00
FIJI	4787	8789	83.60	31,190	42,243	35.44
TONGA	8,432	0	-100.00	6,720	0	-100.00
UNITED STATES MINOR	20	0	-100.00	40	0	-100.00
TOKELAU	0	15,749	-	0	15,200	-
EAST TIMOR	26,238	15,380	-41.38	15,604	12,676	-18.76
UNITED STATES	1,949,796	1,523,744	-21.85	11,623,654	8,685,036	-25.28
CANADA	191,504	181,720	-5.11	931,307	886,214	-4.84
MEXICO	19,326	24,024	24.31	157,992	153,695	-2.72
HONDURAS	802	0	-100.00	630	0	-100.00
PANAMA	10,464	9,383	-10.33	78,843	37,445	-52.51
CHILE	14,066	61,138	334.65	103,919	342,264	229.36
VENEZUELA	5,501	8,770	59.43	4,091	18,938	362.92
ARGENTINA	20412	44,802	119.49	49,263	192,931	291.63
BRAZIL	11,278	20,953	85.79	63,461	97,854	54.20
COLOMBIA	276	835	202.54	367	957	160.76
URUGUAY	211	11	-94.79	708	45	-93.64
ECUADOR	4,000	70	-98.25	3,956	10,640	168.96
PERU	653	0	-100.00	4,339	0	-100.00
GUYANA	6,141	0	-100.00	1,975	0	-100.00
TRINIDAD AND TOBAGO	14,057	110	-99.22	14,540	313	-97.85
BAHAMAS	0	125	-	0	90	-
PUERTO RICO	703	740	5.26	2,180	2,433	11.61
BELIZE	0	62	-	0	229	-
DOMINICAN REPUBLIC	919	2,223	141.89	687	4,423	543.81
EL SALVADOR	633	32	-94.94	540	67	-87.59
COSTA RICA	1098	2,155	96.27	989	1,161	17.39
HAITI	0	39,150	-	0	21,924	-
BARBADOS	8,689	592	-93.19	11,475	540	-95.29
ARUBA	0	2,976	-	0	4,550	-
BERMUDA	721	407	-43.55	4,530	2,650	-41.50
FRENCH GUIANA	103	0	-100.00	142	0	-100.00
FRENCH POLYNESIA	25,224	2,111	-91.63	7,983	1,761	-77.94
GRENADA	0	2,254	-	0	3,086	-
NETHERLANDS ANTILLES	1,205	3,061	154.02	3,513	2,755	-21.58
NORFOLK ISLANDS	50	0	-100.00	16,239	0	-100.00
SAINT LUCIA	272	41	-84.93	1,528	53	-96.53
GUADELOUPE	701	824	17.55	1,225	2,106	71.92
SAINT KITTS AND NEVIS	78	246	215.38	741	349	-52.90
UNITED KINGDOM	1,774,545	1,328,268	-25.15	3,584,099	2,691,877	-24.89
NETHERLANDS	440,882	279,733	-36.55	2,000,899	1,337,095	-33.18
FRANCE	451,766	416,454	-7.82	1,167,845	861,716	-26.21
GERMANY, FED. REP. OF	671,040	507,904	-24.31	2,470,936	3,014,235	21.99
AUSTRIA	8519	5042	-40.81	36,019	14,758	-59.03
BELGIUM	289,374	159533	-44.87	618,300	279,341	-54.82
SWITZERLAND	5,790	8,686	50.02	33,261	66,170	98.94

TABEL 5. PERKEMBANGAN EKSPOR INDONESIA MENURUT KOMODITI DAN NEGARA TUJUAN

JENIS BARANG	BERAT BERSIH (KG)		PERUB	NILAI FOB (US \$)		PERUB
	JAN-JUN 2005	JAN-JUN 2006	%	JAN-JUN 2005	JAN-JUN 2006	%
	(1)	(2)	(3)	(4)	(5)	(6)
DENMARK	79557	59078	-25.74	112,036	92,807	-17.16
NORWAY	60,527	51,544	-14.84	140,081	86,492	-38.26
SWEDEN	119,562	135,710	13.51	337,951	410,402	21.44
FINLAND	2592	16504	536.73	164,986	62,230	-62.28
IRELAND	217,382	425,046	95.53	395,519	913,759	131.03
ITALY	676,230	534653	-20.94	1,180,421	822,735	-30.30
SPAIN	338,993	274,419	-19.05	954,988	660,165	-30.87
PORTUGAL	3,815	2,752	-27.86	3,905	6,355	62.74
GREECE	6979	22871	227.71	26,810	55,555	107.22
HUNGARY	5,825	7438	27.69	7,471	27,281	265.16
POLAND	28,318	26,495	-6.44	45,128	79,515	76.20
ROMANIA	244	110	-54.92	499	80	-83.97
BULGARIA	232	3,871	1,568.53	457	21,870	4,685.56
YUGOSLAVIA	2,627	3,262	24.17	4,564	8,230	80.32
AZERBAIJAN	130	490	276.92	32,916	42,068	27.80
UKRAINE	404	0	-100.00	1,238	0	-100.00
ESTONIA	256	0	-100.00	500	0	-100.00
CROATIA	6,069	1,707	-71.87	11,197	5,932	-47.02
MALTA	6428	707	-89.00	9,523	2,419	-74.60
SLOVAKIA	624	598	-4.17	5,760	3,150	-45.31
SLOVENIA	1,883	6,334	236.38	2,380	5,203	118.61
CZECH REPUBLIC	539	1098	103.71	3,796	3,766	-0.79
RUSSIA FEDERATION	1318789	1455	-99.89	1,970,826	128,616	-93.47
-PAKAIAN JADI	176,650,397	188,492,708	6.70	2,395,254,730	2,671,138,229	11.52
JAPAN	4,508,530	5659684	25.53	67,005,371	68,977,071	2.94
HONG KONG	1,018,070	689,270	-32.30	8,413,624	7,961,095	-5.38
KOREA, DEMOCRATIC	7700	1,912	-75.17	152,064	46,969	-69.11
KOREA, REPUBLIC OF	1202347	926,038	-22.98	13,407,073	11,383,920	-15.09
TAIWAN	512,322	309,046	-39.68	4,332,921	3,674,604	-15.19
CHINA	177,298	646,457	264.62	3,282,070	4,393,804	33.87
MONGOLIA	56	0	-100.00	2,481	0	-100.00
MACAU	47	409	770.21	2,320	11,215	383.41
PAPUA NEW GUINEA	231,762	298,343	28.73	587,172	1,059,686	80.47
THAILAND	113,989	431,448	278.50	1,362,590	4,071,915	198.84
SINGAPORE	5,313,416	4,213,270	-20.71	52,378,021	33,549,100	-35.95
PHILIPPINES	364,226	295480	-18.87	3,943,010	2,725,054	-30.89
MALAYSIA	3,753,215	5166895	37.67	15,501,716	15,662,402	1.04
MYANMAR (FORM. BURMA)	4775	330	-93.09	71,427	645	-99.10
CAMBODIA	912	2,746	201.10	3,008	17,749	490.06
BRUNEI DARUSSALAM	61305	137,668	124.56	563,598	826,870	46.71
LAO PEOPLE'S	2,275	5,999	163.69	11,022	27,992	153.96
NEPAL	27,941	44,123	57.91	320,509	430,508	34.32
VIET NAM	79,285	55,530	-29.96	695,663	196,171	-71.80
MALDIVES	180,204	26,839	-85.11	1,186,637	113,542	-90.43
INDIA	58,244	37,635	-35.38	329,130	442,519	34.45
PAKISTAN	105,766	192,694	82.19	835,157	1,237,532	48.18
BANGLADESH	48178	8519	-82.32	451,118	57,734	-87.20
SRI LANKA	985,500	876,427	-11.07	7,959,508	4,910,290	-38.31
AFGHANISTAN	4867	0	-100.00	41,620	0	-100.00
IRAQ	15,730	32,161	104.46	163,760	199,344	21.73
IRAN (ISLAMIC REPUBLIC	74,803	25,304	-66.17	715,220	222,551	-68.88
SAUDI ARABIA	3631862	2824587	-22.23	28,212,875	23,395,482	-17.08
KUWAIT	185077	202,398	9.36	1,663,151	1,637,075	-1.57
JORDAN	10,629	1,302	-87.75	106,798	12,658	-88.15
LEBANON	1,564	7,415	374.10	83,198	205,571	147.09
PALESTINA	0	330	-	0	10,001	-
YEMEN	219,504	188,317	-14.21	1,992,586	1,826,148	-8.35
OMAN	8,664	1404	-83.80	118,786	6,082	-94.88
SYRIA ARAB REPUBLIC	0	2,787	-	0	8,375	-
TURKEY	550032	182,077	-66.90	2,527,990	3,700,350	46.38
UNITED ARAB EMIRATES	6401541	5196248	-18.83	74,032,496	54,524,268	-26.35
QATAR	3378	4,785	41.65	60,958	96,517	58.33
BAHRAIN	47,261	19598	-58.53	603,381	129,353	-78.56
CYPRUS	17,357	4,989	-71.26	227,725	67,394	-70.41
EGYPT	293334	545,537	85.98	3,579,418	5,581,146	55.92
LIBYAN ARAB JAMAHIRIYA	27,655	8,695	-68.56	115,876	117,500	1.40
MOROCCO	33,548	36871	9.91	365,371	420,493	15.09
TUNISIA	620	13,877	2,138.23	536	73,651	13,640.86

TABEL 5. PERKEMBANGAN EKSPOR INDONESIA MENURUT KOMODITI DAN NEGARA TUJUAN

JENIS BARANG	BERAT BERSIH (KG)		PERUB	NILAI FOB (US \$)		PERUB
	JAN-JUN 2005	JAN-JUN 2006	%	JAN-JUN 2005	JAN-JUN 2006	%
	(1)	(2)	(3)	(4)	(5)	(6)
ALGERIA	339,115	150,210	-55.71	4,287,468	1,587,933	-62.96
SUDAN	1221755	1,072,181	-12.24	19,221,910	12,454,494	-35.21
ERITREA	1,696	38	-97.76	4,495	2,420	-46.16
NAMIBIA	27594	3,567	-87.07	253,209	37,952	-85.01
ETHIOPIA	792,227	305,114	-61.49	12,862,453	3,984,655	-69.02
TANZANIA, UNITED	230,188	261,630	13.66	349,534	331,011	-5.30
MADAGASCAR	81,485	72,661	-10.83	456,483	187,385	-58.95
SOMALIA	73,330	65,607	-10.53	475,451	918,583	93.20
KENYA	688,372	601,531	-12.62	2,248,208	1,267,840	-43.61
REUNION	28,845	38,602	33.83	196,086	266,249	35.78
MOZAMBIQUE	132,424	38,344	-71.04	239,679	108,043	-54.92
BOTSWANA	2525	0	-100.00	14,040	0	-100.00
EQUATORIAL GUINEA	0	37835	-	0	84,304	-
TOGO	1,844,502	3,701,513	100.68	6,198,209	6,580,517	6.17
GHANA	667,109	505,701	-24.20	2,522,872	929,027	-63.18
LIBERIA	171,947	78,262	-54.48	391,187	86,360	-77.92
GUINEA	1,467,539	916,194	-37.57	4,616,395	1,061,418	-77.01
ANGOLA	249,400	437,829	75.55	2,430,769	768,085	-68.40
CONGO	399,726	304,526	-23.82	728,860	431,971	-40.73
CAMEROON	230,838	553,785	139.90	371,229	763,806	105.75
NIGERIA	2,800,227	411,271	-85.31	20,112,045	910,740	-95.47
GABON	69,021	34,480	-50.04	89,224	49,127	-44.94
COTE D'IVOIRE	90364	73706	-18.43	158,623	116,673	-26.45
SENEGAL	647,165	862,692	33.30	589,675	955,806	62.09
MAURITANIA	243,582	94,188	-61.33	2,026,814	846,453	-58.24
MALI	477,177	132,000	-72.34	953,534	200,176	-79.01
BENIN	1,034,160	1,652,291	59.77	9,893,699	9,617,400	-2.79
BURKINA FASO	60,000	12,000	-80.00	98,144	19,584	-80.05
GAMBIA	174,421	126,959	-27.21	300,103	224,450	-25.21
U.S. VIRGIN ISLANDS	556	275	-50.54	2,914	2,397	-17.74
SEYCHELLES	6573	2697	-58.97	19,347	27,804	43.71
UGANDA	80937	78536	-2.97	180,459	454,024	151.59
CENTRAL AFRICAN	0	76	-	0	10,519	-
NIGER	301,020	468,508	55.64	1,683,103	3,237,732	92.37
DJIBOUTI	322079	383913	19.20	1,446,282	1,485,926	2.74
SAINT HELENA	100	0	-100.00	1,692	0	-100.00
SAO TOME AND PRINCIPE	6,678	7,991	19.66	6,426	6,204	-3.45
SWAZILAND	3,184	40	-98.74	41,214	2,148	-94.79
SOUTH AFRICA	388677	326700	-15.95	4,790,131	3,482,852	-27.29
ZIMBABWE	65,510	12,879	-80.34	323,493	75,098	-76.79
ZAMBIA	614	0	-100.00	5,148	0	-100.00
MALAWI	5,671	0	-100.00	6,825	0	-100.00
BURUNDI	7,482	11,999	60.37	11,076	73,500	563.60
MAURITIUS	42,483	31,496	-25.86	164,471	161,105	-2.05
VIRGIN ISLANDS (BRITISH)	684	425	-37.87	18,554	4,446	-76.04
AUSTRALIA	1,263,803	1,118,225	-11.52	18,639,175	20,452,752	9.73
NEW ZEALAND	141,266	111,409	-21.14	2,357,232	2,007,151	-14.85
MICRONESIA, FEDERATED	0	229	-	0	517	-
GUAM	2,724	1,717	-36.97	57,228	27,026	-52.77
PALAU	21	75	257.14	120	759	532.50
NEW CALEDONIA	264,318	40,169	-84.80	375,214	390,262	4.01
NORTHERN MARIANA	467	1,002	114.56	18,870	29,054	53.97
SAINT VINCENT AND THE	1,237	433	-65.00	1,786	618	-65.40
VANUATU	5134	2055	-59.97	20,399	5,183	-74.59
WALLIS AND FUTUNA	439	689	56.95	635	1,451	128.50
BRITISH INDIAN OCEAN	217	0	-100.00	9,378	0	-100.00
AMERICAN SAMOA	6,745	3,556	-47.28	50,998	44,497	-12.75
COOK ISLANDS	6,791	664	-90.22	12,538	4,734	-62.24
FIJI	86,954	77,424	-10.96	979,253	496,121	-49.34
KIRIBATI	0	4,722	-	0	6,500	-
SAMOA	43	13,366	30,983.72	62	78,834	127,051.61
SOLOMON ISLANDS	4,686	3,071	-34.46	8,110	8,001	-1.34
TONGA	13,543	18,688	37.99	12,583	13,899	10.46
CHRISTMAS ISLANDS	111	0	-100.00	486	0	-100.00
EAST TIMOR	57,117	41,554	-27.25	86,172	36,875	-57.21
UNITED STATES	84,508,689	95,860,686	13.43	1,320,309,507	1,600,840,645	21.25
CANADA	2,481,330	2,891,961	16.55	45,047,283	52,939,619	17.52
MEXICO	1,457,036	804,276	-44.80	19,412,705	13,195,554	-32.03

TABEL 5. PERKEMBANGAN EKSPOR INDONESIA MENURUT KOMODITI DAN NEGARA TUJUAN

JENIS BARANG	BERAT BERSIH (KG)		PERUB	NILAI FOB (US \$)		PERUB
	JAN-JUN 2005	JAN-JUN 2006	%	JAN-JUN 2005	JAN-JUN 2006	%
	(1)	(2)	(3)	(4)	(5)	(6)
GUATEMALA	1,655	0	-100.00	4,356	0	-100.00
HONDURAS	106,591	0	-100.00	437,010	0	-100.00
NICARAGUA	0	235	-	0	102	-
PANAMA	995,365	885,977	-10.99	12,853,447	8,205,694	-36.16
CUBA	446	2408	439.91	300	1,105	268.33
SURINAME	34,927	18,058	-48.30	112,037	103,198	-7.89
CHILE	138,952	152,770	9.94	1,536,659	2,138,722	39.18
VENEZUELA	123,895	224,477	81.18	961,978	655,547	-31.85
ARGENTINA	107,640	72,901	-32.27	863,587	1,297,956	50.30
BRAZIL	224,500	402,526	79.30	1,260,750	2,183,573	73.20
COLOMBIA	4,004	23,698	491.86	49,551	234,904	374.07
BOLIVIA	0	115	-	0	4,119	-
URUGUAY	41,435	10,554	-74.53	271,217	132,729	-51.06
PARAGUAY	75	17	-77.33	158	398	151.90
ECUADOR	3,558	3,843	8.01	69,623	80,441	15.54
PERU	10,682	11,550	8.13	126,501	60,570	-52.12
TRINIDAD AND TOBAGO	38	1	-97.37	1,538	52	-96.62
BAHAMAS	318	4,582	1,340.88	1,769	2,025	14.47
JAMAICA	1,668	5,055	203.06	19,806	48,944	147.12
PUERTO RICO	75,059	127,615	70.02	841,811	1,638,658	94.66
BELIZE	14,473	9,625	-33.50	96,966	57,878	-40.31
DOMINICAN REPUBLIC	17,620	13,279	-24.64	279,324	83,471	-70.12
EL SALVADOR	12,511	866	-93.08	52,589	6,923	-86.84
COSTA RICA	61,683	19,598	-68.23	52,956	57,813	9.17
HAITI	0	2,993	-	0	20,780	-
BARBADOS	11	149	1,254.55	559	8,738	1,463.15
ANTIGUA AND BARBUDA	417	1489	257.07	3,872	22,331	476.73
ARUBA	4,216	0	-100.00	37,795	0	-100.00
BERMUDA	2,979	1,779	-40.28	33,384	21,389	-35.93
FRENCH GUIANA	37	1,583	4,178.38	336	6,152	1,730.95
FRENCH POLYNESIA	74156	39150	-47.21	312,233	228,577	-26.79
GRENADA	1,507	0	-100.00	16,259	0	-100.00
MARTINIQUE	5,521	4259	-22.86	21,835	14,331	-34.37
NETHERLANDS ANTILLES	153,849	101,194	-34.23	1,470,567	990,566	-32.64
SAINT LUCIA	863	1,829	111.94	9,514	2,600	-72.67
SAN MARINO	0	359	-	0	4,920	-
GUADELOUPE	8174	8249	0.92	61,271	52,864	-13.72
SAINT KITTS AND NEVIS	632	4,576	624.05	840	6,488	672.38
UNITED KINGDOM	9,522,947	12,730,380	33.68	140,536,510	164,243,141	16.87
NETHERLANDS	3,072,571	3,318,277	8.00	50,597,240	56,374,915	11.42
FRANCE	4,408,900	4107010	-6.85	63,438,347	65,193,038	2.77
GERMANY, FED. REP. OF	10,022,282	11,028,879	10.04	159,325,636	195,383,828	22.63
AUSTRIA	137686	167,340	21.54	2,106,642	3,226,795	53.17
BELGIUM	3,124,121	3,569,418	14.25	55,582,990	61,947,044	11.45
SWITZERLAND	442,119	410926	-7.06	6,843,633	6,372,423	-6.89
LUXEMBOURG	0	2,022	-	0	26,208	-
GIBRALTAR	0	96	-	0	3,320	-
MONACO	2,854	2461	-13.77	60,808	61,773	1.59
DENMARK	182,506	148,536	-18.61	2,628,709	2,417,731	-8.03
NORWAY	265,806	133,302	-49.85	1,895,567	2,112,367	11.44
SWEDEN	475,409	474,801	-0.13	6,353,537	7,477,893	17.70
FINLAND	102,913	70,250	-31.74	1,342,757	1,064,833	-20.70
IRELAND	215,188	252,446	17.31	3,183,239	3,770,391	18.45
ITALY	2672619	2,334,857	-12.64	39,938,977	43,587,887	9.14
SPAIN	2,092,902	2150238	2.74	20,663,296	25,983,826	25.75
PORTUGAL	40,609	77,078	89.81	480,486	649,718	35.22
ICELAND	351	2,048	483.48	9,594	690	-92.81
GREECE	349291	87591	-74.92	1,411,080	1,144,240	-18.91
CZECHOSLOVAKIA	522,953	215199	-58.85	1,052,185	600,102	-42.97
HUNGARY	34045	22703	-33.31	209,698	268,617	28.10
POLAND	77,927	102461	31.48	1,041,127	1,542,123	48.12
ROMANIA	3,543	4714	33.05	29,256	58,443	99.76
BULGARIA	7,806	8,481	8.65	185,017	112,729	-39.07
YUGOSLAVIA	2657	1,215	-54.27	22,056	16,961	-23.10
ALBANIA	0	667	-	0	3,892	-
BELARUS	0	33	-	0	2,170	-
KAZAKHSTAN	11	295	2,581.82	223	6,293	2,721.97
MOLDOVA, REPUBLIC OF	233	83	-64.38	2,476	1,667	-32.67

TABEL 5. PERKEMBANGAN EKSPOR INDONESIA MENURUT KOMODITI DAN NEGARA TUJUAN

JENIS BARANG	BERAT BERSIH (KG)		PERUB	NILAI FOB (US \$)		PERUB
	JAN-JUN 2005	JAN-JUN 2006	%	JAN-JUN 2005	JAN-JUN 2006	%
	(1)	(2)	(3)	(4)	(5)	(6)
UKRAINE	190,844	174,417	-8.61	2,531,486	2,135,945	-15.62
UZBEKISTAN	4	0	-100.00	40	0	-100.00
LITHUANIA	6,180	7,876	27.44	83,766	88,098	5.17
LATVIA	22,350	56,956	154.84	242,667	289,902	19.46
ESTONIA	3,037	6,925	128.02	58,471	75,159	28.54
GEORGIA	508	8	-98.43	6,410	4	-99.94
CROATIA	43,833	26314	-39.97	330,530	142,689	-56.83
MALTA	4,197	90,688	2,060.78	28,774	607,427	2,011.03
SLOVAKIA	2,099	13,703	552.83	27,332	116,094	324.75
SLOVENIA	2,520	6,352	152.06	48,882	12,818	-73.78
CZECH REPUBLIC	20,601	14,825	-28.04	292,870	388,629	32.70
SOUTH GEORGIA AND THE	210	0	-100.00	1,035	0	-100.00
RUSSIA FEDERATION	277866	321,811	15.82	5,198,761	6,843,233	31.63
-KAIN TENUN	144,105,255	138,761,130	-3.71	663,505,227	651,613,707	-1.79
JAPAN	14,310,952	15,214,838	6.32	54,611,762	59,759,701	9.43
HONG KONG	4,861,973	4,756,605	-2.17	35,748,840	27,555,955	-22.92
KOREA, DEMOCRATIC	0	147	-	0	2,283	-
KOREA, REPUBLIC OF	1,798,097	1780911	-0.96	7,126,177	6,909,216	-3.04
TAIWAN	1,292,460	543091	-57.98	5,201,280	1,868,945	-64.07
CHINA	3020606	2,984,775	-1.19	17,707,842	18,584,421	4.95
MONGOLIA	0	952	-	0	7,524	-
MACAU	115,117	110,437	-4.07	707,951	739,208	4.42
PAPUA NEW GUINEA	63,911	102089	59.74	285,918	531,399	85.86
THAILAND	4,161,582	3,736,866	-10.21	18,619,125	16,185,270	-13.07
SINGAPORE	2,917,796	2,940,846	0.79	21,814,707	14,924,810	-31.58
PHILIPPINES	3051900	2510075	-17.75	16,203,860	22,454,805	38.58
MALAYSIA	11,714,206	9,638,036	-17.72	44,167,779	36,288,588	-17.84
MYANMAR (FORM. BURMA)	411,814	442,797	7.52	2,281,024	2,491,302	9.22
CAMBODIA	1,494,489	2,117,370	41.68	5,755,481	7,397,453	28.53
BRUNEI DARUSSALAM	27,253	42,754	56.88	127,331	276,177	116.90
LAO PEOPLE'S	64,188	75,237	17.21	213,519	277,963	30.18
NEPAL	6,378	2,259	-64.58	22,351	9,127	-59.17
VIET NAM	2,044,093	2232547	9.22	12,390,318	13,911,798	12.28
MALDIVES	114,412	62,263	-45.58	453,125	208,996	-53.88
INDIA	888,131	1,130,730	27.32	5,461,471	6,757,976	23.74
PAKISTAN	446,865	326,020	-27.04	1,844,411	1,192,304	-35.36
BANGLADESH	5,175,668	4,723,244	-8.74	18,507,419	20,255,247	9.44
SRI LANKA	2,882,295	2,212,602	-23.23	15,347,975	13,294,823	-13.38
AFGHANISTAN	177,561	71,210	-59.90	800,596	273,203	-65.88
IRAQ	3,803	0	-100.00	36,034	0	-100.00
IRAN (ISLAMIC REPUBLIC	433,805	631,028	45.46	1,888,480	2,862,834	51.59
SAUDI ARABIA	6,221,157	5247840	-15.65	35,259,930	31,322,893	-11.17
KUWAIT	309,889	523,555	68.95	2,380,841	3,540,645	48.71
JORDAN	392,159	582,966	48.66	1,592,674	2,937,085	84.41
LEBANON	126,504	113,607	-10.19	669,123	714,948	6.85
YEMEN	680,790	582,235	-14.48	3,979,232	3,213,772	-19.24
OMAN	197,714	252,020	27.47	975,347	1,365,976	40.05
SYRIA ARAB REPUBLIC	1,067,890	843,607	-21.00	4,676,997	4,607,179	-1.49
TURKEY	7,969,884	11,577,635	45.27	31,696,669	46,889,686	47.93
UNITED ARAB EMIRATES	11,743,921	11,544,366	-1.70	66,876,624	68,276,500	2.09
QATAR	22619	105744	367.50	142,510	560,068	293.00
BAHRAIN	44524	96,877	117.58	276,835	663,007	139.50
CYPRUS	94026	74,540	-20.72	471,491	444,691	-5.68
EGYPT	1,229,767	1153776	-6.18	4,118,213	3,954,673	-3.97
LIBYAN ARAB JAMAHIRIYA	9528	323936	3,299.83	37,941	1,482,768	3,808.09
MOROCCO	287,770	484,951	68.52	1,306,474	3,080,887	135.82
TUNISIA	84,521	41,728	-50.63	409,338	249,186	-39.12
ALGERIA	138,433	212,017	53.15	510,212	411,171	-19.41
SUDAN	252,926	146,774	-41.97	884,114	809,323	-8.46
LESOTHO	440,563	432,848	-1.75	1,391,386	1,284,826	-7.66
ETHIOPIA	0	19,200	-	0	67,047	-
TANZANIA, UNITED	11,481	0	-100.00	53,520	0	-100.00
MADAGASCAR	73,102	237,084	224.32	293,834	860,691	192.92
SOMALIA	2,574	48,127	1,769.74	12,615	382,739	2,934.00
KENYA	792,669	546,838	-31.01	3,372,838	2,338,784	-30.66
REUNION	1,019	0	-100.00	3,991	0	-100.00
MOZAMBIQUE	285396	199996	-29.92	455,779	295,371	-35.19
BOTSWANA	73,269	0	-100.00	361,033	0	-100.00

TABEL 5. PERKEMBANGAN EKSPOR INDONESIA MENURUT KOMODITI DAN NEGARA TUJUAN

JENIS BARANG	BERAT BERSIH (KG)		PERUB	NILAI FOB (US \$)		PERUB
	JAN-JUN 2005	JAN-JUN 2006	%	JAN-JUN 2005	JAN-JUN 2006	%
	(1)	(2)	(3)	(4)	(5)	(6)
TOGO	174,068	30,758	-82.33	1,152,596	137,986	-88.03
GHANA	448,108	135,918	-69.67	2,005,585	613,032	-69.43
GUINEA	5,035	62,625	1,143.79	1,392	64,495	4,533.26
CONGO	0	1	-	0	16	-
CAMEROON	0	9,424	-	0	63,808	-
NIGERIA	1,637,650	42,901	-97.38	9,085,501	490,712	-94.60
GABON	3,054	17,440	471.05	5,940	24,036	304.65
COTE D'IVOIRE	27,825	3,422	-87.70	87,786	13,019	-85.17
SENEGAL	49902	18,486	-62.96	173,617	51,153	-70.54
MALI	0	1,428	-	0	12,071	-
BENIN	182,448	45,041	-75.31	1,093,074	289,795	-73.49
BURKINA FASO	1,292	0	-100.00	6,392	0	-100.00
GAMBIA	0	6,114	-	0	20,615	-
U.S. VIRGIN ISLANDS	44	0	-100.00	174	0	-100.00
NIGER	77,329	0	-100.00	382,567	0	-100.00
DJIBOUTI	62,557	97,669	56.13	246,943	405,325	64.14
SWAZILAND	491,946	20,126	-95.91	1,329,335	46,202	-96.52
SOUTH AFRICA	2,100,146	1,163,628	-44.59	8,703,283	5,587,387	-35.80
ZIMBABWE	208,771	70,652	-66.16	866,102	297,147	-65.69
MAURITIUS	115,160	60,727	-47.27	566,685	249,951	-55.89
ZAIRE	0	12,600	-	0	99,351	-
VIRGIN ISLANDS (BRITISH)	27,798	0	-100.00	317,389	0	-100.00
AUSTRALIA	1,696,113	1,212,285	-28.53	5,743,730	4,368,937	-23.94
NEW ZEALAND	299,268	224,790	-24.89	1,451,704	1,137,355	-21.65
GUAM	0	334	-	0	596	-
NEW CALEDONIA	2,549	5	-99.80	10,615	15	-99.86
VANUATU	68	0	-100.00	1,538	0	-100.00
AMERICAN SAMOA	1,724	1997	15.84	9,045	12,040	33.11
COOK ISLANDS	1,485	0	-100.00	2,831	0	-100.00
FIJI	174,376	132,283	-24.14	769,375	651,563	-15.31
KIRIBATI	0	2,877	-	0	3,960	-
SAMOA	4,219	0	-100.00	22,623	0	-100.00
TONGA	569	0	-100.00	302	0	-100.00
EAST TIMOR	1,900	2,673	40.68	2,128	2,169	1.93
UNITED STATES	7,367,948	6,602,264	-10.39	35,745,163	34,920,316	-2.31
CANADA	853,666	787528	-7.75	4,540,756	5,110,807	12.55
MEXICO	1217779	2398834	96.98	6,111,475	9,066,483	48.35
GUATEMALA	115,813	97,139	-16.12	516,103	370,695	-28.17
HONDURAS	417,263	100,325	-75.96	2,260,030	665,498	-70.55
NICARAGUA	330,407	79,578	-75.92	861,911	229,395	-73.39
PANAMA	535,360	311,261	-41.86	2,456,770	1,382,578	-43.72
CUBA	1,438	0	-100.00	4,337	0	-100.00
SURINAME	2,043	0	-100.00	7,379	0	-100.00
CHILE	219255	224,883	2.57	964,098	905,320	-6.10
VENEZUELA	153919	109,930	-28.58	880,988	466,500	-47.05
ARGENTINA	955220	468,394	-50.96	3,536,469	2,191,680	-38.03
BRAZIL	698,538	647,659	-7.28	4,197,176	3,849,938	-8.27
COLOMBIA	293,696	278,921	-5.03	1,505,848	1,444,537	-4.07
BOLIVIA	447	2271	408.05	22,558	16,176	-28.29
URUGUAY	30,361	7,582	-75.03	153,008	27,042	-82.33
PARAGUAY	11920	11,965	0.38	119,208	80,551	-32.43
ECUADOR	96,443	20,466	-78.78	401,771	111,524	-72.24
PERU	224,348	162,113	-27.74	1,060,314	863,509	-18.56
GUYANA	25,784	0	-100.00	113,292	0	-100.00
TRINIDAD AND TOBAGO	6542	0	-100.00	25,493	0	-100.00
JAMAICA	19,400	33,688	73.65	107,372	183,920	71.29
PUERTO RICO	984	18	-98.17	1,207	383	-68.27
DOMINICAN REPUBLIC	103,170	127,891	23.96	551,334	714,207	29.54
EL SALVADOR	166,488	248,138	49.04	818,714	1,230,306	50.27
COSTA RICA	2,092	506	-75.81	12,801	392	-96.94
CAPE VERDE	0	979	-	0	6,389	-
FRENCH POLYNESIA	4,426	4800	8.45	65,799	61,563	-6.44
NETHERLANDS ANTILLES	12,455	5,887	-52.73	83,097	15,849	-80.93
GUADELOUPE	299	0	-100.00	639	0	-100.00
UNITED KINGDOM	3162324	2,962,073	-6.33	12,685,707	14,796,006	16.64
NETHERLANDS	3,498,003	3,750,184	7.21	13,795,772	14,323,999	3.83
FRANCE	861,285	802,162	-6.86	4,406,123	5,005,293	13.60
GERMANY, FED. REP. OF	4,671,827	4,231,202	-9.43	21,787,586	20,053,251	-7.96

TABEL 5. PERKEMBANGAN EKSPOR INDONESIA MENURUT KOMODITI DAN NEGARA TUJUAN

JENIS BARANG	BERAT BERSIH (KG)		PERUB	NILAI FOB (US \$)		PERUB
	JAN-JUN 2005	JAN-JUN 2006	%	JAN-JUN 2005	JAN-JUN 2006	%
	(1)	(2)	(3)	(4)	(5)	(6)
AUSTRIA	25,695	22,471	-12.55	195,090	203,823	4.48
BELGIUM	2,574,322	2,621,339	1.83	7,740,960	8,988,085	16.11
SWITZERLAND	104,460	3,847	-96.32	73,126	29,768	-59.29
DENMARK	43731	102,345	134.03	365,846	793,138	116.80
NORWAY	15,309	30401	98.58	65,951	138,653	110.24
SWEDEN	43,831	25,268	-42.35	401,482	147,784	-63.19
FINLAND	163,595	284,106	73.66	1,087,590	1,780,261	63.69
IRELAND	3,357	56602	1,586.09	32,598	222,952	583.94
ITALY	7,885,844	9,097,554	15.37	25,917,157	29,777,773	14.90
SPAIN	2575446	2355118	-8.55	9,258,318	8,435,646	-8.89
PORTUGAL	298,720	407,888	36.55	1,498,391	1,692,833	12.98
ICELAND	11,763	5,505	-53.20	79,325	1,855	-97.66
GREECE	549,778	368609	-32.95	2,650,314	2,128,707	-19.68
HUNGARY	272,182	345,690	27.01	1,275,146	1,654,677	29.76
POLAND	613551	723,186	17.87	3,455,647	4,382,123	26.81
ROMANIA	8913	35116	293.99	56,820	193,647	240.81
BULGARIA	362,427	46,634	-87.13	2,154,655	229,228	-89.36
BELARUS	182,895	75,562	-58.69	1,102,646	574,678	-47.88
UKRAINE	296292	250431	-15.48	1,871,167	1,577,167	-15.71
UZBEKISTAN	76452	118490	54.99	64,787	279,056	330.73
LITHUANIA	119	0	-100.00	1,601	0	-100.00
LATVIA	324	2039	529.32	8,003	24,895	211.07
ESTONIA	226	8,672	3,737.17	6,197	44,112	611.83
BOSNIA AND HERZEGOVINA	5,096	0	-100.00	23,750	0	-100.00
MALTA	0	114	-	0	423	-
SLOVAKIA	22,399	12,274	-45.20	152,728	97,593	-36.10
SLOVENIA	2,453	6,055	146.84	19,416	38,390	97.72
CZECH REPUBLIC	34,646	46,875	35.30	214,206	304,116	41.97
RUSSIA FEDERATION	41632	72,098	73.18	359,423	360,237	0.23
-TEKSTIL LAINNYA	537,857,924	604,133,965	12.32	1,144,451,000	1,266,639,895	10.68
JAPAN	43,535,786	41200351	-5.36	122,577,537	113,821,927	-7.14
HONG KONG	24,882,683	22,647,295	-8.98	53,215,464	44,998,231	-15.44
KOREA, DEMOCRATIC	1,004,863	648,912	-35.42	1,904,983	1,401,264	-26.44
KOREA, REPUBLIC OF	42,300,515	42,206,390	-0.22	90,798,684	103,101,462	13.55
TAIWAN	21,016,928	17,159,675	-18.35	37,830,655	29,058,893	-23.19
CHINA	25,554,972	24,278,874	-4.99	45,243,208	51,312,801	13.42
MONGOLIA	0	162	-	0	1,209	-
MACAU	211,191	2,166,103	925.66	509,647	5,684,521	1,015.38
PAPUA NEW GUINEA	324,768	144932	-55.37	569,929	311,816	-45.29
THAILAND	12,714,219	13,805,488	8.58	31,000,831	32,768,129	5.70
SINGAPORE	9,593,198	17,286,849	80.20	34,262,746	33,904,808	-1.04
PHILIPPINES	13,670,881	14,537,563	6.34	27,450,164	28,858,539	5.13
MALAYSIA	14,083,057	15,254,908	8.32	34,894,153	35,762,764	2.49
MYANMAR (FORM. BURMA)	36188	96087	165.52	168,531	538,702	219.65
CAMBODIA	214,459	550,904	156.88	898,586	1,703,046	89.53
BRUNEI DARUSSALAM	109,385	84,761	-22.51	227,149	187,748	-17.35
NEPAL	0	17427	-	0	23,962	-
VIET NAM	12,871,443	12,662,097	-1.63	23,802,420	23,463,791	-1.42
MALDIVES	30,234	17,178	-43.18	160,348	83,100	-48.18
INDIA	29,907,632	28,163,850	-5.83	52,940,962	42,426,050	-19.86
PAKISTAN	10,680,401	19,781,649	85.21	16,994,826	29,847,692	75.63
BANGLADESH	12564416	10859658	-13.57	28,382,785	27,322,098	-3.74
SRI LANKA	6275928	6326823	0.81	17,372,522	17,216,166	-0.90
AFGHANISTAN	18,096	10625	-41.29	76,935	21,075	-72.61
IRAN (ISLAMIC REPUBLIC)	10593659	11696213	10.41	18,093,402	19,730,594	9.05
SAUDI ARABIA	1322158	1113313	-15.80	6,548,090	4,796,699	-26.75
KUWAIT	41302	83202	101.45	289,808	508,678	75.52
JORDAN	515,998	422584	-18.10	1,021,966	842,819	-17.53
LEBANON	71,401	35,474	-50.32	230,041	124,981	-45.67
YEMEN	364615	462,890	26.95	1,327,925	1,386,436	4.41
OMAN	55,945	28,982	-48.20	128,291	80,264	-37.44
SYRIA ARAB REPUBLIC	2,493,867	2,600,669	4.28	4,321,185	4,524,691	4.71
TURKEY	33,146,982	36275968	9.44	59,713,583	67,536,365	13.10
UNITED ARAB EMIRATES	3223212	2498600	-22.48	10,907,691	11,749,468	7.72
QATAR	326	18,501	5,575.15	975	75,272	7,620.21
BAHRAIN	162583	1,164	-99.28	406,205	3,436	-99.15
CYPRUS	33,332	4,168	-87.50	166,498	13,221	-92.06
EGYPT	22,318,900	27,229,450	22.00	34,031,544	42,910,649	26.09

TABEL 5. PERKEMBANGAN EKSPOR INDONESIA MENURUT KOMODITI DAN NEGARA TUJUAN

JENIS BARANG	BERAT BERSIH (KG)		PERUB	NILAI FOB (US \$)		PERUB
	JAN-JUN 2005	JAN-JUN 2006	%	JAN-JUN 2005	JAN-JUN 2006	%
	(1)	(2)	(3)	(4)	(5)	(6)
LIBYAN ARAB JAMAHIRIYA	86,401	69,868	-19.14	129,463	94,213	-27.23
MOROCCO	1,914,530	4,744,950	147.84	2,601,614	5,577,730	114.39
TUNISIA	362,511	288,772	-20.34	659,945	592,608	-10.20
ALGERIA	1,608,320	1,515,499	-5.77	2,515,313	2,501,234	-0.56
SUDAN	49,849	111,764	124.21	64,909	249,685	284.67
ERITREA	9576	0	-100.00	31,601	0	-100.00
NAMIBIA	38	11	-71.05	91	39	-57.14
ETHIOPIA	19,800	31,200	57.58	67,551	92,736	37.28
TANZANIA, UNITED	221,800	258,951	16.75	515,555	416,958	-19.12
MADAGASCAR	235,548	142,812	-39.37	505,368	427,338	-15.44
SOMALIA	8,290	47,167	468.96	66,168	533,612	706.45
KENYA	750,030	548,790	-26.83	1,646,178	1,101,208	-33.11
REUNION	37,869	26,329	-30.47	71,286	67,336	-5.54
MOZAMBIQUE	0	24,893	-	0	40,509	-
BOTSWANA	0	6,768	-	0	15,909	-
EQUATORIAL GUINEA	0	1014	-	0	946	-
TOGO	20,182	66,200	228.02	118,498	263,137	122.06
GHANA	143036	436389	205.09	536,820	1,477,648	175.26
LIBERIA	33,548	240	-99.28	292,188	5,000	-98.29
GUINEA	29,155	55,649	90.87	73,155	132,345	80.91
ANGOLA	174	3,538	1,933.33	300	2,203	634.33
CONGO	13,994	22,687	62.12	79,013	78,385	-0.79
CAMEROON	42,823	23,471	-45.19	73,768	34,565	-53.14
NIGERIA	341877	112,920	-66.97	1,967,329	212,818	-89.18
SIERRA LEONE	0	30978	-	0	76,696	-
GABON	71,772	90431	26.00	99,031	117,870	19.02
COTE D'IVOIRE	82534	124,695	51.08	210,580	331,490	57.42
SENEGAL	50779	118614	133.59	150,880	346,379	129.57
MAURITANIA	427,811	153,724	-64.07	1,121,398	624,277	-44.33
MALI	0	4,000	-	0	2,000	-
BENIN	128,060	137,644	7.48	802,632	914,278	13.91
GAMBIA	11603	19,191	65.40	18,088	23,168	28.08
U.S. VIRGIN ISLANDS	5,898	50	-99.15	4,689	376	-91.98
SEYCHELLES	6663	8,653	29.87	22,759	15,726	-30.90
UGANDA	3	3,851	128,266.67	21	38,152	181,576.19
CENTRAL AFRICAN	0	10,808	-	0	80,819	-
NIGER	129,615	16,904	-86.96	416,550	82,212	-80.26
DJIBOUTI	1,628,571	2,258,942	38.71	3,888,651	4,944,012	27.14
SOUTH AFRICA	3,059,110	2,629,550	-14.04	6,617,476	5,740,656	-13.25
ZIMBABWE	261,681	23,707	-90.94	812,030	129,691	-84.03
ZAMBIA	42,443	8,191	-80.70	73,461	19,694	-73.19
MAURITIUS	403,630	794,725	96.89	962,630	2,515,562	161.32
RWANDA	0	23,520	-	0	32,599	-
ZAIRE	0	15,213	-	0	36,117	-
VIRGIN ISLANDS (BRITISH)	5,404	453	-91.62	43,959	2,111	-95.20
AUSTRALIA	8,162,178	7,934,309	-2.79	19,486,214	17,824,465	-8.53
NEW ZEALAND	1,642,393	1,452,668	-11.55	4,790,207	4,107,145	-14.26
MICRONESIA, FEDERATED	1,116	43	-96.15	890	98	-88.99
GUAM	4,687	6,801	45.10	78,396	24,808	-68.36
PALAU	127	34	-73.23	255	4,728	1,754.12
NEW CALEDONIA	28,908	35,120	21.49	76,422	122,426	60.20
NORTHERN MARIANA	3,394	1,883	-44.52	6,219	4,267	-31.39
SAINT VINCENT AND THE	2,469	1,332	-46.05	4,022	763	-81.03
VANUATU	7,036	13,254	88.37	12,051	10,779	-10.56
WALLIS AND FUTUNA	0	7,103	-	0	10,356	-
AMERICAN SAMOA	0	95	-	0	12,955	-
COOK ISLANDS	6144	2,684	-56.32	18,275	8,836	-51.65
FIJI	109,770	43,613	-60.27	543,631	221,574	-59.24
MARSHALL ISLANDS	0	214	-	0	525	-
SAMOA	269	0	-100.00	219	0	-100.00
SOLOMON ISLANDS	102	0	-100.00	107	0	-100.00
TONGA	49	0	-100.00	88	0	-100.00
EAST TIMOR	406888	170,535	-58.09	1,050,659	252,052	-76.01
UNITED STATES	29,111,396	45,392,440	55.93	66,019,262	102,122,695	54.69
CANADA	3,869,119	4,213,493	8.90	8,250,884	9,658,417	17.06
MEXICO	4,077,134	5,898,352	44.67	8,424,081	11,297,723	34.11
GUATEMALA	312,414	323,632	3.59	695,696	619,310	-10.98
HONDURAS	112,106	77,656	-30.73	259,481	165,659	-36.16

TABEL 5. PERKEMBANGAN EKSPOR INDONESIA MENURUT KOMODITI DAN NEGARA TUJUAN

JENIS BARANG	BERAT BERSIH (KG)		PERUB	NILAI FOB (US \$)		PERUB
	JAN-JUN 2005	JAN-JUN 2006	%	JAN-JUN 2005	JAN-JUN 2006	%
	(1)	(2)	(3)	(4)	(5)	(6)
NICARAGUA	12,600	13,302	5.57	26,040	28,675	10.12
PANAMA	215,545	275,660	27.89	456,204	551,319	20.85
CUBA	29,503	161	-99.45	40,605	3,001	-92.61
SURINAME	68,959	109,595	58.93	127,706	242,862	90.17
CHILE	1,797,086	2,537,180	41.18	3,657,756	5,411,877	47.96
VENEZUELA	5,398,087	4,390,189	-18.67	13,783,626	9,662,370	-29.90
ARGENTINA	9,004,314	10,846,641	20.46	17,392,215	22,233,435	27.84
BRAZIL	33,739,095	50,375,230	49.31	57,901,871	89,594,084	54.73
COLOMBIA	4,662,788	4,603,051	-1.28	9,669,453	9,180,561	-5.06
URUGUAY	220,551	391,511	77.51	366,093	876,520	139.43
PARAGUAY	66,329	0	-100.00	142,369	0	-100.00
ECUADOR	816,841	853,452	4.48	1,430,949	1,568,555	9.62
PERU	951,700	1,170,435	22.98	1,713,708	2,555,172	49.10
GUYANA	3,499	19,098	445.81	5,100	31,011	508.06
TRINIDAD AND TOBAGO	46,198	37,541	-18.74	65,061	58,517	-10.06
BAHAMAS	0	573	-	0	735	-
JAMAICA	221,169	201,057	-9.09	331,564	319,296	-3.70
PUERTO RICO	3170	1025	-67.67	11,439	10,437	-8.76
BELIZE	4,033	279	-93.08	8,509	1,027	-87.93
DOMINICAN REPUBLIC	237,637	155,608	-34.52	390,346	465,762	19.32
EL SALVADOR	501,223	378,821	-24.42	852,659	678,467	-20.43
COSTA RICA	310,293	111,352	-64.11	1,115,765	170,050	-84.76
HAITI	20855	58,473	180.38	33,342	81,130	143.33
BARBADOS	49	390	695.92	547	2,451	348.08
ANTIGUA AND BARBUDA	24	0	-100.00	89	0	-100.00
ANGUILLA	1139	0	-100.00	4,953	0	-100.00
ARUBA	14	0	-100.00	163	0	-100.00
BERMUDA	610	755	23.77	3,864	4,915	27.20
CAYMAN ISLANDS	103	0	-100.00	122	0	-100.00
FRENCH GUIANA	1,810	2,235	23.48	2,492	3,140	26.00
FRENCH POLYNESIA	52,487	50,760	-3.29	133,522	149,167	11.72
GRENADA	0	21,423	-	0	47,023	-
MARTINIQUE	3945	8,651	119.29	9,791	28,428	190.35
NETHERLANDS ANTILLES	33,734	16,250	-51.83	30,945	48,287	56.04
SAINT LUCIA	4,828	0	-100.00	19,350	0	-100.00
TURKS AND CAICOS	11	417	3,690.91	16	120	650.00
GUADELOUPE	8,074	10,277	27.29	23,563	37,639	59.74
SAINT KITTS AND NEVIS	329	2,234	579.03	3,113	3,144	1.00
UNITED KINGDOM	4,987,130	4,803,207	-3.69	11,134,758	11,306,055	1.54
NETHERLANDS	1,935,309	2415045	24.79	4,590,854	5,857,238	27.58
FRANCE	715,030	769,362	7.60	2,781,725	3,353,004	20.54
GERMANY, FED. REP. OF	8,619,194	11,156,980	29.44	21,586,264	28,143,862	30.38
AUSTRIA	19321	70683	265.84	80,594	204,567	153.82
BELGIUM	10,403,010	12,131,780	16.62	21,419,605	24,455,248	14.17
SWITZERLAND	69,870	231,801	231.76	251,779	474,358	88.40
LUXEMBOURG	0	129	-	0	442	-
MONACO	0	177	-	0	3,049	-
DENMARK	347,776	369,482	6.24	1,256,041	1,633,166	30.02
NORWAY	110,040	45,600	-58.56	667,632	372,040	-44.27
SWEDEN	736442	1245702	69.15	4,053,208	7,562,378	86.58
FINLAND	459,674	171,022	-62.79	814,029	397,795	-51.13
IRELAND	91,003	3,659	-95.98	338,251	25,772	-92.38
ITALY	14,743,483	19,798,639	34.29	28,572,275	38,464,354	34.62
SPAIN	11,445,985	10,944,597	-4.38	23,691,148	22,924,606	-3.24
PORTUGAL	1,363,703	2,467,225	80.92	3,390,563	6,118,674	80.46
ICELAND	19,590	946	-95.17	30,825	319	-98.97
GREECE	2,953,148	3021657	2.32	6,398,433	7,206,419	12.63
VATICAN CITY STATE (HOLY)	150	0	-100.00	20	0	-100.00
CZECHOSLOVAKIA	35475	445	-98.75	63,489	2,554	-95.98
HUNGARY	1,372,865	953,576	-30.54	2,448,065	1,918,131	-21.65
POLAND	2,627,170	2,113,650	-19.55	4,722,650	4,265,337	-9.68
ROMANIA	142,924	146,533	2.53	306,397	272,227	-11.15
BULGARIA	1,252	27,678	2,110.70	2,952	45,207	1,431.40
YUGOSLAVIA	58	4,184	7,113.79	2,146	8,629	302.10
AZERBAIJAN	1721	0	-100.00	17,820	0	-100.00
KAZAKHSTAN	11,822	0	-100.00	116,901	0	-100.00
UKRAINE	14	64,257	458,878.57	51	175,711	344,431.37
UZBEKISTAN	0	190	-	0	240	-

TABEL 5. PERKEMBANGAN EKSPOR INDONESIA MENURUT KOMODITI DAN NEGARA TUJUAN

JENIS BARANG	BERAT BERSIH (KG)		PERUB	NILAI FOB (US \$)		PERUB
	JAN-JUN 2005	JAN-JUN 2006	%	JAN-JUN 2005	JAN-JUN 2006	%
	(1)	(2)	(3)	(4)	(5)	(6)
LITHUANIA	62,481	870,729	1,293.59	135,915	1,412,761	939.44
LATVIA	3,517	32,549	825.48	10,485	131,923	1,158.21
ESTONIA	25,526	24,796	-2.86	66,547	87,918	32.11
GEORGIA	0	4316	-	0	2,879	-
CROATIA	6,635	5,498	-17.14	17,217	8,495	-50.66
BOSNIA AND HERZEGOVINA	0	1,970	-	0	6,091	-
MALTA	2,890	8,423	191.45	18,672	63,033	237.58
SLOVAKIA	2,536	255,265	9,965.65	2,347	407,185	17,249.17
SLOVENIA	15818	60,904	285.03	35,241	69,032	95.89
CZECH REPUBLIC	8,741	176,602	1,920.39	15,490	282,423	1,723.26
RUSSIA FEDERATION	29,839	122,355	310.05	207,425	362,601	74.81
-BARANG DARI KARET	201007270	219500865	9.20	464,547,959	583,311,706	25.57
JAPAN	34,320,195	40,853,760	19.04	89,426,752	113,857,957	27.32
HONG KONG	2,541,183	3,117,323	22.67	7,717,757	12,345,145	59.96
KOREA, REPUBLIC OF	2,235,562	2,254,412	0.84	4,500,762	5,248,907	16.62
TAIWAN	2,905,190	2,442,109	-15.94	5,945,070	6,557,843	10.31
CHINA	2,298,408	2,627,788	14.33	3,957,798	5,787,944	46.24
PAPUA NEW GUINEA	1,335,446	1,234,746	-7.54	2,611,053	2,831,848	8.46
THAILAND	4,276,722	4,407,291	3.05	12,406,781	14,088,580	13.56
SINGAPORE	5,552,740	4190226	-24.54	23,734,690	27,309,260	15.06
PHILIPPINES	6,482,400	6,824,824	5.28	10,549,416	10,867,759	3.02
MALAYSIA	10,853,775	8,204,179	-24.41	12,016,508	17,566,535	46.19
MYANMAR (FORM. BURMA)	338,825	420,095	23.99	814,184	923,460	13.42
CAMBODIA	108,490	252,401	132.65	226,462	591,250	161.08
BRUNEI DARUSSALAM	229,271	196,392	-14.34	386,961	398,557	3.00
LAO PEOPLE'S	36,282	38,314	5.60	77,123	92,241	19.60
NEPAL	23,237	30,759	32.37	57,831	69,142	19.56
VIET NAM	2,342,057	1,709,155	-27.02	4,593,190	4,410,702	-3.97
MALDIVES	907	6890	659.65	2,205	19,822	798.96
INDIA	321,527	518,000	61.11	1,058,258	1,264,403	19.48
PAKISTAN	1,229,574	1,643,279	33.65	2,496,863	3,645,135	45.99
BANGLADESH	988,829	1,121,799	13.45	1,791,357	2,402,237	34.10
SRI LANKA	1,382,733	1175007	-15.02	2,675,443	2,603,747	-2.68
AFGHANISTAN	161247	45,658	-71.68	306,593	117,501	-61.68
IRAQ	13270	248,111	1,769.71	30,400	594,425	1,855.35
IRAN (ISLAMIC REPUBLIC	1,733,849	2,112,281	21.83	3,504,036	5,010,800	43.00
SAUDI ARABIA	9,178,571	11,159,809	21.59	17,832,503	25,744,215	44.37
KUWAIT	416520	293,284	-29.59	880,377	691,484	-21.46
JORDAN	1081165	961,293	-11.09	1,821,054	1,980,216	8.74
LEBANON	461,590	475,864	3.09	995,153	1,168,166	17.39
YEMEN	1,817,222	2,641,922	45.38	3,614,878	6,249,342	72.88
OMAN	315,700	387269	22.67	680,556	930,331	36.70
SYRIA ARAB REPUBLIC	1,195,886	841,835	-29.61	2,478,189	1,848,350	-25.42
TURKEY	2,427,745	2,077,000	-14.45	4,803,750	5,379,517	11.99
UNITED ARAB EMIRATES	10,142,967	11,015,119	8.60	22,440,365	27,078,530	20.67
QATAR	167,736	246,841	47.16	401,439	595,615	48.37
BAHRAIN	150984	125,320	-17.00	343,219	321,303	-6.39
CYPRUS	67,750	110,510	63.11	174,333	292,376	67.71
EGYPT	6351564	6,798,747	7.04	11,671,303	14,442,634	23.74
LIBYAN ARAB JAMAHIRIYA	1,301,107	1,187,255	-8.75	2,969,746	3,010,799	1.38
MOROCCO	151,538	189,192	24.85	418,435	490,946	17.33
TUNISIA	42149	30,440	-27.78	95,698	76,741	-19.81
ALGERIA	245,044	309187	26.18	544,143	771,659	41.81
SUDAN	259,696	424,434	63.43	564,552	1,035,833	83.48
ERITREA	24,909	0	-100.00	53,471	0	-100.00
NAMIBIA	0	14	-	0	48	-
ETHIOPIA	63998	0	-100.00	120,551	0	-100.00
TANZANIA, UNITED	130,704	60,621	-53.62	251,021	135,555	-46.00
MADAGASCAR	269	0	-100.00	1,250	0	-100.00
KENYA	74,148	53,882	-27.33	154,445	123,225	-20.21
REUNION	55,122	28,550	-48.21	141,689	92,844	-34.47
MOZAMBIQUE	12,505	14,208	13.62	17,523	34,625	97.60
BOTSWANA	223408	67,320	-69.87	564,252	160,875	-71.49
TOGO	20,294	5210	-74.33	47,025	10,085	-78.55
GHANA	207,455	361,650	74.33	290,564	523,382	80.13
GUINEA	34,249	750	-97.81	75,815	1,500	-98.02
ANGOLA	306	70,317	22,879.41	525	177,114	33,636.00
CONGO	19,514	0	-100.00	115,200	0	-100.00

TABEL 5. PERKEMBANGAN EKSPOR INDONESIA MENURUT KOMODITI DAN NEGARA TUJUAN

JENIS BARANG	BERAT BERSIH (KG)		PERUB	NILAI FOB (US \$)		PERUB
	JAN-JUN 2005	JAN-JUN 2006	%	JAN-JUN 2005	JAN-JUN 2006	%
	(1)	(2)	(3)	(4)	(5)	(6)
CAMEROON	35,658	17,183	-51.81	54,538	39,133	-28.25
NIGERIA	1330607	978,740	-26.44	2,742,657	2,031,474	-25.93
COTE D'IVOIRE	23,959	44,569	86.02	31,067	103,008	231.57
SENEGAL	57047	20,201	-64.59	101,510	44,909	-55.76
BENIN	0	27,655	-	0	72,469	-
SEYCHELLES	400	5,465	1,266.25	818	14,370	1,656.72
UGANDA	38238	65136	70.34	60,935	142,873	134.47
DJIBOUTI	315,367	425,607	34.96	644,024	994,444	54.41
SOUTH AFRICA	705,596	555,203	-21.31	1,768,336	1,355,853	-23.33
ZIMBABWE	11573	0	-100.00	23,475	0	-100.00
MALAWI	147,639	11,013	-92.54	295,264	27,720	-90.61
BURUNDI	0	14,691	-	0	35,531	-
MAURITIUS	234,692	100,288	-57.27	445,108	247,842	-44.32
RWANDA	63,289	0	-100.00	109,162	0	-100.00
AUSTRALIA	3,534,290	2,547,075	-27.93	8,087,679	6,478,162	-19.90
NEW ZEALAND	839,660	946,963	12.78	1,930,246	2,428,873	25.83
MICRONESIA, FEDERATED	710	14	-98.03	222	57	-74.32
NEW CALEDONIA	7,044	9,891	40.42	15,161	30,824	103.31
VANUATU	8,207	3,983	-51.47	18,348	9,530	-48.06
AMERICAN SAMOA	5,873	14,198	141.75	45,374	43,241	-4.70
COOK ISLANDS	0	7934	-	0	2,824	-
FIJI	273740	107230	-60.83	531,426	248,536	-53.23
SAMOA	42052	64768	54.02	87,050	175,248	101.32
SOLOMON ISLANDS	0	650	-	0	9,818	-
EAST TIMOR	109,281	62,834	-42.50	160,117	64,226	-59.89
UNITED STATES	34,371,199	42,459,576	23.53	80,530,050	112,247,678	39.39
CANADA	1,136,592	713,365	-37.24	2,154,761	1,559,800	-27.61
MEXICO	504,479	663,202	31.46	1,024,233	1,577,389	54.01
GUATEMALA	192999	169251	-12.30	394,141	433,126	9.89
HONDURAS	177,173	252122	42.30	269,664	505,481	87.45
NICARAGUA	21,622	0	-100.00	222,936	0	-100.00
PANAMA	154,706	98,052	-36.62	316,802	216,292	-31.73
SURINAME	6879	12,100	75.90	14,265	26,925	88.75
CHILE	22,217	98,245	342.21	51,333	142,272	177.16
VENEZUELA	882,338	39,852	-95.48	1,820,629	124,825	-93.14
ARGENTINA	186,914	165,709	-11.34	688,073	466,857	-32.15
BRAZIL	648,416	669,873	3.31	1,166,093	1,370,120	17.50
COLOMBIA	411,104	356,317	-13.33	823,386	895,872	8.80
BOLIVIA	0	8,234	-	0	23,920	-
URUGUAY	53,218	41,749	-21.55	108,194	99,416	-8.11
PARAGUAY	0	12,711	-	0	29,197	-
ECUADOR	57,849	20,888	-63.89	150,742	49,013	-67.49
PERU	212,189	248,609	17.16	449,776	552,613	22.86
TRINIDAD AND TOBAGO	93,521	24,035	-74.30	245,486	90,608	-63.09
JAMAICA	442,010	481,301	8.89	892,785	1,170,960	31.16
PUERTO RICO	34,395	21,158	-38.49	70,565	56,367	-20.12
DOMINICAN REPUBLIC	201,178	270,528	34.47	409,123	657,158	60.63
EL SALVADOR	37,160	26634	-28.33	86,680	49,943	-42.38
COSTA RICA	2,965	254,110	8,470.32	14,002	588,851	4,105.48
HAITI	12132	13,965	15.11	30,485	35,174	15.38
BARBADOS	9,822	9,025	-8.11	21,960	23,554	7.26
DOMINICA	57,393	82,129	43.10	113,425	196,497	73.24
FRENCH POLYNESIA	5,408	4,130	-23.63	13,915	10,197	-26.72
MARTINIQUE	0	20,372	-	0	75,559	-
NETHERLANDS ANTILLES	0	1488	-	0	25,551	-
GUADELOUPE	0	2	-	0	25	-
UNITED KINGDOM	9,149,855	8,145,183	-10.98	22,416,523	21,809,682	-2.71
NETHERLANDS	2,604,040	3376849	29.68	6,459,586	7,789,928	20.59
FRANCE	1262269	1,261,999	-0.02	3,061,501	3,353,957	9.55
GERMANY, FED. REP. OF	4548659	8,555,092	88.08	17,163,334	29,392,311	71.25
AUSTRIA	36,862	75373	104.47	144,231	218,319	51.37
BELGIUM	3,713,659	5477396	47.49	8,307,775	13,737,785	65.36
SWITZERLAND	17,000	24,023	41.31	43,938	69,193	57.48
LUXEMBOURG	11208	26	-99.77	36,948	139	-99.62
DENMARK	644,067	584021	-9.32	1,311,779	1,298,444	-1.02
NORWAY	505,201	489,988	-3.01	1,437,747	1,395,010	-2.97
SWEDEN	725,128	676431	-6.72	2,029,503	2,054,749	1.24
FINLAND	829,858	651,152	-21.53	2,059,612	1,674,300	-18.71

TABEL 5. PERKEMBANGAN EKSPOR INDONESIA MENURUT KOMODITI DAN NEGARA TUJUAN

JENIS BARANG	BERAT BERSIH (KG)		PERUB	NILAI FOB (US \$)		PERUB
	JAN-JUN 2005	JAN-JUN 2006	%	JAN-JUN 2005	JAN-JUN 2006	%
	(1)	(2)	(3)	(4)	(5)	(6)
IRELAND	349,185	279,824	-19.86	817,670	740,939	-9.38
ITALY	6,489,937	6,064,557	-6.55	14,605,311	16,278,063	11.45
SPAIN	1,715,033	1,798,158	4.85	3,980,560	4,830,486	21.35
PORTUGAL	825,972	901,990	9.20	2,117,144	2,623,996	23.94
ICELAND	2,364	0	-100.00	6,795	0	-100.00
GREECE	199,002	397,090	99.54	461,209	1,091,364	136.63
HUNGARY	57,534	145,102	152.20	120,383	556,124	361.96
POLAND	463,367	537,848	16.07	1,149,676	1,591,293	38.41
ROMANIA	14,333	55	-99.62	37,575	40	-99.89
BULGARIA	152	73,560	48,294.74	500	120,324	23,964.80
ALBANIA	0	12,667	-	0	21,180	-
ARMENIA	12,465	62,151	398.60	29,721	159,874	437.92
AZERBAIJAN	66,991	41,536	-38.00	149,630	99,367	-33.59
KAZAKHSTAN	0	10,305	-	0	25,262	-
KYRGYZSTAN	0	39,963	-	0	96,094	-
TURKMENISTAN	59,072	40390	-31.63	135,127	102,520	-24.13
UKRAINE	29,900	36,048	20.56	69,194	80,753	16.71
UZBEKISTAN	11,877	0	-100.00	27,231	0	-100.00
LITHUANIA	56,922	71,996	26.48	139,614	183,009	31.08
LATVIA	119,570	280,227	134.36	227,287	607,314	167.20
ESTONIA	7201	12,181	69.16	15,783	39,120	147.86
GEORGIA	40,976	59,494	45.19	91,936	144,633	57.32
CROATIA	110	9,997	8,988.18	399	24,207	5,966.92
MALTA	49,204	54,193	10.14	118,957	144,471	21.45
SLOVAKIA	0	8,643	-	0	24,125	-
SLOVENIA	87,704	19,329	-77.96	238,270	57,455	-75.89
CZECH REPUBLIC	13,357	42,143	215.51	232,944	154,677	-33.60
REP. OF MACEDONIA	0	19,499	-	0	44,600	-
FAEROE ISLANDS	12,559	0	-100.00	6,096	0	-100.00
RUSSIA FEDERATION	200,343	281,721	40.62	609,932	801,884	31.47
-SHEET	176,303,566	165,721,809	-6.00	208,350,953	300,228,641	44.10
JAPAN	47,290,348	39,321,471	-16.85	55,478,235	68,664,923	23.77
HONG KONG	0	654353	-	0	1,270,143	-
KOREA, REPUBLIC OF	9,859,540	4,032,140	-59.10	11,568,932	7,566,772	-34.59
TAIWAN	1,258,956	3,450,653	174.09	1,511,273	6,562,762	334.25
CHINA	17237248	24,304,900	41.00	20,316,187	44,530,869	119.19
THAILAND	0	17,500	-	0	21,000	-
SINGAPORE	4,020,197	8,065,178	100.62	5,217,576	17,043,520	226.66
PHILIPPINES	907,200	2,267,373	149.93	1,086,496	4,276,734	293.63
MALAYSIA	0	387159	-	0	768,365	-
MYANMAR (FORM. BURMA)	100800	0	-100.00	114,408	0	-100.00
VIET NAM	54,918	1644538	2,894.53	71,668	3,162,506	4,312.72
INDIA	2,241,184	1,488,060	-33.60	2,682,471	2,837,238	5.77
PAKISTAN	354,306	537,600	51.73	405,442	952,612	134.96
SRI LANKA	512064	40,320	-92.13	641,794	61,690	-90.39
IRAN (ISLAMIC REPUBLIC)	826559	313,290	-62.10	975,865	610,634	-37.43
JORDAN	0	100800	-	0	186,480	-
TURKEY	1,011,107	628798	-37.81	1,196,037	1,122,218	-6.17
EGYPT	0	1270080	-	0	2,370,426	-
KENYA	233760	282,240	20.74	278,576	516,660	85.46
SAINT HELENA	0	91530	-	0	194,044	-
SOUTH AFRICA	6248639	4150079	-33.58	7,306,408	7,500,241	2.65
MAURITIUS	0	590	-	0	1,026	-
AUSTRALIA	2,439,360	1028159	-57.85	2,856,408	1,893,804	-33.70
NEW ZEALAND	1774080	342799	-80.68	2,088,941	622,835	-70.18
NEW CALEDONIA	1	0	-100.00	5	0	-100.00
UNITED STATES	16299010	18278944	12.15	20,110,377	33,126,542	64.72
CANADA	5,792,950	5349497	-7.66	6,804,482	9,654,632	41.89
MEXICO	3790081	1,834,499	-51.60	4,417,499	3,251,976	-26.38
CHILE	849240	664758	-21.72	991,425	1,237,187	24.79
VENEZUELA	3346560	2,358,720	-29.52	3,913,813	4,149,229	6.02
ARGENTINA	1935360	383040	-80.21	2,247,657	668,758	-70.25
BRAZIL	2450242	958146	-60.90	2,891,550	1,635,555	-43.44
COLOMBIA	2,197,440	141,120	-93.58	2,561,650	257,040	-89.97
PERU	582976	175,877	-69.83	689,810	320,254	-53.57
COSTA RICA	766,080	120,960	-84.21	911,895	219,240	-75.96
FRENCH POLYNESIA	46	0	-100.00	168	0	-100.00
MARTINIQUE	0	64	-	0	303	-

TABEL 5. PERKEMBANGAN EKSPOR INDONESIA MENURUT KOMODITI DAN NEGARA TUJUAN

JENIS BARANG	BERAT BERSIH (KG)		PERUB	NILAI FOB (US \$)		PERUB
	JAN-JUN 2005	JAN-JUN 2006	%	JAN-JUN 2005	JAN-JUN 2006	%
(1)	(2)	(3)	(4)	(5)	(6)	(7)
GUADELOUPE	0	2	-	0	25	-
UNITED KINGDOM	4,899,389	4,849,078	-1.03	5,708,599	8,493,788	48.79
NETHERLANDS	6,528,238	5,121,321	-21.55	7,531,792	9,107,693	20.92
FRANCE	2670143	987,883	-63.00	3,145,274	1,842,235	-41.43
GERMANY, FED. REP. OF	1,711,247	3353501	95.97	2,085,713	6,279,676	201.08
BELGIUM	11,273,382	11119840	-1.36	13,049,721	19,573,619	49.99
SWITZERLAND	2	0	-100.00	55	0	-100.00
LUXEMBOURG	241,920	0	-100.00	280,627	0	-100.00
ITALY	802620	1,044,540	30.14	957,799	1,256,907	31.23
SPAIN	672,434	3,026,906	350.14	794,575	5,460,566	587.23
GREECE	0	322,560	-	0	678,030	-
HUNGARY	128,520	42,840	-66.67	153,606	76,041	-50.50
POLAND	7,751,298	7,609,439	-1.83	9,031,475	13,192,753	46.08
ROMANIA	428,400	189,000	-55.88	502,615	341,233	-32.11
BELARUS	0	16,850	-	0	12,562	-
UKRAINE	1156065	1,537,696	33.01	1,375,033	3,068,544	123.16
GEORGIA	38,400	0	-100.00	50,592	0	-100.00
SLOVENIA	2,280,978	539880	-76.33	2,706,264	992,325	-63.33
CZECH REPUBLIC	0	20,160	-	0	42,134	-
RUSSIA FEDERATION	1340278	1255078	-6.36	1,640,165	2,552,292	55.61
-CRUMB RUBBER	835794384	969,192,034	15.96	981,924,390	1,724,054,002	75.58
JAPAN	80,174,701	132,860,778	65.71	92,941,579	233,188,928	150.90
HONG KONG	221,760	582,612	162.72	272,069	1,176,102	332.28
KOREA, REPUBLIC OF	28,163,640	33013479	17.22	32,473,600	59,455,267	83.09
TAIWAN	3,990,183	5,679,823	42.34	4,703,955	10,025,071	113.12
CHINA	82,646,820	131,769,745	59.44	97,460,268	238,918,868	145.14
MONGOLIA	0	100,800	-	0	192,598	-
SINGAPORE	56,579,243	61,795,087	9.22	65,105,785	110,271,274	69.37
PHILIPPINES	151,200	0	-100.00	179,247	0	-100.00
MALAYSIA	1,169,165	996,505	-14.77	1,192,764	1,730,915	45.12
VIET NAM	604,800	15,975,011	2,541.37	717,331	30,046,427	4,088.64
INDIA	10,788,270	16,269,120	50.80	12,563,445	30,416,743	142.11
PAKISTAN	2,499,840	2,560,508	2.43	2,939,801	4,425,934	50.55
SRI LANKA	1,324,857	322,560	-75.65	1,520,816	580,025	-61.86
IRAN (ISLAMIC REPUBLIC)	624960	3,205,438	412.90	734,699	5,684,356	673.70
SAUDI ARABIA	60,480	0	-100.00	68,916	0	-100.00
TURKEY	13,438,654	11991940	-10.77	16,052,065	21,889,963	36.37
UNITED ARAB EMIRATES	60480	80640	33.33	80,741	143,942	78.28
EGYPT	120,960	0	-100.00	164,506	0	-100.00
TUNISIA	0	483,840	-	0	811,302	-
ALGERIA	0	149,940	-	0	262,891	-
ETHIOPIA	302400	0	-100.00	356,398	0	-100.00
TANZANIA, UNITED	100,800	0	-100.00	118,613	0	-100.00
KENYA	544,319	201,600	-62.96	635,223	328,457	-48.29
MAURITANIA	0	120,960	-	0	201,049	-
DJIBOUTI	1,108,800	0	-100.00	1,331,668	0	-100.00
SOUTH AFRICA	10,143,953	11,033,278	8.77	12,118,364	19,872,968	63.99
ZIMBABWE	40,320	0	-100.00	48,666	0	-100.00
AUSTRALIA	5060104	6,531,839	29.09	5,847,974	11,216,800	91.81
NEW ZEALAND	887,040	1,857,718	109.43	1,064,313	3,282,643	208.43
EAST TIMOR	60,480	42,840	-29.17	81,043	68,944	-14.93
UNITED STATES	326,752,953	303802586	-7.02	383,264,416	528,640,692	37.93
CANADA	29648590	26,971,691	-9.03	35,175,433	47,362,330	34.65
OTH NORTH AMERICA	342720	0	-100.00	387,273	0	-100.00
MEXICO	11,208,959	12,313,280	9.85	13,259,550	21,808,785	64.48
CHILE	4798077	4,525,956	-5.67	5,529,660	7,743,963	40.04
VENEZUELA	5,684,620	4,797,920	-15.60	6,674,385	8,504,306	27.42
ARGENTINA	8,274,860	13,727,106	65.89	9,672,242	24,600,281	154.34
BRAZIL	25693005	20,037,113	-22.01	30,477,569	36,627,775	20.18
COLOMBIA	8608321	9,816,084	14.03	10,293,318	17,609,518	71.08
ECUADOR	2459528	2,278,080	-7.38	2,732,570	4,072,091	49.02
PERU	2176549	1,982,400	-8.92	2,553,019	3,471,356	35.97
DOMINICAN REPUBLIC	0	80640	-	0	154,224	-
COSTA RICA	181,440	439,116	142.02	213,664	746,600	249.43
NORFOLK ISLANDS	200,600	0	-100.00	231,113	0	-100.00
UNITED KINGDOM	3,869,100	5,645,551	45.91	4,558,998	10,083,497	121.18
NETHERLANDS	8567558	13100515	52.91	10,009,664	23,857,032	138.34
FRANCE	14,951,853	17,552,511	17.39	17,302,172	31,825,903	83.94

TABEL 5. PERKEMBANGAN EKSPOR INDONESIA MENURUT KOMODITI DAN NEGARA TUJUAN

JENIS BARANG	BERAT BERSIH (KG)		PERUB	NILAI FOB (US \$)		PERUB
	JAN-JUN 2005	JAN-JUN 2006	%	JAN-JUN 2005	JAN-JUN 2006	%
	(1)	(2)	(3)	(4)	(5)	(6)
GERMANY, FED. REP. OF	33294169	36750137	10.38	39,449,007	67,233,027	70.43
AUSTRIA	0	120,960	-	0	193,330	-
BELGIUM	3170760	4352646	37.27	3,676,138	7,893,106	114.71
LUXEMBOURG	2116800	4294080	102.86	2,656,053	8,466,841	218.78
SWEDEN	786,240	685,440	-12.82	952,195	1,263,617	32.71
IRELAND	85,680	278,460	225.00	103,554	491,438	374.57
ITALY	8,870,399	9,786,420	10.33	10,731,501	17,747,369	65.38
SPAIN	10952617	16814700	53.52	12,675,545	30,427,398	140.05
PORTUGAL	0	100,800	-	0	173,621	-
GREECE	1431360	866880	-39.44	1,787,491	1,445,307	-19.14
HUNGARY	1246248	1048320	-15.88	1,481,305	1,887,470	27.42
POLAND	7,036,758	6,647,435	-5.53	7,955,145	12,250,501	53.99
ROMANIA	4,004,280	4214698	5.25	4,680,841	7,766,124	65.91
BULGARIA	20160	0	-100.00	24,293	0	-100.00
YUGOSLAVIA	262080	40,320	-84.62	313,447	63,778	-79.65
UKRAINE	1149117	109836	-90.44	1,347,195	218,024	-83.82
SLOVAKIA	0	1,260	-	0	2,375	-
SLOVENIA	6,550,600	7,452,720	13.77	10,320,362	13,352,183	29.38
CZECH REPUBLIC	0	20,160	-	0	47,578	-
RUSSIA FEDERATION	530,154	910,152	71.68	661,423	1,831,095	176.84
-CREPE	5,330,998	2,664,744	-50.01	6,298,972	4,872,566	-22.65
JAPAN	323	0	-100.00	11,333	0	-100.00
HONG KONG	7	0	-100.00	129	0	-100.00
KOREA, REPUBLIC OF	36216	2	-99.99	56,520	2	-100.00
TAIWAN	786,240	141,120	-82.05	928,673	281,090	-69.73
CHINA	3286079	1,632,960	-50.31	3,918,653	3,058,539	-21.95
SINGAPORE	232	2,551	999.57	1,250	1,824	45.92
VIET NAM	269	60,959	22,561.34	1,881	108,135	5,648.80
INDIA	100800	0	-100.00	120,960	0	-100.00
PAKISTAN	80640	0	-100.00	93,950	0	-100.00
SRI LANKA	100800	0	-100.00	117,855	0	-100.00
SOUTH AFRICA	0	423,360	-	0	699,956	-
AUSTRALIA	181,450	152	-99.92	217,421	2,120	-99.02
NEW CALEDONIA	0	100	-	0	169	-
UNITED STATES	388,203	262,080	-32.49	457,538	451,584	-1.30
CANADA	161314	20	-99.99	201,698	53	-99.97
FRENCH POLYNESIA	29	1	-96.55	36	25	-30.56
GUADELOUPE	4	0	-100.00	100	0	-100.00
UNITED KINGDOM	11	3	-72.73	291	62	-78.69
NETHERLANDS	0	3	-	0	32	-
FRANCE	86008	78	-99.91	104,369	164	-99.84
GERMANY, FED. REP. OF	12000	0	-100.00	14,040	0	-100.00
BELGIUM	8	40,320	503,900.00	241	77,112	31,896.68
DENMARK	0	154	-	0	334	-
ITALY	7	100800	1,439,900.00	16	191,016	1,193,750.00
SPAIN	52	28	-46.15	510	162	-68.24
PORTUGAL	306	53	-82.68	2,008	187	-90.69
RUSSIA FEDERATION	110000	0	-100.00	49,500	0	-100.00
-BUNGKIL KELAPA	178,655,372	153,852,711	-13.88	13,719,977	8,844,662	-35.53
JAPAN	135000	324000	140.00	10,795	52,725	388.42
KOREA, REPUBLIC OF	102,078,525	69392588	-32.02	7,485,272	3,329,701	-55.52
TAIWAN	3050000	283718	-90.70	228,750	27,427	-88.01
CHINA	0	19663460	-	0	1,136,514	-
PHILIPPINES	0	2,000	-	0	1,500	-
MALAYSIA	236,986	65,000	-72.57	32,218	2,582	-91.99
VIET NAM	2,342,000	11,470,198	389.76	445,480	614,111	37.85
INDIA	42,807,774	12,153,200	-71.61	3,338,597	769,425	-76.95
PAKISTAN	0	634550	-	0	103,205	-
MADAGASCAR	72520	0	-100.00	31,909	0	-100.00
AUSTRALIA	36475	0	-100.00	2,371	0	-100.00
NEW ZEALAND	0	2,640,000	-	0	207,240	-
NETHERLANDS	25308092	32952479	30.21	1,958,195	2,287,434	16.81
FRANCE	0	18400	-	0	14,806	-
GERMANY, FED. REP. OF	2,588,000	4,150,000	60.36	186,390	270,150	44.94
GREECE	0	103,118	-	0	27,842	-
-DEDAK/BEKATUL	153,093,476	171,072,092	11.74	14,259,583	16,037,461	12.47
JAPAN	13,193,340	24,407,631	85.00	1,152,168	2,004,835	74.01
KOREA, REPUBLIC OF	116,254,030	113,996,905	-1.94	10,915,283	10,724,328	-1.75

TABEL 5. PERKEMBANGAN EKSPOR INDONESIA MENURUT KOMODITI DAN NEGARA TUJUAN

JENIS BARANG	BERAT BERSIH (KG)		PERUB	NILAI FOB (US \$)		PERUB
	JAN-JUN 2005	JAN-JUN 2006	%	JAN-JUN 2005	JAN-JUN 2006	%
(1)	(2)	(3)	(4)	(5)	(6)	(7)
TAIWAN	57,847	3,547,960	6,033.35	3,030	320,656	10,482.71
THAILAND	0	506,000	-	0	70,215	-
PHILIPPINES	1,500	10,549,999	703,233.27	615	994,250	161,566.67
MALAYSIA	1,387,315	22,417	-98.38	186,869	3,811	-97.96
VIET NAM	22,199,218	17,924,900	-19.25	2,000,168	1,907,415	-4.64
GERMANY, FED. REP. OF	226	0	-100.00	1,450	0	-100.00
SWITZERLAND	0	116,280	-	0	11,951	-
-LAINNYA	738,947,072	917,375,083	24.15	36,320,450	54,082,540	48.90
JAPAN	13,365,490	9459453	-29.22	2,548,082	2,306,350	-9.49
HONG KONG	22,000	284	-98.71	8,493	6,573	-22.61
KOREA, REPUBLIC OF	151130299	90677998	-40.00	5,896,293	4,691,153	-20.44
TAIWAN	1,362,452	1,057,710	-22.37	85,335	160,357	87.91
CHINA	371,740	105,014	-71.75	140,267	10,823	-92.28
THAILAND	975,395	48,532,826	4,875.71	338,517	2,307,542	581.66
SINGAPORE	28,040,167	91,135	-99.67	975,891	153,761	-84.24
PHILIPPINES	6,438,637	8064250	25.25	238,312	418,677	75.68
MALAYSIA	1,425,924	3,922,987	175.12	452,425	1,954,218	331.94
BRUNEI DARUSSALAM	2,458	1400	-43.04	4,459	13,774	208.90
VIET NAM	25,584,098	37428295	46.30	1,761,502	2,226,912	26.42
INDIA	2,270,610	2,099,099	-7.55	1,128,227	888,666	-21.23
PAKISTAN	0	267,805	-	0	54,806	-
BANGLADESH	1260250	2302000	82.66	473,140	794,460	67.91
SRI LANKA	84,000	0	-100.00	11,760	0	-100.00
SAUDI ARABIA	1	750	74,900.00	27	503	1,762.96
JORDAN	39000	0	-100.00	32,760	0	-100.00
UNITED ARAB EMIRATES	26,000	0	-100.00	24,830	0	-100.00
BAHRAIN	0	13000	-	0	9,225	-
EGYPT	272,000	511,320	87.99	250,760	102,264	-59.22
TUNISIA	0	2074250	-	0	82,970	-
NIGERIA	245600	600,000	144.30	123,344	303,000	145.65
SOUTH AFRICA	104000	286,000	175.00	99,845	244,142	144.52
AUSTRALIA	4,530,317	2,300,200	-49.23	1,059,525	499,141	-52.89
EAST TIMOR	61099	15	-99.98	7,255	6	-99.92
UNITED STATES	6,271	52,452	736.42	109,796	148,784	35.51
CHILE	12,250	0	-100.00	10,596	0	-100.00
BRAZIL	53216	0	-100.00	62,843	0	-100.00
BOLIVIA	3	0	-100.00	50	0	-100.00
UNITED KINGDOM	26,053	104,000	299.19	32,107	83,945	161.45
NETHERLANDS	424,141,832	634,312,877	49.55	17,313,476	33,419,578	93.03
GERMANY, FED. REP. OF	76913910	50,852,712	-33.88	2,960,414	2,485,767	-16.03
AUSTRIA	13,000	0	-100.00	11,669	0	-100.00
BELGIUM	0	3,140	-	0	34,181	-
NORWAY	0	13,000	-	0	8,888	-
IRELAND	13,000	13,000	0.00	13,650	12,350	-9.52
ITALY	0	22,000,105	-	0	489,471	-
SPAIN	78,000	52,000	-33.33	72,270	37,520	-48.08
PORTUGAL	26,000	13,000	-50.00	23,130	11,830	-48.85
POLAND	0	26,000	-	0	19,500	-
UKRAINE	0	26,000	-	0	19,873	-
LITHUANIA	0	13,000	-	0	8,869	-
CZECH REPUBLIC	0	77,000	-	0	59,008	-
RUSSIA FEDERATION	52,000	21,006	-59.60	49,400	13,653	-72.36
-MINYAK NILAM	1,197,443	1,442,100	20.43	20,249,182	22,073,337	9.01
JAPAN	15,380	44,023	186.24	81,157	315,209	288.39
HONG KONG	1,412	3906	176.63	8,246	79,270	861.31
TAIWAN	29	204	603.45	846	4,382	417.97
CHINA	73,937	106838	44.50	344,168	499,552	45.15
THAILAND	100	557	457.00	600	4,526	654.33
SINGAPORE	507,301	509,347	0.40	8,188,585	7,289,310	-10.98
PHILIPPINES	0	423	-	0	12,845	-
MALAYSIA	873	469	-46.28	8,712	2,280	-73.83
INDIA	85,540	104312	21.95	657,609	1,504,414	128.77
TURKEY	13,600	1,032	-92.41	61,145	4,982	-91.85
UNITED ARAB EMIRATES	2,200	4,100	86.36	64,346	81,673	26.93
KENYA	0	180	-	0	220	-
SOUTH AFRICA	53	5929	11,086.79	160	34,200	21,275.00
AUSTRALIA	250	550	120.00	9,884	22,905	131.74
NEW ZEALAND	880	0	-100.00	6,068	0	-100.00

TABEL 5. PERKEMBANGAN EKSPOR INDONESIA MENURUT KOMODITI DAN NEGARA TUJUAN

JENIS BARANG	BERAT BERSIH (KG)		PERUB	NILAI FOB (US \$)		PERUB
	JAN-JUN 2005	JAN-JUN 2006	%	JAN-JUN 2005	JAN-JUN 2006	%
(1)	(2)	(3)	(4)	(5)	(6)	(7)
UNITED STATES	112,960	212,126	87.79	2,096,937	3,473,882	65.66
CANADA	4000	0	-100.00	32,440	0	-100.00
MEXICO	0	1,530	-	0	7,472	-
CHILE	1,100	2,000	81.82	14,980	23,800	58.88
ARGENTINA	0	400	-	0	8,665	-
BRAZIL	756	4,091	441.14	20,912	48,196	130.47
UNITED KINGDOM	60,882	22,836	-62.49	1,380,915	498,761	-63.88
NETHERLANDS	91,936	123,533	34.37	2,267,361	2,533,816	11.75
FRANCE	92392	103682	12.22	2,165,834	2,128,644	-1.72
GERMANY, FED. REP. OF	25,469	34,730	36.36	619,634	715,699	15.50
BELGIUM	0	600	-	0	142,200	-
SWITZERLAND	47,548	114,345	140.48	994,000	1,959,646	97.15
SWEDEN	6	0	-100.00	53	0	-100.00
ITALY	100	1200	1,100.00	650	27,198	4,084.31
SPAIN	58739	34,157	-41.85	1,223,940	643,090	-47.46
RUSSIA FEDERATION	0	5000	-	0	6,500	-
-MINYAK ATSIRI LAINNYA	681801	593,172	-13.00	11,619,923	7,853,399	-32.41
JAPAN	2420	2516	3.97	223,288	155,754	-30.25
HONG KONG	1,209	2453	102.89	2,292	6,587	187.39
KOREA, REPUBLIC OF	0	540	-	0	3,105	-
TAIWAN	177	35	-80.23	5,575	1,143	-79.50
CHINA	52,327	12125	-76.83	205,196	80,760	-60.64
THAILAND	3551	3874	9.10	29,228	33,280	13.86
SINGAPORE	178834	287,299	60.65	1,819,931	2,409,628	32.40
MALAYSIA	2158	3306	53.20	26,999	38,206	41.51
BRUNEI DARUSSALAM	1025	5305	417.56	7,402	27,314	269.01
MALDIVES	34	0	-100.00	1,012	0	-100.00
INDIA	37077	49564	33.68	236,924	599,191	152.90
PAKISTAN	1409	0	-100.00	25,730	0	-100.00
BANGLADESH	379	0	-100.00	381	0	-100.00
SRI LANKA	0	50	-	0	1,100	-
SAUDI ARABIA	2,985	878	-70.59	5,864	2,011	-65.71
TURKEY	14,400	23,656	64.28	60,180	112,669	87.22
UNITED ARAB EMIRATES	6937	7380	6.39	57,767	35,757	-38.10
SOUTH AFRICA	575	0	-100.00	15,286	0	-100.00
AUSTRALIA	26899	107	-99.60	134,164	2,202	-98.36
NEW ZEALAND	467	0	-100.00	3,144	0	-100.00
PALAU	0	1	-	0	26	-
AMERICAN SAMOA	0	1003	-	0	1,031	-
TONGA	0	851	-	0	1,083	-
EAST TIMOR	0	4380	-	0	3,080	-
UNITED STATES	226650	111,793	-50.68	5,867,484	3,108,307	-47.02
CANADA	699	221	-68.38	8,728	8,520	-2.38
MEXICO	28030	0	-100.00	115,673	0	-100.00
BRAZIL	326	1,474	352.15	3,317	35,459	969.01
FRENCH POLYNESIA	0	62	-	0	200	-
UNITED KINGDOM	27470	26,892	-2.10	728,632	353,718	-51.45
NETHERLANDS	4515	12217	170.59	79,285	200,443	152.81
FRANCE	27955	11314	-59.53	1,032,003	404,131	-60.84
GERMANY, FED. REP. OF	17,480	3,715	-78.75	521,559	44,033	-91.56
SWITZERLAND	6251	440	-92.96	232,720	25,800	-88.91
IRELAND	109	0	-100.00	6,917	0	-100.00
ITALY	195	13	-93.33	5,920	6,093	2.92
SPAIN	9108	19007	108.68	156,785	149,107	-4.90
GREECE	150	561	274.00	537	3,276	510.06
POLAND	0	140	-	0	385	-
-WANGI-WANGIAN DARI	26,244,902	23,915,240	-8.88	70,832,459	72,842,157	2.84
JAPAN	1,414,039	1,146,226	-18.94	4,688,988	3,614,661	-22.91
HONG KONG	411,951	452,009	9.72	2,272,540	3,057,308	34.53
KOREA, REPUBLIC OF	48821	81,157	66.23	249,742	445,515	78.39
TAIWAN	1,150,950	1,615,392	40.35	1,634,779	1,656,979	1.36
CHINA	388,026	904,013	132.98	1,505,610	877,056	-41.75
MONGOLIA	0	18,101	-	0	72,497	-
PAPUA NEW GUINEA	155,503	136,116	-12.47	295,510	433,491	46.69
THAILAND	1,731,496	2,422,222	39.89	12,263,787	14,889,472	21.41
SINGAPORE	1532550	1,354,528	-11.62	6,713,679	5,366,441	-20.07
PHILIPPINES	2879685	694090	-75.90	7,881,979	5,398,752	-31.51
MALAYSIA	4,272,925	5408039	26.57	8,455,222	12,936,975	53.01

TABEL 5. PERKEMBANGAN EKSPOR INDONESIA MENURUT KOMODITI DAN NEGARA TUJUAN

JENIS BARANG	BERAT BERSIH (KG)		PERUB	NILAI FOB (US \$)		PERUB
	JAN-JUN 2005	JAN-JUN 2006	%	JAN-JUN 2005	JAN-JUN 2006	%
	(1)	(2)	(3)	(4)	(5)	(6)
MYANMAR (FORM. BURMA)	28,477	2945	-89.66	207,484	57,166	-72.45
CAMBODIA	25,463	972	-96.18	55,655	1,642	-97.05
BRUNEI DARUSSALAM	187200	199,104	6.36	751,717	662,597	-11.86
NEPAL	754	800	6.10	968	12,960	1,238.84
VIET NAM	3,909,504	1,016,919	-73.99	3,812,232	3,190,803	-16.30
MALDIVES	215540	377067	74.94	305,981	658,653	115.26
INDIA	154,803	251584	62.52	313,209	501,909	60.25
PAKISTAN	663,496	465,025	-29.91	1,212,089	1,111,170	-8.33
BANGLADESH	41537	11517	-72.27	64,661	13,141	-79.68
SRI LANKA	61315	53,129	-13.35	249,892	73,672	-70.52
AFGHANISTAN	6521	49809	663.82	10,826	78,372	623.92
IRAQ	25,718	0	-100.00	52,483	0	-100.00
IRAN (ISLAMIC REPUBLIC)	18,504	36,752	98.62	35,552	189,442	432.86
SAUDI ARABIA	269930	259074	-4.02	557,199	370,859	-33.44
KUWAIT	40	520	1,200.00	422	11,537	2,633.89
JORDAN	97084	35,973	-62.95	204,835	102,242	-50.09
LEBANON	6,116	10,912	78.42	14,602	30,858	111.33
PALESTINA	0	500	-	0	9,950	-
YEMEN	100765	377006	274.14	209,818	681,295	224.71
OMAN	77201	0	-100.00	187,538	0	-100.00
UNITED ARAB EMIRATES	4035329	3335627	-17.34	11,146,506	9,179,311	-17.65
QATAR	8359	732	-91.24	14,645	1,028	-92.98
CYPRUS	0	6,273	-	0	16,146	-
EGYPT	25	19709	78,736.00	90	59,912	66,468.89
LIBYAN ARAB JAMAHIRIYA	48982	49,574	1.21	108,162	94,925	-12.24
MOROCCO	0	39,142	-	0	92,478	-
SUDAN	27658	19,052	-31.12	101,856	59,141	-41.94
ERITREA	3,599	0	-100.00	10,282	0	-100.00
NAMIBIA	0	216	-	0	399	-
TANZANIA, UNITED	28,257	43033	52.29	46,955	105,998	125.74
MADAGASCAR	31719	31955	0.74	145,231	64,959	-55.27
KENYA	407555	604257	48.26	665,998	956,630	43.64
REUNION	198	1476	645.45	667	2,838	325.49
MOZAMBIQUE	43936	3073	-93.01	118,729	10,526	-91.13
EQUATORIAL GUINEA	3397	11,623	242.15	5,739	19,572	241.04
TOGO	1,880	17,795	846.54	1,792	14,548	711.83
GHANA	46256	91852	98.57	117,707	192,257	63.34
ANGOLA	85,328	56275	-34.05	203,140	105,102	-48.26
CAMEROON	8796	7686	-12.62	20,904	7,768	-62.84
NIGERIA	50404	39535	-21.56	207,512	66,296	-68.05
GABON	7,202	17,326	140.57	14,843	42,771	188.16
COTE D'IVOIRE	4,861	3,660	-24.71	11,987	9,987	-16.68
SENEGAL	50,273	110,031	118.87	48,124	136,251	183.12
BENIN	16,212	112,007	590.89	36,922	436,926	1,083.38
BURKINA FASO	2,053	9,250	350.56	1,872	8,654	362.29
GAMBIA	16,373	4,567	-72.11	50,848	6,871	-86.49
SEYCHELLES	28,513	45,992	61.30	44,870	62,568	39.44
UGANDA	92794	65,090	-29.86	129,800	85,260	-34.31
CENTRAL AFRICAN	20,152	6,543	-67.53	46,382	10,090	-78.25
NIGER	1,148	196	-82.93	843	313	-62.87
CHAD	1,014	0	-100.00	804	0	-100.00
DJIBOUTI	38,332	30,020	-21.68	69,765	53,178	-23.78
SAO TOME AND PRINCIPE	392	4,201	971.68	344	3,294	857.56
SOUTH AFRICA	11,110	840	-92.44	26,145	7,265	-72.21
ZAMBIA	13,980	0	-100.00	25,866	0	-100.00
MAURITIUS	86382	92,884	7.53	196,547	206,986	5.31
AUSTRALIA	116,317	318,231	173.59	329,392	661,928	100.95
NEW ZEALAND	7,520	5,240	-30.32	20,632	12,975	-37.11
MICRONESIA, FEDERATED	1,306	744	-43.03	24,584	1,305	-94.69
GUAM	178	1,778	898.88	1,387	6,261	351.41
NEW CALEDONIA	3,094	95	-96.93	5,797	170	-97.07
VANUATU	34,366	45,393	32.09	44,713	55,740	24.66
AMERICAN SAMOA	0	115	-	0	1,638	-
COOK ISLANDS	4,503	32,946	631.65	5,278	25,393	381.11
FIJI	9730	36,000	269.99	28,650	94,877	231.16
KIRIBATI	9,235	11669	26.36	10,098	15,356	52.07
SAMOA	6,696	17,493	161.25	7,907	29,808	276.98
SOLOMON ISLANDS	68,776	36,640	-46.73	155,132	91,030	-41.32

TABEL 5. PERKEMBANGAN EKSPOR INDONESIA MENURUT KOMODITI DAN NEGARA TUJUAN

JENIS BARANG	BERAT BERSIH (KG)		PERUB	NILAI FOB (US \$)		PERUB
	JAN-JUN 2005	JAN-JUN 2006	%	JAN-JUN 2005	JAN-JUN 2006	%
	(1)	(2)	(3)	(4)	(5)	(6)
TONGA	15,825	33,320	110.55	17,642	47,282	168.01
TUVALU	740	0	-100.00	614	0	-100.00
EAST TIMOR	311,170	60,434	-80.58	283,548	77,817	-72.56
UNITED STATES	134,553	154,916	15.13	763,780	542,005	-29.04
CANADA	13157	33,586	155.27	24,398	75,363	208.89
MEXICO	485	6	-98.76	694	40	-94.24
GUATEMALA	0	27	-	0	1,803	-
PANAMA	0	2,224	-	0	1,225	-
SURINAME	1,302	0	-100.00	3,534	0	-100.00
CHILE	0	1,114	-	0	2,761	-
ARGENTINA	50	0	-100.00	920	0	-100.00
BRAZIL	24092	177	-99.27	36,335	4,068	-88.80
COLOMBIA	25	0	-100.00	345	0	-100.00
JAMAICA	27	11	-59.26	700	234	-66.57
PUERTO RICO	44	0	-100.00	54	0	-100.00
BELIZE	2,391	0	-100.00	4,959	0	-100.00
DOMINICAN REPUBLIC	477	0	-100.00	495	0	-100.00
BARBADOS	5,405	3,002	-44.46	11,792	3,886	-67.05
CAPE VERDE	11,514	8,131	-29.38	20,369	16,249	-20.23
FRENCH POLYNESIA	6,745	416	-93.83	3,796	777	-79.53
MARTINIQUE	10	10	0.00	25	62	148.00
NETHERLANDS ANTILLES	0	724	-	0	1,785	-
TURKS AND CAICOS	576	0	-100.00	787	0	-100.00
GUADELOUPE	19	257	1,252.63	42	365	769.05
UNITED KINGDOM	181,516	390,592	115.18	504,755	1,094,156	116.77
NETHERLANDS	17,461	73888	323.16	47,426	145,059	205.86
FRANCE	51,601	73,425	42.29	283,498	352,871	24.47
GERMANY, FED. REP. OF	29,328	52,047	77.47	131,970	129,151	-2.14
AUSTRIA	133	584	339.10	4,680	27,518	487.99
BELGIUM	13,960	53,434	282.77	44,319	237,234	435.29
SWITZERLAND	74	1,128	1,424.32	348	10,067	2,792.82
DENMARK	2,077	0	-100.00	2,763	0	-100.00
NORWAY	180	0	-100.00	518	0	-100.00
SWEDEN	43	9	-79.07	275	60	-78.18
FINLAND	254	71	-72.05	1,695	116	-93.16
IRELAND	5,021	103	-97.95	15,288	1,265	-91.73
ITALY	1,094	148,767	13,498.45	20,663	234,172	1,033.29
SPAIN	4,287	8,622	101.12	6,349	67,697	966.26
PORTUGAL	82	0	-100.00	559	0	-100.00
GREECE	430	1,440	234.88	1,519	10,412	585.45
CZECHOSLOVAKIA	10192	10,438	2.41	19,887	23,412	17.73
HUNGARY	131	3,239	2,372.52	276	5,580	1,921.74
POLAND	296	104	-64.86	2,845	2,541	-10.69
YUGOSLAVIA	322	0	-100.00	570	0	-100.00
UKRAINE	23,328	21,440	-8.09	62,208	81,408	30.86
LITHUANIA	0	140	-	0	479	-
GEORGIA	9,526	0	-100.00	22,335	0	-100.00
MALTA	2,829	7,278	157.26	10,636	8,467	-20.39
SLOVENIA	0	375	-	0	120	-
CZECH REPUBLIC	453	50	-88.96	2,916	847	-70.95
RUSSIA FEDERATION	1,573	374	-76.22	4,886	9,659	97.69
ROTAN OLAHAN	8676662	13,493,144	55.51	6,567,567	11,712,547	78.34
JAPAN	1263	6,364	403.88	1,466	35,802	2,342.16
HONG KONG	3,062,153	2,598,185	-15.15	2,066,800	2,246,693	8.70
KOREA, REPUBLIC OF	137	9725	6,998.54	697	13,687	1,863.70
TAIWAN	562370	348,198	-38.08	177,890	126,675	-28.79
CHINA	2422021	8,486,329	250.38	2,164,459	7,234,177	234.23
THAILAND	35368	279,884	691.35	38,565	210,190	445.03
SINGAPORE	1898561	907,720	-52.19	1,140,819	689,552	-39.56
MALAYSIA	155,789	82,636	-46.96	29,649	18,342	-38.14
VIET NAM	0	81,300	-	0	52,844	-
MALDIVES	301	839	178.74	5,449	11,383	108.90
INDIA	16,000	0	-100.00	14,080	0	-100.00
PAKISTAN	18,000	0	-100.00	15,840	0	-100.00
SRI LANKA	59,251	77,473	30.75	21,952	50,342	129.33
SAUDI ARABIA	0	15,000	-	0	12,350	-
KUWAIT	0	21,400	-	0	17,305	-
JORDAN	13,173	26550	101.55	15,602	18,867	20.93

TABEL 5. PERKEMBANGAN EKSPOR INDONESIA MENURUT KOMODITI DAN NEGARA TUJUAN

JENIS BARANG	BERAT BERSIH (KG)		PERUB	NILAI FOB (US \$)		PERUB
	JAN-JUN 2005	JAN-JUN 2006	%	JAN-JUN 2005	JAN-JUN 2006	%
	(1)	(2)	(3)	(4)	(5)	(6)
SYRIA ARAB REPUBLIC	16,500	0	-100.00	10,395	0	-100.00
TURKEY	0	15	-	0	6	-
UNITED ARAB EMIRATES	2,069	0	-100.00	9,706	0	-100.00
CYPRUS	1,265	5,843	361.90	3,383	28,889	753.95
GABON	63	0	-100.00	251	0	-100.00
SOUTH AFRICA	518	57,920	11,081.47	635	39,708	6,153.23
MAURITIUS	13,989	10,358	-25.96	5,065	1,969	-61.13
AUSTRALIA	77127	43,235	-43.94	67,265	82,468	22.60
NEW ZEALAND	9007	9,172	1.83	16,598	21,659	30.49
GUAM	78	0	-100.00	195	0	-100.00
NEW CALEDONIA	1	85	8,400.00	1	217	21,600.00
VANUATU	0	1,253	-	0	1,506	-
COOK ISLANDS	60	0	-100.00	253	0	-100.00
UNITED STATES	127,559	123924	-2.85	401,178	203,365	-49.31
CANADA	900	4,225	369.44	2,667	3,258	22.16
GUATEMALA	205	0	-100.00	335	0	-100.00
ARGENTINA	322	0	-100.00	339	0	-100.00
BRAZIL	0	13	-	0	136	-
URUGUAY	0	35	-	0	150	-
BAHAMAS	0	9,973	-	0	18,556	-
PUERTO RICO	0	3,823	-	0	12,966	-
ARUBA	2,423	0	-100.00	6,600	0	-100.00
FRENCH POLYNESIA	0	1,801	-	0	4,700	-
UNITED KINGDOM	144	7,878	5,370.83	466	10,203	2,089.48
NETHERLANDS	150	27,985	18,556.67	450	34,700	7,611.11
FRANCE	9,469	25,165	165.76	6,303	61,666	878.36
GERMANY, FED. REP. OF	77,143	104,230	35.11	133,709	183,708	37.39
BELGIUM	54670	69	-99.87	137,213	641	-99.53
SWITZERLAND	0	156	-	0	240	-
DENMARK	0	106	-	0	143	-
SWEDEN	40	111	177.50	2	634	31,600.00
FINLAND	12	312	2,500.00	54	667	1,135.19
ITALY	197	49086	24,816.75	2,237	52,426	2,243.59
SPAIN	25,453	27734	8.96	54,791	142,206	159.54
PORTUGAL	1,070	0	-100.00	5,279	0	-100.00
GREECE	29	1	-96.55	12	1	-91.67
UKRAINE	6,188	22285	260.13	3,870	30,493	687.93
LITHUANIA	41	0	-100.00	248	0	-100.00
CROATIA	0	10	-	0	32	-
RUSSIA FEDERATION	5,583	14,738	163.98	4,799	37,025	671.51
-MINYAK KELAPA SAWIT	4,412,858,737	5,494,577,008	24.51	1,580,586,170	2,047,830,559	29.56
JAPAN	1,280,436	8091092	531.90	823,998	3,426,132	315.79
HONG KONG	9,030,990	2,354,965	-73.92	3,468,723	986,806	-71.55
KOREA, REPUBLIC OF	1,049,931	473,382	-54.91	586,512	267,597	-54.37
TAIWAN	20,000	131,200	556.00	8,000	61,816	672.70
CHINA	564,660,890	802,898,958	42.19	205,258,207	313,775,264	52.87
MACAU	0	4000000	-	0	1,570,000	-
PAPUA NEW GUINEA	509,981	921,199	80.63	367,092	535,232	45.80
THAILAND	30004	84,449	181.46	24,008	41,364	72.29
SINGAPORE	194,267,832	309,135,121	59.13	68,617,489	112,135,193	63.42
PHILIPPINES	11106572	35,352,999	218.31	6,027,760	15,195,802	152.10
MALAYSIA	247,659,312	450,738,887	82.00	86,281,253	157,081,439	82.06
MYANMAR (FORM. BURMA)	8,780,330	77,148,476	778.65	3,339,559	29,770,937	791.46
BRUNEI DARUSSALAM	59,774	181,789	204.13	40,967	109,852	168.15
NEPAL	0	1,500,000	-	0	154,226	-
VIET NAM	20,418,281	60,553,549	196.57	7,261,991	22,858,423	214.77
MALDIVES	389,085	543,670	39.73	250,397	340,843	36.12
INDIA	1,253,026,471	1,041,974,498	-16.84	436,560,750	377,792,187	-13.46
PAKISTAN	286,672,878	422,163,881	47.26	108,792,794	161,221,808	48.19
BANGLADESH	158,555,909	205,942,079	29.89	57,455,721	77,744,268	35.31
SRI LANKA	109,027,361	275,103,652	152.33	38,406,797	103,058,855	168.33
IRAQ	7,418,683	2,500,000	-66.30	3,019,671	962,500	-68.13
IRAN (ISLAMIC REPUBLIC)	109,679,228	58574156	-46.60	40,944,984	23,515,640	-42.57
SAUDI ARABIA	0	44330987	-	0	14,366,750	-
KUWAIT	17,370	0	-100.00	9,379	0	-100.00
JORDAN	69,429,645	208349225	200.09	25,459,802	81,643,235	220.68
YEMEN	19,136,162	22,272,511	16.39	6,908,906	9,060,895	31.15
OMAN	3948000	5,000,000	26.65	1,544,980	1,925,000	24.60

TABEL 5. PERKEMBANGAN EKSPOR INDONESIA MENURUT KOMODITI DAN NEGARA TUJUAN

JENIS BARANG	BERAT BERSIH (KG)		PERUB	NILAI FOB (US \$)		PERUB
	JAN-JUN 2005	JAN-JUN 2006	%	JAN-JUN 2005	JAN-JUN 2006	%
	(1)	(2)	(3)	(4)	(5)	(6)
SYRIA ARAB REPUBLIC	62,208	5,144,024	8,169.07	37,324	2,059,243	5,417.21
TURKEY	80,578,821	69,002,656	-14.37	29,236,107	24,809,716	-15.14
UNITED ARAB EMIRATES	8,209,170	17,213,464	109.69	3,332,533	6,949,973	108.55
QATAR	0	104,220	-	0	55,236	-
EGYPT	88,186,794	89015938	0.94	31,313,376	35,931,106	14.75
LIBYAN ARAB JAMAHIRIYA	22,000	0	-100.00	9,900	0	-100.00
MOROCCO	5,289,474	6,799,436	28.55	1,841,483	2,455,831	33.36
TUNISIA	2,499,960	4,275,000	71.00	933,734	1,742,062	86.57
ALGERIA	26597472	35725000	34.32	9,653,401	14,108,663	46.15
SUDAN	8,500,000	16,499,553	94.11	3,243,750	6,355,402	95.93
ETHIOPIA	0	105,251	-	0	58,150	-
TANZANIA, UNITED	78,942,021	72425860	-8.25	26,327,277	26,493,679	0.63
MADAGASCAR	7,422,814	0	-100.00	2,833,359	0	-100.00
KENYA	12469901	0	-100.00	4,614,567	0	-100.00
MOZAMBIQUE	15,647,901	4,410,674	-71.81	5,922,137	1,873,939	-68.36
EQUATORIAL GUINEA	858,254	632169	-26.34	567,573	388,730	-31.51
TOGO	450,262	188785	-58.07	247,883	131,047	-47.13
GHANA	4,404,670	11,028,119	150.37	2,613,564	5,232,801	100.22
LIBERIA	434,688	98,179	-77.41	244,077	55,588	-77.23
GUINEA	4,310,924	250071	-94.20	2,303,973	138,571	-93.99
ANGOLA	4,116,041	7,330,254	78.09	2,302,960	4,032,822	75.11
CONGO	210,933	2,356,009	1,016.95	125,250	1,234,492	885.62
CAMEROON	804,055	3,981,344	395.16	450,579	2,215,505	391.70
NIGERIA	373538	33,830	-90.94	286,416	25,740	-91.01
SIERRA LEONE	1,323,289	422,167	-68.10	466,962	232,943	-50.12
GABON	1,994,984	2,287,963	14.69	1,206,985	1,367,778	13.32
SENEGAL	3,345,697	6,221,473	85.95	1,782,689	3,379,235	89.56
MAURITANIA	2228016	1484396	-33.38	1,235,606	847,691	-31.39
BENIN	362,170	1,696,511	368.43	269,218	1,145,226	325.39
BURKINA FASO	500,000	999,433	99.89	80,000	329,812	312.27
GAMBIA	563437	1,797,597	219.04	303,576	997,862	228.70
CENTRAL AFRICAN	135832	0	-100.00	105,456	0	-100.00
DJIBOUTI	869,168	1253528	44.22	413,869	678,449	63.93
SAO TOME AND PRINCIPE	285,075	304,080	6.67	172,813	190,138	10.03
SOUTH AFRICA	47,635,336	45827019	-3.80	17,610,360	17,489,501	-0.69
COMOROS	154,162	189,871	23.16	101,511	109,877	8.24
MAURITIUS	1572815	1,538,987	-2.15	666,177	659,107	-1.06
AUSTRALIA	21,115	48	-99.77	9,504	90	-99.05
NEW ZEALAND	17,370	3606180	20,660.97	8,685	1,412,281	16,161.15
GUAM	0	72,518	-	0	41,995	-
NORTHERN MARIANA	0	16567	-	0	10,815	-
VANUATU	108,931	145,525	33.59	79,029	105,941	34.05
FIJI	28,560	94,498	230.88	19,315	59,195	206.47
KIRIBATI	62,006	64,051	3.30	40,356	42,122	4.38
SAMOA	428,401	369,534	-13.74	280,919	234,533	-16.51
SOLOMON ISLANDS	107,702	133,444	23.90	78,315	98,868	26.24
TONGA	47913	81,858	70.85	33,054	60,828	84.03
TUVALU	13,864	4032	-70.92	9,641	2,859	-70.35
EAST TIMOR	701,558	406,010	-42.13	325,330	233,964	-28.08
UNITED STATES	2,105,000	41,667,158	1,879.44	709,100	15,740,952	2,119.85
CANADA	0	512,070	-	0	262,527	-
OTH NORTH AMERICA	21,131	0	-100.00	11,862	0	-100.00
NICARAGUA	0	2,083	-	0	1,000	-
PANAMA	0	200,161	-	0	141,944	-
SURINAME	21,131	0	-100.00	12,013	0	-100.00
VENEZUELA	0	1,000,000	-	0	360,000	-
BRAZIL	4,000,000	7,920,772	98.02	1,414,999	2,999,055	111.95
COLOMBIA	21,095	0	-100.00	11,612	0	-100.00
ECUADOR	0	10,000,794	-	0	3,982,816	-
GUYANA	0	20,934	-	0	10,048	-
JAMAICA	0	82,834	-	0	37,472	-
DOMINICAN REPUBLIC	0	42,000	-	0	18,533	-
COSTA RICA	20,736	2,750,000	13,161.96	9,745	957,000	9,720.42
DOMINICA	0	147,000	-	0	68,355	-
NETHERLANDS ANTILLES	2,870,000	18,113	-99.37	889,700	11,108	-98.75
UNITED KINGDOM	30,038,941	31,139,772	3.66	8,575,112	11,227,734	30.93
NETHERLANDS	452,171,764	498,714,589	10.29	155,720,686	179,971,588	15.57
FRANCE	485,856	434,859	-10.50	277,399	238,652	-13.97

TABEL 5. PERKEMBANGAN EKSPOR INDONESIA MENURUT KOMODITI DAN NEGARA TUJUAN

JENIS BARANG	BERAT BERSIH (KG)		PERUB	NILAI FOB (US \$)		PERUB
	JAN-JUN 2005	JAN-JUN 2006	%	JAN-JUN 2005	JAN-JUN 2006	%
(1)	(2)	(3)	(4)	(5)	(6)	(7)
GERMANY, FED. REP. OF	138,282,918	149,058,490	7.79	48,942,654	55,955,655	14.33
BELGIUM	22,000	5,105,600	23,107.27	9,900	2,048,576	20,592.69
SWITZERLAND	42,191	0	-100.00	23,800	0	-100.00
DENMARK	18,200,433	2,500,000	-86.26	6,655,169	862,500	-87.04
ITALY	74583746	81,711,799	9.56	27,681,714	30,678,271	10.83
SPAIN	40,020,977	70,298,780	75.65	13,916,101	25,432,739	82.76
PORTUGAL	3,630,000	87,650	-97.59	1,509,325	47,285	-96.87
ICELAND	1,913,770	0	-100.00	684,172	0	-100.00
GREECE	9,030,619	7,588,000	-15.97	3,261,356	2,986,220	-8.44
CZECHOSLOVAKIA	1,191,259	418,374	-64.88	643,673	265,468	-58.76
POLAND	0	147,000	-	0	68,166	-
ROMANIA	0	21583	-	0	10,634	-
BULGARIA	18,764,554	1,812,940	-90.34	6,405,881	788,254	-87.69
AZERBAIJAN	0	85,018	-	0	39,067	-
UKRAINE	94,609,722	81,532,420	-13.82	34,825,494	19,603,280	-43.71
UZBEKISTAN	20,736	0	-100.00	11,819	0	-100.00
LITHUANIA	109,672	0	-100.00	59,298	0	-100.00
LATVIA	4,645,000	42,080	-99.09	1,640,857	19,177	-98.83
GEORGIA	42736	130,012	204.22	18,131	59,125	226.10
RUSSIA FEDERATION	26,918,323	43,426,272	61.33	11,464,265	17,255,888	50.52
-MINYAK BIJI KELAPA	452,384,262	608846021	34.59	266,732,829	295,779,901	10.89
KOREA, REPUBLIC OF	0	258	-	0	667	-
CHINA	77,699,154	66,253,709	-14.73	46,440,899	33,935,772	-26.93
PAPUA NEW GUINEA	0	14250	-	0	16,620	-
SINGAPORE	2,891,022	1,274,967	-55.90	1,687,892	667,125	-60.48
MALAYSIA	49,110,412	101,637,671	106.96	29,725,021	52,502,949	76.63
INDIA	58,322,873	59,241,646	1.58	34,474,864	29,446,674	-14.59
PAKISTAN	1,486,199	4,467,204	200.58	863,955	2,383,085	175.83
BANGLADESH	1,500,000	3000000	100.00	862,500	1,560,000	80.87
SRI LANKA	5,790,000	1,650,000	-71.50	3,320,750	884,000	-73.38
SAUDI ARABIA	0	2,500,000	-	0	1,348,200	-
JORDAN	4,549,998	12,003,098	163.80	2,787,800	6,268,937	124.87
OMAN	600,000	0	-100.00	351,000	0	-100.00
SYRIA ARAB REPUBLIC	0	1,000,000	-	0	490,000	-
TURKEY	11574905	25,814,192	123.02	6,626,968	13,836,485	108.79
EGYPT	1,800,000	250,000	-86.11	1,064,173	127,500	-88.02
MOROCCO	550,000	0	-100.00	316,375	0	-100.00
TUNISIA	550,000	500,000	-9.09	284,750	260,000	-8.69
ALGERIA	82,944	2,664,413	3,112.30	60,963	1,226,500	1,911.88
TANZANIA, UNITED	300,000	850,000	183.33	165,000	426,250	158.33
MOZAMBIQUE	300,000	0	-100.00	174,000	0	-100.00
SOUTH AFRICA	2350000	7,600,166	223.41	1,395,250	4,172,467	199.05
EAST TIMOR	143	0	-100.00	84	0	-100.00
UNITED STATES	18,364,206	29,325,435	59.69	11,373,450	16,112,806	41.67
BRAZIL	11,450,000	50,742,388	343.16	6,784,250	9,579,594	41.20
UNITED KINGDOM	2,375,000	0	-100.00	1,377,500	0	-100.00
NETHERLANDS	172,101,577	207,060,285	20.31	99,436,111	103,883,371	4.47
GERMANY, FED. REP. OF	5800000	10,400,000	79.31	3,519,000	5,958,950	69.34
ITALY	8,164,756	6,981,000	-14.50	4,612,771	3,680,365	-20.21
SPAIN	6,209,601	6988555	12.54	3,750,514	3,596,220	-4.11
PORTUGAL	700,000	0	-100.00	413,400	0	-100.00
GREECE	1,670,000	3,500,000	109.58	1,005,100	1,724,000	71.53
CZECHOSLOVAKIA	0	1000000	-	0	509,000	-
UKRAINE	6,091,472	1,915,006	-68.56	3,858,489	1,030,703	-73.29
RUSSIA FEDERATION	0	211,778	-	0	151,661	-
-MINYAK NABATI LAIN	414,043,110	479,663,617	15.85	247,369,494	230,617,892	-6.77
JAPAN	667,913	983,976	47.32	461,264	1,575,571	241.58
HONG KONG	18,166	9,075	-50.04	106,539	155,138	45.62
KOREA, REPUBLIC OF	91,709	204,210	122.67	72,497	140,143	93.31
TAIWAN	56,265	123,870	120.15	39,499	80,085	102.75
CHINA	46,199,781	261,727,267	466.51	27,322,491	112,928,180	313.32
PAPUA NEW GUINEA	86,099	70,133	-18.54	85,299	72,638	-14.84
THAILAND	245,640	375,312	52.79	170,967	204,639	19.70
SINGAPORE	5,460,816	9,111,487	66.85	2,407,225	4,802,160	99.49
PHILIPPINES	604778	1,198,828	98.23	321,093	620,099	93.12
MALAYSIA	75914112	51,972,782	-31.54	46,071,204	26,795,426	-41.84
MYANMAR (FORM. BURMA)	35,529	0	-100.00	29,354	0	-100.00
BRUNEI DARUSSALAM	27,777	0	-100.00	31,711	0	-100.00

TABEL 5. PERKEMBANGAN EKSPOR INDONESIA MENURUT KOMODITI DAN NEGARA TUJUAN

JENIS BARANG	BERAT BERSIH (KG)		PERUB	NILAI FOB (US \$)		PERUB
	JAN-JUN 2005	JAN-JUN 2006	%	JAN-JUN 2005	JAN-JUN 2006	%
	(1)	(2)	(3)	(4)	(5)	(6)
VIET NAM	1,699,924	292,297	-82.81	1,244,284	193,332	-84.46
MALDIVES	17,146	172	-99.00	10,304	1,039	-89.92
INDIA	11,683,192	8,388,753	-28.20	3,599,140	4,359,037	21.11
PAKISTAN	0	9,335,502	-	0	3,753,720	-
SRI LANKA	192,477	370,719	92.60	80,007	249,325	211.63
IRAN (ISLAMIC REPUBLIC)	100,000	953,073	853.07	77,000	653,750	749.03
SAUDI ARABIA	725,745	532,329	-26.65	418,819	133,387	-68.15
KUWAIT	0	22,000	-	0	14,850	-
JORDAN	999,999	0	-100.00	607,500	0	-100.00
OMAN	66,000	64,100	-2.88	59,400	37,527	-36.82
SYRIA ARAB REPUBLIC	343,744	448,068	30.35	247,144	326,987	32.31
TURKEY	3,170,000	6,329,781	99.68	1,929,500	3,860,284	100.07
CYPRUS	0	492	-	0	1,314	-
EGYPT	1,222,300	4,236,799	246.63	935,565	2,662,064	184.54
MOROCCO	796,000	714,000	-10.30	538,352	451,554	-16.12
TUNISIA	121,000	745,000	-38.43	765,400	402,575	-47.40
ALGERIA	4,645,200	4,427,208	-4.69	2,738,522	2,277,377	-16.84
TANZANIA, UNITED	0	2,500,000	-	0	850,000	-
KENYA	100,000	0	-100.00	57,750	0	-100.00
MOZAMBIQUE	16,649	0	-100.00	10,557	0	-100.00
TOGO	16,979	16,915	-0.38	12,480	12,324	-1.25
CONGO	16,979	0	-100.00	12,792	0	-100.00
CAMEROON	22,000	0	-100.00	15,400	0	-100.00
NIGERIA	185,596	176,000	-5.17	144,280	112,640	-21.93
COTE D'IVOIRE	220,000	132,000	-40.00	154,000	84,480	-45.14
SENEGAL	35,280	0	-100.00	16,581	0	-100.00
SOUTH AFRICA	2,412,268	1,869,358	-22.51	1,329,332	1,232,389	-7.29
MAURITIUS	30,704	0	-100.00	24,908	0	-100.00
AUSTRALIA	542,502	1,696,764	212.77	414,184	983,002	137.33
NEW ZEALAND	312,422	147,000	-52.95	187,137	87,465	-53.26
AMERICAN SAMOA	0	2,206	-	0	2,269	-
FIJI	0	22,000	-	0	19,800	-
SOLOMON ISLANDS	16,979	0	-100.00	13,026	0	-100.00
TONGA	6,098	8,703	42.72	7,292	8,825	21.02
TUVALU	17,962	0	-100.00	12,491	0	-100.00
EAST TIMOR	135,580	94,845	-30.04	133,127	70,566	-46.99
UNITED STATES	68,051,526	33,321,772	-51.03	40,245,963	16,992,661	-57.78
CANADA	315	0	-100.00	839	0	-100.00
CHILE	120,000	120,000	0.00	53,200	54,000	1.50
BRAZIL	39,999	21,000	-47.50	50,850	16,632	-67.29
BOLIVIA	0	22,000	-	0	14,080	-
COSTA RICA	0	88,000	-	0	50,820	-
UNITED KINGDOM	101,486	1,453	-98.57	194,475	7,945	-95.91
NETHERLANDS	136,155,406	40,448,066	-70.29	80,331,548	20,709,257	-74.22
FRANCE	1,646	12,244	643.86	76,533	68,599	-10.37
GERMANY, FED. REP. OF	1,432,119	46,744	-96.74	889,515	32,190	-96.38
BELGIUM	68,870	0	-100.00	130,508	0	-100.00
SWITZERLAND	0	345,000	-	0	214,500	-
DENMARK	22,000	35,600	61.82	19,800	32,396	63.62
NORWAY	88,016	0	-100.00	61,850	0	-100.00
SWEDEN	8,599,377	3,558,796	-58.62	5,206,393	1,682,568	-67.68
ITALY	4,787,647	92	-100.00	2,791,007	367	-99.99
SPAIN	7,682,274	2,600,000	-66.16	4,808,267	1,387,500	-71.14
GREECE	1,254,000	1,232,660	-1.70	756,060	692,890	-8.36
HUNGARY	37,943	21,000	-44.65	27,945	15,015	-46.27
ROMANIA	22,000	363,933	1,554.24	19,800	243,686	1,130.74
BULGARIA	61,200	474,060	674.61	42,840	303,090	607.49
AZERBAIJAN	0	66,000	-	0	55,000	-
KAZAKHSTAN	419,144	0	-100.00	315,121	0	-100.00
KYRGYZSTAN	44,000	218,012	395.48	32,560	143,446	340.56
UKRAINE	4,626,031	5,359,144	15.85	3,123,065	3,060,506	-2.00
LITHUANIA	374,188	254,784	-31.91	272,974	182,657	-33.09
LATVIA	170,736	103,680	-39.27	765,740	68,622	-91.04
GEORGIA	41,472	380,656	817.86	29,858	203,988	583.19
SLOVENIA	10,000	13,000	30.00	7,200	8,395	16.60
CZECH REPUBLIC	0	43	-	0	330	-
RUSSIA FEDERATION	19,463,405	21,252,854	9.19	14,200,166	14,160,791	-0.28
-STEARIN	97,483,539	90,501,269	-7.16	47,673,585	43,666,527	-8.41

TABEL 5. PERKEMBANGAN EKSPOR INDONESIA MENURUT KOMODITI DAN NEGARA TUJUAN

JENIS BARANG	BERAT BERSIH (KG)		PERUB	NILAI FOB (US \$)		PERUB
	JAN-JUN 2005	JAN-JUN 2006	%	JAN-JUN 2005	JAN-JUN 2006	%
(1)	(2)	(3)	(4)	(5)	(6)	(7)
JAPAN	1,593,056	1,986,119	24.67	922,166	1,068,779	15.90
HONG KONG	500,000	642,998	28.60	256,640	333,821	30.07
KOREA, REPUBLIC OF	16,107,422	5,291,793	-67.15	7,964,756	2,588,665	-67.50
TAIWAN	13,556,019	10,570,957	-22.02	6,730,969	5,210,078	-22.60
CHINA	32,027,200	30,489,741	-4.80	15,131,655	14,717,827	-2.73
THAILAND	5,292,781	4,906,110	-7.31	2,616,881	2,348,143	-10.27
SINGAPORE	155,486	442,572	184.64	87,393	238,672	173.10
PHILIPPINES	1,012,617	1,413,817	39.62	494,985	691,611	39.72
MALAYSIA	18,000	18,000	0.00	12,740	13,113	2.93
MYANMAR (FORM. BURMA)	2,040	3,028,999	148,380.34	2,224	1,036,589	46,509.22
VIET NAM	927,886	798,485	-13.95	462,282	397,226	-14.07
INDIA	582,900	3,834,548	557.84	379,766	1,465,353	285.86
PAKISTAN	48,000	48000	0.00	23,841	24,080	1.00
BANGLADESH	33,000	1376000	4,069.70	17,878	581,105	3,150.39
SRI LANKA	130,237	184,184	41.42	64,935	84,623	30.32
IRAN (ISLAMIC REPUBLIC)	205,000	427,000	108.29	94,530	194,764	106.03
SAUDI ARABIA	0	17,000	-	0	9,451	-
JORDAN	16,000	144,000	800.00	7,369	74,748	914.36
SYRIA ARAB REPUBLIC	29,500	26,000	-11.86	14,089	11,830	-16.03
TURKEY	9,804,990	10,650,930	8.63	4,795,432	5,410,843	12.83
EGYPT	454,000	179,000	-60.57	268,096	88,218	-67.09
MOROCCO	16,500	49,500	200.00	8,955	27,600	208.21
TUNISIA	25,000	12,500	-50.00	13,500	6,750	-50.00
ALGERIA	33000	0	-100.00	17,820	0	-100.00
TANZANIA, UNITED	17,000	17,000	0.00	9,554	10,132	6.05
KENYA	74,365	49,500	-33.44	40,442	24,583	-39.21
GHANA	34,000	51,500	51.47	16,785	22,820	35.95
CAMEROON	33,500	0	-100.00	17,329	0	-100.00
NIGERIA	508,000	288170	-43.27	299,262	154,408	-48.40
COTE D'IVOIRE	297,000	582,500	96.13	159,062	314,139	97.49
SENEGAL	0	49,500	-	0	24,255	-
SOUTH AFRICA	515193	668,989	29.85	289,719	350,644	21.03
ZIMBABWE	34,000	0	-100.00	20,678	0	-100.00
ZAIRE	0	68,000	-	0	46,648	-
AUSTRALIA	162,310	34,000	-79.05	89,500	19,023	-78.75
NEW ZEALAND	16,500	0	-100.00	8,085	0	-100.00
UNITED STATES	1,018,581	1,001,758	-1.65	494,174	646,862	30.90
CANADA	170500	65,000	-61.88	92,478	37,602	-59.34
MEXICO	114267	264,001	131.04	57,966	146,470	152.68
GUATEMALA	82,500	16,500	-80.00	44,006	9,405	-78.63
CHILE	33,500	0	-100.00	17,035	0	-100.00
VENEZUELA	16,500	33000	100.00	10,560	18,851	78.51
BRAZIL	200000	49,000	-75.50	93,000	25,528	-72.55
COLOMBIA	122,000	198,000	62.30	66,752	99,770	49.46
ECUADOR	1,870	5,530	195.72	1,350	4,308	219.11
PERU	49500	16500	-66.67	25,766	8,910	-65.42
DOMINICAN REPUBLIC	0	148500	-	0	79,038	-
COSTA RICA	16,500	33,000	100.00	8,840	18,480	109.05
UNITED KINGDOM	1199999	459999	-61.67	614,347	242,380	-60.55
NETHERLANDS	5,459,818	4,852,049	-11.13	2,319,417	2,128,690	-8.22
FRANCE	120,000	24,000	-80.00	64,938	12,437	-80.85
GERMANY, FED. REP. OF	672700	1,120,899	66.63	374,253	599,263	60.12
BELGIUM	723,500	416,500	-42.43	384,545	193,956	-49.56
SWITZERLAND	0	28000	-	0	15,386	-
SWEDEN	36000	14,000	-61.11	20,221	7,747	-61.69
ITALY	142,000	230,277	62.17	81,665	122,658	50.20
SPAIN	1017760	1093113	7.40	529,874	575,926	8.69
PORTUGAL	1,449,994	1,089,679	-24.85	733,384	567,570	-22.61
GREECE	220,300	200,500	-8.99	118,458	102,239	-13.69
CZECHOSLOVAKIA	0	33,000	-	0	17,790	-
POLAND	120499	468,500	288.80	62,456	240,871	285.67
ROMANIA	16,999	0	-100.00	8,900	0	-100.00
BULGARIA	67,000	108,852	62.47	34,780	60,460	73.84
UKRAINE	68,000	17,000	-75.00	32,788	8,160	-75.11
SLOVENIA	16,500	0	-100.00	9,042	0	-100.00
CZECH REPUBLIC	250	0	-100.00	60	0	-100.00
RUSSIA FEDERATION	64000	166700	160.47	33,212	85,229	156.62
-ASAM BERLEMAK LAIN	199,698,533	261,701,394	31.05	115,878,320	126,790,956	9.42

TABEL 5. PERKEMBANGAN EKSPOR INDONESIA MENURUT KOMODITI DAN NEGARA TUJUAN

JENIS BARANG	BERAT BERSIH (KG)		PERUB	NILAI FOB (US \$)		PERUB
	JAN-JUN 2005	JAN-JUN 2006	%	JAN-JUN 2005	JAN-JUN 2006	%
	(1)	(2)	(3)	(4)	(5)	(6)
JAPAN	6,134,693	4,661,753	-24.01	5,898,271	3,521,778	-40.29
HONG KONG	1,800	189,034	10,401.89	2,919	86,766	2,872.46
KOREA, REPUBLIC OF	2,425,567	2,817,001	16.14	2,039,060	2,138,506	4.88
TAIWAN	200,370	176,024	-12.15	193,243	129,187	-33.15
CHINA	9,983,420	7,083,722	-29.05	11,832,558	7,603,945	-35.74
THAILAND	421,457	402,549	-4.49	526,402	437,141	-16.96
SINGAPORE	17,684,099	14,685,203	-16.96	14,655,337	9,933,948	-32.22
PHILIPPINES	39,306	1,099,696	2,697.78	24,088	1,243,182	5,061.00
MALAYSIA	12,270,742	2,727,361	-77.77	6,011,077	1,193,365	-80.15
MYANMAR (FORM. BURMA)	36,260	5,480,541	15,014.56	16,589	1,770,835	10,574.75
NEPAL	0	90,650	-	0	34,114	-
VIET NAM	298,000	34,489	-88.43	66,486	28,325	-57.40
INDIA	36954826	69,720,627	88.66	11,059,131	24,289,981	119.64
PAKISTAN	5,352,125	3,090,026	-42.27	1,427,996	504,752	-64.65
SRI LANKA	6,232	32	-99.49	2,131	215	-89.91
IRAN (ISLAMIC REPUBLIC)	310,190	127840	-58.79	409,302	99,466	-75.70
KUWAIT	0	21,250	-	0	6,019	-
JORDAN	29,600	21,812	-26.31	25,911	16,949	-34.59
LEBANON	18,130	0	-100.00	7,438	0	-100.00
SYRIA ARAB REPUBLIC	0	51,840	-	0	35,088	-
TURKEY	3,015,428	2,588,120	-14.17	1,036,436	1,001,740	-3.35
EGYPT	97200	46,489	-52.17	85,637	54,661	-36.17
ETHIOPIA	181,300	0	-100.00	64,362	0	-100.00
TANZANIA, UNITED	5,575,428	4300000	-22.88	1,798,528	1,478,250	-17.81
MOZAMBIQUE	1521600	3448400	126.63	478,310	1,207,058	152.36
GHANA	252,000	0	-100.00	87,318	0	-100.00
NIGERIA	76,080	44117	-42.01	109,876	53,382	-51.42
SENEGAL	1,041,669	0	-100.00	369,451	0	-100.00
DJIBOUTI	0	290,080	-	0	110,230	-
SOUTH AFRICA	3,831,158	9,767,049	154.94	1,664,176	3,732,575	124.29
MAURITIUS	0	700,088	-	0	239,780	-
AUSTRALIA	435,030	422,425	-2.90	575,876	496,992	-13.70
NEW ZEALAND	0	4,530	-	0	2,898	-
UNITED STATES	11,018,920	13,263,736	20.37	14,267,905	12,295,323	-13.83
CANADA	28,800	43,420	50.76	24,048	37,233	54.83
MEXICO	34187	169600	396.10	45,200	159,574	253.04
ARGENTINA	245,536	334,098	36.07	339,355	324,483	-4.38
BRAZIL	3,858,170	4,773,600	23.73	5,030,906	4,855,733	-3.48
ECUADOR	0	11,089	-	0	8,638	-
JAMAICA	0	1,282	-	0	1,250	-
NETHERLANDS ANTILLES	2,080,000	0	-100.00	603,200	0	-100.00
UNITED KINGDOM	1,111,859	7,953,454	615.33	1,314,051	3,244,761	146.93
NETHERLANDS	41,162,919	68,745,680	67.01	21,375,588	31,042,585	45.22
FRANCE	0	60,860	-	0	75,120	-
GERMANY, FED. REP. OF	4,685,500	7,026,615	49.97	2,082,085	3,575,287	71.72
BELGIUM	1224472	164,504	-86.57	1,094,580	205,653	-81.21
DENMARK	4,500,000	500,000	-88.89	1,449,000	171,250	-88.18
ITALY	1,436,084	1,530,440	6.57	1,093,495	1,201,464	9.87
SPAIN	20,041,236	22,980,669	14.67	6,597,242	8,095,635	22.71
PORTUGAL	0	14,500	-	0	7,387	-
GREECE	24000	14,800	-38.33	36,080	13,320	-63.08
HUNGARY	17620	20299	15.20	28,017	25,132	-10.30
RUSSIA FEDERATION	35520	0	-100.00	29,659	0	-100.00
-ALAT LISTRIK	225733462	252597807	11.90	2,054,038,833	2,193,575,289	6.79
JAPAN	26117273	28088566	7.55	322,128,143	370,428,694	14.99
HONG KONG	4157627	5,158,693	24.08	81,668,555	92,343,960	13.07
KOREA, DEMOCRATIC	11	472	4,190.91	900	19,427	2,058.56
KOREA, REPUBLIC OF	3,319,721	3788569	14.12	35,365,101	48,122,544	36.07
TAIWAN	2,832,965	2,748,318	-2.99	26,063,356	26,307,085	0.94
CHINA	6,506,289	7,757,559	19.23	59,225,472	60,190,519	1.63
MONGOLIA	1,303	0	-100.00	4,528	0	-100.00
MACAU	0	130	-	0	2,100	-
PAPUA NEW GUINEA	1610572	2019133	25.37	2,239,930	2,915,919	30.18
THAILAND	12,762,121	10601704	-16.93	69,020,155	61,550,510	-10.82
SINGAPORE	32,661,336	37,254,339	14.06	869,790,279	835,708,288	-3.92
PHILIPPINES	5,219,642	5,410,990	3.67	25,907,191	26,859,470	3.68
MALAYSIA	24,808,980	27,941,768	12.63	95,594,600	121,346,021	26.94
MYANMAR (FORM. BURMA)	264,064	78,470	-70.28	1,488,308	193,661	-86.99

TABEL 5. PERKEMBANGAN EKSPOR INDONESIA MENURUT KOMODITI DAN NEGARA TUJUAN

JENIS BARANG	BERAT BERSIH (KG)		PERUB	NILAI FOB (US \$)		PERUB
	JAN-JUN 2005	JAN-JUN 2006	%	JAN-JUN 2005	JAN-JUN 2006	%
	(1)	(2)	(3)	(4)	(5)	(6)
CAMBODIA	16,792	2,023	-87.95	130,625	12,232	-90.64
BRUNEI DARUSSALAM	173,206	221,536	27.90	353,306	887,673	151.25
NEPAL	231,382	32,611	-85.91	467,669	45,218	-90.33
BHUTAN	415,179	0	-100.00	790,343	0	-100.00
VIET NAM	2,037,748	4,503,651	121.01	12,748,871	18,327,560	43.76
MALDIVES	46805	35371	-24.43	43,168	80,286	85.98
INDIA	603,858	737,701	22.16	3,932,053	3,428,694	-12.80
PAKISTAN	1087832	973156	-10.54	2,971,738	2,739,366	-7.82
BANGLADESH	1023930	145331	-85.81	2,220,344	555,396	-74.99
SRI LANKA	618810	744141	20.25	1,781,856	2,370,465	33.03
AFGHANISTAN	169090	193964	14.71	283,120	318,359	12.45
IRAN (ISLAMIC REPUBLIC)	559779	933930	66.84	919,415	1,586,741	72.58
SAUDI ARABIA	3008886	4481974	48.96	8,075,985	7,805,930	-3.34
KUWAIT	1,639,767	945,556	-42.34	2,460,368	1,679,036	-31.76
JORDAN	212918	150803	-29.17	488,868	445,662	-8.84
LEBANON	896719	713657	-20.41	1,452,658	1,403,988	-3.35
YEMEN	1298270	639165	-50.77	2,538,287	1,198,908	-52.77
OMAN	1,184,171	812,566	-31.38	3,287,286	2,924,668	-11.03
SYRIA ARAB REPUBLIC	49977	18446	-63.09	121,738	30,397	-75.03
TURKEY	5158055	12590966	144.10	12,845,856	30,021,810	133.71
UNITED ARAB EMIRATES	14484300	10628313	-26.62	26,335,320	26,108,782	-0.86
QATAR	1385231	1608215	16.10	4,564,401	6,610,690	44.83
BAHRAIN	172615	174002	0.80	299,092	531,501	77.70
CYPRUS	375,640	261,613	-30.36	538,098	420,232	-21.90
EGYPT	1,829,408	1,663,496	-9.07	4,419,682	3,625,161	-17.98
LIBYAN ARAB JAMAHIRIYA	44,658	241,618	441.04	63,780	377,730	492.24
MOROCCO	271084	4629	-98.29	263,815	91,201	-65.43
TUNISIA	180,089	0	-100.00	614,654	0	-100.00
ALGERIA	39,368	414	-98.95	145,792	3,522	-97.58
SUDAN	4,304,588	5,056,114	17.46	6,615,443	8,172,570	23.54
ERITREA	118,792	47,844	-59.72	156,053	59,919	-61.60
ETHIOPIA	53,536	290,015	441.72	109,790	532,782	385.27
TANZANIA, UNITED	238,246	539,789	126.57	339,819	889,591	161.78
MADAGASCAR	50,015	93,612	87.17	69,214	165,379	138.94
KENYA	269,520	609,201	126.03	575,429	1,295,057	125.06
REUNION	1,725	2,243	30.03	16,348	19,730	20.69
MOZAMBIQUE	419747	181,541	-56.75	806,010	343,895	-57.33
EQUATORIAL GUINEA	137145	120336	-12.26	200,423	173,622	-13.37
TOGO	2	17785	889,150.00	32	40,873	127,628.13
GHANA	767750	1005004	30.90	1,163,014	1,785,543	53.53
LIBERIA	63,297	41,308	-34.74	97,546	75,227	-22.88
GUINEA	32037	61984	93.48	39,703	67,884	70.98
ANGOLA	189,884	332,855	75.29	298,121	548,011	83.82
CONGO	22,244	0	-100.00	33,728	0	-100.00
CAMEROON	288,501	137,880	-52.21	352,489	237,106	-32.73
NIGERIA	2,291,037	1,922,475	-16.09	3,721,097	3,548,636	-4.63
SIERRA LEONE	0	20488	-	0	38,096	-
GABON	15,700	4,133	-73.68	195,052	11,413	-94.15
COTE D'IVOIRE	115,250	116,227	0.85	178,271	203,946	14.40
SENEGAL	530,342	128,754	-75.72	1,916,595	209,341	-89.08
MAURITANIA	48,600	0	-100.00	60,480	0	-100.00
MALI	142,086	65,075	-54.20	147,212	51,958	-64.71
BENIN	357	417,672	116,894.96	1,600	817,189	50,974.31
BURKINA FASO	0	35,621	-	0	67,302	-
GAMBIA	0	20,936	-	0	37,417	-
SEYCHELLES	25,179	1,467	-94.17	63,113	3,916	-93.80
UGANDA	0	576	-	0	5,448	-
DJIBOUTI	321,109	1,055,952	228.85	503,805	1,931,503	283.38
SAINT HELENA	10,059	0	-100.00	150,513	0	-100.00
SWAZILAND	832	2,226	167.55	9,544	26,017	172.60
SOUTH AFRICA	1,543,906	1,297,699	-15.95	4,212,869	4,023,056	-4.51
ZIMBABWE	1,985	6,492	227.05	3,200	17,884	458.88
COMOROS	500	0	-100.00	30,808	0	-100.00
BURUNDI	18,057	0	-100.00	27,224	0	-100.00
MAURITIUS	12,807	93320	628.66	29,618	357,460	1,106.90
VIRGIN ISLANDS (BRITISH)	43	142	230.23	633	2,184	245.02
AUSTRALIA	4837170	6834131	41.28	34,603,834	40,673,500	17.54
NEW ZEALAND	1,124,649	1499627	33.34	5,707,299	9,868,397	72.91

TABEL 5. PERKEMBANGAN EKSPOR INDONESIA MENURUT KOMODITI DAN NEGARA TUJUAN

JENIS BARANG	BERAT BERSIH (KG)		PERUB	NILAI FOB (US \$)		PERUB
	JAN-JUN 2005	JAN-JUN 2006	%	JAN-JUN 2005	JAN-JUN 2006	%
	(1)	(2)	(3)	(4)	(5)	(6)
NEW CALEDONIA	3717	2472	-33.49	15,796	16,830	6.55
VANUATU	93,521	71,081	-23.99	153,353	105,978	-30.89
AMERICAN SAMOA	199	0	-100.00	7,948	0	-100.00
COOK ISLANDS	0	1095	-	0	500	-
FIJI	242,174	204,216	-15.67	571,641	457,285	-20.00
MARSHALL ISLANDS	975	0	-100.00	6,810	0	-100.00
SAMOA	41,758	312,899	649.32	267,490	1,696,621	534.27
SOLOMON ISLANDS	214,819	266,753	24.18	300,225	376,217	25.31
TONGA	14,360	18,393	28.08	24,171	35,049	45.00
TUVALU	0	59,785	-	0	247,000	-
CHRISTMAS ISLANDS	126	0	-100.00	700	0	-100.00
EAST TIMOR	21,995	47,805	117.34	98,784	116,789	18.23
UNITED STATES	19,888,095	22,090,102	11.07	165,811,689	162,957,073	-1.72
CANADA	613,904	950,829	54.88	2,611,303	3,580,278	37.11
MEXICO	2,043,944	2,737,651	33.94	8,912,861	9,498,117	6.57
GUATEMALA	57,055	233,164	308.67	124,926	517,574	314.30
HONDURAS	319	0	-100.00	5,822	0	-100.00
NICARAGUA	95,093	152,706	60.59	1,015,042	655,752	-35.40
PANAMA	90,470	97,366	7.62	250,486	274,721	9.68
CUBA	52,058	12,875	-75.27	81,493	31,110	-61.82
SURINAME	85,312	131,820	54.52	119,627	248,422	107.66
CHILE	1,083,634	1,304,405	20.37	1,733,835	2,366,255	36.48
VENEZUELA	234,678	377,762	60.97	496,857	1,012,606	103.80
ARGENTINA	762,267	389,478	-48.91	1,720,443	1,596,448	-7.21
BRAZIL	257,121	556,819	116.56	1,396,771	3,672,606	162.94
COLOMBIA	460,452	662,728	43.93	1,055,838	1,538,038	45.67
URUGUAY	3,315	3,950	19.16	11,783	19,850	68.46
PARAGUAY	100,663	212,831	111.43	243,095	304,115	25.10
ECUADOR	571,957	494,411	-13.56	924,944	859,965	-7.03
PERU	66,125	148,261	124.21	282,240	443,356	57.08
GUYANA	0	66,823	-	0	200,000	-
TRINIDAD AND TOBAGO	123,676	68,881	-44.31	201,044	141,264	-29.73
BAHAMAS	33,081	33,802	2.18	120,051	214,130	78.37
JAMAICA	42,988	1,287	-97.01	64,883	16,359	-74.79
PUERTO RICO	74,959	40,950	-45.37	131,022	1,162,883	787.55
BELIZE	1,334	0	-100.00	1,196	0	-100.00
DOMINICAN REPUBLIC	306,422	559,758	82.68	516,703	817,917	58.30
EL SALVADOR	21,861	0	-100.00	29,975	0	-100.00
COSTA RICA	7,270	157,728	2,069.57	55,216	298,971	441.46
HAITI	276,049	231,983	-15.96	430,232	313,689	-27.09
ARUBA	0	17,536	-	0	23,180	-
CAPE VERDE	23,189	21,602	-6.84	42,805	44,355	3.62
DOMINICA	2,061	0	-100.00	31,477	0	-100.00
FRENCH GUIANA	353	0	-100.00	735	0	-100.00
FRENCH POLYNESIA	28,097	9,589	-65.87	73,287	34,065	-53.52
NETHERLANDS ANTILLES	40,090	214	-99.47	263,347	12,870	-95.11
GUADELOUPE	4,072	0	-100.00	6,751	0	-100.00
UNITED KINGDOM	3,168,537	3,359,017	6.01	11,008,044	11,841,541	7.57
NETHERLANDS	2,247,902	2,624,203	16.74	13,035,547	15,175,014	16.41
FRANCE	1,867,845	1,864,576	-0.18	27,999,844	39,512,226	41.12
GERMANY, FED. REP. OF	1,018,404	2,502,047	145.68	19,918,133	29,221,376	46.71
AUSTRIA	2,770	32,841	1,085.60	110,734	431,007	289.23
BELGIUM	3,168,930	3,520,291	11.09	7,591,656	10,371,506	36.62
SWITZERLAND	42,374	55,383	30.70	147,852	541,252	266.08
LUXEMBOURG	12	0	-100.00	72	0	-100.00
DENMARK	32,030	20,574	-35.77	455,871	327,355	-28.19
NORWAY	44,663	88,673	98.54	193,840	529,567	173.20
SWEDEN	125,261	180,250	43.90	198,961	4,665,965	2,245.17
FINLAND	99,892	115,818	15.94	407,900	1,812,159	344.27
IRELAND	99,693	22,528	-77.40	152,412	120,649	-20.84
ITALY	1,494,664	1,870,780	25.16	4,447,242	17,321,670	289.49
SPAIN	2,210,965	3,819,321	72.74	8,156,903	15,652,298	91.89
PORTUGAL	13,180	6,973	-47.09	69,841	33,211	-52.45
GREECE	1,322,263	1,636,333	23.75	2,143,872	2,905,001	35.50
ANDORRA	0	3,227	-	0	44,353	-
CZECHOSLOVAKIA	224,860	408,263	81.56	354,756	729,822	105.73
HUNGARY	149,127	212,301	42.36	3,069,917	3,795,664	23.64
POLAND	115,126	448,126	289.25	1,186,108	2,329,589	96.41

TABEL 5. PERKEMBANGAN EKSPOR INDONESIA MENURUT KOMODITI DAN NEGARA TUJUAN

JENIS BARANG	BERAT BERSIH (KG)		PERUB	NILAI FOB (US \$)		PERUB
	JAN-JUN 2005	JAN-JUN 2006	%	JAN-JUN 2005	JAN-JUN 2006	%
	(1)	(2)	(3)	(4)	(5)	(6)
ROMANIA	248	1,589	540.73	13,600	9,318	-31.49
BULGARIA	0	2433	-	0	75,152	-
YUGOSLAVIA	0	1	-	0	36	-
ARMENIA	0	20,070	-	0	31,908	-
BELARUS	188	0	-100.00	35,542	0	-100.00
KAZAKHSTAN	765	0	-100.00	92,588	0	-100.00
UKRAINE	57	6,779	11,792.98	2,301	361,325	15,602.96
LITHUANIA	186	34,223	18,299.46	16	87,123	544,418.75
LATVIA	842,449	0	-100.00	2,235,385	0	-100.00
GEORGIA	92,797	58,801	-36.63	211,860	139,320	-34.24
MALTA	39,546	2,486	-93.71	116,412	11,655	-89.99
SLOVAKIA	792,589	71,586	-90.97	11,736,785	975,987	-91.68
CZECH REPUBLIC	115003	214,990	86.94	256,875	708,944	175.99
SOUTH GEORGIA AND THE	0	23	-	0	787	-
FAEROE ISLANDS	16,630	0	-100.00	204,057	0	-100.00
RUSSIA FEDERATION	806180	273408	-66.09	2,178,575	1,983,013	-8.98
-DIODE TRANSISTOR	841638	616807	-26.71	63,772,304	61,043,340	-4.28
JAPAN	79477	86,647	9.02	25,878,935	25,223,356	-2.53
HONG KONG	70,873	72,239	1.93	5,718,995	8,738,240	52.79
KOREA, REPUBLIC OF	16,749	11,523	-31.20	259,912	73,645	-71.67
TAIWAN	28897	18,485	-36.03	1,361,428	1,279,774	-6.00
CHINA	7,758	12,294	58.47	1,033,083	1,897,158	83.64
THAILAND	1,475	1,185	-19.66	11,403	12,051	5.68
SINGAPORE	629,170	374,775	-40.43	28,637,963	21,186,190	-26.02
PHILIPPINES	1,044	447	-57.18	62,920	28,345	-54.95
MALAYSIA	1,719	23,963	1,294.01	251,537	428,162	70.22
BRUNEI DARUSSALAM	0	1	-	0	11	-
VIET NAM	6	17	183.33	66	4,117	6,137.88
INDIA	27	526	1,848.15	640	2,757	330.78
PAKISTAN	117	111	-5.13	605	579	-4.30
SRI LANKA	378	773	104.50	935	2,907	210.91
UNITED ARAB EMIRATES	0	1	-	0	439	-
SEYCHELLES	0	38	-	0	158	-
SOUTH AFRICA	1	0	-100.00	1	0	-100.00
UNITED STATES	2,257	5,541	145.50	290,488	606,022	108.62
BRAZIL	0	780	-	0	21,292	-
UNITED KINGDOM	0	1	-	0	128	-
FRANCE	30	0	-100.00	26,835	0	-100.00
GERMANY, FED. REP. OF	1652	7,290	341.28	195,681	1,281,270	554.77
BELGIUM	2	2	0.00	1,582	929	-41.28
DENMARK	0	10	-	0	934	-
FINLAND	0	83	-	0	247,823	-
SLOVAKIA	0	75	-	0	7,053	-
RUSSIA FEDERATION	6	0	-100.00	39,295	0	-100.00
-AUDIO VISUAL	83,451,298	75810442	-9.16	1,419,445,895	1,227,241,363	-13.54
JAPAN	6,126,810	2904349	-52.60	147,366,664	70,364,427	-52.25
HONG KONG	852,157	2,362,587	177.25	40,728,898	81,117,672	99.16
KOREA, DEMOCRATIC	0	865	-	0	30,629	-
KOREA, REPUBLIC OF	763,364	771069	1.01	43,024,723	41,382,568	-3.82
TAIWAN	601978	227981	-62.13	6,964,349	4,085,361	-41.34
CHINA	467427	700709	49.91	17,092,522	22,134,161	29.50
MACAU	0	8	-	0	98	-
PAPUA NEW GUINEA	12526	43004	243.32	52,706	214,461	306.90
THAILAND	2320887	1748116	-24.68	21,616,675	17,012,232	-21.30
SINGAPORE	19,753,149	23587601	19.41	230,051,926	258,129,303	12.20
PHILIPPINES	1400388	1144612	-18.26	11,297,555	8,970,685	-20.60
MALAYSIA	2,519,817	2,058,780	-18.30	38,344,115	29,444,022	-23.21
MYANMAR (FORM. BURMA)	88405	77418	-12.43	336,752	179,706	-46.64
CAMBODIA	0	9869	-	0	307,973	-
BRUNEI DARUSSALAM	0	986	-	0	5,919	-
LAO PEOPLE'S	2,911	0	-100.00	34,161	0	-100.00
NEPAL	0	467	-	0	2,342	-
VIET NAM	550,972	1,043,822	89.45	4,774,975	24,523,339	413.58
MALDIVES	576	40	-93.06	2,511	486	-80.65
INDIA	328757	449,087	36.60	4,859,636	7,978,111	64.17
PAKISTAN	82022	60,433	-26.32	618,918	365,141	-41.00
BANGLADESH	69,999	59,162	-15.48	305,606	216,496	-29.16
SRI LANKA	240,662	69,267	-71.22	898,129	307,286	-65.79

TABEL 5. PERKEMBANGAN EKSPOR INDONESIA MENURUT KOMODITI DAN NEGARA TUJUAN

JENIS BARANG	BERAT BERSIH (KG)		PERUB	NILAI FOB (US \$)		PERUB
	JAN-JUN 2005	JAN-JUN 2006	%	JAN-JUN 2005	JAN-JUN 2006	%
	(1)	(2)	(3)	(4)	(5)	(6)
IRAQ	0	1	-	0	25	-
IRAN (ISLAMIC REPUBLIC)	670,912	73,337	-89.07	6,188,360	2,055,825	-66.78
SAUDI ARABIA	1645741	1555836	-5.46	10,463,119	9,884,381	-5.53
KUWAIT	377461	424,059	12.35	2,596,017	3,863,216	48.81
JORDAN	221609	239,870	8.24	944,899	1,364,613	44.42
LEBANON	93409	28185	-69.83	513,938	119,301	-76.79
YEMEN	149672	102750	-31.35	380,925	320,861	-15.77
OMAN	250,624	285,788	14.03	1,546,724	1,839,078	18.90
SYRIA ARAB REPUBLIC	56,500	96,651	71.06	130,150	215,498	65.58
TURKEY	216229	224369	3.76	7,048,309	7,973,220	13.12
UNITED ARAB EMIRATES	6,261,539	4,563,079	-27.13	43,010,563	41,429,483	-3.68
QATAR	107044	131717	23.05	780,427	907,078	16.23
BAHRAIN	30318	6015	-80.16	137,542	24,480	-82.20
CYPRUS	850	1611	89.53	28,804	37,519	30.26
EGYPT	297571	236592	-20.49	1,876,116	4,361,549	132.48
LIBYAN ARAB JAMAHIRIYA	14,475	135116	833.44	114,133	584,321	411.96
MOROCCO	263,005	82,260	-68.72	1,271,439	580,081	-54.38
TUNISIA	70217	12441	-82.28	499,620	120,660	-75.85
ALGERIA	16,058	0	-100.00	216,160	0	-100.00
SUDAN	63810	38245	-40.06	168,838	116,103	-31.23
ERITREA	0	951	-	0	33,524	-
LESOTHO	9619	0	-100.00	101,100	0	-100.00
NAMIBIA	100	0	-100.00	250	0	-100.00
ETHIOPIA	129,964	108835	-16.26	349,345	268,281	-23.20
TANZANIA, UNITED	20,460	197	-99.04	125,811	450	-99.64
KENYA	39560	0	-100.00	203,491	0	-100.00
MOZAMBIQUE	92648	0	-100.00	453,922	0	-100.00
EQUATORIAL GUINEA	0	2767	-	0	6,791	-
TOGO	0	294	-	0	186	-
GHANA	204729	237706	16.11	4,604,871	875,622	-80.98
LIBERIA	0	3352	-	0	13,525	-
GUINEA	50664	38361	-24.28	163,800	88,056	-46.24
ANGOLA	58542	68938	17.76	118,055	161,548	36.84
CONGO	0	13026	-	0	47,290	-
NIGERIA	448,194	921,337	105.57	1,349,010	2,683,518	98.92
COTE D'IVOIRE	13,121	19800	50.90	45,775	85,206	86.14
SENEGAL	7,501	2,871	-61.73	216,694	81,190	-62.53
MAURITANIA	57666	58943	2.21	145,682	163,706	12.37
BENIN	6,173	2860	-53.67	27,650	7,860	-71.57
SEYCHELLES	204	1425	598.53	165	5,893	3,471.52
NIGER	135499	0	-100.00	346,971	0	-100.00
DJIBOUTI	24,817	18770	-24.37	72,932	106,145	45.54
SAO TOME AND PRINCIPE	5966	4508	-24.44	28,493	3,500	-87.72
SOUTH AFRICA	512,936	635,195	23.84	4,864,799	6,053,047	24.43
ZIMBABWE	55000	0	-100.00	146,558	0	-100.00
ZAMBIA	60,528	14580	-75.91	390,986	66,628	-82.96
MAURITIUS	66824	57506	-13.94	454,430	405,900	-10.68
AUSTRALIA	1,224,140	1287335	5.16	12,611,001	19,248,344	52.63
NEW ZEALAND	364896	382473	4.82	3,474,451	4,487,163	29.15
NEW CALEDONIA	1073	14	-98.70	7,805	279	-96.43
NORTHERN MARIANA	2514	0	-100.00	10,368	0	-100.00
VANUATU	3718	1454	-60.89	24,413	12,726	-47.87
AMERICAN SAMOA	0	10	-	0	27	-
FIJI	17,714	12,034	-32.07	84,875	47,106	-44.50
SAMOA	0	23	-	0	284	-
TONGA	4,850	32	-99.34	14,012	407	-97.10
CHRISTMAS ISLANDS	0	65	-	0	500	-
EAST TIMOR	110427	352,334	219.07	259,229	6,613,512	2,451.22
UNITED STATES	13,569,601	8,433,861	-37.85	426,661,698	214,950,262	-49.62
CANADA	404611	302,779	-25.17	10,915,300	10,526,174	-3.56
MEXICO	1,392,961	627,997	-54.92	10,105,305	10,057,080	-0.48
GUATEMALA	2877	11746	308.27	23,245	90,226	288.15
PANAMA	161381	130016	-19.44	3,704,978	2,663,340	-28.11
CHILE	101232	24602	-75.70	1,777,777	433,321	-75.63
VENEZUELA	10	299	2,890.00	982	76,956	7,736.66
ARGENTINA	720	42,745	5,836.81	11,332	1,437,211	12,582.77
BRAZIL	505294	371,321	-26.51	7,724,054	9,361,461	21.20
COLOMBIA	84141	4746	-94.36	2,345,747	160,703	-93.15

TABEL 5. PERKEMBANGAN EKSPOR INDONESIA MENURUT KOMODITI DAN NEGARA TUJUAN

JENIS BARANG	BERAT BERSIH (KG)		PERUB	NILAI FOB (US \$)		PERUB
	JAN-JUN 2005	JAN-JUN 2006	%	JAN-JUN 2005	JAN-JUN 2006	%
	(1)	(2)	(3)	(4)	(5)	(6)
BOLIVIA	0	3,618	-	0	97,391	-
URUGUAY	486	28,964	5,859.67	13,658	57,277	319.37
ECUADOR	0	1,580	-	0	13,682	-
PERU	47,794	14,635	-69.38	1,571,871	688,634	-56.19
GUYANA	0	47	-	0	3,096	-
PUERTO RICO	9,206	5,346	-41.93	1,003,766	614,815	-38.75
EL SALVADOR	10	14	40.00	982	3,262	232.18
COSTA RICA	10	203	1,930.00	982	51,085	5,102.14
CAPE VERDE	0	535	-	0	1,638	-
FRENCH GUIANA	0	7,478	-	0	33,667	-
FRENCH POLYNESIA	2,944	0	-100.00	14,080	0	-100.00
MARTINIQUE	0	33,681	-	0	117,992	-
NETHERLANDS ANTILLES	818	1,069	30.68	151,506	86,119	-43.16
GUADELOUPE	0	33,822	-	0	118,371	-
UNITED KINGDOM	1,973,961	1800383	-8.79	22,630,214	14,732,069	-34.90
NETHERLANDS	902,913	1,252,963	38.77	35,801,713	53,035,933	48.14
FRANCE	720141	404,527	-43.83	8,973,632	4,957,072	-44.76
GERMANY, FED. REP. OF	1,576,865	1,600,748	1.51	65,719,532	41,228,283	-37.27
AUSTRIA	116294	11,796	-89.86	2,995,405	339,753	-88.66
BELGIUM	3,858,412	4,417,405	14.49	79,203,353	93,891,272	18.54
SWITZERLAND	2021	11821	484.91	138,823	353,021	154.30
DENMARK	42,070	125,927	199.33	995,665	1,155,098	16.01
NORWAY	5,245	11153	112.64	7,273	14,194	95.16
SWEDEN	107094	146805	37.08	1,110,732	3,415,474	207.50
FINLAND	2,467,064	1891893	-23.31	19,147,454	34,751,152	81.49
IRELAND	19018	279	-98.53	90,587	6,194	-93.16
ITALY	518,754	511,811	-1.34	12,254,271	11,597,620	-5.36
SPAIN	577180	332,475	-42.40	7,764,747	5,714,120	-26.41
PORTUGAL	2,336	269	-88.48	11,869	1,625	-86.31
GREECE	75922	29,434	-61.23	593,874	216,270	-63.58
ANDORRA	837	1991	137.87	4,903	27,366	458.15
CZECHOSLOVAKIA	57146	12385	-78.33	203,872	46,656	-77.12
HUNGARY	473,957	350,856	-25.97	1,356,246	1,655,799	22.09
POLAND	94836	53145	-43.96	1,908,171	1,453,957	-23.80
ROMANIA	17907	18109	1.13	1,928,326	2,861,256	48.38
BULGARIA	52527	53042	0.98	481,682	769,518	59.76
YUGOSLAVIA	0	11575	-	0	365,388	-
ARMENIA	0	4224	-	0	127,613	-
KAZAKHSTAN	0	5427	-	0	28,193	-
UKRAINE	649047	442,242	-31.86	2,432,747	1,792,732	-26.31
LITHUANIA	0	1	-	0	8	-
LATVIA	30	94	213.33	15,183	31,380	106.68
ESTONIA	0	20,075	-	0	100,276	-
CROATIA	3846	9385	144.02	102,202	265,159	159.45
MALTA	0	171	-	0	3,289	-
SLOVAKIA	8,073	15,801	95.73	100,706	379,046	276.39
SLOVENIA	0	5,089	-	0	138,175	-
CZECH REPUBLIC	13,969	148689	964.42	262,780	3,631,038	1,281.78
RUSSIA FEDERATION	2,109,839	2221198	5.28	10,198,822	12,373,677	21.32
-FOTOGRAFI DAN OPTIK	1438894	1,718,656	19.44	59,226,478	99,681,563	68.31
JAPAN	167132	64,947	-61.14	8,885,560	6,602,622	-25.69
HONG KONG	16,120	23068	43.10	491,934	2,387,029	385.23
KOREA, REPUBLIC OF	6,350	6,547	3.10	175,619	179,013	1.93
TAIWAN	22685	11120	-50.98	4,221,965	1,797,180	-57.43
CHINA	2643	22638	756.53	380,653	4,307,560	1,031.62
THAILAND	85,684	28,704	-66.50	266,285	288,523	8.35
SINGAPORE	144,986	779,716	437.79	2,295,291	55,750,356	2,328.90
PHILIPPINES	1388	1,225	-11.74	253,661	117,957	-53.50
MALAYSIA	12,757	8,451	-33.75	1,683,487	286,233	-83.00
MYANMAR (FORM. BURMA)	26	39	50.00	5,817	8,342	43.41
VIET NAM	3,127	4,343	38.89	296,382	163,397	-44.87
INDIA	29337	50219	71.18	546,981	877,846	60.49
PAKISTAN	451	7,160	1,487.58	2,526	31,212	1,135.63
BANGLADESH	4119	2972	-27.85	40,321	23,984	-40.52
SRI LANKA	0	2,638	-	0	33,131	-
IRAN (ISLAMIC REPUBLIC)	0	161	-	0	1,204	-
SAUDI ARABIA	3009	430	-85.71	142,457	3,014	-97.88
KUWAIT	0	10	-	0	171	-

TABEL 5. PERKEMBANGAN EKSPOR INDONESIA MENURUT KOMODITI DAN NEGARA TUJUAN

JENIS BARANG	BERAT BERSIH (KG)		PERUB	NILAI FOB (US \$)		PERUB
	JAN-JUN 2005	JAN-JUN 2006	%	JAN-JUN 2005	JAN-JUN 2006	%
	(1)	(2)	(3)	(4)	(5)	(6)
LEBANON	511	368	-27.98	10,622	16,623	56.50
OMAN	2,657	0	-100.00	15,250	0	-100.00
SYRIA ARAB REPUBLIC	1,738	352	-79.75	12,037	4,827	-59.90
TURKEY	2453	85	-96.53	41,762	15,346	-63.25
UNITED ARAB EMIRATES	9,009	3101	-65.58	121,724	136,758	12.35
CYPRUS	321	0	-100.00	1,350	0	-100.00
EGYPT	7341	463	-93.69	55,787	751	-98.65
LIBYAN ARAB JAMAHIRIYA	30	0	-100.00	2,222	0	-100.00
TUNISIA	5	0	-100.00	1,283	0	-100.00
ALGERIA	101	0	-100.00	1,500	0	-100.00
KENYA	141	0	-100.00	4,801	0	-100.00
CAMEROON	164	0	-100.00	4,017	0	-100.00
NIGERIA	360	205	-43.06	4,400	173	-96.07
SOUTH AFRICA	7623	32	-99.58	117,075	605	-99.48
MAURITIUS	43	134	211.63	756	2,841	275.79
AUSTRALIA	5362	1467	-72.64	316,541	49,421	-84.39
NEW ZEALAND	75	141	88.00	1,405	2,272	61.71
VANUATU	0	763	-	0	9,453	-
FIJI	75	0	-100.00	213	0	-100.00
SOLOMON ISLANDS	0	771	-	0	2,166	-
EAST TIMOR	31,174	0	-100.00	47,981	0	-100.00
UNITED STATES	593,605	558,009	-6.00	25,509,132	17,848,894	-30.03
CANADA	13,247	2,435	-81.62	956,533	393,355	-58.88
MEXICO	1,622	4,131	154.69	22,166	30,419	37.23
VENEZUELA	708	1,319	86.30	16,128	60,175	273.11
ARGENTINA	0	1,158	-	0	15,390	-
BRAZIL	11,808	7,028	-40.48	110,488	183,833	66.38
COLOMBIA	4,004	4,869	21.60	75,671	108,439	43.30
ECUADOR	3,894	218	-94.40	135,538	32,675	-75.89
PERU	1,368	2,178	59.21	16,162	26,669	65.01
PUERTO RICO	28	0	-100.00	439	0	-100.00
DOMINICAN REPUBLIC	315	2,966	841.59	12,765	70,574	452.87
COSTA RICA	0	1,341	-	0	19,964	-
FRENCH POLYNESIA	547	0	-100.00	1,174	0	-100.00
NETHERLANDS ANTILLES	271	0	-100.00	29,886	0	-100.00
UNITED KINGDOM	46,345	35,341	-23.74	584,542	756,273	29.38
NETHERLANDS	1,549	1,381	-10.85	470,779	172,379	-63.38
FRANCE	454	672	48.02	45,779	139,665	205.09
GERMANY, FED. REP. OF	169,199	67,383	-60.18	10,202,873	6,427,947	-37.00
BELGIUM	3	46	1,433.33	150	1,771	1,080.67
LUXEMBOURG	200	268	34.00	30,421	44,828	47.36
DENMARK	0	431	-	0	4,200	-
FINLAND	63	53	-15.87	2,180	7,177	229.22
ITALY	2500	469	-81.24	68,342	12,170	-82.19
SPAIN	2,361	3540	49.94	236,688	173,150	-26.84
PORTUGAL	0	45	-	0	556	-
MONTSERRAT	7,844	0	-100.00	117,296	0	-100.00
GREECE	47	229	387.23	598	3,437	474.75
VATICAN CITY STATE (HOLY	44	0	-100.00	1,980	0	-100.00
HUNGARY	822	239	-70.92	12,681	5,285	-58.32
ROMANIA	97	67	-30.93	25,934	17,966	-30.72
BULGARIA	5,073	0	-100.00	49,841	0	-100.00
YUGOSLAVIA	1,560	39	-97.50	14,809	15,845	7.00
SLOVAKIA	276	159	-42.39	24,530	3,454	-85.92
SLOVENIA	0	372	-	0	5,063	-
FAEROE ISLANDS	43	0	-100.00	1,308	0	-100.00
-ALAT UKUR	169,684	179379	5.71	6,411,969	4,025,862	-37.21
JAPAN	809	260	-67.86	835,564	58,436	-93.01
HONG KONG	324	266	-17.90	157	35,110	22,263.06
TAIWAN	2	0	-100.00	20	0	-100.00
CHINA	471	768	63.06	173,051	1,191	-99.31
PAPUA NEW GUINEA	0	927	-	0	1,191	-
THAILAND	2,670	642	-75.96	37,964	162,826	328.90
SINGAPORE	62,210	112611	81.02	1,562,299	1,937,678	24.03
PHILIPPINES	1,040	24	-97.69	1,558	150	-90.37
MALAYSIA	27739	31,111	12.16	684,247	98,140	-85.66
MYANMAR (FORM. BURMA)	54	0	-100.00	16,218	0	-100.00
BRUNEI DARUSSALAM	175	20	-88.57	18,010	500	-97.22

TABEL 5. PERKEMBANGAN EKSPOR INDONESIA MENURUT KOMODITI DAN NEGARA TUJUAN

JENIS BARANG	BERAT BERSIH (KG)		PERUB	NILAI FOB (US \$)		PERUB
	JAN-JUN 2005	JAN-JUN 2006	%	JAN-JUN 2005	JAN-JUN 2006	%
	(1)	(2)	(3)	(4)	(5)	(6)
VIET NAM	10271	0	-100.00	140,976	0	-100.00
INDIA	20,296	0	-100.00	353,719	0	-100.00
PAKISTAN	515	144	-72.04	36,133	1,441	-96.01
KUWAIT	90	270	200.00	400	1,471	267.75
YEMEN	6512	0	-100.00	83,258	0	-100.00
OMAN	0	200	-	0	689	-
UNITED ARAB EMIRATES	11107	1611	-85.50	326,478	207,674	-36.39
QATAR	200	85	-57.50	26,405	116,783	342.28
EGYPT	1,679	0	-100.00	495,838	0	-100.00
LIBYAN ARAB JAMAHIRIYA	820	0	-100.00	173,000	0	-100.00
SUDAN	3,250	0	-100.00	473,326	0	-100.00
GHANA	188	0	-100.00	126	0	-100.00
GUINEA	0	47	-	0	130	-
CONGO	0	93	-	0	1,140	-
RWANDA	0	208	-	0	4,455	-
AUSTRALIA	2,970	1,528	-48.55	264,074	34,718	-86.85
UNITED STATES	1,481	2,993	102.09	192,888	269,141	39.53
CANADA	240	0	-100.00	29,042	0	-100.00
COSTA RICA	3,056	0	-100.00	114,209	0	-100.00
FRENCH POLYNESIA	126	0	-100.00	6,525	0	-100.00
UNITED KINGDOM	25	2,029	8,016.00	2,000	168,465	8,323.25
NETHERLANDS	1,991	1,715	-13.86	80,493	87,545	8.76
FRANCE	0	1,104	-	0	105,682	-
GERMANY, FED. REP. OF	6569	6,411	-2.41	125,405	80,546	-35.77
DENMARK	0	35	-	0	4,597	-
NORWAY	0	694	-	0	49,757	-
SWEDEN	351	338	-3.70	19,880	25,363	27.58
IRELAND	0	1,860	-	0	138,616	-
GREECE	2,453	2,214	-9.74	138,706	150,964	8.84
UKRAINE	0	9,036	-	0	273,459	-
LITHUANIA	0	135	-	0	8,004	-
-LONCENG, ARLOJI DAN	2,796,487	2,708,885	-3.13	29,245,638	38,251,138	30.79
JAPAN	116,121	104,777	-9.77	2,389,225	2,978,529	24.67
HONG KONG	169,275	187,440	10.73	1,811,646	1,967,458	8.60
KOREA, REPUBLIC OF	3,728	17,006	356.17	123,338	227,914	84.79
TAIWAN	18,796	177,195	842.73	251,604	943,200	274.87
CHINA	21,835	20,323	-6.92	154,827	240,296	55.20
MACAU	1,980	5,741	189.95	17,500	59,060	237.49
PAPUA NEW GUINEA	4,290	2,656	-38.09	8,381	10,992	31.15
THAILAND	47,832	58,068	21.40	1,307,320	730,020	-44.16
SINGAPORE	232,165	303,692	30.81	1,746,736	6,717,127	284.55
PHILIPPINES	178,786	47,855	-73.23	2,080,575	474,674	-77.19
MALAYSIA	162,220	258,402	59.29	2,163,232	2,105,101	-2.69
CAMBODIA	0	16,851	-	0	114,378	-
BRUNEI DARUSSALAM	215	3,797	1,666.05	11,250	60,892	441.26
NEPAL	43,500	0	-100.00	156,715	0	-100.00
BHUTAN	26,163	0	-100.00	177,389	0	-100.00
VIET NAM	73,434	115,160	56.82	817,100	1,331,718	62.98
MALDIVES	0	3,756	-	0	27,675	-
INDIA	474,873	238,856	-49.70	3,278,044	1,765,285	-46.15
PAKISTAN	2	1,626	81,200.00	6	29,035	483,816.67
SRI LANKA	50,574	2,185	-95.68	244,205	20,047	-91.79
IRAN (ISLAMIC REPUBLIC)	7	0	-100.00	25	0	-100.00
SAUDI ARABIA	5,303	1,258	-76.28	24,703	9,327	-62.24
KUWAIT	4,236	343	-91.90	70,423	8,505	-87.92
JORDAN	52	0	-100.00	464	0	-100.00
LEBANON	5,221	0	-100.00	73,136	0	-100.00
YEMEN	289	62,352	21,475.09	3,644	521,581	14,213.42
OMAN	2,970	11,880	300.00	34,659	130,885	277.64
TURKEY	386	2,261	485.75	6,673	2,004,859	29,944.34
UNITED ARAB EMIRATES	4,757	5,445	14.46	110,048	325,197	195.50
QATAR	45	5,063	11,151.11	4,940	179,067	3,524.84
EGYPT	1,422	0	-100.00	50,100	0	-100.00
LIBYAN ARAB JAMAHIRIYA	294	0	-100.00	94,974	0	-100.00
MOROCCO	53,012	81,751	54.21	343,231	637,817	85.83
SUDAN	640	0	-100.00	21,836	0	-100.00
TANZANIA, UNITED	0	6	-	0	1,438	-
MADAGASCAR	0	789	-	0	6,216	-

TABEL 5. PERKEMBANGAN EKSPOR INDONESIA MENURUT KOMODITI DAN NEGARA TUJUAN

JENIS BARANG	BERAT BERSIH (KG)		PERUB	NILAI FOB (US \$)		PERUB
	JAN-JUN 2005	JAN-JUN 2006	%	JAN-JUN 2005	JAN-JUN 2006	%
	(1)	(2)	(3)	(4)	(5)	(6)
KENYA	45	0	-100.00	118	0	-100.00
REUNION	31	0	-100.00	41	0	-100.00
MOZAMBIQUE	20299	5,437	-73.22	154,773	42,674	-72.43
TOGO	0	3,915	-	0	25,194	-
GUINEA	0	9,182	-	0	7,136	-
ANGOLA	6,165	0	-100.00	43,069	0	-100.00
CAMEROON	43,500	54,514	25.32	329,733	596,278	80.84
NIGERIA	863	11,093	1,185.40	18,023	312,301	1,632.79
GABON	0	977	-	0	8,638	-
COTE D'IVOIRE	82,199	36717	-55.33	656,227	283,917	-56.73
SENEGAL	49,876	66,775	33.88	291,803	429,299	47.12
MAURITANIA	0	10,640	-	0	308,000	-
MALI	6,851	0	-100.00	58,812	0	-100.00
BENIN	9,963	4	-99.96	76,394	31	-99.96
BURKINA FASO	0	31,899	-	0	258,161	-
NIGER	0	7975	-	0	66,236	-
CHAD	2245	0	-100.00	20,148	0	-100.00
SOUTH AFRICA	51,939	61,083	17.61	356,494	417,651	17.16
ZIMBABWE	855	0	-100.00	698	0	-100.00
MAURITIUS	3	0	-100.00	10	0	-100.00
RWANDA	0	3	-	0	33	-
AUSTRALIA	88,950	96,206	8.16	1,260,975	1,301,072	3.18
NEW ZEALAND	6,807	10567	55.24	146,628	155,460	6.02
FIJI	343	6,223	1,714.29	5,020	53,520	966.14
UNITED STATES	166,605	177,949	6.81	3,345,347	4,778,348	42.84
CANADA	2161	4,013	85.70	44,554	57,983	30.14
MEXICO	12,563	16,728	33.15	212,891	286,055	34.37
PANAMA	0	659	-	0	10,055	-
CHILE	62,368	7,424	-88.10	127,797	121,723	-4.75
ARGENTINA	33	3	-90.91	999	82	-91.79
BRAZIL	486	10,886	2,139.92	38,894	177,148	355.46
URUGUAY	26580	0	-100.00	42,452	0	-100.00
DOMINICAN REPUBLIC	0	1	-	0	21	-
EL SALVADOR	0	3	-	0	12	-
NETHERLANDS ANTILLES	37	0	-100.00	22	0	-100.00
UNITED KINGDOM	42,589	78111	83.41	764,168	1,206,922	57.94
NETHERLANDS	795	880	10.69	32,889	31,365	-4.63
FRANCE	9,989	13121	31.35	155,506	220,972	42.10
GERMANY, FED. REP. OF	42727	51,196	19.82	666,714	1,099,137	64.86
AUSTRIA	248	520	109.68	156,580	40,643	-74.04
BELGIUM	1720	8	-99.53	5,992	14	-99.77
SWITZERLAND	64	112	75.00	2,055	3,428	66.81
DENMARK	34	174	411.76	20,000	7,000	-65.00
FINLAND	0	588	-	0	95,118	-
ITALY	683	935	36.90	23,463	22,661	-3.42
SPAIN	3,581	2,309	-35.52	93,237	42,581	-54.33
PORTUGAL	313,358	187,587	-40.14	2,224,846	1,677,894	-24.58
GREECE	5	0	-100.00	248	0	-100.00
CZECHOSLOVAKIA	1322	0	-100.00	4,480	0	-100.00
HUNGARY	677	607	-10.34	19,702	14,402	-26.90
POLAND	4	0	-100.00	31	0	-100.00
ROMANIA	0	78	-	0	1,289	-
BULGARIA	1	0	-100.00	100	0	-100.00
MOLDOVA, REPUBLIC OF	100	196	96.00	4,805	6,930	44.22
LATVIA	73	0	-100.00	205	0	-100.00
GEORGIA	31115	4350	-86.02	254,548	41,220	-83.81
SLOVAKIA	0	530	-	0	413,372	-
SOUTH GEORGIA AND THE REP. OF MACEDONIA	0	1	-	0	14	-
RUSSIA FEDERATION	1,212	15	-98.76	6,198	363	-94.14
-COKLAT OLAHAN	42,247,146	57,345,675	35.74	94,178,224	111,085,214	17.95
JAPAN	768525	856,868	11.50	1,048,497	2,241,666	113.80
HONG KONG	125351	90,721	-27.63	257,157	221,542	-13.85
KOREA, REPUBLIC OF	508,768	500,610	-1.60	609,340	424,166	-30.39
TAIWAN	179,530	163,779	-8.77	1,469,423	314,649	-78.59
CHINA	861,526	1,852,114	114.98	756,037	1,090,376	44.22
PAPUA NEW GUINEA	5,253	10,986	109.14	9,201	12,404	34.81
THAILAND	529509	1,131,758	113.74	977,756	2,151,597	120.05

TABEL 5. PERKEMBANGAN EKSPOR INDONESIA MENURUT KOMODITI DAN NEGARA TUJUAN

JENIS BARANG	BERAT BERSIH (KG)		PERUB	NILAI FOB (US \$)		PERUB
	JAN-JUN 2005	JAN-JUN 2006	%	JAN-JUN 2005	JAN-JUN 2006	%
	(1)	(2)	(3)	(4)	(5)	(6)
SINGAPORE	1,015,360	903,805	-10.99	1,668,503	1,477,512	-11.45
PHILIPPINES	3,736,119	3,727,748	-0.22	4,282,682	2,866,232	-33.07
MALAYSIA	868,456	1,440,657	65.89	1,269,034	1,727,279	36.11
CAMBODIA	8100	13,700	69.14	11,700	18,640	59.32
BRUNEI DARUSSALAM	117,879	23,412	-80.14	310,044	53,752	-82.66
VIET NAM	24,902	78,163	213.88	42,538	99,822	134.67
MALDIVES	7,794	10,228	31.23	20,561	17,889	-13.00
INDIA	403,699	778,618	92.87	597,681	759,676	27.10
PAKISTAN	34,992	240,170	586.36	46,378	201,804	335.13
BANGLADESH	23,050	39,538	71.53	6,345	37,455	490.31
SRI LANKA	114,600	48,683	-57.52	145,014	60,678	-58.16
IRAN (ISLAMIC REPUBLIC)	380,995	448,999	17.85	415,180	398,240	-4.08
SAUDI ARABIA	49,588	21,326	-56.99	75,868	47,317	-37.63
KUWAIT	56,136	38,531	-31.36	135,273	80,484	-40.50
JORDAN	0	499	-	0	2,240	-
LEBANON	35,999	0	-100.00	19,715	0	-100.00
YEMEN	248,965	29,209	-88.27	297,858	39,360	-86.79
OMAN	19,140	0	-100.00	42,361	0	-100.00
SYRIA ARAB REPUBLIC	0	239,999	-	0	152,060	-
TURKEY	92,999	321,299	245.49	87,055	212,591	144.20
UNITED ARAB EMIRATES	934,701	1,114,431	19.23	2,920,963	3,964,390	35.72
QATAR	278	74	-73.38	2,496	311	-87.54
BAHRAIN	34,840	15,617	-55.18	77,238	36,719	-52.46
EGYPT	230,700	242,400	5.07	538,917	697,114	29.35
MOROCCO	0	525	-	0	525	-
ALGERIA	195,000	0	-100.00	156,900	0	-100.00
SUDAN	0	69	-	0	715	-
ERITREA	10,800	0	-100.00	16,065	0	-100.00
TANZANIA, UNITED	8049	0	-100.00	16,678	0	-100.00
MADAGASCAR	5529	22,566	308.14	11,091	22,788	105.46
KENYA	53,775	50,516	-6.06	100,690	162,703	61.59
TOGO	43,200	43,200	0.00	60,000	61,200	2.00
GUINEA	0	2,084	-	0	3,150	-
NIGERIA	1,289	0	-100.00	5,269	0	-100.00
COTE D'IVOIRE	9,419	0	-100.00	13,772	0	-100.00
MAURITANIA	40,300	14,400	-64.27	59,800	20,800	-65.22
BENIN	0	14,850	-	0	34,031	-
CENTRAL AFRICAN	0	23,000	-	0	8,510	-
SOUTH AFRICA	1,319,899	1,413,159	7.07	2,462,427	2,694,789	9.44
ZIMBABWE	31,663	0	-100.00	46,435	0	-100.00
MAURITIUS	1,250	11,356	808.48	2,250	28,852	1,182.31
AUSTRALIA	1,531,925	4,123,836	169.19	4,229,207	12,509,590	195.79
NEW ZEALAND	270,972	685,264	152.89	679,760	1,519,097	123.48
VANUATU	3,421	4,402	28.68	7,835	8,037	2.58
AMERICAN SAMOA	0	1,872	-	0	1,926	-
COOK ISLANDS	458	0	-100.00	327	0	-100.00
FIJI	33,906	48,718	43.69	69,568	101,212	45.49
KIRIBATI	0	248	-	0	555	-
SAMOA	0	684	-	0	3,821	-
SOLOMON ISLANDS	0	2,191	-	0	3,725	-
TONGA	2,167	10,902	403.09	2,763	19,214	595.40
TUVALU	0	50	-	0	94	-
EAST TIMOR	8177	13,414	64.05	5,381	15,931	196.06
UNITED STATES	9,421,976	9,746,224	3.44	31,696,052	31,552,319	-0.45
CANADA	200,000	200,522	0.26	640,000	701,289	9.58
MEXICO	216,000	865,200	300.56	275,760	533,175	93.35
CHILE	0	24,998	-	0	14,750	-
ARGENTINA	46,497	0	-100.00	42,870	0	-100.00
BRAZIL	0	1,219,621	-	0	744,387	-
JAMAICA	8,686	8,777	1.05	22,982	22,703	-1.21
FRENCH POLYNESIA	3,972	1,660	-58.21	8,743	3,252	-62.80
UNITED KINGDOM	611,500	176,266	-71.17	1,022,768	414,472	-59.48
NETHERLANDS	2,100,040	3,715,950	76.95	7,337,538	13,211,967	80.06
FRANCE	456,000	4,303,999	-5.61	16,903,466	15,228,665	-9.91
GERMANY, FED. REP. OF	41,101	369,100	798.03	86,447	141,473	63.65
BELGIUM	1,480,121	2,250,200	52.03	3,929,567	7,391,286	88.09
SWITZERLAND	82,706	973	-98.82	97,639	17,287	-82.29
SWEDEN	0	9054	-	0	22,892	-

TABEL 5. PERKEMBANGAN EKSPOR INDONESIA MENURUT KOMODITI DAN NEGARA TUJUAN

JENIS BARANG	BERAT BERSIH (KG)		PERUB	NILAI FOB (US \$)		PERUB
	JAN-JUN 2005	JAN-JUN 2006	%	JAN-JUN 2005	JAN-JUN 2006	%
(1)	(2)	(3)	(4)	(5)	(6)	(7)
SPAIN	4766060	12463150	161.50	2,824,881	3,883,331	37.47
GREECE	47000	80,000	70.21	30,294	22,830	-24.64
HUNGARY	65,950	66000	0.08	63,215	36,169	-42.78
POLAND	15998	32,000	100.03	12,050	12,280	1.91
BULGARIA	2,589,087	437,734	-83.09	1,216,436	124,330	-89.78
UKRAINE	497,500	128,999	-74.07	641,230	91,356	-85.75
UZBEKISTAN	34,000	34,000	0.00	24,106	16,456	-31.73
LITHUANIA	14,000	264,000	1,785.71	16,800	211,200	1,157.14
LATVIA	27999	0	-100.00	35,320	0	-100.00
ESTONIA	380000	25,000	-93.42	1,113,142	10,625	-99.05
CROATIA	17,000	14,000	-17.65	14,135	7,890	-44.18
SLOVENIA	30000	0	-100.00	35,250	0	-100.00
CZECH REPUBLIC	1,000	0	-100.00	500	0	-100.00
RUSSIA FEDERATION	0	37000	-	0	39,600	-
-GULA TETES	86,247,939	206,435,957	139.35	6,822,598	19,703,436	188.80
JAPAN	11,000,001	6,000,000	-45.45	684,801	599,700	-12.43
HONG KONG	0	19,800	-	0	8,712	-
KOREA, REPUBLIC OF	17,690,020	86,162,909	387.07	1,166,944	9,165,230	685.40
TAIWAN	39,858,612	36,362,599	-8.77	3,083,156	3,263,088	5.84
PAPUA NEW GUINEA	0	10219	-	0	13,320	-
SINGAPORE	33,090	51343	55.16	15,464	25,285	63.51
MALAYSIA	45,285	77486	71.11	22,028	20,854	-5.33
VIET NAM	6,201,250	70,033,986	1,029.35	921,600	5,903,764	540.60
MALDIVES	0	761	-	0	1,250	-
INDIA	3500000	0	-100.00	227,500	0	-100.00
VANUATU	3860	0	-100.00	3,706	0	-100.00
SOLOMON ISLANDS	746	0	-100.00	781	0	-100.00
UNITED STATES	62	0	-100.00	85	0	-100.00
UNITED KINGDOM	7915000	7716854	-2.50	696,520	702,233	0.82
NETHERLANDS	13	0	-100.00	13	0	-100.00
-KERUPUK UDANG	2742595	3,204,804	16.85	3,629,801	4,465,673	23.03
JAPAN	43282	110,403	155.08	75,062	188,773	151.49
HONG KONG	23395	79943	241.71	43,821	115,859	164.39
KOREA, REPUBLIC OF	605960	418,428	-30.95	838,672	602,346	-28.18
TAIWAN	31,634	31,294	-1.07	31,256	26,920	-13.87
SINGAPORE	44,603	63,686	42.78	70,061	81,386	16.16
MALAYSIA	231909	159,676	-31.15	125,501	124,371	-0.90
INDIA	0	443	-	0	867	-
SRI LANKA	8750	0	-100.00	5,005	0	-100.00
SAUDI ARABIA	181,604	286,890	57.98	153,540	250,126	62.91
UNITED ARAB EMIRATES	31,960	17,811	-44.27	26,314	20,684	-21.40
AUSTRALIA	35,712	18,986	-46.84	53,938	30,835	-42.83
UNITED STATES	97,655	62,480	-36.02	229,438	153,709	-33.01
CANADA	8,000	2,134	-73.33	15,440	4,466	-71.08
UNITED KINGDOM	133,133	276,556	107.73	197,267	346,839	75.82
NETHERLANDS	1,145,344	1,375,037	20.05	1,597,987	2,071,256	29.62
FRANCE	82,750	149,568	80.75	139,809	263,775	88.67
BELGIUM	35000	44377	26.79	24,690	31,807	28.83
IRELAND	1,904	0	-100.00	2,000	0	-100.00
SPAIN	0	13600	-	0	19,360	-
ROMANIA	0	93,492	-	0	132,294	-
-BUAH/SAYURAN OLAHAN	217052597	220269050	1.48	131,309,804	116,796,856	-11.05
JAPAN	7950639	8,024,103	0.92	7,374,757	6,597,791	-10.54
HONG KONG	822,760	1,496,517	81.89	1,141,004	2,227,107	95.19
KOREA, REPUBLIC OF	863,488	863,780	0.03	695,754	645,465	-7.23
TAIWAN	2,352,722	4,414,355	87.63	1,274,279	1,412,321	10.83
CHINA	1459779	6588132	351.31	521,852	956,270	83.25
PAPUA NEW GUINEA	2,490	700	-71.89	4,230	1,426	-66.29
THAILAND	119,514	371,264	210.64	142,849	81,805	-42.73
SINGAPORE	47525607	40107405	-15.61	29,398,365	24,879,409	-15.37
PHILIPPINES	27771601	6750282	-75.69	9,437,324	2,577,785	-72.69
MALAYSIA	21976209	47494560	116.12	3,824,442	7,196,311	88.17
CAMBODIA	0	177000	-	0	1,680	-
BRUNEI DARUSSALAM	1901	9,444	396.79	1,771	21,169	1,095.31
NEPAL	0	357,323	-	0	348,611	-
VIET NAM	5,965,674	1911231	-67.96	5,246,654	1,336,713	-74.52
MALDIVES	17130	12332	-28.01	24,031	17,926	-25.40
INDIA	18,525,531	8,696,792	-53.06	16,868,826	5,897,828	-65.04

TABEL 5. PERKEMBANGAN EKSPOR INDONESIA MENURUT KOMODITI DAN NEGARA TUJUAN

JENIS BARANG	BERAT BERSIH (KG)		PERUB	NILAI FOB (US \$)		PERUB
	JAN-JUN 2005	JAN-JUN 2006	%	JAN-JUN 2005	JAN-JUN 2006	%
	(1)	(2)	(3)	(4)	(5)	(6)
PAKISTAN	919,018	1,161,891	26.43	497,702	408,606	-17.90
BANGLADESH	18,896	25,000	32.30	9,543	250	-97.38
SRI LANKA	24,346	0	-100.00	2,343	0	-100.00
IRAN (ISLAMIC REPUBLIC)	63000	54,359	-13.72	35,620	23,232	-34.78
SAUDI ARABIA	461,912	442,414	-4.22	407,235	376,336	-7.59
KUWAIT	0	56782	-	0	29,774	-
JORDAN	50,000	0	-100.00	10,000	0	-100.00
LEBANON	67,218	84,417	25.59	239,249	423,511	77.02
YEMEN	0	9,205	-	0	4,840	-
SYRIA ARAB REPUBLIC	53123	14062	-73.53	97,505	40,185	-58.79
TURKEY	84,700	93282	10.13	42,217	65,111	54.23
UNITED ARAB EMIRATES	1,119,340	1,919,068	71.45	883,258	1,082,239	22.53
QATAR	24990	86995	248.12	12,495	36,048	188.50
BAHRAIN	106,400	168,000	57.89	58,566	72,240	23.35
EGYPT	403475	663,066	64.34	270,001	398,054	47.43
LIBYAN ARAB JAMAHIRIYA	35,460	0	-100.00	19,152	0	-100.00
MOROCCO	220,680	0	-100.00	139,343	0	-100.00
TUNISIA	12,500	12,500	0.00	2,500	2,500	0.00
ALGERIA	118,472	102,000	-13.90	98,159	65,220	-33.56
ERITREA	0	88,560	-	0	40,500	-
MADAGASCAR	0	1,781	-	0	4,968	-
REUNION	0	8,363	-	0	5,910	-
TOGO	917	0	-100.00	1,025	0	-100.00
ANGOLA	0	51,000	-	0	23,070	-
NIGERIA	0	54,815	-	0	78,946	-
SEYCHELLES	0	3512	-	0	13,859	-
SOUTH AFRICA	253309	443,967	75.27	197,352	267,570	35.58
MAURITIUS	52,959	64,576	21.94	35,937	41,179	14.59
AUSTRALIA	1353936	940760	-30.52	1,111,202	654,567	-41.09
NEW ZEALAND	119543	242117	102.54	102,205	203,263	98.88
MICRONESIA, FEDERATED	0	4214	-	0	3,284	-
GUAM	0	368	-	0	1,165	-
NEW CALEDONIA	7150	0	-100.00	7,475	0	-100.00
NORTHERN MARIANA	0	2,506	-	0	1,869	-
VANUATU	0	807	-	0	1,465	-
AMERICAN SAMOA	0	1,945	-	0	2,490	-
COOK ISLANDS	0	7	-	0	35	-
FIJI	4779	1786	-62.63	9,644	2,179	-77.41
MARSHALL ISLANDS	135	0	-100.00	204	0	-100.00
SAMOA	0	562	-	0	3,330	-
SOLOMON ISLANDS	0	1,758	-	0	31,251	-
TUVALU	0	576	-	0	1,080	-
EAST TIMOR	2,679	89,470	3,239.68	3,208	35,910	1,019.39
UNITED STATES	25,742,647	27,151,602	5.47	24,286,617	23,259,723	-4.23
CANADA	578,359	236,049	-59.19	744,988	887,701	19.16
MEXICO	0	154040	-	0	185,721	-
PANAMA	545	16193	2,871.19	696	11,800	1,595.40
SURINAME	40	0	-100.00	76	0	-100.00
CHILE	997445	2061495	106.68	565,479	1,071,674	89.52
ARGENTINA	1,043,433	2,981,878	185.78	613,579	1,782,630	190.53
BRAZIL	961280	727,000	-24.37	553,548	268,540	-51.49
URUGUAY	118,707	224922	89.48	86,424	119,666	38.46
PARAGUAY	0	50,000	-	0	35,875	-
PERU	122,319	167,472	36.91	45,893	40,660	-11.40
PUERTO RICO	53103	34320	-35.37	47,012	29,172	-37.95
DOMINICAN REPUBLIC	0	48,988	-	0	37,721	-
EL SALVADOR	0	16,783	-	0	69,903	-
COSTA RICA	12,000	0	-100.00	9,000	0	-100.00
FRENCH POLYNESIA	0	461	-	0	903	-
NETHERLANDS ANTILLES	0	24	-	0	235	-
GUADELOUPE	304	0	-100.00	1,308	0	-100.00
UNITED KINGDOM	849445	1450244	70.73	494,274	890,847	80.23
NETHERLANDS	11566264	9,678,515	-16.32	5,517,080	5,732,285	3.90
FRANCE	1351534	1265613	-6.36	774,601	743,558	-4.01
GERMANY, FED. REP. OF	15782943	14723580	-6.71	7,238,129	7,109,716	-1.77
AUSTRIA	731628	982355	34.27	399,249	588,612	47.43
BELGIUM	727746	1294857	77.93	454,976	972,437	113.73
SWITZERLAND	0	54363	-	0	45,808	-

TABEL 5. PERKEMBANGAN EKSPOR INDONESIA MENURUT KOMODITI DAN NEGARA TUJUAN

JENIS BARANG	BERAT BERSIH (KG)		PERUB	NILAI FOB (US \$)		PERUB
	JAN-JUN 2005	JAN-JUN 2006	%	JAN-JUN 2005	JAN-JUN 2006	%
	(1)	(2)	(3)	(4)	(5)	(6)
MONACO	46272	0	-100.00	36,642	0	-100.00
DENMARK	530,140	576,012	8.65	282,727	366,035	29.47
NORWAY	468,091	1,216,604	159.91	395,932	1,129,318	185.23
SWEDEN	378,709	872,092	130.28	208,444	565,229	171.17
FINLAND	514,393	2,234,276	334.35	394,352	1,241,150	214.73
IRELAND	54,844	54,350	-0.90	36,517	24,626	-32.56
ITALY	1,563,509	2,365,366	51.29	935,883	1,229,226	31.34
SPAIN	6,761,786	8108771	19.92	4,221,711	5,695,707	34.91
PORTUGAL	247,705	155,000	-37.43	98,282	108,070	9.96
ICELAND	0	18,027	-	0	9,302	-
GREECE	367,643	293,956	-20.04	218,205	161,734	-25.88
ANDORRA	0	26,000	-	0	10,400	-
HUNGARY	320,079	294547	-7.98	147,575	148,983	0.95
POLAND	1574490	1084992	-31.09	946,013	697,355	-26.28
ROMANIA	115,480	999,569	765.58	43,478	395,915	810.61
BULGARIA	77440	37000	-52.22	37,113	26,820	-27.73
BELARUS	0	20,000	-	0	15,200	-
KAZAKHSTAN	0	26,000	-	0	19,006	-
UKRAINE	24,000	202,297	742.90	10,916	134,871	1,135.53
LATVIA	0	73,756	-	0	73,491	-
ESTONIA	26,000	26,000	0.00	24,110	18,200	-24.51
CROATIA	24,000	12500	-47.92	20,840	2,500	-88.00
BOSNIA AND HERZEGOVINA	20,000	40,000	100.00	17,800	29,400	65.17
MALTA	16,797	60000	257.21	1,282	4,200	227.61
SLOVENIA	319,982	495502	54.85	140,829	219,885	56.14
CZECH REPUBLIC	49,500	242,215	389.32	24,750	113,678	359.31
REP. OF MACEDONIA	25,500	0	-100.00	19,890	0	-100.00
FAEROE ISLANDS	29999	0	-100.00	3,700	0	-100.00
RUSSIA FEDERATION	1,922,514	3,241,753	68.62	960,606	1,825,715	90.06
-MINUMAN OLAHAN	34,528,254	36201172	4.85	17,371,290	18,728,793	7.81
JAPAN	4460245	8,718,179	95.46	2,687,666	5,414,072	101.44
HONG KONG	286,048	448,196	56.69	582,721	1,130,924	94.08
KOREA, REPUBLIC OF	56,238	23,263	-58.63	40,624	26,774	-34.09
TAIWAN	2568896	1,803,324	-29.80	1,619,354	1,167,334	-27.91
CHINA	1,778	957	-46.18	1,200	4,026	235.50
MONGOLIA	0	16,444	-	0	9,221	-
PAPUA NEW GUINEA	8252	1,086,537	13,066.95	9,250	1,926,408	20,726.03
THAILAND	5692891	2,552,303	-55.17	3,261,513	317,496	-90.27
SINGAPORE	11,413,534	13,696,501	20.00	2,836,504	4,025,849	41.93
PHILIPPINES	2404626	590,112	-75.46	942,982	261,904	-72.23
MALAYSIA	2,150,110	1,131,618	-47.37	1,486,892	827,202	-44.37
CAMBODIA	0	37,102	-	0	13,260	-
BRUNEI DARUSSALAM	1,833,024	489,686	-73.29	1,182,936	349,990	-70.41
VIET NAM	206785	88,415	-57.24	113,461	249,427	119.84
MALDIVES	83,779	111,868	33.53	66,550	86,378	29.79
INDIA	13,125	5,165	-60.65	60,550	8,000	-86.79
PAKISTAN	45	3,245	7,111.11	194	1,919	889.18
BANGLADESH	0	9,441	-	0	23,422	-
SRI LANKA	3109	0	-100.00	50	0	-100.00
SAUDI ARABIA	163,739	44,462	-72.85	89,599	21,023	-76.54
LEBANON	0	26817	-	0	84,255	-
OMAN	337,236	402064	19.22	227,289	263,178	15.79
TURKEY	0	18,720	-	0	54,430	-
UNITED ARAB EMIRATES	355,141	582,608	64.05	950,854	750,473	-21.07
QATAR	0	18,276	-	0	11,963	-
BAHRAIN	24,596	16,847	-31.51	16,100	11,350	-29.50
EGYPT	17,820	0	-100.00	9,450	0	-100.00
TANZANIA, UNITED	8,574	0	-100.00	9,852	0	-100.00
CONGO	308	0	-100.00	118	0	-100.00
CAMEROON	0	2,822	-	0	2,150	-
NIGERIA	74,953	0	-100.00	54,088	0	-100.00
SIERRA LEONE	0	16,896	-	0	12,320	-
SENEGAL	0	16,150	-	0	31,164	-
BENIN	58650	17,664	-69.88	36,225	12,650	-65.08
GAMBIA	10,763	1,471	-86.33	51,817	2,083	-95.98
SOUTH AFRICA	25888	52,622	103.27	25,000	27,001	8.00
AUSTRALIA	190,070	2,568,543	1,251.37	147,644	476,297	222.60
NEW ZEALAND	0	4,014	-	0	4,244	-

TABEL 5. PERKEMBANGAN EKSPOR INDONESIA MENURUT KOMODITI DAN NEGARA TUJUAN

JENIS BARANG	BERAT BERSIH (KG)		PERUB	NILAI FOB (US \$)		PERUB
	JAN-JUN 2005	JAN-JUN 2006	%	JAN-JUN 2005	JAN-JUN 2006	%
	(1)	(2)	(3)	(4)	(5)	(6)
NORTHERN MARIANA	0	25,722	-	0	5,974	-
VANUATU	54,639	55,731	2.00	10,096	11,417	13.08
AMERICAN SAMOA	0	50,409	-	0	6,870	-
COOK ISLANDS	9,175	0	-100.00	10,152	0	-100.00
FIJI	0	19	-	0	164	-
KIRIBATI	0	758	-	0	1,044	-
SOLOMON ISLANDS	340,916	358,592	5.18	40,981	208,613	409.05
TONGA	88,683	155,997	75.90	26,376	44,121	67.28
EAST TIMOR	728,482	365,268	-49.86	210,903	56,846	-73.05
UNITED STATES	370656	302,082	-18.50	198,317	193,842	-2.26
CANADA	20,700	66672	222.09	31,388	107,948	243.91
PANAMA	78	0	-100.00	100	0	-100.00
SURINAME	358	0	-100.00	650	0	-100.00
BELIZE	4561	0	-100.00	9,624	0	-100.00
DOMINICAN REPUBLIC	38,198	0	-100.00	39,600	0	-100.00
UNITED KINGDOM	218,741	9,813	-95.51	78,043	9,540	-87.78
NETHERLANDS	111052	136249	22.69	100,246	147,540	47.18
GERMANY, FED. REP. OF	36657	42,859	16.92	76,530	91,237	19.22
AUSTRIA	0	110	-	0	349	-
BELGIUM	3	1,978	65,833.33	40	10,201	25,402.50
SWITZERLAND	0	133	-	0	1,625	-
DENMARK	54,308	0	-100.00	27,280	0	-100.00
FINLAND	0	352	-	0	679	-
IRELAND	115	56	-51.30	58	51	-12.07
SPAIN	91	17575	19,213.19	185	138,328	74,671.89
GREECE	0	6000	-	0	43,548	-
CZECHOSLOVAKIA	618	0	-100.00	238	0	-100.00
ESTONIA	0	2,465	-	0	40,669	-
-ROKOK DAN TEMBAKAU	30741019	36,431,490	18.51	127,376,471	141,118,814	10.79
JAPAN	199,069	108642	-45.42	1,382,311	1,213,142	-12.24
HONG KONG	0	3780	-	0	35,299	-
KOREA, REPUBLIC OF	5394	30439	464.31	45,228	136,093	200.90
TAIWAN	3664	15783	330.76	34,038	60,646	78.17
CHINA	0	16400	-	0	85,368	-
MACAU	26537	19079	-28.10	129,716	87,433	-32.60
THAILAND	1,772,286	1926616	8.71	6,044,260	6,209,200	2.73
SINGAPORE	3,094,899	2,464,771	-20.36	29,344,855	26,404,238	-10.02
PHILIPPINES	3,176,641	2,524,522	-20.53	12,091,774	11,796,761	-2.44
MALAYSIA	2038360	3767936	84.85	15,417,559	24,317,076	57.72
MYANMAR (FORM. BURMA)	1,580,140	1,104,000	-30.13	3,680,776	2,561,280	-30.41
CAMBODIA	9,646,552	10,201,036	5.75	30,496,493	32,231,389	5.69
BRUNEI DARUSSALAM	27219	17,578	-35.42	204,563	138,482	-32.30
LAO PEOPLE'S	306	0	-100.00	2,400	0	-100.00
VIET NAM	97,858	169,823	73.54	694,122	1,555,266	124.06
INDIA	11,000	739	-93.28	84,000	5,700	-93.21
PAKISTAN	1,477	1,200	-18.75	6,135	4,290	-30.07
BANGLADESH	468	562	20.09	6,552	6,121	-6.58
SRI LANKA	0	42909	-	0	514,023	-
SAUDI ARABIA	39,002	40,227	3.14	449,584	484,305	7.72
JORDAN	1,199,951	798,121	-33.49	3,948,000	2,626,749	-33.47
LEBANON	31,920	25,536	-20.00	105,000	84,000	-20.00
YEMEN	40	0	-100.00	150	0	-100.00
TURKEY	198,833	1,174,288	490.59	734,692	3,995,265	443.80
UNITED ARAB EMIRATES	49442	220,297	345.57	282,199	648,069	129.65
QATAR	159	407	155.97	672	4,340	545.83
BAHRAIN	0	77	-	0	1,128	-
CYPRUS	9	0	-100.00	311	0	-100.00
EGYPT	16,000	0	-100.00	2,240	0	-100.00
MADAGASCAR	0	9,001	-	0	6,301	-
SOUTH AFRICA	39,603	39,915	0.79	77,250	82,004	6.15
ZIMBABWE	72,343	0	-100.00	57,874	0	-100.00
MAURITIUS	0	40	-	0	3,168	-
AUSTRALIA	11,162	585,700	5,147.27	77,794	2,011,153	2,485.23
EAST TIMOR	18,837	13,872	-26.36	70,249	269,008	282.93
UNITED STATES	1103021	3944090	257.57	3,359,105	4,997,820	48.78
CANADA	25983	37,051	42.60	122,694	184,100	50.05
MEXICO	0	4,200	-	0	33,600	-
HONDURAS	0	18,000	-	0	33,604	-

TABEL 5. PERKEMBANGAN EKSPOR INDONESIA MENURUT KOMODITI DAN NEGARA TUJUAN

JENIS BARANG	BERAT BERSIH (KG)		PERUB	NILAI FOB (US \$)		PERUB
	JAN-JUN 2005	JAN-JUN 2006	%	JAN-JUN 2005	JAN-JUN 2006	%
	(1)	(2)	(3)	(4)	(5)	(6)
PANAMA	65,386	8,999	-86.24	386,631	105,185	-72.79
SURINAME	976	570	-41.60	1,846	2,650	43.55
CHILE	28143	75	-99.73	161,000	2,331	-98.55
ARGENTINA	126,257	135,110	7.01	127,093	219,768	72.92
BRAZIL	4,519	1,191	-73.64	78,160	10,395	-86.70
BOLIVIA	488	210	-56.97	2,821	2,370	-15.99
URUGUAY	40,000	0	-100.00	15,000	0	-100.00
PARAGUAY	33273	53,694	61.37	572,929	918,720	60.35
PERU	1006	0	-100.00	3,570	0	-100.00
PUERTO RICO	360,546	1,105,996	206.76	478,178	906,895	89.66
DOMINICAN REPUBLIC	0	66584	-	0	627,178	-
UNITED KINGDOM	37,102	19,031	-48.71	69,731	39,345	-43.58
NETHERLANDS	974,084	1098224	12.74	3,875,281	4,179,037	7.84
FRANCE	152,678	53,475	-64.98	255,356	70,261	-72.49
GERMANY, FED. REP. OF	777982	843,002	8.36	2,318,456	2,295,008	-1.01
AUSTRIA	1,744	208,589	11,860.38	7,524	367,530	4,784.77
BELGIUM	1,256,522	795,647	-36.68	3,966,743	2,616,620	-34.04
SWITZERLAND	73,615	17413	-76.35	164,659	23,112	-85.96
LUXEMBOURG	0	198719	-	0	405,216	-
DENMARK	87,334	48,803	-44.12	1,110,237	848,115	-23.61
NORWAY	0	98,962	-	0	174,934	-
IRELAND	57784	0	-100.00	66,453	0	-100.00
ITALY	0	19,204	-	0	31,686	-
SPAIN	29193	25101	-14.02	191,609	228,993	19.51
PORTUGAL	576	11	-98.09	1,127	180	-84.03
GREECE	75	0	-100.00	3,550	0	-100.00
HUNGARY	1,340	567	-57.69	7,601	6,207	-18.34
POLAND	3310	2336	-29.43	30,895	18,804	-39.14
ALBANIA	0	19,800	-	0	38,610	-
BELARUS	0	57420	-	0	53,856	-
KAZAKHSTAN	178,200	99,000	-44.44	267,300	162,954	-39.04
UKRAINE	311,640	239,600	-23.12	1,059,534	528,452	-50.12
UZBEKISTAN	93059	0	-100.00	230,769	0	-100.00
LITHUANIA	99	35	-64.65	2,761	630	-77.18
ESTONIA	0	12	-	0	210	-
CZECH REPUBLIC	1,213	648	-46.58	6,796	10,442	53.65
RUSSIA FEDERATION	1,554,700	1,886,825	21.36	2,960,265	3,396,699	14.74
-DAGING TERNAK	1,938,225	2,129,791	9.88	5,734,927	8,267,669	44.16
JAPAN	6162	3400	-44.82	29,844	20,055	-32.80
HONG KONG	61,641	69844	13.31	111,950	168,461	50.48
KOREA, REPUBLIC OF	9037	28,031	210.18	41,566	124,071	198.49
TAIWAN	11,941	291	-97.56	24,952	2,480	-90.06
THAILAND	0	9	-	0	600	-
SINGAPORE	113,570	30,332	-73.29	102,922	113,720	10.49
PHILIPPINES	0	2	-	0	30	-
MALAYSIA	72,583	20,717	-71.46	19,513	20,465	4.88
BURKINA FASO	0	19,078	-	0	71,679	-
AUSTRALIA	2,459	0	-100.00	17,017	0	-100.00
UNITED STATES	107	39387	36,710.28	2,176	375,873	17,173.58
CANADA	21,679	37200	71.59	101,807	144,638	42.07
PUERTO RICO	531	0	-100.00	9,799	0	-100.00
UNITED KINGDOM	0	12,240	-	0	85,779	-
NETHERLANDS	173384	351,012	102.45	627,718	1,337,886	113.13
FRANCE	330591	486469	47.15	1,287,659	1,986,786	54.29
GERMANY, FED. REP. OF	225	0	-100.00	1,396	0	-100.00
BELGIUM	1,116,276	988868	-11.41	3,290,235	3,674,471	11.68
SWITZERLAND	18000	11	-99.94	64,273	4	-99.99
ITALY	39	0	-100.00	2,100	0	-100.00
SPAIN	0	42,900	-	0	140,671	-
-DAGING UNGGAS	45	19	-57.78	18,024	18,223	1.10
KOREA, REPUBLIC OF	0	4	-	0	20	-
UNITED STATES	20	0	-100.00	18,000	0	-100.00
CANADA	0	14	-	0	18,200	-
NETHERLANDS	0	1	-	0	3	-
GERMANY, FED. REP. OF	25	0	-100.00	24	0	-100.00
-IKAN OLAHAN	76,358,580	76,144,629	-0.28	234,079,904	245,908,948	5.05
JAPAN	14252726	15190462	6.58	55,854,945	47,265,309	-15.38
HONG KONG	952626	938870	-1.44	4,535,507	4,639,807	2.30

TABEL 5. PERKEMBANGAN EKSPOR INDONESIA MENURUT KOMODITI DAN NEGARA TUJUAN

JENIS BARANG	BERAT BERSIH (KG)		PERUB	NILAI FOB (US \$)		PERUB
	JAN-JUN 2005	JAN-JUN 2006	%	JAN-JUN 2005	JAN-JUN 2006	%
	(1)	(2)	(3)	(4)	(5)	(6)
KOREA, REPUBLIC OF	768871	1044629	35.87	1,192,295	1,380,938	15.82
TAIWAN	717750	664,810	-7.38	933,250	877,003	-6.03
CHINA	1411242	1419118	0.56	1,604,615	1,766,721	10.10
PAPUA NEW GUINEA	26,000	0	-100.00	5,980	0	-100.00
THAILAND	4,362,715	2,331,856	-46.55	907,660	885,876	-2.40
SINGAPORE	4576030	4302578	-5.98	5,425,112	6,820,534	25.72
PHILIPPINES	17522	105964	504.75	33,425	109,995	229.08
MALAYSIA	1,749,871	2,386,324	36.37	1,266,118	1,641,492	29.65
CAMBODIA	30186	0	-100.00	9,590	0	-100.00
BRUNEI DARUSSALAM	0	278	-	0	298	-
VIET NAM	112,125	398,730	255.61	267,587	813,001	203.83
MALDIVES	805	1,087	35.03	1,215	1,624	33.66
PAKISTAN	0	26,000	-	0	20,800	-
SRI LANKA	2,692,781	1,736,990	-35.49	1,290,738	1,029,371	-20.25
SAUDI ARABIA	944,957	1,273,154	34.73	3,121,250	4,233,345	35.63
JORDAN	862685	1,477,157	71.23	2,138,866	3,430,162	60.37
LEBANON	1,238	50,224	3,956.87	4,952	95,140	1,821.24
OMAN	31,968	26,000	-18.67	45,720	24,300	-46.85
UNITED ARAB EMIRATES	67,023	95,688	42.77	126,705	257,153	102.95
QATAR	15,983	0	-100.00	23,170	0	-100.00
BAHRAIN	15,984	10,336	-35.34	23,040	22,690	-1.52
CYPRUS	49,034	20,004	-59.20	132,694	57,645	-56.56
EGYPT	2,113,542	48,254	-97.72	4,445,757	94,122	-97.88
LIBYAN ARAB JAMAHIRIYA	0	2,252,187	-	0	4,922,991	-
MOROCCO	51365	79,944	55.64	54,450	98,406	80.73
TUNISIA	56,250	0	-100.00	8,437	0	-100.00
ALGERIA	0	20,000	-	0	31,200	-
NAMIBIA	20,000	71,700	258.50	114,800	291,795	154.18
REUNION	150,115	92,105	-38.64	700,206	370,402	-47.10
GHANA	0	123,836	-	0	126,572	-
ANGOLA	36,422	0	-100.00	59,736	0	-100.00
CAMEROON	0	64,286	-	0	63,376	-
NIGERIA	0	26,350	-	0	11,900	-
GABON	0	17,697	-	0	15,442	-
SOUTH AFRICA	124,038	22,419	-81.93	150,967	89,053	-41.01
MALAWI	0	31,000	-	0	33,000	-
BURUNDI	0	16,368	-	0	22,325	-
MAURITIUS	107,687	168,827	56.78	174,708	150,702	-13.74
AUSTRALIA	483,103	670,947	38.88	1,690,383	2,164,935	28.07
NEW ZEALAND	43,772	96,661	120.83	64,427	150,237	133.19
FIJI	0	66,500	-	0	51,443	-
EAST TIMOR	2,168	23463	982.24	1,658	45,925	2,669.90
UNITED STATES	22,978,609	26,124,164	13.69	102,902,035	125,526,346	21.99
CANADA	381,295	937,967	146.00	1,540,077	3,587,174	132.92
MEXICO	19,958	155,218	677.72	95,520	559,922	486.18
GUATEMALA	0	33,293	-	0	38,189	-
PANAMA	37,688	46,500	23.38	49,219	51,000	3.62
BOLIVIA	56,689	0	-100.00	97,422	0	-100.00
URUGUAY	156,270	0	-100.00	44,432	0	-100.00
TRINIDAD AND TOBAGO	0	50,415	-	0	20,166	-
PUERTO RICO	337,041	232,193	-31.11	1,375,397	1,086,324	-21.02
DOMINICAN REPUBLIC	38175	57,722	51.20	128,658	227,814	77.07
MARTINIQUE	140,284	99919	-28.77	452,746	329,319	-27.26
GUADELOUPE	68,236	19460	-71.48	159,832	29,190	-81.74
UNITED KINGDOM	2,398,871	1,450,210	-39.55	6,937,713	4,771,148	-31.23
NETHERLANDS	1,543,018	1,458,470	-5.48	5,118,239	5,820,050	13.71
FRANCE	1,067,168	595,197	-44.23	2,963,808	1,073,828	-63.77
GERMANY, FED. REP. OF	5,431,172	3,559,906	-34.45	10,778,028	7,366,790	-31.65
BELGIUM	1,623,910	1347006	-17.05	8,007,796	5,144,997	-35.75
SWITZERLAND	0	29,608	-	0	49,656	-
LUXEMBOURG	0	39,600	-	0	126,456	-
DENMARK	299,977	273,682	-8.77	1,343,768	1,130,206	-15.89
NORWAY	0	41,530	-	0	300,735	-
SWEDEN	84,774	72,384	-14.62	289,369	393,238	35.89
IRELAND	91,932	18,048	-80.37	154,594	30,850	-80.04
ITALY	1,197,351	623,857	-47.90	2,164,124	1,063,042	-50.88
SPAIN	613,664	535,763	-12.69	1,300,334	1,048,925	-19.33
PORTUGAL	121,763	47536	-60.96	239,130	79,528	-66.74

TABEL 5. PERKEMBANGAN EKSPOR INDONESIA MENURUT KOMODITI DAN NEGARA TUJUAN

JENIS BARANG	BERAT BERSIH (KG)		PERUB	NILAI FOB (US \$)		PERUB
	JAN-JUN 2005	JAN-JUN 2006	%	JAN-JUN 2005	JAN-JUN 2006	%
	(1)	(2)	(3)	(4)	(5)	(6)
GREECE	143,068	52,788	-63.10	194,613	93,487	-51.96
CZECHOSLOVAKIA	0	48,696	-	0	48,789	-
POLAND	187,212	102,758	-45.11	344,098	596,627	73.39
ROMANIA	16,316	32,634	100.01	21,214	45,298	113.53
BULGARIA	122,720	151,037	23.07	295,675	295,401	-0.09
YUGOSLAVIA	31,968	0	-100.00	43,740	0	-100.00
LITHUANIA	0	8,000	-	0	55,100	-
ESTONIA	0	24,000	-	0	42,601	-
CROATIA	63,936	0	-100.00	87,480	0	-100.00
MALTA	55,891	13264	-76.27	116,126	6,632	-94.29
SLOVENIA	128,538	167,119	30.02	191,468	248,745	29.91
CZECH REPUBLIC	0	32,634	-	0	45,298	-
RUSSIA FEDERATION	72,502	269,248	271.37	233,286	469,047	101.06
-BERAS GILING	42,156,089	517,849	-98.77	8,570,986	269,960	-96.85
HONG KONG	457	817	78.77	681	1,412	107.34
TAIWAN	0	310,999	-	0	131,344	-
SINGAPORE	137,900	157,500	14.21	82,294	102,355	24.38
MALAYSIA	0	48,362	-	0	34,698	-
SUDAN	1,695	0	-100.00	300	0	-100.00
SOUTH AFRICA	42,015,050	0	-100.00	8,487,039	0	-100.00
AUSTRALIA	394	0	-100.00	300	0	-100.00
TONGA	133	0	-100.00	168	0	-100.00
EAST TIMOR	460	107	-76.74	204	72	-64.71
NETHERLANDS	0	64	-	0	79	-
-KOPI OLAHAN	502,425	89,896	-82.11	273,365	181,002	-33.79
JAPAN	312,130	43,588	-86.04	59,240	96,882	63.54
HONG KONG	0	2,440	-	0	2,510	-
TAIWAN	110,397	0	-100.00	96,957	0	-100.00
CHINA	43,275	18,120	-58.13	31,723	21,801	-31.28
SINGAPORE	0	18,001	-	0	40,501	-
AUSTRALIA	803	0	-100.00	1,589	0	-100.00
SOLOMON ISLANDS	0	7560	-	0	19,215	-
UNITED STATES	720	0	-100.00	1,216	0	-100.00
NETHERLANDS	18,000	0	-100.00	41,940	0	-100.00
GERMANY, FED. REP. OF	0	187	-	0	93	-
SWEDEN	17,100	0	-100.00	40,700	0	-100.00
-TEH OLAHAN	27703663	29,111,046	5.08	36,150,125	42,256,522	16.89
JAPAN	470,274	251,268	-46.57	741,823	422,728	-43.01
HONG KONG	691	1027	48.63	5,213	4,046	-22.39
KOREA, REPUBLIC OF	19824	11,774	-40.61	60,102	20,738	-65.50
TAIWAN	241148	307578	27.55	721,711	797,548	10.51
CHINA	0	21,080	-	0	22,621	-
MONGOLIA	5,758	10,557	83.34	29,379	56,815	93.39
THAILAND	18978	17,897	-5.70	100,717	96,283	-4.40
SINGAPORE	435,700	398699	-8.49	1,009,373	1,195,244	18.41
PHILIPPINES	16,182	20,918	29.27	116,020	194,965	68.04
MALAYSIA	2704204	1,823,855	-32.55	3,669,276	2,893,621	-21.14
BRUNEI DARUSSALAM	1,293	520	-59.78	2,578	1,028	-60.12
VIET NAM	104,568	82,856	-20.76	444,323	381,630	-14.11
INDIA	560,440	430,440	-23.20	656,927	612,493	-6.76
PAKISTAN	3,326,460	4,214,345	26.69	3,676,795	5,776,679	57.11
SRI LANKA	65679	42000	-36.05	137,892	63,950	-53.62
AFGHANISTAN	41,650	390,818	838.34	42,753	465,361	988.49
IRAQ	0	712,582	-	0	1,021,474	-
IRAN (ISLAMIC REPUBLIC	46,870	80,450	71.64	54,880	92,521	68.59
SAUDI ARABIA	60,411	41,188	-31.82	175,298	122,566	-30.08
KUWAIT	22,600	10,400	-53.98	21,656	11,190	-48.33
YEMEN	22,600	28,180	24.69	21,639	48,935	126.14
TURKEY	212,460	96480	-54.59	247,252	134,716	-45.51
UNITED ARAB EMIRATES	720,242	769,424	6.83	832,095	1,217,434	46.31
EGYPT	343,700	507,960	47.79	390,893	677,721	73.38
KENYA	54,000	0	-100.00	50,220	0	-100.00
AUSTRALIA	1,408,001	1,014,660	-27.94	4,098,704	3,472,761	-15.27
NEW ZEALAND	316,118	356,597	12.81	928,528	1,080,473	16.36
GUAM	0	12	-	0	251	-
FIJI	0	64,840	-	0	69,846	-
SOLOMON ISLANDS	0	812	-	0	1,580	-
EAST TIMOR	27,536	2,038	-92.60	36,536	1,823	-95.01

TABEL 5. PERKEMBANGAN EKSPOR INDONESIA MENURUT KOMODITI DAN NEGARA TUJUAN

JENIS BARANG	BERAT BERSIH (KG)		PERUB	NILAI FOB (US \$)		PERUB
	JAN-JUN 2005	JAN-JUN 2006	%	JAN-JUN 2005	JAN-JUN 2006	%
	(1)	(2)	(3)	(4)	(5)	(6)
UNITED STATES	2,162,350	2030712	-6.09	2,312,527	2,244,381	-2.95
CANADA	303,560	181,121	-40.33	281,926	195,340	-30.71
SURINAME	0	2,290	-	0	10,635	-
CHILE	86,200	174,800	102.78	99,625	261,447	162.43
PUERTO RICO	540	540	0.00	648	756	16.67
UNITED KINGDOM	3,940,620	5,645,544	43.27	4,325,658	7,400,801	71.09
NETHERLANDS	1,807,186	2116886	17.14	2,144,621	2,541,192	18.49
FRANCE	4	0	-100.00	7	0	-100.00
GERMANY, FED. REP. OF	1,724,833	620,653	-64.02	1,606,617	657,512	-59.07
BELGIUM	0	12,500	-	0	11,088	-
FINLAND	50	0	-100.00	4,150	0	-100.00
IRELAND	244,960	129,760	-47.03	270,863	211,281	-22.00
ITALY	9	83	822.22	46	207	350.00
POLAND	993,080	1,144,160	15.21	1,107,440	1,540,214	39.08
BELARUS	20900	0	-100.00	15,048	0	-100.00
KAZAKHSTAN	152600	71,520	-53.13	158,863	79,152	-50.18
KYRGYZSTAN	0	24,480	-	0	28,152	-
UKRAINE	496130	337,930	-31.89	535,570	357,471	-33.25
UZBEKISTAN	53,424	162,180	203.57	68,973	259,210	275.81
LATVIA	41040	0	-100.00	55,955	0	-100.00
SOUTH GEORGIA AND THE	22400	0	-100.00	22,153	0	-100.00
RUSSIA FEDERATION	4,406,390	4,744,632	7.68	4,866,852	5,498,642	12.98
-GULA PASIR	159785	202,164	26.52	123,929	143,286	15.62
JAPAN	501	992	98.00	666	992	48.95
HONG KONG	6,964	5,888	-15.45	10,606	9,862	-7.01
KOREA, REPUBLIC OF	0	821	-	0	2,816	-
TAIWAN	216	0	-100.00	132	0	-100.00
SINGAPORE	14,466	237	-98.36	14,327	217	-98.49
MALAYSIA	35890	118,353	229.77	7,603	33,541	341.15
SAUDI ARABIA	1,242	306	-75.36	860	700	-18.60
UNITED ARAB EMIRATES	436	168	-61.47	2,941	400	-86.40
AUSTRALIA	9218	15,279	65.75	13,502	28,260	109.30
COOK ISLANDS	0	553	-	0	506	-
UNITED STATES	9,824	10,909	11.04	24,449	37,154	51.97
CANADA	79536	48,658	-38.82	45,729	28,838	-36.94
PANAMA	149	0	-100.00	191	0	-100.00
NETHERLANDS	261	0	-100.00	259	0	-100.00
GERMANY, FED. REP. OF	1,082	0	-100.00	2,664	0	-100.00
-GULA LAINNYA	2394808	2,959,742	23.59	1,421,691	1,475,753	3.80
JAPAN	95,246	76,239	-19.96	78,739	53,759	-31.73
HONG KONG	19497	114,141	485.43	33,318	79,533	138.71
KOREA, REPUBLIC OF	0	162	-	0	504	-
TAIWAN	7,827	108,000	1,279.84	18,552	46,080	148.38
CHINA	0	3,000	-	0	42,000	-
PAPUA NEW GUINEA	99761	43972	-55.92	103,092	57,825	-43.91
THAILAND	0	745361	-	0	304,245	-
SINGAPORE	226895	393,766	73.55	163,005	235,800	44.66
PHILIPPINES	3,878	29	-99.25	13,434	2,523	-81.22
MALAYSIA	215343	465,241	116.05	84,005	169,336	101.58
BRUNEI DARUSSALAM	200	0	-100.00	236	0	-100.00
VIET NAM	4,594	271,885	5,818.26	7,191	107,216	1,390.97
MALDIVES	28426	26,534	-6.66	13,206	11,190	-15.27
INDIA	3,427	0	-100.00	10,790	0	-100.00
PAKISTAN	4,473	637	-85.76	25,618	2,547	-90.06
SRI LANKA	2,667	0	-100.00	9,705	0	-100.00
SAUDI ARABIA	76	3,048	3,910.53	140	3,900	2,685.71
KUWAIT	0	696	-	0	3,750	-
JORDAN	0	50,999	-	0	21,615	-
YEMEN	174	0	-100.00	268	0	-100.00
TURKEY	0	54,000	-	0	23,300	-
EGYPT	79375	0	-100.00	30,591	0	-100.00
TANZANIA, UNITED	0	18,000	-	0	6,964	-
SEYCHELLES	31	1961	6,225.81	25	7,595	30,280.00
SOUTH AFRICA	438,000	36,000	-91.78	205,021	14,095	-93.13
MAURITIUS	5,819	0	-100.00	9,965	0	-100.00
AUSTRALIA	311,891	153059	-50.93	159,102	74,587	-53.12
NEW ZEALAND	113,999	39,000	-65.79	49,650	20,075	-59.57
VANUATU	0	13,634	-	0	14,428	-

TABEL 5. PERKEMBANGAN EKSPOR INDONESIA MENURUT KOMODITI DAN NEGARA TUJUAN

JENIS BARANG	BERAT BERSIH (KG)		PERUB	NILAI FOB (US \$)		PERUB
	JAN-JUN 2005	JAN-JUN 2006	%	JAN-JUN 2005	JAN-JUN 2006	%
(1)	(2)	(3)	(4)	(5)	(6)	(7)
COOK ISLANDS	0	5086	-	0	4,653	-
SOLOMON ISLANDS	0	1,320	-	0	1,637	-
EAST TIMOR	23,414	18,529	-20.86	33,935	7,973	-76.51
UNITED STATES	126200	147471	16.85	45,957	78,215	70.19
CANADA	0	25,628	-	0	9,715	-
PANAMA	122	0	-100.00	157	0	-100.00
SURINAME	469	119	-74.63	887	555	-37.43
CHILE	275	7,057	2,466.18	275	2,525	818.18
TRINIDAD AND TOBAGO	0	188	-	0	1,660	-
UNITED KINGDOM	156,010	26,000	-83.33	11,660	11,220	-3.77
NETHERLANDS	321077	16,205	-94.95	254,586	15,101	-94.07
GERMANY, FED. REP. OF	1	57	5,600.00	1	261	26,000.00
BELGIUM	1	0	-100.00	3	0	-100.00
NORWAY	105,000	88500	-15.71	41,335	36,851	-10.85
SWEDEN	640	0	-100.00	17,242	0	-100.00
SPAIN	0	4,218	-	0	2,520	-
-MAKANAN OLAHAN	156,910,387	136545221	-12.98	196,135,086	216,800,794	10.54
JAPAN	7,892,125	5479993	-30.56	6,978,419	7,001,904	0.34
HONG KONG	2,872,133	3,963,384	37.99	13,620,345	19,062,225	39.95
KOREA, DEMOCRATIC	499	0	-100.00	325	0	-100.00
KOREA, REPUBLIC OF	3,464,281	2,443,406	-29.47	3,660,334	2,877,360	-21.39
TAIWAN	9181119	7,816,013	-14.87	14,118,441	11,825,967	-16.24
CHINA	24052809	1401737	-94.17	4,449,841	1,291,871	-70.97
MONGOLIA	12590	24212	92.31	19,003	57,908	204.73
MACAU	0	6322	-	0	12,461	-
PAPUA NEW GUINEA	680728	756835	11.18	904,174	834,634	-7.69
THAILAND	5681710	5778623	1.71	11,467,117	10,853,607	-5.35
SINGAPORE	5966166	11329818	89.90	13,737,047	21,737,941	58.24
PHILIPPINES	15657086	15,733,586	0.49	17,943,220	19,725,450	9.93
MALAYSIA	24,733,805	25939808	4.88	27,317,310	29,063,822	6.39
MYANMAR (FORM. BURMA)	39720	69281	74.42	107,757	226,414	110.12
CAMBODIA	3,384	6,489	91.76	83,886	142,827	70.26
BRUNEI DARUSSALAM	1,797,698	1,931,812	7.46	3,974,715	2,835,644	-28.66
LAO PEOPLE'S	0	120000	-	0	631,898	-
NEPAL	33162	19499	-41.20	34,494	22,037	-36.11
VIET NAM	1846429	2544091	37.78	3,894,194	5,235,906	34.45
MALDIVES	406313	465116	14.47	582,609	609,071	4.54
INDIA	132,560	406,110	206.36	243,988	457,066	87.33
PAKISTAN	326222	454494	39.32	651,477	816,479	25.33
BANGLADESH	284761	212028	-25.54	294,909	228,963	-22.36
SRI LANKA	286154	330,093	15.36	777,778	425,491	-45.29
AFGHANISTAN	12736	84,240	561.43	24,066	103,008	328.02
IRAQ	17,740	12,909	-27.23	36,160	24,344	-32.68
IRAN (ISLAMIC REPUBLIC)	45,318	100,437	121.63	95,024	110,465	16.25
SAUDI ARABIA	4353186	5,404,395	24.15	7,404,737	9,289,561	25.45
KUWAIT	654034	954660	45.96	892,695	1,300,669	45.70
JORDAN	716205	613,641	-14.32	891,124	902,437	1.27
LEBANON	142523	158597	11.28	230,793	283,497	22.84
YEMEN	272387	107,862	-60.40	368,520	215,743	-41.46
OMAN	127,366	147,788	16.03	159,286	189,522	18.98
SYRIA ARAB REPUBLIC	20982	14213	-32.26	24,358	3,655	-84.99
TURKEY	213899	220706	3.18	296,145	320,670	8.28
UNITED ARAB EMIRATES	2090494	2732893	30.73	3,673,900	4,267,445	16.16
QATAR	226,551	402109	77.49	271,743	469,530	72.78
BAHRAIN	200,029	196544	-1.74	246,041	212,378	-13.68
CYPRUS	24046	9666	-59.80	168,511	16,063	-90.47
EGYPT	197545	221841	12.30	265,549	282,589	6.42
LIBYAN ARAB JAMAHIRIYA	4428	30508	588.98	13,326	76,485	473.95
MOROCCO	47970	75954	58.34	40,624	125,074	207.88
TUNISIA	14690	11234	-23.53	20,341	18,219	-10.43
ALGERIA	8,170	4,608	-43.60	14,053	14,400	2.47
SUDAN	215107	210	-99.90	227,686	2,170	-99.05
ERITREA	19440	0	-100.00	13,770	0	-100.00
NAMIBIA	11412	6264	-45.11	8,714	11,736	34.68
TANZANIA, UNITED	42,916	22,992	-46.43	42,997	26,926	-37.38
MADAGASCAR	28,636	16,217	-43.37	30,123	10,492	-65.17
KENYA	52,177	61,842	18.52	49,895	102,944	106.32
REUNION	9,612	0	-100.00	11,989	0	-100.00

TABEL 5. PERKEMBANGAN EKSPOR INDONESIA MENURUT KOMODITI DAN NEGARA TUJUAN

JENIS BARANG	BERAT BERSIH (KG)		PERUB	NILAI FOB (US \$)		PERUB
	JAN-JUN 2005	JAN-JUN 2006	%	JAN-JUN 2005	JAN-JUN 2006	%
	(1)	(2)	(3)	(4)	(5)	(6)
MOZAMBIQUE	16,750	17,865	6.66	46,344	29,143	-37.12
TOGO	42,437	6,177	-85.44	41,668	8,236	-80.23
GHANA	90,111	109,390	21.39	119,013	198,752	67.00
GUINEA	23040	40828	77.20	7,500	54,475	626.33
ANGOLA	64,500	125,300	94.26	45,150	146,934	225.44
CONGO	56,847	49760	-12.47	56,948	56,082	-1.52
CAMEROON	43,379	30,465	-29.77	168,295	26,536	-84.23
NIGERIA	2,589,912	3,319,901	28.19	8,929,420	7,453,927	-16.52
SENEGAL	21,954	5039	-77.05	27,180	102,333	276.50
MAURITANIA	91,369	78,527	-14.06	111,323	90,572	-18.64
MALI	0	8,118	-	0	76,309	-
BENIN	17,987	254,020	1,312.24	19,626	544,937	2,676.61
BURKINA FASO	2,460	4920	100.00	35,260	84,050	138.37
GAMBIA	3,729	5,091	36.52	18,339	6,091	-66.79
SEYCHELLES	3,643	20004	449.11	6,270	69,198	1,003.64
CENTRAL AFRICAN	10,880	0	-100.00	12,400	0	-100.00
NIGER	0	2460	-	0	41,513	-
SOUTH AFRICA	1285731	575,469	-55.24	1,423,277	667,584	-53.10
ZIMBABWE	11929	0	-100.00	16,520	0	-100.00
ZAMBIA	9121	0	-100.00	16,854	0	-100.00
MAURITIUS	318350	209,111	-34.31	328,435	271,025	-17.48
AUSTRALIA	3340214	4156188	24.43	5,059,307	6,635,568	31.16
NEW ZEALAND	839977	838,414	-0.19	1,143,278	1,182,299	3.41
MICRONESIA, FEDERATED	15,924	62,122	290.12	34,171	71,593	109.51
GUAM	230	780	239.13	1,632	7,267	345.28
PALAU	5,873	4,294	-26.89	9,524	7,540	-20.83
NEW CALEDONIA	25,263	35,562	40.77	64,907	73,468	13.19
NORTHERN MARIANA	2,479	23,589	851.55	5,618	64,949	1,056.09
VANUATU	53,281	39,643	-25.60	103,131	47,982	-53.47
WALLIS AND FUTUNA	4000	0	-100.00	11,883	0	-100.00
AMERICAN SAMOA	8,767	8,891	1.41	15,512	10,671	-31.21
COOK ISLANDS	37,735	18,723	-50.38	41,772	21,290	-49.03
FIJI	289,992	211,644	-27.02	392,574	280,570	-28.53
MARSHALL ISLANDS	8,327	10602	27.32	10,120	19,018	87.92
SAMOA	86,629	46,423	-46.41	59,692	73,776	23.59
SOLOMON ISLANDS	102,546	114,974	12.12	91,362	209,265	129.05
TONGA	230,038	292116	26.99	194,248	307,693	58.40
TUVALU	0	3,218	-	0	4,802	-
EAST TIMOR	894714	594815	-33.52	691,743	413,715	-40.19
UNITED STATES	13313593	9876898	-25.81	16,613,476	22,033,866	32.63
CANADA	858,518	950,187	10.68	2,902,064	2,742,201	-5.51
MEXICO	152,343	250,066	64.15	255,154	565,080	121.47
GUATEMALA	7,621	8110	6.42	21,151	23,022	8.85
PANAMA	5199	141	-97.29	6,642	806	-87.87
SURINAME	55,134	57,620	4.51	70,129	70,415	0.41
CHILE	29,346	5,191	-82.31	85,711	22,894	-73.29
ARGENTINA	17,764	0	-100.00	10,050	0	-100.00
BRAZIL	12,500	560	-95.52	5,313	500	-90.59
COLOMBIA	26	22,093	84,873.08	75	56,730	75,540.00
ECUADOR	8,377	12,529	49.56	22,850	31,302	36.99
PERU	15022	0	-100.00	25,165	0	-100.00
TRINIDAD AND TOBAGO	4625	16333	253.15	10,610	37,286	251.42
BAHAMAS	100	0	-100.00	672	0	-100.00
JAMAICA	18,700	30,184	61.41	12,223	26,853	119.69
PUERTO RICO	57341	346,938	505.04	134,307	291,733	117.21
BELIZE	3,341	0	-100.00	7,545	0	-100.00
DOMINICAN REPUBLIC	0	68,000	-	0	23,730	-
EL SALVADOR	0	6,827	-	0	17,369	-
BARBADOS	4,610	0	-100.00	11,967	0	-100.00
FRENCH POLYNESIA	65522	61818	-5.65	136,801	83,370	-39.06
NETHERLANDS ANTILLES	0	3776	-	0	9,304	-
UNITED KINGDOM	1630215	611654	-62.48	2,339,758	1,259,312	-46.18
NETHERLANDS	6,457,834	9,734,278	50.74	6,975,633	8,979,906	28.73
FRANCE	146427	449643	207.08	223,746	452,412	102.20
GERMANY, FED. REP. OF	373,806	345,795	-7.49	1,549,050	920,356	-40.59
AUSTRIA	290	22650	7,710.34	1,663	83,700	4,933.07
BELGIUM	101789	201102	97.57	410,413	560,660	36.61
SWITZERLAND	8232	5802	-29.52	10,268	11,900	15.89

TABEL 5. PERKEMBANGAN EKSPOR INDONESIA MENURUT KOMODITI DAN NEGARA TUJUAN

JENIS BARANG	BERAT BERSIH (KG)		PERUB	NILAI FOB (US \$)		PERUB
	JAN-JUN 2005	JAN-JUN 2006	%	JAN-JUN 2005	JAN-JUN 2006	%
	(1)	(2)	(3)	(4)	(5)	(6)
DENMARK	549,365	36579	-93.34	494,478	23,658	-95.22
NORWAY	15153	129243	752.92	34,453	154,807	349.33
SWEDEN	66,629	15955	-76.05	151,942	21,680	-85.73
FINLAND	276,137	363,045	31.47	254,056	408,509	60.79
IRELAND	2048	951	-53.56	7,853	3,016	-61.59
ITALY	124,960	181,161	44.98	364,135	1,083,345	197.51
SPAIN	1,187,156	1,140,673	-3.92	1,338,218	1,218,065	-8.98
PORTUGAL	92,390	64446	-30.25	76,070	31,480	-58.62
GREECE	140,104	36,889	-73.67	525,948	90,269	-82.84
CZECHOSLOVAKIA	117,582	116,094	-1.27	114,478	141,508	23.61
HUNGARY	638	0	-100.00	422	0	-100.00
POLAND	43,722	14,691	-66.40	69,165	42,482	-38.58
ROMANIA	4,339,573	112389	-97.41	113,410	185,214	63.31
BULGARIA	41,971	42,459	1.16	68,486	114,070	66.56
KAZAKHSTAN	10,734	0	-100.00	8,162	0	-100.00
UKRAINE	16,500	72,232	337.77	6,747	65,592	872.17
LITHUANIA	7,650	36,795	380.98	20,445	78,447	283.70
LATVIA	135546	40890	-69.83	199,534	95,204	-52.29
ESTONIA	0	232242	-	0	337,645	-
CROATIA	0	7,170	-	0	18,838	-
MALTA	165,784	122,926	-25.85	213,285	162,690	-23.72
SLOVAKIA	6217	0	-100.00	11,155	0	-100.00
SLOVENIA	3000	0	-100.00	13,800	0	-100.00
CZECH REPUBLIC	114,881	44371	-61.38	108,725	35,911	-66.97
RUSSIA FEDERATION	333201	476302	42.95	353,834	467,526	32.13
SEMEN	1901957251	3230770828	69.87	52,038,252	98,162,251	88.63
JAPAN	76,354	3,930,345	5,047.53	32,393	171,429	429.22
KOREA, REPUBLIC OF	0	200,000	-	0	21,168	-
TAIWAN	9,793,413	11,187,717	14.24	666,881	807,541	21.09
CHINA	75	1209	1,512.00	51	599	1,074.51
THAILAND	0	1031	-	0	120	-
SINGAPORE	262723654	127039107	-51.65	5,927,697	3,683,809	-37.85
PHILIPPINES	0	857,700	-	0	91,278	-
MALAYSIA	36662861	286160076	680.52	770,023	8,427,425	994.44
MYANMAR (FORM. BURMA)	0	83,588	-	0	9,007	-
BRUNEI DARUSSALAM	0	43265363	-	0	955,842	-
VIET NAM	17,228,887	105,000	-99.39	612,348	8,682	-98.58
MALDIVES	0	18,865,977	-	0	729,669	-
INDIA	0	30,352,412	-	0	809,651	-
BANGLADESH	455102140	563070985	23.72	9,725,668	14,622,539	50.35
SRI LANKA	106265476	395857480	272.52	2,632,608	13,423,850	409.91
KUWAIT	0	83089845	-	0	2,961,716	-
YEMEN	15721813	27380311	74.15	475,428	958,311	101.57
UNITED ARAB EMIRATES	1	163,383,074	#####	15	5,168,126	34,454,073.33
SUDAN	15,500,000	0	-100.00	468,720	0	-100.00
MADAGASCAR	15,850	57,115,427	360,249.70	475,506	1,993,340	319.20
MOZAMBIQUE	0	209967951	-	0	6,071,071	-
TOGO	0	83,579,361	-	0	2,458,069	-
GHANA	110500032	475277999	330.12	2,610,754	13,759,145	427.02
LIBERIA	0	28,000,000	-	0	793,800	-
GUINEA	0	50,000	-	0	2,600	-
NIGERIA	0	72846963	-	0	2,508,702	-
SIERRA LEONE	15,000,000	15,000,000	0.00	354,450	429,750	21.24
GABON	0	20000000	-	0	573,000	-
BENIN	30,000,000	98,350,000	227.83	708,900	2,837,864	300.32
SEYCHELLES	0	5,000,000	-	0	174,850	-
MAURITIUS	147,137,632	120,794,573	-17.90	4,336,237	4,257,780	-1.81
AUSTRALIA	79709321	132372627	66.07	1,782,223	3,887,591	118.13
NEW ZEALAND	52797596	40,000	-99.92	2,158,513	3,288	-99.85
MICRONESIA, FEDERATED	0	119	-	0	268	-
GUAM	1000	0	-100.00	49	0	-100.00
VANUATU	0	1,200,000	-	0	45,960	-
AMERICAN SAMOA	4,250,000	5,200,000	22.35	161,247	199,070	23.46
COOK ISLANDS	0	2,804	-	0	998	-
FIJI	144	0	-100.00	16	0	-100.00
SAMOA	10,200,000	4,500,000	-55.88	378,106	172,040	-54.50
SOLOMON ISLANDS	0	200,000	-	0	7,660	-
TONGA	2,300,277	860,000	-62.61	84,925	32,608	-61.60

TABEL 5. PERKEMBANGAN EKSPOR INDONESIA MENURUT KOMODITI DAN NEGARA TUJUAN

JENIS BARANG	BERAT BERSIH (KG)		PERUB	NILAI FOB (US \$)		PERUB
	JAN-JUN 2005	JAN-JUN 2006	%	JAN-JUN 2005	JAN-JUN 2006	%
	(1)	(2)	(3)	(4)	(5)	(6)
CHRISTMAS ISLANDS	1503000	2004000	33.33	54,203	85,792	58.28
EAST TIMOR	6,309,271	4,303,715	-31.79	439,963	176,580	-59.86
UNITED STATES	485,013,761	76,296,069	-84.27	15,890,365	2,787,065	-82.46
PANAMA	0	11,400,000	-	0	387,600	-
BRAZIL	0	27,300,000	-	0	709,800	-
BAHAMAS	2,900,000	0	-100.00	106,894	0	-100.00
FRENCH POLYNESIA	24,255,000	20,478,000	-15.57	944,908	801,373	-15.19
BELGIUM	2	0	-100.00	2	0	-100.00
PORTUGAL	1,440,000	3,800,000	163.89	63,159	153,825	143.55
BULGARIA	9,549,691	0	-100.00	176,000	0	-100.00
-DARI ROTAN	5,651,138	4,540,561	-19.65	13,197,343	11,529,840	-12.64
JAPAN	442,481	366,134	-17.25	1,894,971	1,722,392	-9.11
HONG KONG	7,831	173	-97.79	17,871	1,781	-90.03
KOREA, REPUBLIC OF	332,658	247,262	-25.67	620,899	736,239	18.58
TAIWAN	65,346	32,175	-50.76	129,085	81,960	-36.51
CHINA	24,171	174	-99.28	45,168	176	-99.61
THAILAND	199	1154	479.90	1,334	5,874	340.33
SINGAPORE	23459	13468	-42.59	37,380	15,884	-57.51
PHILIPPINES	273	0	-100.00	1,531	0	-100.00
MALAYSIA	6695	32486	385.23	17,783	65,051	265.80
CAMBODIA	0	32	-	0	1,278	-
BRUNEI DARUSSALAM	480	0	-100.00	911	0	-100.00
VIET NAM	0	4217	-	0	10,402	-
MALDIVES	244	1,535	529.10	893	6,722	652.74
INDIA	3,235	2,586	-20.06	3,831	3,734	-2.53
BANGLADESH	0	214	-	0	78	-
SRI LANKA	346	2,900	738.15	380	4,950	1,202.63
IRAN (ISLAMIC REPUBLIC	1,173	0	-100.00	1,735	0	-100.00
SAUDI ARABIA	4,486	1,534	-65.80	8,593	2,144	-75.05
KUWAIT	3,792	257	-93.22	8,299	406	-95.11
JORDAN	1,414	0	-100.00	2,628	0	-100.00
LEBANON	6,262	3,990	-36.28	11,636	8,514	-26.83
YEMEN	2,101	0	-100.00	5,220	0	-100.00
OMAN	5,625	0	-100.00	28,987	0	-100.00
TURKEY	11,642	12714	9.21	23,482	43,616	85.74
UNITED ARAB EMIRATES	10,343	3,190	-69.16	31,539	20,343	-35.50
EGYPT	2,695	14,399	434.29	6,407	13,946	117.67
TUNISIA	0	58,817	-	0	103,409	-
ALGERIA	0	8	-	0	60	-
ETHIOPIA	114	0	-100.00	100	0	-100.00
REUNION	459	546	18.95	473	1,052	122.41
MOZAMBIQUE	0	71	-	0	95	-
COTE D'IVOIRE	789	0	-100.00	421	0	-100.00
SENEGAL	142	0	-100.00	121	0	-100.00
SEYCHELLES	0	1,398	-	0	6,347	-
SOUTH AFRICA	4,109	1,518	-63.06	8,916	2,909	-67.37
MAURITIUS	7	8	14.29	184	81	-55.98
AUSTRALIA	204,798	141,323	-30.99	352,439	251,418	-28.66
NEW ZEALAND	9,251	19,191	107.45	25,842	30,131	16.60
GUAM	1	564	56,300.00	7	1,320	18,757.14
PALAU	0	13	-	0	1,800	-
NEW CALEDONIA	152	112	-26.32	286	94	-67.13
NORTHERN MARIANA	1	0	-100.00	37	0	-100.00
SAINT VINCENT AND THE	0	714	-	0	300	-
VANUATU	1,000	1,275	27.50	675	399	-40.89
WALLIS AND FUTUNA	0	99	-	0	111	-
COOK ISLANDS	82	0	-100.00	127	0	-100.00
FIJI	0	6,888	-	0	16,705	-
SOLOMON ISLANDS	0	1,312	-	0	2,978	-
UNITED STATES	700,071	916,916	30.97	2,323,867	2,691,186	15.81
CANADA	115,940	12732	-89.02	212,063	32,419	-84.71
MEXICO	1,036	4,826	365.83	2,476	11,693	372.25
PANAMA	0	983	-	0	2,775	-
CUBA	95	0	-100.00	64	0	-100.00
CHILE	20	2,228	11,040.00	54	5,510	10,103.70
VENEZUELA	0	14	-	0	17	-
ARGENTINA	0	1,197	-	0	1,007	-
BRAZIL	2,839	1,518	-46.53	4,633	3,492	-24.63

TABEL 5. PERKEMBANGAN EKSPOR INDONESIA MENURUT KOMODITI DAN NEGARA TUJUAN

JENIS BARANG	BERAT BERSIH (KG)		PERUB	NILAI FOB (US \$)		PERUB
	JAN-JUN 2005	JAN-JUN 2006	%	JAN-JUN 2005	JAN-JUN 2006	%
	(1)	(2)	(3)	(4)	(5)	(6)
COLOMBIA	618	742	20.06	1,178	2,635	123.68
PERU	0	4	-	0	108	-
TRINIDAD AND TOBAGO	0	2	-	0	69	-
PUERTO RICO	1716	3	-99.83	1,761	40	-97.73
BELIZE	0	1	-	0	28	-
DOMINICAN REPUBLIC	1616	0	-100.00	1,627	0	-100.00
COSTA RICA	236	965	308.90	275	698	153.82
BARBADOS	56	291	419.64	27	189	600.00
ANTIGUA AND BARBUDA	0	286	-	0	128	-
DOMINICA	110	0	-100.00	350	0	-100.00
FRENCH GUIANA	0	96	-	0	52	-
FRENCH POLYNESIA	2,106	6,172	193.07	3,338	11,056	231.22
MARTINIQUE	61	0	-100.00	79	0	-100.00
NETHERLANDS ANTILLES	75	56	-25.33	1,127	252	-77.64
GUADELOUPE	389	20	-94.86	508	10	-98.03
UNITED KINGDOM	555,695	402,140	-27.63	1,278,484	889,111	-30.46
NETHERLANDS	484,393	648,389	33.86	957,490	1,344,147	40.38
FRANCE	395,200	95,375	-75.87	548,333	230,755	-57.92
GERMANY, FED. REP. OF	836,014	859,381	2.80	2,159,306	1,677,219	-22.33
AUSTRIA	126,658	6,260	-95.06	140,259	23,284	-83.40
BELGIUM	163,595	190,980	16.74	341,522	467,970	37.02
SWITZERLAND	155,422	1,110	-99.29	202,297	1,030	-99.49
MONACO	0	2	-	0	44	-
DENMARK	48,694	39,300	-19.29	74,986	78,727	4.99
NORWAY	3,001	43	-98.57	3,779	80	-97.88
SWEDEN	157,628	168,245	6.74	352,565	414,006	17.43
FINLAND	46,255	19,693	-57.43	150,714	70,082	-53.50
IRELAND	12,827	0	-100.00	48,756	0	-100.00
ITALY	258,388	65,206	-74.76	373,524	137,753	-63.12
SPAIN	280,258	28,387	-89.87	490,444	92,993	-81.04
PORTUGAL	30,809	2,889	-90.62	32,549	12,980	-60.12
ICELAND	4,436	0	-100.00	10,816	0	-100.00
GREECE	45,214	34,323	-24.09	109,602	52,912	-51.72
HUNGARY	2,090	1,007	-51.82	4,430	2,779	-37.27
POLAND	7,297	9,074	24.35	8,069	16,142	100.05
ROMANIA	0	196	-	0	400	-
BULGARIA	0	2,042	-	0	4,032	-
YUGOSLAVIA	922	4,560	394.58	1,250	9,127	630.16
KAZAKHSTAN	371	572	54.18	1,278	1,850	44.76
UKRAINE	0	1,190	-	0	3,435	-
LATVIA	0	122	-	0	564	-
CROATIA	775	1,667	115.10	1,755	5,441	210.03
MALTA	225	0	-100.00	809	0	-100.00
SLOVENIA	3,554	2,209	-37.84	5,219	3,736	-28.42
CZECH REPUBLIC	241	314	30.29	968	1,039	7.33
RUSSIA FEDERATION	26,336	32,382	22.96	54,521	60,139	10.30
-DARI BAHAN LAINNYA	7938292	10,872,180	36.96	19,762,015	25,443,103	28.75
JAPAN	1,409,622	1,153,545	-18.17	5,897,134	4,539,473	-23.02
HONG KONG	14,243	13,936	-2.16	45,571	39,650	-12.99
KOREA, DEMOCRATIC	0	1,489	-	0	6,372	-
KOREA, REPUBLIC OF	141,295	140,784	-0.36	280,596	361,270	28.75
TAIWAN	848,735	808,413	-4.75	299,403	244,443	-18.36
CHINA	74,575	127,645	1,611.64	72,221	243,478	237.13
MONGOLIA	2	0	-100.00	7	0	-100.00
PAPUA NEW GUINEA	3840	117	-96.95	4,001	450	-88.75
THAILAND	5,278	17,448	230.58	31,761	31,091	-2.11
SINGAPORE	159,910	32,806	-79.48	131,311	41,225	-68.61
PHILIPPINES	2,474	517	-79.10	3,636	589	-83.80
MALAYSIA	68,531	234,510	242.20	90,508	407,727	350.49
BRUNEI DARUSSALAM	1,186	110	-90.73	1,180	589	-50.08
VIET NAM	9	150	1,566.67	74	440	494.59
MALDIVES	8,862	16,695	88.39	54,191	66,075	21.93
INDIA	6,234	3,336	-46.49	18,680	8,764	-53.08
PAKISTAN	1,142	0	-100.00	1,195	0	-100.00
BANGLADESH	0	1,845	-	0	8,703	-
SRI LANKA	1,609	16,121	901.93	683	34,728	4,984.63
IRAN (ISLAMIC REPUBLIC)	7,535	8,424	11.80	6,405	4,987	-22.14
SAUDI ARABIA	16,441	62,750	281.67	16,165	39,595	144.94

TABEL 5. PERKEMBANGAN EKSPOR INDONESIA MENURUT KOMODITI DAN NEGARA TUJUAN

JENIS BARANG	BERAT BERSIH (KG)		PERUB	NILAI FOB (US \$)		PERUB
	JAN-JUN 2005	JAN-JUN 2006	%	JAN-JUN 2005	JAN-JUN 2006	%
	(1)	(2)	(3)	(4)	(5)	(6)
KUWAIT	1,805	881	-51.19	3,284	1,245	-62.09
JORDAN	99	9,567	9,563.64	180	11,322	6,190.00
LEBANON	10,156	25,310	149.21	3,157	12,101	283.31
YEMEN	0	122	-	0	184	-
OMAN	165	23	-86.06	723	837	15.77
TURKEY	24,236	113,397	367.89	84,975	250,135	194.36
UNITED ARAB EMIRATES	8,507	11,046	29.85	28,619	36,634	28.01
BAHRAIN	410	60,000	14,534.15	4,571	4,054	-11.31
CYPRUS	5,623	7,427	32.08	12,375	15,167	22.56
EGYPT	943	9,776	936.69	2,026	9,010	344.72
MOROCCO	70	11,806	16,765.71	735	12,115	1,548.30
TUNISIA	14,268	14,043	-1.58	20,744	37,654	81.52
ALGERIA	129	89	-31.01	350	600	71.43
ERITREA	0	1	-	0	105	-
NAMIBIA	69	288	317.39	168	809	381.55
ETHIOPIA	0	15630	-	0	10,800	-
TANZANIA, UNITED	0	186	-	0	713	-
MADAGASCAR	1,782	1,461	-18.01	4,209	2,002	-52.44
KENYA	12	532	4,333.33	60	597	895.00
REUNION	28,800	38,420	33.40	51,829	51,691	-0.27
MOZAMBIQUE	9,035	0	-100.00	7,342	0	-100.00
CONGO	0	1	-	0	52	-
GABON	10	199	1,890.00	10	758	7,480.00
COTE D'IVOIRE	2,102	267	-87.30	1,989	248	-87.53
SENEGAL	0	608	-	0	1,651	-
U.S. VIRGIN ISLANDS	1592	0	-100.00	1,694	0	-100.00
SEYCHELLES	6334	80,735	1,174.63	4,708	51,294	989.51
UGANDA	240	1	-99.58	300	16	-94.67
SOUTH AFRICA	55,788	80,784	44.81	79,183	155,714	96.65
MAURITIUS	9,805	2,400	-75.52	90,850	5,484	-93.96
VIRGIN ISLANDS (BRITISH)	1,278	8	-99.37	3,545	38	-98.93
AUSTRALIA	429,916	588,770	36.95	564,563	545,144	-3.44
NEW ZEALAND	46,276	49,518	7.01	93,968	137,483	46.31
MICRONESIA, FEDERATED	1058	135	-87.24	547	306	-44.06
GUAM	3,413	5,475	60.42	6,997	15,513	121.71
PALAU	1,198	4	-99.67	1,353	30	-97.78
NEW CALEDONIA	30,577	19,162	-37.33	49,111	42,518	-13.42
NORTHERN MARIANA	2,658	639	-75.96	5,604	1,546	-72.41
SAINT VINCENT AND THE	2,001	1,822	-8.95	1,938	765	-60.53
VANUATU	1,623	2,343	44.36	1,794	1,687	-5.96
WALLIS AND FUTUNA	155	985	535.48	225	1,253	456.89
AMERICAN SAMOA	841	0	-100.00	870	0	-100.00
COOK ISLANDS	764	28,444	3,623.04	1,137	8,519	649.25
FIJI	6,549	34,382	425.00	20,225	66,834	230.45
MARSHALL ISLANDS	0	16	-	0	41	-
SAMOA	133	0	-100.00	64	0	-100.00
TONGA	2,355	162	-93.12	1,835	1,656	-9.75
UNITED STATES MINOR	1	0	-100.00	1	0	-100.00
EAST TIMOR	128	287	124.22	337	178	-47.18
UNITED STATES	1,571,968	2,472,813	57.31	4,948,228	9,836,267	98.78
CANADA	136,282	159,652	17.15	375,507	553,610	47.43
MEXICO	34,509	14,974	-56.61	95,908	42,506	-55.68
GUATEMALA	428	0	-100.00	554	0	-100.00
HONDURAS	98	0	-100.00	150	0	-100.00
NICARAGUA	0	401	-	0	174	-
PANAMA	9,956	1532	-84.61	26,141	4,323	-83.46
CUBA	312	0	-100.00	210	0	-100.00
SURINAME	0	623	-	0	2,942	-
CHILE	9,237	9,144	-1.01	24,602	32,620	32.59
VENEZUELA	5,003	394	-92.12	7,733	531	-93.13
ARGENTINA	19,666	39,761	102.18	26,363	96,642	266.58
BRAZIL	52,661	39,435	-25.12	67,426	270,733	301.53
COLOMBIA	6,130	19,958	225.58	8,649	20,774	140.19
BOLIVIA	0	17	-	0	23	-
URUGUAY	550	663	20.55	1,590	2,409	51.51
PERU	874	635	-27.35	1,119	2,388	113.40
GUYANA	9,225	0	-100.00	29,273	0	-100.00
TRINIDAD AND TOBAGO	7	0	-100.00	10	0	-100.00

TABEL 5. PERKEMBANGAN EKSPOR INDONESIA MENURUT KOMODITI DAN NEGARA TUJUAN

JENIS BARANG	BERAT BERSIH (KG)		PERUB	NILAI FOB (US \$)		PERUB
	JAN-JUN 2005	JAN-JUN 2006	%	JAN-JUN 2005	JAN-JUN 2006	%
	(1)	(2)	(3)	(4)	(5)	(6)
BAHAMAS	8,103	9,274	14.45	23,296	28,350	21.69
JAMAICA	10,236	5,954	-41.83	44,980	12,066	-73.17
PUERTO RICO	3,830	3,888	1.51	12,704	9,258	-27.13
BELIZE	0	450	-	0	2,142	-
DOMINICAN REPUBLIC	35,630	22,395	-37.15	43,947	42,604	-3.06
EL SALVADOR	447	16	-96.42	382	61	-84.03
COSTA RICA	10,868	5,915	-45.57	25,422	6,008	-76.37
HAITI	0	1,048	-	0	711	-
BARBADOS	260	979	276.54	234	1,832	682.91
ANTIGUA AND BARBUDA	1,253	2,757	120.03	1,256	1,398	11.31
BERMUDA	86	116	34.88	483	813	68.32
CAYMAN ISLANDS	0	5	-	0	28	-
FRENCH GUIANA	1,040	4,669	348.94	1,432	8,478	492.04
FRENCH POLYNESIA	19,132	26,225	37.07	42,455	78,311	84.46
MARTINIQUE	6,421	6,496	1.17	10,080	14,822	47.04
NETHERLANDS ANTILLES	978	380	-61.15	3,649	4,088	12.03
TURKS AND CAICOS	201	1,137	465.67	226	336	48.67
GUADELOUPE	3,516	8,127	131.14	8,243	18,165	120.37
SAINT KITTS AND NEVIS	0	18	-	0	26	-
UNITED KINGDOM	277,639	317,032	14.19	946,489	1,197,063	26.47
NETHERLANDS	255,364	534,776	109.42	533,217	745,826	39.87
FRANCE	372,962	395,491	6.04	778,421	1,006,371	29.28
GERMANY, FED. REP. OF	350891	205,413	-41.46	676,146	436,254	-35.48
AUSTRIA	19,337	10,272	-46.88	38,860	36,404	-6.32
BELGIUM	97,838	123,548	26.28	223,713	264,942	18.43
SWITZERLAND	23,347	21,132	-9.49	91,734	59,352	-35.30
MONACO	0	47	-	0	817	-
DENMARK	22,614	39,791	75.96	78,163	106,426	36.16
NORWAY	2,134	1,809	-15.23	5,934	5,288	-10.89
SWEDEN	26,242	18,878	-28.06	50,049	62,783	25.44
FINLAND	11,410	26,500	132.25	23,584	55,526	135.44
IRELAND	13650	42,075	208.24	56,135	76,919	37.03
ITALY	400,793	575,079	43.49	827,955	1,156,193	39.64
SPAIN	387,073	390,426	0.87	1,036,837	1,060,868	2.32
PORTUGAL	18,249	14,203	-22.17	40,105	42,538	6.07
ICELAND	0	3558	-	0	1,199	-
GREECE	81313	87,182	7.22	168,447	149,416	-11.30
HUNGARY	22,183	17,197	-22.48	40,969	18,804	-54.10
POLAND	33,907	26,596	-21.56	42,760	41,355	-3.29
ROMANIA	2,079	0	-100.00	2,366	0	-100.00
BULGARIA	5,436	15,521	185.52	16,022	25,735	60.62
YUGOSLAVIA	5,703	8057	41.28	9,464	17,593	85.89
UKRAINE	4,090	23,499	474.55	12,491	35,118	181.15
UZBEKISTAN	1	0	-100.00	3	0	-100.00
LITHUANIA	382	120	-68.59	2,233	217	-90.28
ESTONIA	463	0	-100.00	815	0	-100.00
GEORGIA	0	24	-	0	119	-
CROATIA	17,877	25,630	43.37	38,632	27,145	-29.73
MALTA	5,630	14,782	162.56	17,288	66,441	284.32
SLOVAKIA	1,683	336	-80.04	617	666	7.94
SLOVENIA	2,525	10,765	326.34	2,488	10,636	327.49
CZECH REPUBLIC	14,101	37,465	165.69	11,231	28,321	152.17
RUSSIA FEDERATION	18,042	18520	2.65	43,678	35,177	-19.46
-DARI ROTAN	68,540,103	65,294,687	-4.74	189,645,516	179,158,176	-5.53
JAPAN	9,547,876	7315242	-23.38	25,067,489	21,336,528	-14.88
HONG KONG	881,343	86,438	-90.19	700,553	124,485	-82.23
KOREA, REPUBLIC OF	562,322	656,599	16.77	886,324	952,073	7.42
TAIWAN	839,414	591,217	-29.57	1,136,148	1,039,952	-8.47
CHINA	255,059	437757	71.63	707,302	342,917	-51.52
MONGOLIA	1,800	0	-100.00	6,180	0	-100.00
MACAU	10,000	0	-100.00	35,882	0	-100.00
PAPUA NEW GUINEA	6,851	67	-99.02	14,516	192	-98.68
THAILAND	37,339	148440	297.55	157,262	650,316	313.52
SINGAPORE	298,671	578478	93.68	1,642,779	2,773,504	68.83
PHILIPPINES	15102	21073	39.54	50,158	51,445	2.57
MALAYSIA	1,176,262	1,158,120	-1.54	2,313,247	3,155,889	36.43
BRUNEI DARUSSALAM	5,550	9,009	62.32	2,565	21,312	730.88
VIET NAM	403	10,168	2,423.08	3,195	70,398	2,103.38

TABEL 5. PERKEMBANGAN EKSPOR INDONESIA MENURUT KOMODITI DAN NEGARA TUJUAN

JENIS BARANG	BERAT BERSIH (KG)		PERUB	NILAI FOB (US \$)		PERUB
	JAN-JUN 2005	JAN-JUN 2006	%	JAN-JUN 2005	JAN-JUN 2006	%
	(1)	(2)	(3)	(4)	(5)	(6)
MALDIVES	18,720	59,244	216.47	29,055	125,991	333.63
INDIA	79,789	92,144	15.48	138,132	250,211	81.14
PAKISTAN	0	12,614	-	0	19,739	-
BANGLADESH	0	275	-	0	100	-
SRI LANKA	18,252	3,834	-78.99	49,201	6,375	-87.04
IRAN (ISLAMIC REPUBLIC)	18168	119,525	557.89	55,861	328,625	488.29
SAUDI ARABIA	196,989	161,892	-17.82	566,625	260,618	-54.01
KUWAIT	310,402	194,738	-37.26	549,786	221,587	-59.70
JORDAN	22,683	37,990	67.48	59,544	58,602	-1.58
LEBANON	144,535	215,495	49.10	350,216	689,633	96.92
YEMEN	10,686	3,029	-71.65	30,446	6,365	-79.09
OMAN	61,196	51,599	-15.68	115,740	155,590	34.43
TURKEY	570,610	735,842	28.96	1,782,726	2,093,721	17.44
UNITED ARAB EMIRATES	497,272	183,976	-63.00	1,026,795	437,469	-57.39
QATAR	25,642	25,231	-1.60	96,411	53,927	-44.07
BAHRAIN	61,734	11,498	-81.37	149,339	16,801	-88.75
CYPRUS	152,391	245,412	61.04	522,912	934,369	78.69
EGYPT	266,209	215895	-18.90	588,660	450,120	-23.53
MOROCCO	57,856	107,935	86.56	128,947	246,746	91.35
TUNISIA	10,855	40,645	274.44	34,021	137,630	304.54
ALGERIA	3,016	0	-100.00	6,760	0	-100.00
SUDAN	102,072	31,253	-69.38	106,993	38,125	-64.37
NAMIBIA	9,817	8616	-12.23	32,088	27,450	-14.45
TANZANIA, UNITED	26,405	7,138	-72.97	34,534	5,908	-82.89
MADAGASCAR	5,163	2,535	-50.90	10,400	2,200	-78.85
KENYA	18,019	29,652	64.56	15,217	31,524	107.16
REUNION	156628	122,256	-21.94	324,427	227,265	-29.95
MOZAMBIQUE	3,306	22,625	584.36	2,208	31,499	1,326.59
EQUATORIAL GUINEA	0	2,124	-	0	1,665	-
GHANA	2,692	28	-98.96	1,872	143	-92.36
CONGO	19,219	23,376	21.63	16,650	19,668	18.13
CAMEROON	0	4,422	-	0	10,265	-
GABON	71	28965	40,695.77	65	61,315	94,230.77
COTE D'IVOIRE	6,887	9,849	43.01	10,270	8,338	-18.81
SENEGAL	21,900	4644	-78.79	17,056	3,653	-78.58
SEYCHELLES	4976	16,323	228.03	23,232	30,406	30.88
UGANDA	0	1,777	-	0	8,765	-
NIGER	3,116	0	-100.00	12,439	0	-100.00
DJIBOUTI	3,526	0	-100.00	3,444	0	-100.00
SOUTH AFRICA	598,764	783,881	30.92	1,585,746	1,676,269	5.71
MAURITIUS	21658	10,391	-52.02	46,777	8,177	-82.52
AUSTRALIA	1,963,243	1,617,875	-17.59	5,240,411	3,301,515	-37.00
NEW ZEALAND	119708	95,083	-20.57	382,570	299,568	-21.70
GUAM	27	15,593	57,651.85	142	76,842	54,014.08
NEW CALEDONIA	28,308	32,417	14.52	59,476	70,655	18.80
NORTHERN MARIANA	8,637	7,707	-10.77	73,966	14,789	-80.01
SAINT VINCENT AND THE	0	1,310	-	0	550	-
VANUATU	491	23,541	4,694.50	332	23,069	6,848.49
BRITISH INDIAN OCEAN	0	6,384	-	0	13,102	-
COOK ISLANDS	4,437	0	-100.00	4,795	0	-100.00
FIJI	20,361	39,700	94.98	37,963	121,137	219.09
SAMOA	12,297	1,232	-89.98	65,679	2,860	-95.65
SOLOMON ISLANDS	1,312	0	-100.00	2,978	0	-100.00
EAST TIMOR	2,933	2,950	0.58	1,843	4,650	152.31
UNITED STATES	9,624,203	8,211,752	-14.68	28,530,109	26,316,885	-7.76
CANADA	614,553	541,533	-11.88	1,694,636	1,755,122	3.57
MEXICO	308,307	475,471	54.22	681,876	1,076,056	57.81
GUATEMALA	7,970	11,340	42.28	28,620	45,727	59.77
HONDURAS	0	6,294	-	0	29,650	-
NICARAGUA	2,281	4,850	112.63	8,964	12,916	44.09
PANAMA	72,911	68,776	-5.67	256,308	125,026	-51.22
CUBA	10,996	16,864	53.36	15,205	26,640	75.21
SURINAME	35,243	15,773	-55.25	39,149	25,196	-35.64
CHILE	16,741	37,987	126.91	65,671	134,788	105.25
VENEZUELA	17,362	35,952	107.07	37,487	103,597	176.35
ARGENTINA	45,604	62,637	37.35	122,917	164,646	33.95
BRAZIL	51,826	143,173	176.26	89,802	333,083	270.91
COLOMBIA	19,412	20,052	3.30	24,333	55,043	126.21

TABEL 5. PERKEMBANGAN EKSPOR INDONESIA MENURUT KOMODITI DAN NEGARA TUJUAN

JENIS BARANG	BERAT BERSIH (KG)		PERUB	NILAI FOB (US \$)		PERUB
	JAN-JUN 2005	JAN-JUN 2006	%	JAN-JUN 2005	JAN-JUN 2006	%
	(1)	(2)	(3)	(4)	(5)	(6)
BOLIVIA	0	4,368	-	0	19,012	-
URUGUAY	0	916	-	0	10,426	-
PARAGUAY	4,084	1324	-67.58	5,627	4,048	-28.06
ECUADOR	20261	11321	-44.12	81,440	31,946	-60.77
PERU	15,887	7999	-49.65	36,949	21,319	-42.30
GUYANA	5,203	4,155	-20.14	9,504	10,508	10.56
TRINIDAD AND TOBAGO	24,518	5,696	-76.77	46,704	22,707	-51.38
BAHAMAS	10,135	11,771	16.14	19,634	22,128	12.70
JAMAICA	3,140	30,848	882.42	3,140	90,071	2,768.50
PUERTO RICO	199,463	72,729	-63.54	430,188	174,760	-59.38
BELIZE	0	7,494	-	0	24,975	-
DOMINICAN REPUBLIC	141,489	83,647	-40.88	349,298	242,914	-30.46
EL SALVADOR	6,225	14,519	133.24	22,465	38,474	71.26
COSTA RICA	23,273	27,442	17.91	49,871	64,512	29.36
HAITI	2,330	0	-100.00	9,605	0	-100.00
BARBADOS	19,502	27,432	40.66	25,204	52,452	108.11
ARUBA	3,997	12,463	211.81	8,910	26,572	198.23
BERMUDA	1,382	0	-100.00	7,605	0	-100.00
DOMINICA	62,380	6,138	-90.16	175,746	5,100	-97.10
FRENCH GUIANA	19848	27,010	36.08	62,563	60,100	-3.94
FRENCH POLYNESIA	35,460	55,371	56.15	74,677	94,574	26.64
GRENADA	2,252	3,099	37.61	2,887	9,286	221.65
MARTINIQUE	87,732	88,633	1.03	218,661	178,109	-18.55
NETHERLANDS ANTILLES	36,150	40,369	11.67	96,882	55,671	-42.54
NORFOLK ISLANDS	3,840	0	-100.00	6,930	0	-100.00
SAINT LUCIA	7,128	4,449	-37.58	16,519	10,882	-34.12
TURKS AND CAICOS	948	0	-100.00	2,391	0	-100.00
GUADELOUPE	227,410	175,524	-22.82	437,575	336,745	-23.04
UNITED KINGDOM	4,693,725	4,243,151	-9.60	16,697,601	14,309,442	-14.30
NETHERLANDS	4529570	4,032,964	-10.96	13,092,266	11,822,227	-9.70
FRANCE	2,097,786	2,788,950	32.95	6,482,436	6,337,451	-2.24
GERMANY, FED. REP. OF	8,846,591	8,118,893	-8.23	24,503,602	21,753,536	-11.22
AUSTRIA	250,392	258,788	3.35	1,378,615	545,933	-60.40
BELGIUM	2,192,281	2,699,598	23.14	6,906,448	8,527,953	23.48
SWITZERLAND	129,720	225,301	73.68	718,516	431,063	-40.01
DENMARK	770,910	565,225	-26.68	2,242,085	1,710,297	-23.72
NORWAY	299,505	232,566	-22.35	800,827	641,953	-19.84
SWEDEN	620,819	669,407	7.83	2,346,863	1,970,651	-16.03
FINLAND	821,229	685,725	-16.50	2,487,929	1,555,870	-37.46
IRELAND	338,506	120,140	-64.51	603,053	220,803	-63.39
ITALY	4,641,880	5,042,110	8.62	11,707,688	11,911,747	1.74
SPAIN	3121248	3,871,163	24.03	7,919,378	9,936,135	25.47
PORTUGAL	299623	369,954	23.47	970,297	741,876	-23.54
ICELAND	13,660	6,712	-50.86	16,086	17,094	6.27
GREECE	1817693	1,873,203	3.05	5,013,366	4,419,752	-11.84
CZECHOSLOVAKIA	43640	0	-100.00	38,500	0	-100.00
HUNGARY	182,589	187,467	2.67	437,226	497,425	13.77
POLAND	416,892	602,750	44.58	1,321,244	1,760,115	33.22
ROMANIA	178,840	245,978	37.54	381,030	585,189	53.58
BULGARIA	177,070	41,690	-76.46	214,123	98,388	-54.05
YUGOSLAVIA	45,365	36568	-19.39	70,732	51,506	-27.18
ARMENIA	4450	0	-100.00	13,884	0	-100.00
AZERBAIJAN	0	3,300	-	0	10,876	-
BELARUS	5472	9,224	68.57	16,754	20,997	25.33
KAZAKHSTAN	12,149	27,954	130.09	35,140	84,035	139.14
KYRGYZSTAN	0	3,879	-	0	2,946	-
MOLDOVA, REPUBLIC OF	0	4,139	-	0	7,396	-
UKRAINE	50,929	191,893	276.79	162,912	532,634	226.95
LITHUANIA	3,300	15,066	356.55	6,462	48,730	654.10
LATVIA	31,481	50,202	59.47	73,663	157,558	113.89
ESTONIA	18,671	42,805	129.26	48,686	81,020	66.41
GEORGIA	3,164	3,896	23.14	5,800	12,986	123.90
CROATIA	173,123	118,889	-31.33	333,302	256,866	-22.93
BOSNIA AND HERZEGOVINA	0	3,340	-	0	12,228	-
MALTA	11,393	7,362	-35.38	31,731	21,543	-32.11
SLOVAKIA	22,038	49297	123.69	49,994	297,387	494.85
SLOVENIA	145345	231105	59.00	344,776	479,920	39.20
CZECH REPUBLIC	123249	207,243	68.15	221,048	451,952	104.46

TABEL 5. PERKEMBANGAN EKSPOR INDONESIA MENURUT KOMODITI DAN NEGARA TUJUAN

JENIS BARANG	BERAT BERSIH (KG)		PERUB	NILAI FOB (US \$)		PERUB
	JAN-JUN 2005	JAN-JUN 2006	%	JAN-JUN 2005	JAN-JUN 2006	%
	(1)	(2)	(3)	(4)	(5)	(6)
RUSSIA FEDERATION	283,389	544551	92.16	1,037,051	1,886,428	81.90
-DARI BAHAN LAINNYA	380,478,893	377,374,798	-0.82	790,383,973	769,360,097	-2.66
JAPAN	40,013,322	41,347,622	3.33	65,880,095	68,705,019	4.29
HONG KONG	1,276,293	986,841	-22.68	2,061,968	1,167,469	-43.38
KOREA, DEMOCRATIC	0	7,284	-	0	10,432	-
KOREA, REPUBLIC OF	6,080,826	6,513,856	7.12	8,957,893	11,206,588	25.10
TAIWAN	4,219,154	3,802,141	-9.88	5,952,056	6,384,322	7.26
CHINA	4,454,873	6,943,298	55.86	3,988,921	5,083,576	27.44
MONGOLIA	1,683	0	-100.00	8,166	0	-100.00
MACAU	5,912	0	-100.00	13,528	0	-100.00
PAPUA NEW GUINEA	2,141	20,759	869.59	2,161	36,254	1,577.65
THAILAND	461,039	513,495	11.38	885,875	674,359	-23.88
SINGAPORE	5,730,905	8,409,045	46.73	9,353,080	8,872,550	-5.14
PHILIPPINES	1,311,715	1,126,810	-14.10	646,991	597,015	-7.72
MALAYSIA	8,921,512	9,535,846	6.89	9,647,571	9,621,021	-0.28
MYANMAR (FORM. BURMA)	10,918	8,628	-20.97	12,955	9,920	-23.43
CAMBODIA	31,949	6,506	-79.64	9,261	4,365	-52.87
BRUNEI DARUSSALAM	217,011	97,759	-54.95	234,157	89,218	-61.90
NEPAL	5,500	0	-100.00	6,469	0	-100.00
VIET NAM	109,071	527,536	383.66	421,208	347,698	-17.45
MALDIVES	915805	1,163,975	27.10	1,510,948	1,487,753	-1.54
INDIA	758,962	1,375,094	81.18	911,724	1,412,548	54.93
PAKISTAN	50,312	52,014	3.38	40,929	61,563	50.41
BANGLADESH	123,073	82,610	-32.88	94,116	64,805	-31.14
SRI LANKA	425,868	439,310	3.16	587,481	615,916	4.84
AFGHANISTAN	222357	313,504	40.99	186,861	224,433	20.11
IRAQ	0	171,862	-	0	127,093	-
IRAN (ISLAMIC REPUBLIC	477,536	360363	-24.54	506,006	454,144	-10.25
SAUDI ARABIA	1,631,629	2,070,368	26.89	1,566,348	1,695,148	8.22
KUWAIT	2,602,566	1,810,025	-30.45	2,279,119	1,615,809	-29.10
JORDAN	488637	395,134	-19.14	483,599	518,467	7.21
LEBANON	512,816	469,026	-8.54	639,636	652,261	1.97
YEMEN	200,009	309,960	54.97	209,408	308,365	47.26
OMAN	474971	479,645	0.98	390,284	334,751	-14.23
SYRIA ARAB REPUBLIC	0	3,011	-	0	10,495	-
TURKEY	1,983,124	2,020,665	1.89	4,812,971	4,661,412	-3.15
UNITED ARAB EMIRATES	15,935,447	14716916	-7.65	13,755,675	11,245,960	-18.24
QATAR	177,884	157,784	-11.30	336,520	477,797	41.98
BAHRAIN	284,989	502,598	76.36	322,577	674,480	109.09
CYPRUS	320,442	450,368	40.55	792,502	981,666	23.87
EGYPT	427,875	404,786	-5.40	515,637	470,155	-8.82
LIBYAN ARAB JAMAHIRIYA	259,961	447,001	71.95	253,478	370,053	45.99
MOROCCO	1,433,558	729727	-49.10	1,017,565	628,728	-38.21
TUNISIA	107,611	49,295	-54.19	133,350	214,132	60.58
ALGERIA	146799	193,573	31.86	140,231	142,378	1.53
SUDAN	854,115	938,195	9.84	743,849	795,695	6.97
NAMIBIA	4,870	19,517	300.76	13,976	22,843	63.44
ETHIOPIA	37,584	21,357	-43.18	32,169	22,273	-30.76
TANZANIA, UNITED	245,275	396954	61.84	228,904	398,860	74.25
MADAGASCAR	30,315	22416	-26.06	42,608	24,370	-42.80
KENYA	244,183	346442	41.88	216,497	235,125	8.60
REUNION	1020383	943029	-7.58	1,607,311	1,480,227	-7.91
MOZAMBIQUE	1,401	23,956	1,609.92	1,200	45,830	3,719.17
BOTSWANA	50726	47,204	-6.94	41,902	51,531	22.98
EQUATORIAL GUINEA	9,027	12,395	37.31	6,041	12,302	103.64
TOGO	6,580	6,753	2.63	7,470	12,491	67.22
GHANA	97,589	43,073	-55.86	107,128	49,741	-53.57
GUINEA	2,354	3,985	69.29	2,038	26,190	1,185.08
ANGOLA	5,033	151,451	2,909.16	5,625	108,578	1,830.28
CONGO	40,758	75,251	84.63	44,114	96,081	117.80
CAMEROON	46,163	14685	-68.19	38,802	36,909	-4.88
NIGERIA	258433	114550	-55.68	133,363	125,076	-6.21
SIERRA LEONE	0	18,214	-	0	18,676	-
GABON	25,774	77,443	200.47	41,468	96,469	132.63
COTE D'IVOIRE	20,849	887	-95.75	10,119	818	-91.92
SENEGAL	57,089	1,288	-97.74	68,840	3,464	-94.97
MAURITANIA	7,828	12,998	66.04	11,771	12,795	8.70
MALI	0	9,246	-	0	8,573	-

TABEL 5. PERKEMBANGAN EKSPOR INDONESIA MENURUT KOMODITI DAN NEGARA TUJUAN

JENIS BARANG	BERAT BERSIH (KG)		PERUB	NILAI FOB (US \$)		PERUB
	JAN-JUN 2005	JAN-JUN 2006	%	JAN-JUN 2005	JAN-JUN 2006	%
	(1)	(2)	(3)	(4)	(5)	(6)
BENIN	123,264	204150	65.62	138,915	258,840	86.33
U.S. VIRGIN ISLANDS	45,154	68,150	50.93	73,823	226,440	206.73
SEYCHELLES	110,550	74,934	-32.22	230,334	136,414	-40.78
UGANDA	45,280	33,162	-26.76	31,047	24,231	-21.95
CENTRAL AFRICAN	4,999	0	-100.00	2,225	0	-100.00
DJIBOUTI	95,737	479,366	400.71	35,648	318,082	792.29
SOUTH AFRICA	2243672	2,245,865	0.10	3,119,383	3,095,397	-0.77
ZAMBIA	0	106,592	-	0	67,735	-
MAURITIUS	289,305	215,411	-25.54	391,907	299,694	-23.53
RWANDA	109,568	90,317	-17.57	99,322	93,769	-5.59
VIRGIN ISLANDS (BRITISH)	36,057	9394	-73.95	68,613	33,525	-51.14
AUSTRALIA	14,605,269	14,519,783	-0.59	23,091,435	22,401,961	-2.99
NEW ZEALAND	1,377,433	1,438,193	4.41	2,201,875	2,222,418	0.93
MICRONESIA, FEDERATED	17,595	2,199	-87.50	37,834	4,950	-86.92
GUAM	74814	93,066	24.40	147,844	267,680	81.06
PALAU	34,028	0	-100.00	99,034	0	-100.00
NEW CALEDONIA	405,591	445594	9.86	627,330	760,895	21.29
NORTHERN MARIANA	44667	443	-99.01	121,319	792	-99.35
SAINT VINCENT AND THE	46,028	10,688	-76.78	55,242	22,801	-58.73
VANUATU	1,880	32,842	1,646.91	2,749	22,854	731.36
WALLIS AND FUTUNA	3,022	12,033	298.18	4,362	11,401	161.37
AMERICAN SAMOA	229,572	5,295	-97.69	818,615	4,725	-99.42
COOK ISLANDS	20,219	35,760	76.86	46,899	71,681	52.84
FIJI	145,948	177,152	21.38	318,614	408,074	28.08
MARSHALL ISLANDS	5,300	2,059	-61.15	16,985	2,440	-85.63
SAMOA	8,340	0	-100.00	18,332	0	-100.00
TONGA	1,709	17	-99.01	1,730	185	-89.31
UNITED STATES MINOR	19	0	-100.00	39	0	-100.00
EAST TIMOR	2,913	59,071	1,927.84	1,856	117,719	6,242.62
UNITED STATES	95,779,636	95,368,707	-0.43	260,412,694	264,701,428	1.65
CANADA	5,826,990	5,909,565	1.42	14,051,967	13,716,753	-2.39
MEXICO	617,859	785,668	27.16	1,098,149	1,436,622	30.82
GUATEMALA	21,525	55,722	158.87	34,614	104,891	203.03
HONDURAS	14,805	11,164	-24.59	15,610	3,278	-79.00
NICARAGUA	0	7,921	-	0	6,967	-
PANAMA	301,026	316,209	5.04	594,756	623,702	4.87
CUBA	3,702	7,202	94.54	3,122	3,196	2.37
SURINAME	16,469	30,610	85.86	24,120	38,392	59.17
CHILE	132,330	184,221	39.21	200,921	265,336	32.06
VENEZUELA	42,121	80065	90.08	101,634	143,942	41.63
ARGENTINA	288,157	162,830	-43.49	504,111	297,515	-40.98
BRAZIL	213,674	127,488	-40.34	531,079	192,107	-63.83
COLOMBIA	70,841	110,190	55.55	114,565	208,788	82.24
BOLIVIA	28817	15,217	-47.19	40,084	30,521	-23.86
URUGUAY	14871	14,498	-2.51	28,740	20,960	-27.07
PARAGUAY	4,650	2,268	-51.23	5,028	1,691	-66.37
ECUADOR	17,023	13,431	-21.10	51,521	22,680	-55.98
PERU	38,172	15,763	-58.71	78,189	17,373	-77.78
GUYANA	21,518	7,619	-64.59	27,416	6,526	-76.20
TRINIDAD AND TOBAGO	71178	117727	65.40	51,614	108,945	111.08
BAHAMAS	48,273	79,875	65.47	120,721	135,680	12.39
JAMAICA	89,174	84,070	-5.72	156,246	114,081	-26.99
PUERTO RICO	543,968	447,288	-17.77	1,349,853	1,019,024	-24.51
BELIZE	14,612	317	-97.83	24,686	1,533	-93.79
DOMINICAN REPUBLIC	332,263	378,353	13.87	496,343	673,049	35.60
EL SALVADOR	26,091	15,353	-41.16	19,437	41,818	115.15
COSTA RICA	126,762	102,917	-18.81	178,880	132,497	-25.93
HAITI	0	4,721	-	0	3,201	-
BARBADOS	71382	47,032	-34.11	109,832	95,260	-13.27
ANTIGUA AND BARBUDA	19,464	49,036	151.93	69,781	88,475	26.79
ANGUILLA	11416	3,050	-73.28	45,875	19,694	-57.07
ARUBA	76,599	92,310	20.51	186,530	163,424	-12.39
BERMUDA	11712	18,863	61.06	58,055	73,836	27.18
CAPE VERDE	53506	0	-100.00	38,050	0	-100.00
CAYMAN ISLANDS	171,087	28385	-83.41	106,435	40,912	-61.56
DOMINICA	38561	0	-100.00	67,203	0	-100.00
FALKLAND ISLANDS	3,924	8048	105.10	12,839	26,330	105.08
FRENCH GUIANA	75282	57061	-24.20	115,120	115,052	-0.06

TABEL 5. PERKEMBANGAN EKSPOR INDONESIA MENURUT KOMODITI DAN NEGARA TUJUAN

JENIS BARANG	BERAT BERSIH (KG)		PERUB	NILAI FOB (US \$)		PERUB
	JAN-JUN 2005	JAN-JUN 2006	%	JAN-JUN 2005	JAN-JUN 2006	%
	(1)	(2)	(3)	(4)	(5)	(6)
FRENCH POLYNESIA	604408	491382	-18.70	830,464	679,194	-18.22
MARTINIQUE	193,328	200,983	3.96	292,704	257,053	-12.18
NETHERLANDS ANTILLES	148223	177714	19.90	218,133	407,972	87.03
NORFOLK ISLANDS	0	14435	-	0	20,018	-
SAINT LUCIA	24166	31307	29.55	104,538	108,623	3.91
SAN MARINO	0	3744	-	0	16,576	-
TURKS AND CAICOS	26414	25196	-4.61	49,309	52,170	5.80
GUADELOUPE	270,073	306,306	13.42	376,880	427,569	13.45
SAINT KITTS AND NEVIS	6,864	2,375	-65.40	9,110	3,370	-63.01
UNITED KINGDOM	26563210	25126771	-5.41	56,749,938	44,425,222	-21.72
NETHERLANDS	22,936,844	22,359,462	-2.52	52,492,666	49,898,887	-4.94
FRANCE	21,796,930	19,070,805	-12.51	47,824,287	43,498,928	-9.04
GERMANY, FED. REP. OF	13,895,871	13,905,669	0.07	34,267,967	33,562,422	-2.06
AUSTRIA	435,963	351,060	-19.47	1,051,359	1,010,777	-3.86
BELGIUM	14,684,475	12,657,514	-13.80	39,396,324	34,987,139	-11.19
SWITZERLAND	298,662	473,325	58.48	1,145,817	1,457,230	27.18
LUXEMBOURG	13,760	14,780	7.41	18,325	88,544	383.19
DENMARK	5,397,653	4,418,963	-18.13	15,229,641	13,402,474	-12.00
NORWAY	619,648	671,783	8.41	1,795,505	1,695,730	-5.56
SWEDEN	3,710,476	3166545	-14.66	7,947,535	7,536,687	-5.17
FINLAND	901399	1047441	16.20	1,635,469	2,220,482	35.77
IRELAND	2,078,681	2,552,349	22.79	4,449,083	5,483,901	23.26
ITALY	11,818,226	12054747	2.00	23,446,169	25,211,654	7.53
SPAIN	17,465,741	15,152,382	-13.25	34,355,918	30,647,706	-10.79
PORTUGAL	817,975	787,583	-3.72	1,546,244	1,362,548	-11.88
ICELAND	49091	43044	-12.32	142,140	88,563	-37.69
GREECE	2,126,352	1889448	-11.14	4,952,864	4,092,546	-17.37
CZECHOSLOVAKIA	61195	29928	-51.09	51,918	40,227	-22.52
HUNGARY	256,114	350,040	36.67	439,432	424,465	-3.41
POLAND	479189	558873	16.63	922,508	961,995	4.28
ROMANIA	74,192	58738	-20.83	161,179	74,555	-53.74
BULGARIA	140525	63497	-54.81	40,554	74,202	82.97
YUGOSLAVIA	44263	41,688	-5.82	65,620	120,779	84.06
ALBANIA	0	1,128	-	0	230	-
ARMENIA	19100	20162	5.56	19,090	20,651	8.18
BELARUS	0	399	-	0	386	-
KAZAKHSTAN	2,700	0	-100.00	5,158	0	-100.00
UKRAINE	52369	254,595	386.16	109,022	507,397	365.41
LITHUANIA	8722	42114	382.85	31,711	82,411	159.88
LATVIA	58,723	94,395	60.75	135,846	230,942	70.00
ESTONIA	71,157	136,377	91.66	85,339	243,253	185.04
GEORGIA	19,040	14,467	-24.02	15,624	22,838	46.17
CROATIA	265,249	465,686	75.57	493,893	824,189	66.88
MALTA	146,953	84,852	-42.26	327,073	185,712	-43.22
SLOVAKIA	32,256	53,286	65.20	32,079	37,737	17.64
SLOVENIA	181851	245,367	34.93	440,576	456,015	3.50
CZECH REPUBLIC	219423	249243	13.59	439,836	479,747	9.07
RUSSIA FEDERATION	211,682	173,221	-18.17	335,480	413,164	23.16
-AN ORGANIK	741,621,458	811,156,684	9.38	178,558,646	247,254,419	38.47
JAPAN	73,815,134	141,098,801	91.15	17,701,710	46,323,212	161.69
HONG KONG	531,436	592,362	11.46	107,715	75,977	-29.46
KOREA, DEMOCRATIC	0	15,024,261	-	0	4,845,624	-
KOREA, REPUBLIC OF	105,355,841	126,299,754	19.88	24,511,446	34,241,552	39.70
TAIWAN	186,357,000	235,446,276	26.34	40,032,435	68,175,323	70.30
CHINA	38,312,049	32,640,423	-14.80	11,738,206	14,361,992	22.35
PAPUA NEW GUINEA	159600	113733	-28.74	25,465	21,614	-15.12
THAILAND	79,766,452	53,553,286	-32.86	18,190,360	18,126,901	-0.35
SINGAPORE	17958145	25,076,253	39.64	6,779,638	8,169,077	20.49
PHILIPPINES	46,639,749	23,871,674	-48.82	11,303,222	5,934,478	-47.50
MALAYSIA	40,341,592	42,659,486	5.75	11,371,935	14,846,856	30.56
MYANMAR (FORM. BURMA)	177,991	1,244,306	599.08	57,714	307,744	433.22
CAMBODIA	0	1,910	-	0	16,020	-
BRUNEI DARUSSALAM	550000	3046000	453.82	71,882	379,580	428.06
VIET NAM	25,543,379	27,654,061	8.26	7,660,385	10,264,830	34.00
MALDIVES	40,453	7583	-81.25	4,872	1,125	-76.91
INDIA	60,511,868	32494195	-46.30	13,863,741	7,086,838	-48.88
PAKISTAN	1298854	962394	-25.90	254,413	284,843	11.96
BANGLADESH	4091265	9933126	142.79	742,746	1,353,598	82.24

TABEL 5. PERKEMBANGAN EKSPOR INDONESIA MENURUT KOMODITI DAN NEGARA TUJUAN

JENIS BARANG	BERAT BERSIH (KG)		PERUB	NILAI FOB (US \$)		PERUB
	JAN-JUN 2005	JAN-JUN 2006	%	JAN-JUN 2005	JAN-JUN 2006	%
(1)	(2)	(3)	(4)	(5)	(6)	(7)
SRI LANKA	2,540,414	2,347,739	-7.58	713,620	819,672	14.86
SAUDI ARABIA	18828	572895	2,942.78	14,216	402,838	2,733.69
TURKEY	96096	59030	-38.57	59,937	59,434	-0.84
UNITED ARAB EMIRATES	7,465	12,065	61.62	18,789	21,505	14.46
SUDAN	42900	107,250	150.00	7,722	18,662	141.67
TANZANIA, UNITED	0	951202	-	0	82,725	-
MADAGASCAR	0	272,500	-	0	39,939	-
KENYA	12000	204,000	1,600.00	16,140	25,120	55.64
GUINEA	0	44,000	-	0	6,424	-
NIGERIA	126	19292	15,211.11	1,073	41,908	3,805.68
SOUTH AFRICA	934967	1578726	68.85	223,568	481,095	115.19
MAURITIUS	2,630,559	1,950,600	-25.85	315,891	201,820	-36.11
AUSTRALIA	25992157	21,717,138	-16.45	5,956,449	6,594,741	10.72
NEW ZEALAND	180516	598314	231.45	94,350	411,493	336.13
FIJI	5,627	246	-95.63	621	2,670	329.95
EAST TIMOR	23	224	873.91	19	18	-5.26
UNITED STATES	23950056	5268182	-78.00	5,382,857	1,564,724	-70.93
CANADA	0	22,000	-	0	11,000	-
GUATEMALA	0	20000	-	0	9,000	-
UNITED KINGDOM	146,010	288,081	97.30	41,447	120,451	190.61
NETHERLANDS	107024	44200	-58.70	63,005	16,574	-73.69
FRANCE	641319	356315	-44.44	187,448	124,711	-33.47
GERMANY, FED. REP. OF	316,150	322132	1.89	95,533	109,350	14.46
AUSTRIA	0	2969	-	0	5,392	-
BELGIUM	550000	592024	7.64	154,817	264,507	70.85
DENMARK	80003	80003	0.00	24,664	28,619	16.04
SWEDEN	37,821	25,405	-32.83	47,966	85,246	77.72
FINLAND	40,000	119,861	199.65	14,000	47,180	237.00
ITALY	918250	1022407	11.34	254,662	330,579	29.81
SPAIN	321004	272,000	-15.27	91,360	93,322	2.15
PORTUGAL	42000	66,000	57.14	11,235	21,516	91.51
GREECE	21000	0	-100.00	5,250	0	-100.00
HUNGARY	412	0	-100.00	1,980	0	-100.00
ROMANIA	0	500,000	-	0	395,000	-
RUSSIA FEDERATION	537923	0	-100.00	342,142	0	-100.00
-ORGANIK	1188799848	1042194588	-12.33	824,809,972	728,065,106	-11.73
JAPAN	158,510,977	129,449,743	-18.33	65,920,616	63,234,027	-4.08
HONG KONG	16358744	4808613	-70.61	18,742,264	12,046,406	-35.73
KOREA, REPUBLIC OF	54,026,313	89,407,781	65.49	34,309,081	41,646,089	21.39
TAIWAN	61013141	31,799,300	-47.88	25,216,671	17,945,729	-28.83
CHINA	427,039,717	278,143,004	-34.87	318,584,914	215,117,656	-32.48
PAPUA NEW GUINEA	360	0	-100.00	432	0	-100.00
THAILAND	76,742,382	66,446,126	-13.42	55,091,592	34,844,951	-36.75
SINGAPORE	18199986	19450154	6.87	14,365,373	19,883,039	38.41
PHILIPPINES	21025673	16015470	-23.83	11,639,818	8,725,282	-25.04
MALAYSIA	149191728	160456835	7.55	80,327,283	68,530,800	-14.69
MYANMAR (FORM. BURMA)	810260	688962	-14.97	738,335	362,346	-50.92
CAMBODIA	1989276	819047	-58.83	1,826,774	977,725	-46.48
BRUNEI DARUSSALAM	20465	18175	-11.19	22,033	20,887	-5.20
NEPAL	66,456	203761	206.61	60,540	206,613	241.28
VIET NAM	23083860	21018003	-8.95	16,415,842	15,227,283	-7.24
MALDIVES	0	2841	-	0	4,761	-
INDIA	31429188	44085375	40.27	20,789,121	32,300,030	55.37
PAKISTAN	9876141	4063611	-58.85	11,520,040	4,973,369	-56.83
BANGLADESH	944,011	2,277,450	141.25	922,759	1,588,990	72.20
SRI LANKA	276,306	241,571	-12.57	287,845	360,293	25.17
AFGHANISTAN	0	50,746	-	0	191,877	-
IRAN (ISLAMIC REPUBLIC)	946,000	1,218,499	28.81	990,115	1,262,491	27.51
SAUDI ARABIA	721,117	954,605	32.38	1,305,554	1,397,106	7.01
KUWAIT	70,123	16,797	-76.05	122,037	87,758	-28.09
JORDAN	382488	811129	112.07	432,915	629,206	45.34
LEBANON	0	35,000	-	0	46,984	-
YEMEN	0	89,949	-	0	122,583	-
OMAN	0	1,852	-	0	21,700	-
SYRIA ARAB REPUBLIC	107,829	82,000	-23.95	196,484	118,381	-39.75
TURKEY	1,053,156	1,208,680	14.77	1,107,259	1,281,116	15.70
UNITED ARAB EMIRATES	571597	1,275,370	123.12	640,841	1,304,090	103.50
QATAR	956	1,330	39.12	8,550	5,507	-35.59

TABEL 5. PERKEMBANGAN EKSPOR INDONESIA MENURUT KOMODITI DAN NEGARA TUJUAN

JENIS BARANG	BERAT BERSIH (KG)		PERUB	NILAI FOB (US \$)		PERUB
	JAN-JUN 2005	JAN-JUN 2006	%	JAN-JUN 2005	JAN-JUN 2006	%
	(1)	(2)	(3)	(4)	(5)	(6)
EGYPT	1549701	1467271	-5.32	1,328,064	1,399,465	5.38
MOROCCO	260,180	326,400	25.45	554,229	271,262	-51.06
TUNISIA	0	20,000	-	0	12,900	-
ALGERIA	0	77,850	-	0	105,085	-
SUDAN	41,600	1,917	-95.39	21,472	19,800	-7.79
ERITREA	1,037	0	-100.00	2,750	0	-100.00
ETHIOPIA	17000	3,230	-81.00	31,450	52,173	65.89
TANZANIA, UNITED	159553	20,000	-87.46	78,249	12,358	-84.21
MADAGASCAR	134,129	104,792	-21.87	122,824	129,497	5.43
KENYA	166,212	104780	-36.96	217,697	111,250	-48.90
MOZAMBIQUE	80,000	100000	25.00	64,400	62,000	-3.73
TOGO	174,361	0	-100.00	177,734	0	-100.00
GHANA	806775	276455	-65.73	686,854	256,483	-62.66
GUINEA	32640	0	-100.00	40,725	0	-100.00
CAMEROON	0	21600	-	0	7,236	-
NIGERIA	6,030,613	5624469	-6.73	3,194,357	3,540,700	10.84
SIERRA LEONE	88530	229156	158.85	84,988	248,137	191.97
GABON	16875	0	-100.00	18,750	0	-100.00
COTE D'IVOIRE	212,800	324000	52.26	101,618	121,317	19.39
SENEGAL	21600	170	-99.21	7,070	3,465	-50.99
MALI	19976	0	-100.00	21,773	0	-100.00
GAMBIA	14940	0	-100.00	26,892	0	-100.00
SEYCHELLES	30	0	-100.00	350	0	-100.00
DJIBOUTI	40000	20000	-50.00	30,000	13,200	-56.00
SAINT HELENA	0	63,000	-	0	52,486	-
SOUTH AFRICA	1084924	1,775,864	63.69	1,466,866	1,761,931	20.12
MALAWI	60000	200000	233.33	45,844	125,800	174.41
MAURITIUS	89,429	87,550	-2.10	76,789	94,643	23.25
AUSTRALIA	15421233	13,479,574	-12.59	13,347,865	13,190,981	-1.18
NEW ZEALAND	1923980	1502041	-21.93	2,015,030	1,407,592	-30.15
AMERICAN SAMOA	36110	0	-100.00	47,271	0	-100.00
FIJI	16576	20,387	22.99	18,803	23,017	22.41
SAMOA	1272	0	-100.00	1,750	0	-100.00
SOLOMON ISLANDS	0	310	-	0	5,502	-
TOKELAU	0	100000	-	0	102,100	-
EAST TIMOR	26240	159268	506.97	59,214	183,561	210.00
UNITED STATES	19,090,176	30,237,060	58.39	18,618,211	29,656,609	59.29
CANADA	1,158,199	1,986,805	71.54	1,125,794	1,666,322	48.01
MEXICO	171,996	814,230	373.40	329,295	983,384	198.63
GUATEMALA	0	59940	-	0	20,720	-
PANAMA	17000	0	-100.00	22,210	0	-100.00
CHILE	860845	377826	-56.11	1,024,061	318,485	-68.90
VENEZUELA	141,412	247,999	75.37	197,392	315,850	60.01
ARGENTINA	359157	1238752	244.91	412,927	1,137,948	175.58
BRAZIL	1353669	4769335	252.33	1,865,870	3,856,546	106.69
COLOMBIA	457998	706098	54.17	572,811	823,349	43.74
URUGUAY	1200	18400	1,433.33	307,800	381,635	23.99
PARAGUAY	0	12000	-	0	24,600	-
ECUADOR	16629	69200	316.14	12,000	88,280	635.67
PERU	308000	236100	-23.34	347,904	448,784	29.00
TRINIDAD AND TOBAGO	21000	262	-98.75	18,270	2,328	-87.26
JAMAICA	34800	10917	-68.63	31,748	10,641	-66.48
PUERTO RICO	1400	8000	471.43	63,700	557,769	775.62
DOMINICAN REPUBLIC	17000	95198	459.99	18,279	88,887	386.28
EL SALVADOR	0	19500	-	0	5,265	-
COSTA RICA	33,519	21,600	-35.56	31,718	7,560	-76.16
HAITI	58,532	0	-100.00	59,400	0	-100.00
DOMINICA	0	108,000	-	0	39,280	-
UNITED KINGDOM	4,152,367	7,460,583	79.67	4,528,562	6,968,552	53.88
NETHERLANDS	23204391	16385704	-29.39	22,725,454	18,685,009	-17.78
FRANCE	1,050,545	1,666,803	58.66	1,951,763	2,508,537	28.53
GERMANY, FED. REP. OF	5,175,320	11684021	125.76	8,776,306	15,264,898	73.93
AUSTRIA	75,400	3,550	-95.29	263,538	250,942	-4.78
BELGIUM	27,250,723	30,791,739	12.99	32,030,210	42,780,460	33.56
SWITZERLAND	375,810	103,656	-72.42	627,950	191,403	-69.52
DENMARK	581,000	51,000	-91.22	607,904	29,436	-95.16
NORWAY	835190	289,610	-65.32	602,820	197,369	-67.26
SWEDEN	672,000	723,999	7.74	854,282	964,636	12.92

TABEL 5. PERKEMBANGAN EKSPOR INDONESIA MENURUT KOMODITI DAN NEGARA TUJUAN

JENIS BARANG	BERAT BERSIH (KG)		PERUB	NILAI FOB (US \$)		PERUB
	JAN-JUN 2005	JAN-JUN 2006	%	JAN-JUN 2005	JAN-JUN 2006	%
	(1)	(2)	(3)	(4)	(5)	(6)
FINLAND	1,080,201	1,304,278	20.74	1,499,608	1,850,684	23.41
IRELAND	93,826	173,454	84.87	994,643	369,656	-62.84
ITALY	1,657,394	13,903,276	738.86	2,909,128	12,702,242	336.63
SPAIN	3,853,488	8,539,671	121.61	5,087,583	9,590,856	88.51
PORTUGAL	367,264	411,815	-88.79	2,640,894	409,799	-84.48
GREECE	589,000	232,800	-60.48	434,222	393,448	-9.39
CZECHOSLOVAKIA	87,362	212,487	143.23	118,283	305,071	157.92
HUNGARY	155,386	102,460	-34.06	297,154	213,229	-28.24
POLAND	160,600	78,000	-95.14	1,747,635	126,613	-92.76
ROMANIA	85,000	105,250	23.82	110,424	140,966	27.66
BULGARIA	84,000	293,819	249.78	82,570	260,808	215.86
TURKMENISTAN	1,099	0	-100.00	1,835	0	-100.00
UKRAINE	88,000	194,650	121.19	123,956	262,896	112.09
LITHUANIA	136,000	86,500	-36.40	164,979	111,931	-32.15
LATVIA	68,000	52,500	-22.79	84,093	65,269	-22.38
ESTONIA	0	14,399	-	0	11,072	-
CROATIA	0	350	-	0	920	-
SLOVENIA	0	563,497	-	0	686,535	-
CZECH REPUBLIC	1,296,000	347,000	-73.23	1,442,263	424,691	-70.55
RUSSIA FEDERATION	3,784,599	4,128,632	9.09	3,565,757	4,083,920	14.53
-LAINNYA	204,726,820	165,640,803	-19.09	75,773,959	75,420,576	-0.47
JAPAN	9,006,778	9,449,781	4.92	4,898,282	5,743,151	17.25
HONG KONG	0	300	-	0	200	-
KOREA, REPUBLIC OF	60,345,084	60,929,919	0.97	33,385,101	35,375,754	5.96
TAIWAN	22,012	2,263,209	10,181.71	21,933	1,744,784	7,855.06
CHINA	149,700	18,602,675	12,326.64	131,102	6,354,555	4,747.03
THAILAND	244,213	8,712,106	3,467.42	234,933	4,991,191	2,024.52
SINGAPORE	122,801,212	64,802,402	-47.23	32,536,912	20,280,678	-37.67
PHILIPPINES	1,089,387	171,976	-84.21	558,516	175,618	-68.56
MALAYSIA	10,969,225	573,077	-94.78	3,665,369	603,407	-83.54
MYANMAR (FORM. BURMA)	17,142	86,485	404.52	14,104	74,150	425.74
VIET NAM	611	9,707	1,488.71	1,571	23,112	1,371.16
MALDIVES	31,585	3,166	-89.98	179,152	6,847	-96.18
INDIA	25	4,315	17,160.00	25	3,661	14,544.00
PAKISTAN	8,040	0	-100.00	5,018	0	-100.00
BANGLADESH	9,900	14,115	42.58	6,440	6,509	1.07
SRI LANKA	84	7,213	8,486.90	351	14,772	4,108.55
UNITED ARAB EMIRATES	0	1,328	-	0	4,790	-
EGYPT	7,383	0	-100.00	11,600	0	-100.00
MADAGASCAR	0	262	-	0	100	-
TOGO	21,844	0	-100.00	112,853	0	-100.00
COMOROS	103	0	-100.00	800	0	-100.00
AUSTRALIA	766	234	-69.45	1,782	1,884	5.72
UNITED STATES	1,221	8,344	583.37	28	14,182	50,550.00
NICARAGUA	165	0	-100.00	5,554	0	-100.00
NETHERLANDS	229	117	-48.91	969	588	-39.32
FRANCE	0	31	-	0	51	-
GERMANY, FED. REP. OF	8	38	375.00	132	525	297.73
BELGIUM	50	0	-100.00	394	0	-100.00
PORTUGAL	0	3	-	0	67	-
MALTA	53	0	-100.00	1,038	0	-100.00
PUPUK	291,645,651	73,677,424	-74.74	70,997,404	15,806,892	-77.74
JAPAN	23,182,243	19,715,215	-14.96	3,576,698	2,599,709	-27.32
HONG KONG	578	0	-100.00	925	0	-100.00
KOREA, REPUBLIC OF	34,194,000	425,800	-98.75	7,692,441	55,284	-99.28
TAIWAN	5,425,193	194,279	-96.42	1,411,661	43,681	-96.91
CHINA	241,277	37,856	-84.31	79,914	32,829	-58.92
THAILAND	105,824,510	708,784	-93.30	27,166,821	1,638,868	-93.97
SINGAPORE	878,089	1,306,236	48.76	1,210,194	248,811	-79.44
PHILIPPINES	475,558,19	5,899,810	-87.59	11,405,943	1,338,816	-88.26
MALAYSIA	15,640,591	932,750	-40.36	4,085,312	2,194,495	-46.28
VIET NAM	29,566,111	27,363,647	-7.45	7,286,917	6,788,321	-6.84
INDIA	25,000	1,000	-96.00	2,755	3,000	8.89
PAKISTAN	20,700,000	0	-100.00	5,257,800	0	-100.00
BANGLADESH	100	0	-100.00	650	0	-100.00
KENYA	79,000	273,569	246.29	19,075	67,320	252.92
MAURITIUS	20,000	0	-100.00	5,100	0	-100.00
AUSTRALIA	7,792,243	1,416,600	-81.82	1,691,356	252,291	-85.08

TABEL 5. PERKEMBANGAN EKSPOR INDONESIA MENURUT KOMODITI DAN NEGARA TUJUAN

JENIS BARANG	BERAT BERSIH (KG)		PERUB	NILAI FOB (US \$)		PERUB
	JAN-JUN 2005	JAN-JUN 2006	%	JAN-JUN 2005	JAN-JUN 2006	%
	(1)	(2)	(3)	(4)	(5)	(6)
NEW ZEALAND	15,300	44,000	187.58	8,415	5,060	-39.87
MICRONESIA, FEDERATED	0	6	-	0	14	-
FIJI	99,999	0	-100.00	31,840	0	-100.00
EAST TIMOR	49	0	-100.00	52	0	-100.00
UNITED STATES	142,550	157,349	10.38	35,402	33,016	-6.74
NETHERLANDS	0	949	-	0	2,450	-
FRANCE	22,000	0	-100.00	1,540	0	-100.00
GERMANY, FED. REP. OF	0	950	-	0	2,655	-
AUSTRIA	0	72,000	-	0	9,360	-
BELGIUM	0	45500	-	0	290,600	-
SWITZERLAND	0	52	-	0	1,930	-
IRELAND	220,000	220,000	0.00	25,300	25,300	0.00
ITALY	20,000	11,795	-41.03	1,200	67,482	5,523.50
SPAIN	0	75,460	-	0	105,600	-
PORTUGAL	999	0	-100.00	93	0	-100.00
PRODUK PHARMASI	4,473,106	4,283,789	-4.23	56,395,700	53,068,463	-5.90
JAPAN	80,859	75,830	-6.22	4,723,057	4,745,180	0.47
HONG KONG	58,517	49,765	-14.96	1,481,423	1,123,923	-24.13
KOREA, REPUBLIC OF	53,812	30,035	-44.19	10,845,678	12,272,576	13.16
TAIWAN	100982	174224	72.53	231,628	239,835	3.54
CHINA	138,626	14,365	-89.64	98,712	149,633	51.59
MONGOLIA	2,997	23,806	694.33	42,194	204,549	384.78
MACAU	256	24	-90.63	6,455	5,500	-14.79
PAPUA NEW GUINEA	12,609	7,896	-37.38	37,220	137,374	269.09
THAILAND	203976	201738	-1.10	7,645,481	9,179,996	20.07
SINGAPORE	365,551	216,202	-40.86	2,576,496	2,827,586	9.75
PHILIPPINES	223508	255480	14.30	2,961,833	3,550,171	19.86
MALAYSIA	581891	473625	-18.61	3,476,107	1,647,039	-52.62
MYANMAR (FORM. BURMA)	233,927	140,668	-39.87	961,234	1,154,210	20.08
CAMBODIA	30994	37551	21.16	734,318	821,862	11.92
BRUNEI DARUSSALAM	6,846	10619	55.11	56,597	52,396	-7.42
LAO PEOPLE'S	0	1	-	0	10	-
VIET NAM	94,772	295,555	211.86	2,531,026	3,033,753	19.86
INDIA	693	3043	339.11	2,310,579	1,627,404	-29.57
PAKISTAN	88604	76,920	-13.19	909,716	545,580	-40.03
BANGLADESH	63894	26,512	-58.51	68,973	339,735	392.56
SRI LANKA	764,037	1555761	103.62	1,550,770	2,403,468	54.99
AFGHANISTAN	0	8762	-	0	49,868	-
IRAN (ISLAMIC REPUBLIC)	0	9	-	0	40	-
SAUDI ARABIA	70,039	32,767	-53.22	68,193	102,825	50.79
KUWAIT	0	81	-	0	2,260	-
JORDAN	3,770	0	-100.00	23,678	0	-100.00
LEBANON	12,051	14	-99.88	14,207	752	-94.71
YEMEN	950	16,736	1,661.68	41,650	19,893	-52.24
OMAN	0	310	-	0	1,193	-
UNITED ARAB EMIRATES	3,819	5,030	31.71	83,837	91,670	9.34
BAHRAIN	898	340	-62.14	14,692	5,062	-65.55
TUNISIA	11	0	-100.00	35	0	-100.00
ALGERIA	1,570	1622	3.31	366,000	366,050	0.01
SUDAN	0	6,962	-	0	82,253	-
LESOTHO	0	174	-	0	9,319	-
ETHIOPIA	0	1,877	-	0	100,702	-
TANZANIA, UNITED	0	2427	-	0	122,804	-
KENYA	3,662	2,700	-26.27	51,716	396	-99.23
MOZAMBIQUE	3	0	-100.00	20	0	-100.00
EQUATORIAL GUINEA	0	319	-	0	934	-
TOGO	12543	18,220	45.26	139,650	207,552	48.62
GUINEA	0	8,077	-	0	733,106	-
CAMEROON	0	342	-	0	22,239	-
NIGERIA	1,063,821	278,362	-73.83	10,576,596	2,552,106	-75.87
GABON	0	6,119	-	0	69,978	-
COTE D'IVOIRE	6,373	6528	2.43	70,298	73,555	4.63
BENIN	0	244	-	0	1,260	-
SOUTH AFRICA	4,343	15,583	258.81	30,967	926,851	2,893.03
MAURITIUS	31	0	-100.00	5,100	0	-100.00
AUSTRALIA	6,954	10,946	57.41	147,428	201,211	36.48
NEW ZEALAND	0	68	-	0	86	-
GUAM	0	4	-	0	2,018	-

TABEL 5. PERKEMBANGAN EKSPOR INDONESIA MENURUT KOMODITI DAN NEGARA TUJUAN

JENIS BARANG	BERAT BERSIH (KG)		PERUB	NILAI FOB (US \$)		PERUB
	JAN-JUN 2005	JAN-JUN 2006	%	JAN-JUN 2005	JAN-JUN 2006	%
(1)	(2)	(3)	(4)	(5)	(6)	(7)
COOK ISLANDS	1,713	0	-100.00	1,427	0	-100.00
SAMOA	0	86	-	0	518	-
SOLOMON ISLANDS	87	0	-100.00	142	0	-100.00
TONGA	236	0	-100.00	296	0	-100.00
EAST TIMOR	3090	16,303	427.61	5,681	75,682	1,232.20
UNITED STATES	127064	121852	-4.10	173,788	80,573	-53.64
CANADA	0	2	-	0	20	-
MEXICO	687	1,284	86.90	297,665	225,069	-24.39
GUATEMALA	0	1987	-	0	25,641	-
PANAMA	0	3975	-	0	127,319	-
SURINAME	315	0	-100.00	32,139	0	-100.00
VENEZUELA	0	1,170	-	0	91,552	-
ECUADOR	448	8689	1,839.51	33,067	136,911	314.04
PERU	74	118	59.46	5,448	9,080	66.67
EL SALVADOR	0	990	-	0	58,044	-
NETHERLANDS ANTILLES	2,123	1,480	-30.29	57,775	30,691	-46.88
UNITED KINGDOM	420	3	-99.29	5,439	152	-97.21
NETHERLANDS	3,925	22,369	469.91	112,941	111,185	-1.55
FRANCE	13034	1,165	-91.06	153,013	65,882	-56.94
GERMANY, FED. REP. OF	14,909	3,278	-78.01	486,733	121,293	-75.08
AUSTRIA	0	1,255	-	0	39,200	-
BELGIUM	2,419	2,015	-16.70	21,732	15,244	-29.85
SWITZERLAND	13	18	38.46	2	155	7,650.00
NORWAY	667	369	-44.68	25,826	23,174	-10.27
SWEDEN	227	10	-95.59	6,098	249	-95.92
FINLAND	7	15	114.29	16	30	87.50
ITALY	970	754	-22.27	220	653	196.82
SPAIN	200	0	-100.00	10	0	-100.00
GREECE	500	0	-100.00	57,826	0	-100.00
POLAND	1089	0	-100.00	28,488	0	-100.00
UZBEKISTAN	0	186	-	0	12,157	-
LATVIA	700	0	-100.00	6,364	0	-100.00
CROATIA	0	13	-	0	26	-
RUSSIA FEDERATION	0	160	-	0	10,200	-
KULIT DAN BARANG DARI	8,245,886	8212699	-0.40	60,252,322	87,111,705	44.58
JAPAN	82,071	111,495	35.85	1,550,122	1,933,517	24.73
HONG KONG	1088284	781380	-28.20	10,349,766	12,709,743	22.80
KOREA, REPUBLIC OF	82742	378,197	357.08	1,330,394	1,746,278	31.26
TAIWAN	35,816	157,904	340.88	535,031	1,560,286	191.63
CHINA	851394	811,755	-4.66	3,912,443	10,086,348	157.80
MACAU	0	832	-	0	34,498	-
PAPUA NEW GUINEA	509	8,893	1,647.15	2,211	24,551	1,010.40
THAILAND	986324	317761	-67.78	5,606,600	4,177,708	-25.49
SINGAPORE	237,421	524,956	121.11	5,581,309	9,106,209	63.16
PHILIPPINES	10,491	25,154	139.77	146,829	116,009	-20.99
MALAYSIA	170,858	722279	322.74	1,360,409	10,654,410	683.18
CAMBODIA	0	10293	-	0	240,156	-
BRUNEI DARUSSALAM	378	500	32.28	620	44,500	7,077.42
VIET NAM	189,446	259,598	37.03	3,494,227	3,537,146	1.23
MALDIVES	219	471	115.07	254	2,592	920.47
INDIA	467,864	670,104	43.23	3,263,625	5,946,809	82.21
PAKISTAN	13,039	25,708	97.16	35,913	31,012	-13.65
BANGLADESH	41,142	52,290	27.10	155,980	495,062	217.39
SRI LANKA	3,602	2,410	-33.09	184,113	86,894	-52.80
IRAN (ISLAMIC REPUBLIC	0	895	-	0	748	-
SAUDI ARABIA	4,502	237	-94.74	3,900	46,851	1,101.31
KUWAIT	0	2400	-	0	6,564	-
LEBANON	277	12,076	4,259.57	5,115	51,842	913.53
TURKEY	72,507	51,193	-29.40	57,046	39,076	-31.50
UNITED ARAB EMIRATES	3,068	577	-81.19	9,954	5,710	-42.64
CYPRUS	1,133	0	-100.00	3,872	0	-100.00
EGYPT	5,662	326	-94.24	20,533	275	-98.66
LIBYAN ARAB JAMAHIRIYA	144	0	-100.00	574	0	-100.00
TUNISIA	116	0	-100.00	156	0	-100.00
NAMIBIA	132	169	28.03	316	560	77.22
ETHIOPIA	1,050	0	-100.00	53,125	0	-100.00
TANZANIA, UNITED	0	26	-	0	68	-
MADAGASCAR	2	0	-100.00	8	0	-100.00

TABEL 5. PERKEMBANGAN EKSPOR INDONESIA MENURUT KOMODITI DAN NEGARA TUJUAN

JENIS BARANG	BERAT BERSIH (KG)		PERUB	NILAI FOB (US \$)		PERUB
	JAN-JUN 2005	JAN-JUN 2006	%	JAN-JUN 2005	JAN-JUN 2006	%
	(1)	(2)	(3)	(4)	(5)	(6)
KENYA	1	0	-100.00	7	0	-100.00
REUNION	7,240	684	-90.55	9,950	2,377	-76.11
GABON	0	789	-	0	900	-
COTE D'IVOIRE	22	0	-100.00	12	0	-100.00
U.S. VIRGIN ISLANDS	51	0	-100.00	245	0	-100.00
SEYCHELLES	15	67	346.67	917	132	-85.61
UGANDA	0	20	-	0	418	-
SOUTH AFRICA	4,837	1,437	-70.29	17,851	7,018	-60.69
MAURITIUS	259	1,342	418.15	1,746	864	-50.52
VIRGIN ISLANDS (BRITISH)	0	627	-	0	8,000	-
AUSTRALIA	360,987	17,687	-95.10	391,712	255,880	-34.68
NEW ZEALAND	986	2,037	106.59	9,430	22,880	142.63
MICRONESIA, FEDERATED	0	115	-	0	259	-
GUAM	313	8	-97.44	4,338	26	-99.40
NEW CALEDONIA	774	4,893	532.17	5,521	22,243	302.88
VANUATU	12	0	-100.00	280	0	-100.00
FIJI	466	442	-5.15	3,180	1,758	-44.72
TONGA	1,183	0	-100.00	627	0	-100.00
EAST TIMOR	7	422	5,928.57	20	242	1,110.00
UNITED STATES	84,683	236,723	179.54	1,936,481	7,414,705	282.90
CANADA	56,469	8,744	-84.52	25,676	187,300	629.47
MEXICO	1,337	2,583	93.19	29,969	80,796	169.60
HONDURAS	133	0	-100.00	183	0	-100.00
CHILE	0	666	-	0	2,383	-
VENEZUELA	9	38	322.22	37	771	1,983.78
BRAZIL	176,801	67,642	-61.74	900,831	393,314	-56.34
URUGUAY	0	210	-	0	716	-
PERU	5,905	0	-100.00	2,736	0	-100.00
BAHAMAS	0	258	-	0	186	-
JAMAICA	88	457	419.32	588	10,956	1,763.27
PUERTO RICO	15	387	2,480.00	244	6,242	2,458.20
DOMINICAN REPUBLIC	304	91	-70.07	454	360	-20.70
COSTA RICA	11,148	38	-99.66	18,599	375	-97.98
BARBADOS	0	35	-	0	5,635	-
BERMUDA	0	226	-	0	1,579	-
FRENCH GUIANA	0	48	-	0	455	-
FRENCH POLYNESIA	1,212	555	-54.21	1,021	3,655	257.98
MARTINIQUE	44	96	118.18	123	251	104.07
NETHERLANDS ANTILLES	966	285	-70.50	4,612	3,985	-13.59
GUADELOUPE	482	0	-100.00	528	0	-100.00
UNITED KINGDOM	91,667	62,494	-31.82	2,140,464	966,843	-54.83
NETHERLANDS	611,970	211,947	-65.37	2,495,265	1,373,348	-44.96
FRANCE	27,849	54,507	95.72	222,212	807,068	263.20
GERMANY, FED. REP. OF	118,463	106,902	-9.76	2,791,896	1,974,214	-29.29
AUSTRIA	84	103	22.62	149	1,539	932.89
BELGIUM	102,437	4,553	-95.56	125,380	34,635	-72.38
SWITZERLAND	2,181	752	-65.52	37,738	22,872	-39.39
DENMARK	1,696	1,253	-26.12	70,107	12,152	-82.67
NORWAY	716,307	1,650,913	130.48	1,651,327	3,435,052	108.02
SWEDEN	51,643	86,993	68.45	258,198	297,077	15.06
FINLAND	6,866	6,546	-4.66	29,436	12,803	-56.51
IRELAND	875	1,759	101.03	1,871	5,757	207.70
ITALY	462,723	312,579	-32.45	4,139,792	3,802,903	-8.14
SPAIN	873,974	416,705	-52.32	4,506,061	3,150,660	-30.08
PORTUGAL	91,827	1,422	-98.45	509,065	28,048	-94.49
ICELAND	5,304	9,330	75.90	20,511	27,634	34.73
GREECE	2,869	2,381	-17.01	34,044	14,112	-58.55
HUNGARY	3,675	340	-90.75	1,964	2,476	26.07
POLAND	134	245	82.84	387	3,565	821.19
BULGARIA	935	452	-51.66	3,321	10,566	218.16
YUGOSLAVIA	0	15	-	0	285	-
CROATIA	591	852	44.16	3,621	3,878	7.10
MALTA	646	112	-82.66	7,924	1,491	-81.18
SLOVAKIA	3,783	13	-99.66	159,439	644	-99.60
SLOVENIA	297	0	-100.00	2,009	0	-100.00
CZECH REPUBLIC	9	0	-100.00	42	0	-100.00
RUSSIA FEDERATION	139	0	-100.00	7,736	0	-100.00
KACA DAN BARANG DARI	411,145,551	394847790	-3.96	192,380,482	200,607,018	4.28

TABEL 5. PERKEMBANGAN EKSPOR INDONESIA MENURUT KOMODITI DAN NEGARA TUJUAN

JENIS BARANG	BERAT BERSIH (KG)		PERUB	NILAI FOB (US \$)		PERUB
	JAN-JUN 2005	JAN-JUN 2006	%	JAN-JUN 2005	JAN-JUN 2006	%
	(1)	(2)	(3)	(4)	(5)	(6)
JAPAN	34,526,478	44,703,678	29.48	23,522,450	30,672,923	30.40
HONG KONG	1,988,560	1,908,852	-4.01	1,002,994	761,603	-24.07
KOREA, DEMOCRATIC	2084	0	-100.00	17,049	0	-100.00
KOREA, REPUBLIC OF	11,672,769	14,760,305	26.45	5,620,748	5,371,393	-4.44
TAIWAN	7223462	8116771	12.37	2,776,111	2,871,671	3.44
CHINA	17,028,208	15,604,178	-8.36	10,937,289	9,777,705	-10.60
PAPUA NEW GUINEA	2,284,656	568,207	-75.13	747,283	339,180	-54.61
THAILAND	40681337	23615491	-41.95	13,585,001	8,372,711	-38.37
SINGAPORE	16,113,001	19,367,324	20.20	12,904,913	20,183,891	56.40
PHILIPPINES	16593895	11310546	-31.84	6,299,833	4,532,102	-28.06
MALAYSIA	32,245,073	36004931	11.66	11,973,437	16,657,714	39.12
MYANMAR (FORM. BURMA)	3079068	4,088,324	32.78	702,211	845,718	20.44
CAMBODIA	630,538	472,212	-25.11	184,049	173,417	-5.78
BRUNEI DARUSSALAM	641,561	647,947	1.00	200,237	221,962	10.85
NEPAL	9,684	21,350	120.47	5,184	13,186	154.36
VIET NAM	4,326,433	5813976	34.38	2,000,445	3,468,103	73.37
MALDIVES	782,970	510,413	-34.81	237,211	162,435	-31.52
INDIA	16,941,876	28,321,484	67.17	7,288,741	11,087,842	52.12
PAKISTAN	6,377,175	4,860,443	-23.78	4,010,606	3,062,593	-23.64
BANGLADESH	11,962,067	2,924,387	-75.55	2,715,270	1,005,221	-62.98
SRI LANKA	2,538,841	2,414,319	-4.90	904,433	929,935	2.82
AFGHANISTAN	696,757	355,485	-48.98	355,393	269,589	-24.14
IRAQ	0	57,488	-	0	47,353	-
IRAN (ISLAMIC REPUBLIC	2,036,676	1,586,818	-22.09	1,263,681	1,280,390	1.32
SAUDI ARABIA	4636926	2,582,063	-44.32	2,064,612	1,291,481	-37.45
KUWAIT	869,588	731,528	-15.88	314,981	347,184	10.22
JORDAN	1,648,849	903,412	-45.21	896,630	444,506	-50.42
LEBANON	3,922,190	229,133	-94.16	991,544	104,359	-89.48
YEMEN	897331	1,217,463	35.68	299,783	451,304	50.54
OMAN	147712	47,886	-67.58	58,911	26,585	-54.87
SYRIA ARAB REPUBLIC	2,037,672	1,548,546	-24.00	1,830,097	1,513,475	-17.30
TURKEY	7,540,797	17,187,504	127.93	3,338,851	5,512,325	65.10
UNITED ARAB EMIRATES	7,223,378	4,512,875	-37.52	3,599,912	2,446,238	-32.05
QATAR	102,290	305,180	198.35	51,936	151,236	191.20
BAHRAIN	123,163	72,443	-41.18	50,144	24,505	-51.13
CYPRUS	235925	153653	-34.87	109,924	218,313	98.60
EGYPT	5,590,833	9,282,070	66.02	1,785,851	3,688,311	106.53
LIBYAN ARAB JAMAHIRIYA	171,236	107,585	-37.17	105,483	64,245	-39.09
MOROCCO	871,119	993,705	14.07	500,092	413,855	-17.24
TUNISIA	609,949	29,620	-95.14	189,460	14,628	-92.28
ALGERIA	1,100,153	1,215,560	10.49	560,724	503,978	-10.12
SUDAN	2,997,154	3,688,564	23.07	938,372	1,242,560	32.42
ERITREA	16,080	0	-100.00	8,308	0	-100.00
NAMIBIA	392	435	10.97	696	941	35.20
ETHIOPIA	97	255,621	263,426.80	85	42,027	49,343.53
TANZANIA, UNITED	156,212	880	-99.44	29,172	2,643	-90.94
MADAGASCAR	492,046	215,319	-56.24	149,705	110,095	-26.46
KENYA	3,171,322	2,649,450	-16.46	706,289	597,691	-15.38
REUNION	104,150	128,604	23.48	54,931	62,895	14.50
MOZAMBIQUE	1,113,374	723,165	-35.05	243,656	163,479	-32.91
EQUATORIAL GUINEA	0	51,371	-	0	15,079	-
TOGO	209,397	68845	-67.12	67,722	31,159	-53.99
GHANA	1,109,074	528059	-52.39	350,817	178,818	-49.03
LIBERIA	19440	58200	199.38	4,779	13,696	186.59
GUINEA	61,950	20,414	-67.05	23,864	32,053	34.32
ANGOLA	1,388,174	1337391	-3.66	317,475	353,013	11.19
CONGO	59502	58634	-1.46	8,017	19,376	141.69
CAMEROON	766,617	382836	-50.06	159,611	124,916	-21.74
NIGERIA	1,612,219	786,398	-51.22	396,678	215,379	-45.70
GABON	118	92	-22.03	109	345	216.51
COTE D'IVOIRE	402,068	288,792	-28.17	120,171	87,467	-27.21
SENEGAL	348,447	173,870	-50.10	117,003	102,894	-12.06
BENIN	204,805	177,771	-13.20	57,553	53,661	-6.76
GAMBIA	35890	722	-97.99	20,165	1,023	-94.93
U.S. VIRGIN ISLANDS	546	0	-100.00	874	0	-100.00
SEYCHELLES	7,830	1,552	-80.18	20,965	4,699	-77.59
UGANDA	65,475	39,777	-39.25	14,670	18,818	28.28
DJIBOUTI	192,978	210,518	9.09	61,370	94,260	53.59

TABEL 5. PERKEMBANGAN EKSPOR INDONESIA MENURUT KOMODITI DAN NEGARA TUJUAN

JENIS BARANG	BERAT BERSIH (KG)		PERUB	NILAI FOB (US \$)		PERUB
	JAN-JUN 2005	JAN-JUN 2006	%	JAN-JUN 2005	JAN-JUN 2006	%
	(1)	(2)	(3)	(4)	(5)	(6)
SOUTH AFRICA	15,390,275	10,758,403	-30.10	5,769,493	4,800,063	-16.80
ZIMBABWE	76,215	51,348	-32.63	58,198	21,822	-62.50
ZAMBIA	34,080	18,744	-45.00	19,580	11,953	-38.95
MAURITIUS	1,727,104	1,130,589	-34.54	885,004	371,064	-58.07
RWANDA	22,498	44,968	99.88	5,867	11,731	99.95
VIRGIN ISLANDS (BRITISH)	198	0	-100.00	1,136	0	-100.00
AUSTRALIA	26211161	29,309,712	11.82	12,749,266	14,611,244	14.60
NEW ZEALAND	7,376,698	8,775,351	18.96	2,561,743	3,105,964	21.24
MICRONESIA, FEDERATED	341	222	-34.90	612	500	-18.30
GUAM	2,717	4,160	53.11	5,135	5,917	15.23
PALAU	4	1	-75.00	14	10	-28.57
NEW CALEDONIA	10,223	54,785	435.90	17,755	39,398	121.90
NORTHERN MARIANA	0	17	-	0	82	-
SAINT VINCENT AND THE	974	0	-100.00	493	0	-100.00
VANUATU	29,550	17783	-39.82	16,974	14,530	-14.40
WALLIS AND FUTUNA	131	0	-100.00	190	0	-100.00
AMERICAN SAMOA	1674	0	-100.00	10,400	0	-100.00
COOK ISLANDS	301	80	-73.42	1,278	778	-39.12
FIJI	343,911	160,710	-53.27	165,766	57,008	-65.61
MARSHALL ISLANDS	6512	186	-97.14	49,822	455	-99.09
SAMOA	0	168,448	-	0	69,906	-
SOLOMON ISLANDS	0	8,946	-	0	9,352	-
TONGA	1,250	0	-100.00	701	0	-100.00
CHRISTMAS ISLANDS	28	0	-100.00	50	0	-100.00
EAST TIMOR	50,502	95,716	89.53	24,383	42,521	74.39
UNITED STATES	19,536,947	21,193,757	8.48	13,268,031	13,453,742	1.40
CANADA	6761479	4700278	-30.48	2,551,680	1,754,082	-31.26
MEXICO	1,830,041	2,280,689	24.63	709,868	906,714	27.73
GUATEMALA	1,398,404	853810	-38.94	461,013	365,429	-20.73
HONDURAS	310,820	154,671	-50.24	106,824	49,951	-53.24
NICARAGUA	90,484	23,123	-74.45	24,091	8,553	-64.50
PANAMA	2,885,456	1,944,470	-32.61	1,313,771	778,707	-40.73
SURINAME	39,964	27,994	-29.95	27,830	8,287	-70.22
CHILE	2,182,064	2,841,918	30.24	1,142,121	1,239,482	8.52
VENEZUELA	112,842	1	-100.00	36,736	24	-99.93
ARGENTINA	438,236	470927	7.46	661,863	244,643	-63.04
BRAZIL	1,430,801	2,104,095	47.06	676,980	802,452	18.53
COLOMBIA	493677	310,604	-37.08	345,368	231,408	-33.00
BOLIVIA	32,713	134	-99.59	9,471	178	-98.12
URUGUAY	338,766	138527	-59.11	191,991	63,779	-66.78
ECUADOR	2,495,363	1,246,026	-50.07	955,497	463,825	-51.46
PERU	1611009	1,948,958	20.98	602,791	694,108	15.15
GUYANA	22750	2,514	-88.95	5,591	4,002	-28.42
TRINIDAD AND TOBAGO	791,438	733,650	-7.30	288,502	233,766	-18.97
BAHAMAS	484	713	47.31	1,900	1,783	-6.16
JAMAICA	474,124	210,834	-55.53	162,754	58,018	-64.35
PUERTO RICO	846,562	617407	-27.07	522,647	396,768	-24.08
BELIZE	9,363	0	-100.00	9,893	0	-100.00
DOMINICAN REPUBLIC	488,379	546115	11.82	195,816	215,532	10.07
EL SALVADOR	114,904	205,602	78.93	33,936	60,759	79.04
COSTA RICA	129,428	141,836	9.59	52,549	52,571	0.04
HAITI	277,138	113,560	-59.02	68,167	42,473	-37.69
BARBADOS	123,239	349,391	183.51	35,984	148,119	311.62
ANTIGUA AND BARBUDA	323	1,331	312.07	1,120	617	-44.91
ARUBA	2419	649	-73.17	4,992	1,051	-78.95
BERMUDA	93	0	-100.00	686	0	-100.00
CAPE VERDE	86,292	0	-100.00	25,313	0	-100.00
CAYMAN ISLANDS	469	0	-100.00	483	0	-100.00
DOMINICA	488	18,204	3,630.33	1,440	11,648	708.89
FALKLAND ISLANDS	0	586	-	0	2,185	-
FRENCH GUIANA	0	193	-	0	397	-
FRENCH POLYNESIA	51,165	10,801	-78.89	34,549	26,988	-21.88
GRENADA	22,565	0	-100.00	5,805	0	-100.00
MARTINIQUE	707	94	-86.70	917	188	-79.50
NETHERLANDS ANTILLES	88,056	24,741	-71.90	30,349	8,525	-71.91
SAINT LUCIA	3,753	72,509	1,832.03	30,794	23,143	-24.85
TURKS AND CAICOS	0	1,589	-	0	4,087	-
GUADELOUPE	2,069	635	-69.31	4,206	1,350	-67.90

TABEL 5. PERKEMBANGAN EKSPOR INDONESIA MENURUT KOMODITI DAN NEGARA TUJUAN

JENIS BARANG	BERAT BERSIH (KG)		PERUB	NILAI FOB (US \$)		PERUB
	JAN-JUN 2005	JAN-JUN 2006	%	JAN-JUN 2005	JAN-JUN 2006	%
	(1)	(2)	(3)	(4)	(5)	(6)
SAINT KITTS AND NEVIS	4	0	-100.00	39	0	-100.00
UNITED KINGDOM	3,937,217	954,783	-75.75	3,190,658	1,431,604	-55.13
NETHERLANDS	720,838	787,900	9.30	780,484	733,078	-6.07
FRANCE	571,834	841,601	47.18	670,560	971,716	44.91
GERMANY, FED. REP. OF	860,895	767,831	-10.81	1,194,705	1,184,258	-0.87
AUSTRIA	2,714	42,469	1,464.81	32,334	32,868	1.65
BELGIUM	385,170	339,194	-11.94	471,582	382,102	-18.97
SWITZERLAND	10,916	12,457	14.12	22,952	13,980	-39.09
DENMARK	425,347	226,945	-46.64	220,054	98,407	-55.28
NORWAY	140,973	131,470	-6.74	103,161	76,359	-25.98
SWEDEN	291,478	42,697	-85.35	174,728	29,224	-83.27
FINLAND	86,302	42,794	-50.41	57,681	24,757	-57.08
IRELAND	165,416	119,847	-27.55	146,665	106,375	-27.47
ITALY	1,076,586	751,334	-30.21	898,995	756,008	-15.91
SPAIN	17,007,881	8,602,609	-49.42	4,193,850	2,482,426	-40.81
PORTUGAL	684,775	530,535	-22.52	349,899	243,224	-30.49
ICELAND	57	0	-100.00	60	0	-100.00
GREECE	1,632,623	1,008,065	-38.25	631,791	427,354	-32.36
CZECHOSLOVAKIA	177,641	111,483	-37.24	61,937	38,360	-38.07
HUNGARY	29,820	39,841	33.60	25,785	31,994	24.08
POLAND	1,672,230	2,035,933	21.75	861,969	1,119,019	29.82
ROMANIA	203,314	6496	-96.80	117,868	4,692	-96.02
BULGARIA	169,548	71,004	-58.12	77,620	34,286	-55.83
YUGOSLAVIA	177	52	-70.62	461	109	-76.36
ALBANIA	18,076	92,836	413.59	6,016	50,166	733.88
UKRAINE	124,932	499,294	299.65	146,369	555,073	279.23
LITHUANIA	78	35,978	46,025.64	418	47,475	11,257.66
LATVIA	13909	0	-100.00	8,165	0	-100.00
ESTONIA	18,440	2,600	-85.90	12,122	5,848	-51.76
GEORGIA	0	51	-	0	245	-
CROATIA	76,042	120,297	58.20	40,990	80,666	96.79
BOSNIA AND HERZEGOVINA	112,743	265,871	135.82	87,663	171,115	95.20
MALTA	4,964	71	-98.57	15,172	522	-96.56
SLOVAKIA	78,325	61	-99.92	36,092	148	-99.59
SLOVENIA	69	21,817	31,518.84	213	9,539	4,378.40
CZECH REPUBLIC	422287	534070	26.47	240,546	299,514	24.51
RUSSIA FEDERATION	562,672	911,964	62.08	676,138	736,723	8.96
KERTAS DAN BARANG	1,604,163,269	1,901,460,920	18.53	1,174,296,758	1,403,849,646	19.55
JAPAN	185,664,439	188,608,588	1.59	162,095,821	165,486,295	2.09
HONG KONG	85,561,101	78470631	-8.29	56,483,961	55,008,659	-2.61
KOREA, REPUBLIC OF	46,646,185	59,370,353	27.28	31,413,096	43,221,506	37.59
TAIWAN	81,571,475	92,906,025	13.90	43,019,762	53,704,322	24.84
CHINA	148,568,206	157,369,304	5.92	90,766,946	102,302,041	12.71
MONGOLIA	35830	43	-99.88	38,153	10	-99.97
PAPUA NEW GUINEA	1345831	1,068,117	-20.64	1,164,301	1,100,251	-5.50
THAILAND	49,510,479	43,443,227	-12.25	37,031,171	34,871,849	-5.83
SINGAPORE	82,188,922	96,098,011	16.92	52,128,306	62,443,062	19.79
PHILIPPINES	33193606	46,883,026	41.24	25,463,753	31,381,304	23.24
MALAYSIA	168,418,769	193152848	14.69	106,901,068	128,442,312	20.15
MYANMAR (FORM. BURMA)	14601211	16,007,812	9.63	9,801,364	10,456,483	6.68
CAMBODIA	3915456	7701579	96.70	2,955,824	5,169,042	74.88
BRUNEI DARUSSALAM	260313	589,228	126.35	302,787	799,551	164.06
LAO PEOPLE'S	27,277	15,311	-43.87	81,769	49,890	-38.99
NEPAL	0	89486	-	0	358,011	-
VIET NAM	53,666,202	70,249,541	30.90	33,703,004	45,909,753	36.22
MALDIVES	218,060	407,511	86.88	482,802	471,502	-2.34
INDIA	25,010,072	37,994,929	51.92	14,890,358	23,958,611	60.90
PAKISTAN	21042554	43,364,857	106.08	15,560,188	32,536,445	109.10
BANGLADESH	8246334	13,557,874	64.41	6,010,851	9,376,571	55.99
SRI LANKA	25797257	35,634,446	38.13	13,533,742	20,336,135	50.26
AFGHANISTAN	0	93,460	-	0	141,734	-
IRAQ	19234	17,802	-7.45	30,346	29,677	-2.20
IRAN (ISLAMIC REPUBLIC	75,324,133	60,094,200	-20.22	47,639,700	41,416,939	-13.06
SAUDI ARABIA	44190292	66,002,893	49.36	35,908,368	41,904,275	16.70
KUWAIT	6335547	6837070	7.92	5,753,216	5,984,284	4.02
JORDAN	7690171	10,162,742	32.15	6,363,941	7,994,190	25.62
LEBANON	2288399	2,201,200	-3.81	2,046,484	1,986,573	-2.93
YEMEN	3,735,966	10,490,806	180.81	3,378,569	7,886,145	133.42

TABEL 5. PERKEMBANGAN EKSPOR INDONESIA MENURUT KOMODITI DAN NEGARA TUJUAN

JENIS BARANG	BERAT BERSIH (KG)		PERUB	NILAI FOB (US \$)		PERUB
	JAN-JUN 2005	JAN-JUN 2006	%	JAN-JUN 2005	JAN-JUN 2006	%
	(1)	(2)	(3)	(4)	(5)	(6)
OMAN	2,397,510	3,174,141	32.39	2,230,666	2,670,240	19.71
SYRIA ARAB REPUBLIC	6,257,963	6573631	5.04	4,997,479	5,142,836	2.91
TURKEY	20,120,347	25,023,782	24.37	14,758,611	18,822,137	27.53
UNITED ARAB EMIRATES	37996736	44,446,676	16.97	32,976,008	37,304,806	13.13
QATAR	3,030,470	3851610	27.10	2,645,344	3,704,062	40.02
BAHRAIN	2,793,311	3,449,904	23.51	2,517,381	3,150,759	25.16
CYPRUS	1,876,556	2149846	14.56	1,709,854	1,793,352	4.88
EGYPT	28,494,777	22137025	-22.31	21,057,694	14,470,953	-31.28
LIBYAN ARAB JAMAHIRIYA	445,028	1,062,015	138.64	476,516	943,776	98.06
MOROCCO	704,000	414,323	-41.15	566,407	448,404	-20.83
TUNISIA	0	6,673	-	0	115,801	-
ALGERIA	1,909,210	100,003	-94.76	1,935,742	36,600	-98.11
SUDAN	5,656,247	10,224,447	80.76	4,503,545	7,166,816	59.14
ERITREA	0	74,195	-	0	54,578	-
NAMIBIA	16,066	3	-99.98	11,519	13	-99.89
ETHIOPIA	397,798	563,543	41.67	263,630	314,890	19.44
TANZANIA, UNITED	993,446	2,508,086	152.46	832,780	1,595,861	91.63
MADAGASCAR	1,157,144	1,709,209	47.71	1,131,057	1,728,745	52.84
SOMALIA	0	14,550	-	0	277,499	-
KENYA	4,105,926	4,731,691	15.24	3,146,578	3,757,266	19.41
REUNION	495,076	1,005,096	103.02	418,371	843,990	101.73
MOZAMBIQUE	540,362	1,136,576	110.34	404,030	1,065,307	163.67
EQUATORIAL GUINEA	36,513	18,750	-48.65	27,804	15,225	-45.24
TOGO	3,388,578	5,495,388	62.17	3,346,559	4,763,683	42.35
GHANA	2,921,654	4,293,161	46.94	2,271,380	3,398,356	49.62
LIBERIA	139,654	96,084	-31.20	105,117	101,219	-3.71
GUINEA	927,920	1,208,667	30.26	819,212	929,421	13.45
ANGOLA	320,118	378,684	18.30	243,392	306,020	25.73
CONGO	1,824,111	1,551,828	-14.93	1,623,406	1,416,662	-12.74
CAMEROON	1,293,905	2,295,720	77.43	1,194,861	1,840,804	54.06
NIGERIA	13,506,362	26,260,267	94.43	10,631,523	18,798,926	76.82
SIERRA LEONE	236,319	204,592	-13.43	152,294	118,678	-22.07
GABON	403,748	428,809	6.21	371,288	396,100	6.68
COTE D'IVOIRE	631,827	903,312	42.97	620,116	782,664	26.21
SENEGAL	601,448	447,782	-25.55	469,493	342,084	-27.14
MAURITANIA	504,748	805,075	59.50	492,110	732,147	48.78
MALI	130,031	37,299	-71.32	453,836	25,512	-94.38
BENIN	454,118	1,082,989	138.48	430,855	957,771	122.30
BURKINA FASO	11,529	216,238	1,775.60	8,170	164,654	1,915.35
GAMBIA	84,503	149,860	77.34	70,053	125,576	79.26
U.S. VIRGIN ISLANDS	0	1	-	0	7	-
SEYCHELLES	32,567	49,863	53.11	63,173	99,268	57.14
UGANDA	13960	204,947	1,368.10	2,500	110,331	4,313.24
CENTRAL AFRICAN	72454	962	-98.67	90,289	1,378	-98.47
CHAD	0	6560	-	0	12,400	-
DJIBOUTI	7,830,762	12,015,666	53.44	6,149,244	9,921,538	61.35
SOUTH AFRICA	11,602,086	19637762	69.26	9,258,193	14,230,880	53.71
ZIMBABWE	1,180,397	841,807	-28.68	878,122	659,511	-24.90
ZAMBIA	0	37,924	-	0	27,685	-
MALAWI	20,933	110,074	425.84	29,434	80,844	174.66
COMOROS	37,178	55,396	49.00	33,091	55,489	67.69
MAURITIUS	5,824,825	10974955	88.42	2,917,517	5,911,792	102.63
RWANDA	0	20,124	-	0	37,173	-
ZAIRE	38,033	6,255	-83.55	27,125	8,458	-68.82
VIRGIN ISLANDS (BRITISH)	14,841	0	-100.00	10,764	0	-100.00
AUSTRALIA	81,504,920	91,589,422	12.37	65,931,776	78,334,797	18.81
NEW ZEALAND	18,877,225	20,432,065	8.24	14,137,294	15,441,637	9.23
MICRONESIA, FEDERATED	556	279	-49.82	1,800	628	-65.11
GUAM	12,554	41,656	231.81	19,053	73,009	283.19
PALAU	15	84	460.00	82	1,706	1,980.49
NEW CALEDONIA	226,320	314,166	38.81	166,208	271,564	63.39
NORTHERN MARIANA	2752	3608	31.10	3,902	5,373	37.70
SAINT VINCENT AND THE	52	0	-100.00	84	0	-100.00
VANUATU	28,185	36,087	28.04	35,365	55,615	57.26
WALLIS AND FUTUNA	0	727	-	0	297	-
BRITISH INDIAN OCEAN	514,834	0	-100.00	335,225	0	-100.00
OTH.OCEANIA	0	7,997	-	0	7,115	-
AMERICAN SAMOA	28,593	53,358	86.61	61,884	120,237	94.29

TABEL 5. PERKEMBANGAN EKSPOR INDONESIA MENURUT KOMODITI DAN NEGARA TUJUAN

JENIS BARANG	BERAT BERSIH (KG)		PERUB	NILAI FOB (US \$)		PERUB
	JAN-JUN 2005	JAN-JUN 2006	%	JAN-JUN 2005	JAN-JUN 2006	%
	(1)	(2)	(3)	(4)	(5)	(6)
COOK ISLANDS	4,620	13,956	202.08	4,771	24,583	415.26
FIJI	820,852	1,518,602	85.00	657,527	1,272,704	93.56
KIRIBATI	18,937	0	-100.00	14,771	0	-100.00
SAMOA	22,824	43,136	88.99	39,325	44,831	14.00
SOLOMON ISLANDS	87,646	23,005	-73.75	94,321	35,203	-62.68
TONGA	49,850	33,515	-32.77	32,866	22,638	-31.12
EAST TIMOR	10,538	10,518	-0.19	9,868	8,162	-17.29
UNITED STATES	63,061,900	97,081,238	53.95	59,860,334	84,416,914	41.02
CANADA	14,738,622	21,706,747	47.28	11,825,874	17,774,977	50.31
MEXICO	234,381	1,432,372	511.13	252,887	1,269,112	401.85
GUATEMALA	390,878	1,134,319	190.20	308,277	892,538	189.52
HONDURAS	4,622	114,680	2,381.18	8,638	75,048	768.81
NICARAGUA	636,029	576,632	-9.34	307,926	346,720	12.60
PANAMA	660,743	614,079	-7.06	539,676	545,061	1.00
CUBA	39,138	18,503	-52.72	37,634	13,032	-65.37
CURACAO	0	23,681	-	0	15,932	-
SURINAME	30,748	106,223	245.46	32,177	125,214	289.14
CHILE	656,141	787,744	20.06	767,174	798,545	4.09
VENEZUELA	1,821,682	1949864	7.04	1,544,776	2,013,776	30.36
ARGENTINA	710,608	843,614	18.72	805,806	974,416	20.92
BRAZIL	19,857	11,907,088	59,864.18	46,558	9,340,885	19,962.90
COLOMBIA	2,271,063	1,217,885	-46.37	1,960,247	1,367,541	-30.24
BOLIVIA	604	138	-77.15	740	233	-68.51
URUGUAY	32,080	118972	270.86	41,119	119,469	190.54
PARAGUAY	88,770	171,258	92.92	121,028	216,881	79.20
ECUADOR	1,439,579	1,024,281	-28.85	1,260,258	1,294,600	2.72
PERU	1,287,703	2062782	60.19	1,354,370	2,204,479	62.77
GUYANA	14,452	12,169	-15.80	29,610	22,920	-22.59
TRINIDAD AND TOBAGO	24,691	195,155	690.39	20,444	139,340	581.57
BAHAMAS	24,067	0	-100.00	15,669	0	-100.00
JAMAICA	58,480	85,254	45.78	61,068	87,217	42.82
PUERTO RICO	171,844	287,334	67.21	186,392	247,130	32.59
BELIZE	5,590	1,542	-72.42	8,363	5,672	-32.18
DOMINICAN REPUBLIC	589003	179975	-69.44	467,373	177,027	-62.12
EL SALVADOR	551,170	1,687,556	206.18	427,156	1,064,659	149.24
COSTA RICA	125,337	2014778	1,507.49	133,592	1,272,285	852.37
HAITI	553,539	475,000	-14.19	504,216	618,215	22.61
ANTIGUA AND BARBUDA	0	2,653	-	0	9,570	-
CAYMAN ISLANDS	0	1	-	0	4	-
DOMINICA	25,728	0	-100.00	19,758	0	-100.00
FALKLAND ISLANDS	15,732	0	-100.00	10,194	0	-100.00
FRENCH GUIANA	0	853	-	0	1,133	-
FRENCH POLYNESIA	138,848	158,786	14.36	135,371	131,361	-2.96
GRENADA	31,215	0	-100.00	31,837	0	-100.00
MARTINIQUE	142	19	-86.62	182	112	-38.46
NETHERLANDS ANTILLES	21,949	551	-97.49	27,394	2,984	-89.11
GUADELOUPE	92,963	57,270	-38.39	92,497	46,825	-49.38
UNITED KINGDOM	9,958,829	11,386,727	14.34	10,865,780	11,245,389	3.49
NETHERLANDS	5,421,442	5,470,157	0.90	5,877,133	5,749,570	-2.17
FRANCE	1,704,350	1,794,385	5.28	2,195,802	2,579,712	17.48
GERMANY, FED. REP. OF	2,588,997	2,164,979	-16.38	4,159,722	3,732,604	-10.27
AUSTRIA	9,911	1704463	17,097.69	17,313	1,134,738	6,454.25
BELGIUM	11,196,889	13,385,824	19.55	10,656,910	11,817,682	10.89
SWITZERLAND	344,675	30,355	-91.19	231,650	73,161	-68.42
DENMARK	601,418	644,133	7.10	1,149,027	1,238,256	7.77
NORWAY	87371	352,914	303.93	257,018	425,448	65.53
SWEDEN	387523	290263	-25.10	659,782	656,572	-0.49
FINLAND	220979	317155	43.52	415,679	630,440	51.67
IRELAND	1,326,741	1,102,580	-16.90	1,423,378	1,382,184	-2.89
ITALY	8,645,030	13,911,207	60.92	6,933,753	10,994,193	58.56
SPAIN	9,541,782	9473504	-0.72	9,308,792	9,138,847	-1.83
PORTUGAL	3,079	13,985	354.21	7,171	44,504	520.61
ICELAND	0	13,808	-	0	13,602	-
GREECE	3492766	5965376	70.79	3,079,859	4,709,529	52.91
LIECHTENSTEIN	100,236	185,823	85.39	249,082	497,395	99.69
CZECHOSLOVAKIA	213,643	819,755	283.70	173,604	751,836	333.08
HUNGARY	525	11,642	2,117.52	1,193	18,474	1,448.53
POLAND	192,565	165,807	-13.90	278,190	287,784	3.45

TABEL 5. PERKEMBANGAN EKSPOR INDONESIA MENURUT KOMODITI DAN NEGARA TUJUAN

JENIS BARANG	BERAT BERSIH (KG)		PERUB	NILAI FOB (US \$)		PERUB
	JAN-JUN 2005	JAN-JUN 2006	%	JAN-JUN 2005	JAN-JUN 2006	%
(1)	(2)	(3)	(4)	(5)	(6)	(7)
ROMANIA	45197	193,872	328.95	95,486	168,101	76.05
BULGARIA	3077	93,338	2,933.41	7,718	111,243	1,341.34
YUGOSLAVIA	38,498	778	-97.98	28,103	1,608	-94.28
ALBANIA	0	36071	-	0	35,012	-
ARMENIA	50,105	0	-100.00	26,462	0	-100.00
AZERBAIJAN	0	730	-	0	6,750	-
KAZAKHSTAN	223	0	-100.00	2,641	0	-100.00
KYRGYZSTAN	16,393	87,320	432.67	11,223	62,178	454.02
UKRAINE	1,956,624	768,250	-60.74	2,129,642	938,373	-55.94
UZBEKISTAN	184	0	-100.00	201	0	-100.00
LITHUANIA	1,078,189	920,299	-14.64	1,151,279	977,912	-15.06
LATVIA	189816	361434	90.41	194,954	370,575	90.08
ESTONIA	56177	23095	-58.89	68,816	24,953	-63.74
GEORGIA	506,812	1448656	185.84	390,360	1,003,083	156.96
CROATIA	286,624	90,903	-68.28	292,897	80,550	-72.50
MALTA	77,763	342,184	340.03	71,358	294,695	312.98
SLOVAKIA	0	93	-	0	204	-
SLOVENIA	556,039	441,300	-20.64	507,528	388,946	-23.36
CZECH REPUBLIC	2,619	300	-88.55	4,462	1,287	-71.16
RUSSIA FEDERATION	1,932,591	2,197,532	13.71	2,256,269	2,401,961	6.46
-GLISEROL DAN LARUTAN	13,037,641	9275407	-28.86	6,676,615	2,916,387	-56.32
JAPAN	2,292,388	3,583,317	56.31	947,469	1,050,394	10.86
KOREA, REPUBLIC OF	844454	258630	-69.37	522,650	152,257	-70.87
TAIWAN	606,316	100,000	-83.51	427,745	59,130	-86.18
CHINA	2,303,280	3170820	37.67	1,283,894	562,747	-56.17
THAILAND	220,000	12	-99.99	141,260	227	-99.84
PHILIPPINES	1054820	557,698	-47.13	456,837	147,797	-67.65
MALAYSIA	0	20,000	-	0	12,132	-
BANGLADESH	20,000	20,000	0.00	15,750	12,560	-20.25
IRAN (ISLAMIC REPUBLIC)	20,000	0	-100.00	15,400	0	-100.00
SAUDI ARABIA	100,000	380,000	280.00	60,000	224,800	274.67
JORDAN	0	140,000	-	0	80,500	-
TURKEY	0	20,000	-	0	11,586	-
UNITED ARAB EMIRATES	100,000	80,000	-20.00	79,700	45,600	-42.79
EGYPT	180,000	100,000	-44.44	121,997	54,500	-55.33
TUNISIA	20,000	0	-100.00	14,500	0	-100.00
SUDAN	220,000	340,000	54.55	132,000	204,000	54.55
ETHIOPIA	60,000	0	-100.00	36,000	0	-100.00
TANZANIA, UNITED	20000	0	-100.00	14,929	0	-100.00
KENYA	60000	0	-100.00	64,000	0	-100.00
GHANA	40,000	60,000	50.00	44,000	31,200	-29.09
CAMEROON	60,000	0	-100.00	62,000	0	-100.00
SOUTH AFRICA	1,011,675	40,000	-96.05	263,036	25,420	-90.34
AUSTRALIA	200,290	40,000	-80.03	133,025	25,771	-80.63
NEW ZEALAND	20,000	20,000	0.00	15,400	11,400	-25.97
UNITED STATES	3,366,418	208,780	-93.80	1,660,406	120,717	-92.73
CANADA	118,000	116,150	-1.57	87,466	71,218	-18.58
BRAZIL	0	20,000	-	0	12,431	-
RUSSIA FEDERATION	100,000	0	-100.00	77,151	0	-100.00
-MARGARIN DAN LEMAK	131,847,392	157,351,160	19.34	62,658,419	76,313,562	21.79
JAPAN	118919	197,831	66.36	104,235	149,234	43.17
HONG KONG	9,882,455	9149237	-7.42	3,491,621	3,340,003	-4.34
KOREA, REPUBLIC OF	107,505	122,344	13.80	65,094	66,969	2.88
TAIWAN	153,820	273,631	77.89	79,048	139,923	77.01
CHINA	3,229,300	19,877,457	515.53	1,313,742	8,239,482	527.18
PAPUA NEW GUINEA	910,728	532,734	-41.50	476,466	317,797	-33.30
THAILAND	0	41900	-	0	21,220	-
SINGAPORE	80651	186,819	131.64	104,155	96,608	-7.25
PHILIPPINES	2441565	1768911	-27.55	1,011,076	772,888	-23.56
MALAYSIA	64,992	53,296	-18.00	98,023	39,565	-59.64
MYANMAR (FORM. BURMA)	317,774	294295	-7.39	199,589	147,688	-26.00
CAMBODIA	0	21,600	-	0	9,504	-
VIET NAM	3789400	8,180,625	115.88	1,627,327	3,335,481	104.97
MALDIVES	20424	29,706	45.45	14,849	18,617	25.38
INDIA	42,891	732,937	1,608.84	19,957	317,761	1,492.23
SRI LANKA	7,199,579	8,219,333	14.16	3,178,880	3,601,563	13.30
IRAQ	49,881,492	51083739	2.41	25,474,223	27,329,777	7.28
IRAN (ISLAMIC REPUBLIC)	397,440	4,945	-98.76	200,703	4,900	-97.56

TABEL 5. PERKEMBANGAN EKSPOR INDONESIA MENURUT KOMODITI DAN NEGARA TUJUAN

JENIS BARANG	BERAT BERSIH (KG)		PERUB	NILAI FOB (US \$)		PERUB
	JAN-JUN 2005	JAN-JUN 2006	%	JAN-JUN 2005	JAN-JUN 2006	%
	(1)	(2)	(3)	(4)	(5)	(6)
SAUDI ARABIA	2,604,074	1,648,074	-36.71	1,183,259	773,433	-34.64
KUWAIT	108549	32700	-69.88	68,532	23,870	-65.17
OMAN	120,599	40,100	-66.75	56,736	17,684	-68.83
SYRIA ARAB REPUBLIC	445,000	978,000	119.78	212,479	450,829	112.18
TURKEY	140,000	765,000	446.43	63,000	349,295	454.44
UNITED ARAB EMIRATES	256,991	220710	-14.12	188,679	105,934	-43.85
QATAR	40,500	40,500	0.00	18,225	17,618	-3.33
BAHRAIN	40,500	40,440	-0.15	17,820	17,571	-1.40
CYPRUS	40,500	19,500	-51.85	17,010	8,327	-51.05
EGYPT	1209400	849,600	-29.75	527,224	395,026	-25.07
ALGERIA	4079999	5498421	34.77	1,879,414	2,525,663	34.39
SUDAN	795,169	465,778	-41.42	363,205	229,107	-36.92
ETHIOPIA	292,800	282,020	-3.68	133,208	126,923	-4.72
TANZANIA, UNITED	250,499	431,198	72.14	112,731	200,657	78.00
KENYA	20,000	0	-100.00	14,600	0	-100.00
MOZAMBIQUE	314,883	1,010,369	220.87	151,616	496,902	227.74
EQUATORIAL GUINEA	49,337	0	-100.00	28,317	0	-100.00
TOGO	481,068	807,584	67.87	247,507	434,270	75.46
GHANA	3,195,650	3,757,148	17.57	1,558,160	1,878,064	20.53
LIBERIA	223,502	283,921	27.03	119,961	155,744	29.83
GUINEA	0	50,214	-	0	28,606	-
ANGOLA	3,157,540	4,648,831	47.23	1,525,189	2,358,774	54.65
CONGO	1,048,965	395,805	-62.27	532,679	204,538	-61.60
CAMEROON	96999	137746	42.01	41,384	80,279	93.99
NIGERIA	1,000,528	990,767	-0.98	487,762	489,450	0.35
SIERRA LEONE	288,444	148,975	-48.35	145,937	72,553	-50.28
GABON	16,498	48,544	194.24	9,525	28,510	199.32
COTE D'IVOIRE	313,800	100,000	-68.13	141,114	44,400	-68.54
SENEGAL	280,566	237	-99.92	151,225	4,808	-96.82
MAURITANIA	0	16	-	0	10	-
BENIN	3330922	5,267,321	58.13	1,680,544	2,487,339	48.01
GAMBIA	15767	65112	312.96	6,916	35,764	417.12
DJIBOUTI	414,288	491,680	18.68	185,479	236,477	27.50
SAINT HELENA	20,000	0	-100.00	11,000	0	-100.00
SAO TOME AND PRINCIPE	152622	70319	-53.93	87,777	40,604	-53.74
SOUTH AFRICA	1186644	2408671	102.98	557,707	2,012,753	260.90
MALAWI	35,840	36,309	1.31	17,640	19,389	9.91
MAURITIUS	0	13673	-	0	9,295	-
ZAIRE	0	53,184	-	0	28,778	-
AUSTRALIA	401173	444,138	10.71	193,467	212,143	9.65
NEW ZEALAND	1,479,939	1689585	14.17	881,158	969,303	10.00
MICRONESIA, FEDERATED	0	5,475	-	0	2,464	-
NEW CALEDONIA	15,000	0	-100.00	12,915	0	-100.00
VANUATU	831	1,802	116.85	619	1,473	137.96
FIJI	0	1	-	0	1	-
KIRIBATI	0	11,099	-	0	8,918	-
SOLOMON ISLANDS	11131	4,923	-55.77	14,416	5,681	-60.59
TONGA	12,858	0	-100.00	5,080	0	-100.00
EAST TIMOR	50,913	29,276	-42.50	55,819	20,084	-64.02
UNITED STATES	7244	71,612	888.57	10,588	57,975	447.55
CANADA	81,600	40500	-50.37	52,224	20,655	-60.45
SURINAME	0	30,475	-	0	28,700	-
GUYANA	0	19,958	-	0	8,762	-
TRINIDAD AND TOBAGO	0	320,326	-	0	157,863	-
JAMAICA	854,548	1361636	59.34	354,673	586,634	65.40
COSTA RICA	0	80,084	-	0	39,291	-
UNITED KINGDOM	0	110	-	0	320	-
NETHERLANDS	2,016,287	1,515,840	-24.82	704,648	511,962	-27.35
GERMANY, FED. REP. OF	0	636,000	-	0	286,290	-
ITALY	200	0	-100.00	86	0	-100.00
SPAIN	0	38,000	-	0	18,240	-
GREECE	0	21,029	-	0	10,498	-
CZECHOSLOVAKIA	954978	473,480	-50.42	478,336	247,023	-48.36
HUNGARY	119720	127,200	6.25	47,412	54,568	15.09
POLAND	81,600	133,500	63.60	38,352	67,685	76.48
ROMANIA	511999	1730480	237.99	208,012	779,081	274.54
BULGARIA	0	520,000	-	0	228,800	-
KAZAKHSTAN	86,000	0	-100.00	41,360	0	-100.00

TABEL 5. PERKEMBANGAN EKSPOR INDONESIA MENURUT KOMODITI DAN NEGARA TUJUAN

JENIS BARANG	BERAT BERSIH (KG)		PERUB	NILAI FOB (US \$)		PERUB
	JAN-JUN 2005	JAN-JUN 2006	%	JAN-JUN 2005	JAN-JUN 2006	%
	(1)	(2)	(3)	(4)	(5)	(6)
UKRAINE	3420568	1,719,392	-49.73	1,997,470	1,038,649	-48.00
UZBEKISTAN	84,000	0	-100.00	35,280	0	-100.00
LITHUANIA	42000	0	-100.00	20,379	0	-100.00
GEORGIA	0	18809	-	0	11,224	-
SLOVENIA	170,000	130,000	-23.53	81,800	57,600	-29.58
CZECH REPUBLIC	81000	60,750	-25.00	35,438	28,958	-18.29
RUSSIA FEDERATION	16,656,425	13,245,873	-20.48	7,386,338	6,514,493	-11.80
-SABUN MANDI DAN CUCI	221,638,204	238763631	7.73	160,052,595	169,592,268	5.96
JAPAN	6,549,146	5,895,976	-9.97	5,437,992	5,559,888	2.24
HONG KONG	3,085,067	3169533	2.74	2,322,228	2,269,335	-2.28
KOREA, DEMOCRATIC	66240	0	-100.00	53,579	0	-100.00
KOREA, REPUBLIC OF	1,986,171	1,600,943	-19.40	1,444,693	1,648,378	14.10
TAIWAN	1,997,751	3,413,309	70.86	1,882,616	3,113,703	65.39
CHINA	16,158,036	18,561,384	14.87	8,231,199	9,852,056	19.69
MONGOLIA	1,315,187	1,000,475	-23.93	641,623	490,628	-23.53
PAPUA NEW GUINEA	5,141,395	3,808,058	-25.93	2,689,158	2,091,450	-22.23
THAILAND	3,615,209	5,973,549	65.23	2,791,922	4,092,779	46.59
SINGAPORE	11948739	11,102,700	-7.08	12,139,946	11,312,801	-6.81
PHILIPPINES	6,029,455	6,766,772	12.23	5,642,012	5,894,632	4.48
MALAYSIA	28,393,761	26957943	-5.06	22,435,415	21,181,608	-5.59
MYANMAR (FORM. BURMA)	1335575	767,524	-42.53	719,489	456,062	-36.61
CAMBODIA	13823	24793	79.36	22,659	22,577	-0.36
BRUNEI DARUSSALAM	123255	259,661	110.67	288,279	419,119	45.39
NEPAL	163846	85,697	-47.70	171,203	89,846	-47.52
VIET NAM	1,793,537	2,396,872	33.64	2,362,100	2,555,557	8.19
MALDIVES	808,403	763,804	-5.52	730,516	685,417	-6.17
INDIA	10,414,669	7,210,279	-30.77	5,863,761	4,814,148	-17.90
PAKISTAN	4,558,388	1,698,955	-62.73	3,365,989	1,773,481	-47.31
BANGLADESH	2,835,618	116,719	-95.88	1,504,088	101,090	-93.28
SRI LANKA	467,041	363,840	-22.10	521,954	351,461	-32.66
AFGHANISTAN	196,687	23374	-88.12	413,863	37,131	-91.03
IRAQ	2,533,812	2,885,657	13.89	1,628,517	2,345,848	44.05
IRAN (ISLAMIC REPUBLIC	261,774	326193	24.61	267,561	346,701	29.58
SAUDI ARABIA	882167	824982	-6.48	918,395	868,612	-5.42
KUWAIT	73,728	49190	-33.28	76,678	51,596	-32.71
JORDAN	60639	36413	-39.95	61,994	41,048	-33.79
LEBANON	233,382	285366	22.27	196,221	243,586	24.14
YEMEN	2537527	1521217	-40.05	2,163,640	1,453,440	-32.82
OMAN	0	600,000	-	0	257,200	-
SYRIA ARAB REPUBLIC	0	12627	-	0	10,253	-
TURKEY	16,850	4440	-73.65	60,892	3,752	-93.84
UNITED ARAB EMIRATES	5651579	5404335	-4.37	5,317,867	4,004,191	-24.70
QATAR	31,892	42	-99.87	39,331	651	-98.34
BAHRAIN	11520	25632	122.50	10,323	25,634	148.32
CYPRUS	45312	35409	-21.86	58,359	51,235	-12.21
EGYPT	6,161,141	6151322	-0.16	3,239,271	3,290,827	1.59
LIBYAN ARAB JAMAHIRIYA	662,468	994,582	50.13	510,421	1,197,680	134.65
MOROCCO	89705	76	-99.92	56,492	181	-99.68
ALGERIA	4,885,003	4,205,908	-13.90	1,734,947	1,636,292	-5.69
SUDAN	618,828	733,490	18.53	626,063	784,278	25.27
ERITREA	416,977	88,000	-78.90	214,880	56,320	-73.79
NAMIBIA	143,325	502,348	250.50	133,770	472,247	253.03
ETHIOPIA	6,835,472	6,997,847	2.38	3,037,583	3,549,901	16.87
TANZANIA, UNITED	819,822	1,563,125	90.67	601,753	1,247,661	107.34
MADAGASCAR	1,568,341	2,138,205	36.34	1,165,692	1,471,603	26.24
SOMALIA	0	357,550	-	0	181,574	-
KENYA	1,456,678	509,299	-65.04	988,732	315,185	-68.12
REUNION	117	96	-17.95	247	238	-3.64
MOZAMBIQUE	1,744,362	2,089,683	19.80	1,182,820	1,687,197	42.64
EQUATORIAL GUINEA	236,294	281,605	19.18	165,676	206,473	24.62
TOGO	3,445,520	3,256,697	-5.48	2,480,397	2,120,897	-14.49
GHANA	4,395,863	4,878,943	10.99	3,379,419	3,456,509	2.28
LIBERIA	946,943	1,374,601	45.16	656,283	938,663	43.03
GUINEA	126,429	441,299	249.05	98,464	315,889	220.82
ANGOLA	6121123	14,124,563	130.75	5,108,736	8,411,849	64.66
CONGO	2,005,751	3,421,382	70.58	1,166,373	2,051,384	75.88
CAMEROON	869,017	1,763,080	102.88	624,388	1,238,910	98.42
NIGERIA	10,116,656	15,188,909	50.14	7,233,746	8,157,249	12.77

TABEL 5. PERKEMBANGAN EKSPOR INDONESIA MENURUT KOMODITI DAN NEGARA TUJUAN

JENIS BARANG	BERAT BERSIH (KG)		PERUB	NILAI FOB (US \$)		PERUB
	JAN-JUN 2005	JAN-JUN 2006	%	JAN-JUN 2005	JAN-JUN 2006	%
	(1)	(2)	(3)	(4)	(5)	(6)
SIERRA LEONE	1,067,163	981,258	-8.05	933,179	778,443	-16.58
GABON	365,435	592,517	62.14	262,330	406,666	55.02
COTE D'IVOIRE	118,694	114,963	-3.14	86,958	83,568	-3.90
SENEGAL	795,719	993,584	24.87	559,329	626,084	11.93
MAURITANIA	1,125,317	1,440,385	28.00	810,383	960,828	18.56
MALI	884,550	931,614	5.32	636,154	665,378	4.59
BENIN	5,990,699	8,518,540	42.20	5,473,736	7,059,380	28.97
BURKINA FASO	387,501	750,240	93.61	294,096	629,502	114.05
GUINEA BISSAU	0	126,717	-	0	60,825	-
GAMBIA	19,350	33,533	73.30	20,588	41,850	103.27
SEYCHELLES	144,403	236,027	63.45	104,744	146,935	40.28
UGANDA	53,345	92,160	72.76	52,163	89,600	71.77
CENTRAL AFRICAN	323,580	159,092	-50.83	289,918	120,483	-58.44
NIGER	745,466	149,820	-79.90	834,151	108,371	-87.01
CHAD	79,103	0	-100.00	127,894	0	-100.00
DJIBOUTI	8,608,491	7,824,162	-9.11	4,295,830	4,337,247	0.96
SAO TOME AND PRINCIPE	35,086	130,790	272.77	32,412	82,409	154.25
SOUTH AFRICA	1,502,821	1,122,998	-25.27	1,017,420	745,630	-26.71
ZIMBABWE	200,000	53,746	-73.13	92,000	50,605	-44.99
ZAMBIA	14,852	0	-100.00	27,830	0	-100.00
MALAWI	2,785,160	5,404,508	94.05	918,740	1,922,874	109.29
COMOROS	43,940	101,725	131.51	28,155	82,957	194.64
BURUNDI	12,096	0	-100.00	11,550	0	-100.00
MAURITIUS	1,048,447	1,092,997	4.25	649,653	557,484	-14.19
RWANDA	23,758	49,343	107.69	23,531	47,533	102.00
ZAIRE	95,550	61,719	-35.41	89,180	61,600	-30.93
AUSTRALIA	2,422,376	2,905,621	19.95	2,546,462	3,082,379	21.05
NEW ZEALAND	403,915	473,609	17.25	467,030	548,247	17.39
MICRONESIA, FEDERATED	207,837	97,328	-53.17	156,964	72,670	-53.70
GUAM	61	34	-44.26	185	395	113.51
PALAU	9,676	3,058	-68.40	8,007	2,440	-69.53
NEW CALEDONIA	10,548	58	-99.45	22,540	156	-99.31
NORTHERN MARIANA	29,630	22,326	-24.65	40,103	25,204	-37.15
VANUATU	195,688	113,731	-41.88	141,467	83,797	-40.77
AMERICAN SAMOA	0	694	-	0	714	-
COOK ISLANDS	40,228	41,572	3.34	31,824	33,274	4.56
FIJI	2,112,790	2,889,093	36.74	1,092,871	1,604,459	46.81
KIRIBATI	158,401	221,628	39.92	123,153	171,847	39.54
MARSHALL ISLANDS	37,435	0	-100.00	35,709	0	-100.00
SAMOA	307,279	436,066	41.91	226,453	340,334	50.29
SOLOMON ISLANDS	222,672	202,061	-9.26	225,393	221,418	-1.76
TONGA	51,468	59,279	15.18	37,282	68,114	82.70
TUVALU	37,845	9,295	-75.44	30,379	7,544	-75.17
EAST TIMOR	312,731	225,637	-27.85	328,793	206,138	-37.30
UNITED STATES	1,176,505	733,887	-37.62	983,995	742,290	-24.56
CANADA	30,599	372,179	1,116.31	64,133	321,959	402.02
MEXICO	30,000	30,000	0.00	55,038	54,838	-0.36
GUATEMALA	150,221	137,535	-8.44	139,532	125,705	-9.91
HONDURAS	24,768	0	-100.00	22,575	0	-100.00
PANAMA	740,244	1,052,457	42.18	656,518	939,248	43.07
SURINAME	1,108,57	1,058,38	-4.53	93,557	119,324	27.54
CHILE	295,915	244,156	-17.49	273,596	179,411	-34.42
VENEZUELA	0	25,229	-	0	21,900	-
ARGENTINA	0	195	-	0	281	-
BRAZIL	10	66	560.00	10	13	30.00
COLOMBIA	69,487	210,077	202.33	55,125	181,716	229.64
BOLIVIA	404,392	671,407	66.03	347,305	561,005	61.53
GUYANA	39,917	0	-100.00	34,650	0	-100.00
TRINIDAD AND TOBAGO	128,633	149,741	16.41	96,243	142,494	48.06
JAMAICA	877,500	480,000	-45.30	348,372	210,300	-39.63
BELIZE	107	251	134.58	280	1,250	346.43
DOMINICAN REPUBLIC	50,458	104,054	106.22	46,324	98,127	111.83
EL SALVADOR	49,536	24,768	-50.00	46,440	24,080	-48.15
COSTA RICA	65,146	25,229	-61.27	57,681	21,900	-62.03
HAITI	570,877	1,880,728	229.45	667,244	1,946,509	191.72
BARBADOS	4,678	10,474	123.90	6,281	14,085	124.25
CAPE VERDE	18,611	24,109	29.54	12,825	25,441	98.37
FRENCH POLYNESIA	23,736	2062	-91.31	11,045	3,137	-71.60

TABEL 5. PERKEMBANGAN EKSPOR INDONESIA MENURUT KOMODITI DAN NEGARA TUJUAN

JENIS BARANG	BERAT BERSIH (KG)		PERUB	NILAI FOB (US \$)		PERUB
	JAN-JUN 2005	JAN-JUN 2006	%	JAN-JUN 2005	JAN-JUN 2006	%
	(1)	(2)	(3)	(4)	(5)	(6)
MARTINIQUE	0	20	-	0	177	-
NETHERLANDS ANTILLES	65,229	27,312	-58.13	41,490	27,033	-34.84
GUADELOUPE	0	16	-	0	83	-
UNITED KINGDOM	503934	318325	-36.83	682,348	331,255	-51.45
NETHERLANDS	247715	367903	48.52	311,847	509,644	63.43
FRANCE	375176	459,490	22.47	234,035	279,223	19.31
GERMANY, FED. REP. OF	27384	59416	116.97	51,578	53,841	4.39
BELGIUM	498231	409184	-17.87	254,613	436,951	71.61
SWITZERLAND	69	319	362.32	123	1,595	1,196.75
DENMARK	438	0	-100.00	593	0	-100.00
NORWAY	130	0	-100.00	822	0	-100.00
SWEDEN	368,326	0	-100.00	161,761	0	-100.00
FINLAND	12,096	0	-100.00	11,760	0	-100.00
IRELAND	0	10	-	0	56	-
ITALY	232,777	512,306	120.08	142,742	349,585	144.91
SPAIN	181,204	104,961	-42.08	286,771	160,129	-44.16
PORTUGAL	120,058	32,068	-73.29	61,028	34,611	-43.29
GREECE	61,255	114,582	87.06	99,505	132,264	32.92
CZECHOSLOVAKIA	1,813,765	2,597,878	43.23	1,581,100	2,261,466	43.03
POLAND	765,252	241285	-68.47	386,787	119,100	-69.21
ROMANIA	14,139	13,912	-1.61	14,218	14,972	5.30
BULGARIA	134,159	82,019	-38.86	114,949	81,598	-29.01
YUGOSLAVIA	136	0	-100.00	249	0	-100.00
UKRAINE	2,872,500	3,237,324	12.70	1,296,242	1,496,736	15.47
LITHUANIA	14,471	56	-99.61	13,261	373	-97.19
MALTA	433,426	17,798	-95.89	216,804	19,776	-90.88
RUSSIA FEDERATION	15	183,204	1,221,260.00	446	105,504	23,555.61
-BAHAN CELUP ORGANIK	19386518	21536735	11.09	55,788,679	66,623,140	19.42
JAPAN	1937119	1,739,879	-10.18	6,595,805	5,904,723	-10.48
HONG KONG	1214819	1,255,458	3.35	3,421,512	4,030,986	17.81
KOREA, REPUBLIC OF	524,143	696,281	32.84	924,275	2,342,000	153.39
TAIWAN	742,274	1,283,676	72.94	2,104,698	4,894,505	132.55
CHINA	2,688,590	3,238,468	20.45	5,372,085	7,157,561	33.24
THAILAND	333833	312,575	-6.37	878,435	802,635	-8.63
SINGAPORE	3,182,155	3054653	-4.01	14,042,295	15,527,064	10.57
PHILIPPINES	361,733	119,115	-67.07	116,556	102,240	-12.28
MALAYSIA	249,182	126,447	-49.26	434,565	414,287	-4.67
MYANMAR (FORM. BURMA)	9000	480	-94.67	12,650	1,049	-91.71
CAMBODIA	300	64,939	21,546.33	100	157,753	157,653.00
BRUNEI DARUSSALAM	27	0	-100.00	16	0	-100.00
NEPAL	200,000	100,000	-50.00	273,676	146,233	-46.57
VIET NAM	177,817	144,370	-18.81	569,007	482,105	-15.27
INDIA	3009401	3243457	7.78	4,078,736	3,395,031	-16.76
PAKISTAN	372874	366374	-1.74	337,315	343,154	1.73
BANGLADESH	675919	676910	0.15	1,085,318	1,428,796	31.65
SRI LANKA	25495	21214	-16.79	123,715	120,490	-2.61
IRAN (ISLAMIC REPUBLIC	13,587	23,998	76.62	34,370	49,500	44.02
SAUDI ARABIA	0	19,597	-	0	38,017	-
JORDAN	9,500	0	-100.00	12,098	0	-100.00
TURKEY	475,946	383,601	-19.40	1,649,828	1,548,708	-6.13
UNITED ARAB EMIRATES	0	2,000	-	0	7,344	-
EGYPT	6,497	800	-87.69	27,850	9,040	-67.54
TANZANIA, UNITED	16,206	18,601	14.78	40,345	27,782	-31.14
KENYA	0	11	-	0	9	-
NIGERIA	11,320	32,336	185.65	18,555	119,380	543.38
SOUTH AFRICA	31,706	12,160	-61.65	88,555	42,172	-52.38
AUSTRALIA	43,476	36,073	-17.03	126,362	104,534	-17.27
NEW ZEALAND	976	798	-18.24	2,155	8,361	287.98
NEW CALEDONIA	0	40,000	-	0	48,548	-
FIJI	9	0	-100.00	1	0	-100.00
UNITED STATES	526,463	2,089,580	296.91	1,917,273	4,424,680	130.78
CANADA	5,550	190	-96.58	30,307	1,086	-96.42
MEXICO	173,091	205,631	18.80	505,073	920,499	82.25
NICARAGUA	0	1,000	-	0	6,620	-
CHILE	0	5,498	-	0	16,680	-
ARGENTINA	9,000	27,994	211.04	22,410	91,840	309.82
BRAZIL	229,114	349,192	52.41	853,452	1,945,885	128.00
COLOMBIA	2,800	0	-100.00	20,561	0	-100.00

TABEL 5. PERKEMBANGAN EKSPOR INDONESIA MENURUT KOMODITI DAN NEGARA TUJUAN

JENIS BARANG	BERAT BERSIH (KG)		PERUB	NILAI FOB (US \$)		PERUB
	JAN-JUN 2005	JAN-JUN 2006	%	JAN-JUN 2005	JAN-JUN 2006	%
	(1)	(2)	(3)	(4)	(5)	(6)
UNITED KINGDOM	99498	67623	-32.04	610,075	337,377	-44.70
NETHERLANDS	37,316	7,950	-78.70	148,794	21,802	-85.35
FRANCE	0	16	-	0	66	-
GERMANY, FED. REP. OF	1,201,527	1,110,293	-7.59	6,621,980	7,356,501	11.09
BELGIUM	73,407	42,789	-41.71	449,561	238,161	-47.02
SWITZERLAND	24,072	24,596	2.18	108,101	101,868	-5.77
DENMARK	9,999	0	-100.00	35,325	0	-100.00
ITALY	100908	147,635	46.31	338,972	515,035	51.94
SPAIN	542083	348780	-35.66	1,629,490	1,128,579	-30.74
POLAND	35,986	81,703	127.04	118,311	217,252	83.63
ROMANIA	1796	1,796	0.00	7,964	8,309	4.33
LATVIA	0	10,198	-	0	36,893	-
RUSSIA FEDERATION	4	0	-100.00	152	0	-100.00
-PREPARAT PEMBASMI	18642241	25,096,593	34.62	34,444,262	50,792,447	47.46
JAPAN	2,085,084	2,723,671	30.63	2,296,394	4,701,427	104.73
HONG KONG	209166	48,122	-76.99	313,405	125,340	-60.01
KOREA, REPUBLIC OF	699728	503,892	-27.99	1,137,605	958,422	-15.75
TAIWAN	1,385,869	787,283	-43.19	1,817,888	1,262,771	-30.54
CHINA	344,857	601,537	74.43	2,407,132	5,551,398	130.62
PAPUA NEW GUINEA	45002	73250	62.77	34,723	63,037	81.54
THAILAND	3,239,587	3570614	10.22	4,687,167	6,063,896	29.37
SINGAPORE	477,117	3,485,858	630.61	536,916	4,188,958	680.19
PHILIPPINES	916,534	1,057,750	15.41	3,812,791	2,627,412	-31.09
MALAYSIA	1,955,250	2,646,498	35.35	6,209,831	6,754,579	8.77
MYANMAR (FORM. BURMA)	92,160	61,440	-33.33	52,530	38,092	-27.49
BRUNEI DARUSSALAM	1,049	1,035	-1.33	4,236	2,167	-48.84
VIET NAM	791,333	769,575	-2.75	3,930,948	3,637,299	-7.47
MALDIVES	49,479	19,008	-61.58	60,055	31,286	-47.90
INDIA	108,241	207,572	91.77	68,618	152,621	122.42
PAKISTAN	919,808	1,328,417	44.42	656,074	1,508,093	129.87
BANGLADESH	77,657	359,943	363.50	228,881	649,518	183.78
SRI LANKA	265,205	22,565	-91.49	354,881	44,205	-87.54
SAUDI ARABIA	0	2,869	-	0	45,035	-
JORDAN	454	0	-100.00	5,257	0	-100.00
LEBANON	141,180	124,438	-11.86	142,342	127,917	-10.13
YEMEN	1224	0	-100.00	6,289	0	-100.00
OMAN	328	597	82.01	1,629	6,121	275.75
TURKEY	0	2	-	0	1	-
UNITED ARAB EMIRATES	62837	97,130	54.57	48,661	69,911	43.67
LIBYAN ARAB JAMAHIRIYA	7,560	0	-100.00	8,624	0	-100.00
ALGERIA	0	20820	-	0	22,069	-
SUDAN	0	17,122	-	0	84,189	-
ERITREA	1,340	0	-100.00	3,553	0	-100.00
TANZANIA, UNITED	20,448	37044	81.16	12,960	43,044	232.13
MADAGASCAR	362431	581220	60.37	257,988	392,740	52.23
KENYA	87300	225,357	158.14	57,232	194,240	239.39
REUNION	0	47541	-	0	28,910	-
MOZAMBIQUE	0	41760	-	0	27,734	-
EQUATORIAL GUINEA	0	4,130	-	0	11,381	-
TOGO	202,932	110,601	-45.50	156,511	83,244	-46.81
GHANA	729,188	130079	-82.16	526,859	94,483	-82.07
GUINEA	0	21,600	-	0	11,344	-
ANGOLA	1,500	0	-100.00	1,054	0	-100.00
CONGO	40012	42,600	6.47	24,579	27,936	13.66
CAMEROON	61,500	20,690	-66.36	50,550	16,990	-66.39
NIGERIA	956	1,541	61.19	6,027	1,433	-76.22
GABON	36,703	0	-100.00	34,703	0	-100.00
COTE D'IVOIRE	148,524	183,217	23.36	141,873	161,428	13.78
SENEGAL	110585	12856	-88.37	91,144	43,397	-52.39
BENIN	105,120	1,961	-98.13	66,242	6,216	-90.62
GAMBIA	5,957	2,564	-56.96	32,726	4,370	-86.65
UGANDA	215,775	43,200	-79.98	130,472	27,936	-78.59
NIGER	0	20,160	-	0	12,816	-
SOUTH AFRICA	100,698	312,022	209.86	118,905	360,555	203.23
ZIMBABWE	0	37,798	-	0	23,195	-
MALAWI	0	59,360	-	0	35,596	-
MAURITIUS	118,870	351,871	196.01	122,324	310,779	154.06
VIRGIN ISLANDS (BRITISH)	0	189	-	0	2,924	-

TABEL 5. PERKEMBANGAN EKSPOR INDONESIA MENURUT KOMODITI DAN NEGARA TUJUAN

JENIS BARANG	BERAT BERSIH (KG)		PERUB	NILAI FOB (US \$)		PERUB
	JAN-JUN 2005	JAN-JUN 2006	%	JAN-JUN 2005	JAN-JUN 2006	%
	(1)	(2)	(3)	(4)	(5)	(6)
AUSTRALIA	133,452	183,610	37.59	171,534	160,788	-6.26
NEW ZEALAND	10039	12688	26.39	729,184	679,179	-6.86
MICRONESIA, FEDERATED	0	3,750	-	0	12,872	-
GUAM	2,250	2,250	0.00	3,167	5,868	85.29
NEW CALEDONIA	8,294	15,885	91.52	7,887	31,260	296.35
VANUATU	2,000	267	-86.65	1,480	476	-67.84
AMERICAN SAMOA	14,550	21,825	50.00	64,278	42,429	-33.99
COOK ISLANDS	480	4,351	806.46	610	4,181	585.41
FIJI	27680	99464	259.34	23,563	87,730	272.32
KIRIBATI	1,125	0	-100.00	1,347	0	-100.00
SAMOA	80,136	142,364	77.65	66,916	123,702	84.86
SOLOMON ISLANDS	1,135	138	-87.84	1,300	265	-79.62
TONGA	569	19,596	3,343.94	709	16,269	2,194.64
TUVALU	0	525	-	0	357	-
EAST TIMOR	36,110	2,114	-94.15	35,385	968	-97.26
UNITED STATES	32718	17440	-46.70	25,528	1,218,118	4,671.69
MEXICO	260786	1234341	373.32	326,738	1,535,082	369.82
GUATEMALA	90,000	255,725	184.14	88,200	232,511	163.62
HONDURAS	144,000	834,794	479.72	141,120	690,807	389.52
NICARAGUA	90000	188,092	108.99	88,200	155,573	76.39
PANAMA	0	20,250	-	0	16,407	-
SURINAME	2,254	1,246	-44.72	38,120	21,248	-44.26
VENEZUELA	42660	0	-100.00	37,662	0	-100.00
ARGENTINA	0	44200	-	0	29,622	-
BRAZIL	0	1	-	0	1	-
PERU	3196	8595	168.93	46,123	98,594	113.76
TRINIDAD AND TOBAGO	0	27,228	-	0	26,393	-
JAMAICA	152,538	111,878	-26.66	203,361	171,592	-15.62
BELIZE	8610	0	-100.00	7,715	0	-100.00
DOMINICAN REPUBLIC	165,000	18,082	-89.04	184,800	19,906	-89.23
EL SALVADOR	72,000	240,691	234.29	70,560	213,666	202.81
COSTA RICA	15,120	36,147	139.07	17,337	48,383	179.07
HAITI	189,993	188,554	-0.76	163,057	144,124	-11.61
BARBADOS	16,500	27,123	64.38	17,183	31,092	80.95
FRENCH GUIANA	7619	0	-100.00	15,798	0	-100.00
FRENCH POLYNESIA	17,548	35,311	101.23	26,211	40,568	54.77
MARTINIQUE	7,980	0	-100.00	10,671	0	-100.00
NETHERLANDS ANTILLES	0	611	-	0	1,506	-
GUADELOUPE	7,980	0	-100.00	10,690	0	-100.00
UNITED KINGDOM	0	43	-	0	230	-
NETHERLANDS	14,467	91	-99.37	13,935	446	-96.80
FRANCE	0	490	-	0	518	-
GERMANY, FED. REP. OF	66168	22315	-66.28	128,154	48,545	-62.12
AUSTRIA	0	200	-	0	100	-
BELGIUM	198000	0	-100.00	324,720	0	-100.00
SWITZERLAND	0	124	-	0	4,503	-
DENMARK	17,500	21,672	23.84	11,750	15,832	34.74
NORWAY	0	16	-	0	64	-
SWEDEN	0	29	-	0	120	-
IRELAND	34,560	84	-99.76	128,376	40	-99.97
ITALY	238346	177891	-25.36	347,042	3,974,638	1,045.29
SPAIN	0	7	-	0	20	-
GREECE	78,448	72,318	-7.81	109,279	87,369	-20.05
CZECHOSLOVAKIA	86908	120960	39.18	49,740	79,776	60.39
LATVIA	36974	60848	64.57	46,253	80,254	73.51
-DAMAR TIRUAN, BAHAN	542,293,990	620,011,189	14.33	762,609,994	842,523,121	10.48
JAPAN	116229127	116286110	0.05	176,626,994	179,181,873	1.45
HONG KONG	32,185,206	35374801	9.91	24,723,548	26,026,913	5.27
KOREA, DEMOCRATIC	12249	12870	5.07	13,557	32,256	137.93
KOREA, REPUBLIC OF	7192778	8038653	11.76	9,348,563	11,621,083	24.31
TAIWAN	5716210	9441586	65.17	10,113,507	16,432,614	62.48
CHINA	59,922,946	55,835,958	-6.82	51,420,870	48,875,435	-4.95
MONGOLIA	17	0	-100.00	131	0	-100.00
MACAU	0	26266	-	0	6,235	-
PAPUA NEW GUINEA	362,032	460037	27.07	832,297	1,049,827	26.14
THAILAND	10,716,811	8,385,363	-21.76	23,053,097	23,522,542	2.04
SINGAPORE	37,143,947	40,230,613	8.31	53,109,796	55,156,518	3.85
PHILIPPINES	12,219,858	11,953,818	-2.18	22,578,203	25,868,140	14.57

TABEL 5. PERKEMBANGAN EKSPOR INDONESIA MENURUT KOMODITI DAN NEGARA TUJUAN

JENIS BARANG	BERAT BERSIH (KG)		PERUB	NILAI FOB (US \$)		PERUB
	JAN-JUN 2005	JAN-JUN 2006	%	JAN-JUN 2005	JAN-JUN 2006	%
	(1)	(2)	(3)	(4)	(5)	(6)
MALAYSIA	42,641,009	46,923,224	10.04	56,482,311	59,424,524	5.21
MYANMAR (FORM. BURMA)	1,671,307	2218185	32.72	1,438,529	1,523,440	5.90
CAMBODIA	4,098	36,009	778.70	13,499	112,887	736.26
BRUNEI DARUSSALAM	245,934	194,498	-20.91	376,967	301,628	-19.99
NEPAL	3,517,839	98,985	-97.19	4,036,099	155,379	-96.15
VIET NAM	22211861	14660217	-34.00	30,107,259	20,376,001	-32.32
MALDIVES	129,683	66,342	-48.84	173,393	105,499	-39.16
INDIA	22,667,470	24,507,660	8.12	23,612,565	22,233,475	-5.84
PAKISTAN	1,006,406	1,652,269	64.18	2,607,388	3,877,691	48.72
BANGLADESH	7,684,512	13,877,834	80.59	7,272,103	12,245,097	68.38
SRI LANKA	1,491,119	4,457,902	198.96	2,781,110	4,826,622	73.55
IRAQ	2	0	-100.00	2	0	-100.00
IRAN (ISLAMIC REPUBLIC)	2385878	93,895	-96.06	2,550,438	298,369	-88.30
SAUDI ARABIA	1,453,569	3,389,326	133.17	4,111,755	6,205,766	50.93
KUWAIT	227,581	227,681	0.04	426,846	736,839	72.62
JORDAN	87116	91045	4.51	172,114	148,951	-13.46
LEBANON	414397	514836	24.24	619,389	906,580	46.37
YEMEN	500389	671079	34.11	686,535	1,118,239	62.88
OMAN	101,328	180550	78.18	183,557	307,184	67.35
SYRIA ARAB REPUBLIC	268,457	301,120	12.17	383,405	478,582	24.82
TURKEY	9,752,822	21159046	116.95	11,273,033	17,120,032	51.87
UNITED ARAB EMIRATES	5,126,796	9,058,865	76.70	7,666,388	11,291,815	47.29
QATAR	17549	39734	126.42	46,072	119,186	158.70
BAHRAIN	72238	47626	-34.07	111,684	106,435	-4.70
CYPRUS	23776	18318	-22.96	44,530	44,293	-0.53
EGYPT	2925348	4411959	50.82	3,566,462	4,521,496	26.78
LIBYAN ARAB JAMAHIRIYA	109,424	55,694	-49.10	213,473	180,297	-15.54
MOROCCO	26,282	77225	193.83	51,641	85,615	65.79
TUNISIA	62151	26,830	-56.83	126,194	58,225	-53.86
ALGERIA	8,820	0	-100.00	50,400	0	-100.00
SUDAN	302,492	168877	-44.17	453,004	423,085	-6.60
NAMIBIA	141	14830	10,417.73	338	33,982	9,953.85
ETHIOPIA	418,569	154,948	-62.98	323,417	180,689	-44.13
TANZANIA, UNITED	567,264	504,947	-10.99	817,103	710,230	-13.08
MADAGASCAR	325,831	111,988	-65.63	452,036	176,028	-61.06
SOMALIA	63,780	0	-100.00	98,158	0	-100.00
KENYA	104,850	75,287	-28.20	254,468	258,740	1.68
REUNION	96,520	105,720	9.53	144,674	148,991	2.98
MOZAMBIQUE	47,023	42,307	-10.03	40,573	54,542	34.43
TOGO	32872	209,801	538.24	34,584	310,472	797.73
GHANA	1,058,266	1,863,404	76.08	1,138,236	1,340,071	17.73
LIBERIA	77,433	57,292	-26.01	88,379	61,818	-30.05
GUINEA	711,071	2,700,184	279.73	722,157	3,086,776	327.44
ANGOLA	340,612	6,174	-98.19	484,993	11,490	-97.63
CONGO	67,983	37,254	-45.20	81,397	49,050	-39.74
CAMEROON	253,459	330,916	30.56	284,713	310,983	9.23
NIGERIA	3,117,112	4,849,343	55.57	4,894,768	7,169,316	46.47
GABON	36,056	18,068	-49.89	17,900	11,057	-38.23
COTE D'IVOIRE	64,272	20,301	-68.41	259,215	64,621	-75.07
SENEGAL	49200	73878	50.16	102,412	149,667	46.14
MAURITANIA	60,067	27,142	-54.81	85,173	36,885	-56.69
MALI	80,030	119,005	48.70	54,386	82,717	52.09
BENIN	25,371	106,133	318.32	25,857	108,717	320.45
BURKINA FASO	19,362	25,470	31.55	13,446	17,116	27.29
GUINEA BISSAU	0	119,700	-	0	466,830	-
GAMBIA	110,669	0	-100.00	169,257	0	-100.00
U.S. VIRGIN ISLANDS	273	25	-90.84	484	464	-4.13
SEYCHELLES	11,080	7054	-36.34	34,816	17,071	-50.97
UGANDA	6524	6,665	2.16	4,005	5,249	31.06
CENTRAL AFRICAN	11,742	5110	-56.48	8,109	7,322	-9.71
NIGER	170	0	-100.00	2,200	0	-100.00
DJIBOUTI	405,911	94563	-76.70	441,978	179,708	-59.34
SAO TOME AND PRINCIPE	0	14,097	-	0	22,510	-
SWAZILAND	156	0	-100.00	30	0	-100.00
SOUTH AFRICA	1,512,805	2,371,474	56.76	2,382,103	3,247,449	36.33
ZIMBABWE	16,611	9,993	-39.84	25,666	12,252	-52.26
ZAMBIA	0	42,000	-	0	50,306	-
MAURITIUS	1,098,048	1,320,542	20.26	1,424,140	1,551,355	8.93

TABEL 5. PERKEMBANGAN EKSPOR INDONESIA MENURUT KOMODITI DAN NEGARA TUJUAN

JENIS BARANG	BERAT BERSIH (KG)		PERUB	NILAI FOB (US \$)		PERUB
	JAN-JUN 2005	JAN-JUN 2006	%	JAN-JUN 2005	JAN-JUN 2006	%
	(1)	(2)	(3)	(4)	(5)	(6)
RWANDA	0	1,710	-	0	4,664	-
ZAIRE	4,192	16,247	287.57	7,051	21,970	211.59
VIRGIN ISLANDS (BRITISH)	0	152	-	0	1,102	-
AUSTRALIA	24,335,665	38,714,140	59.08	35,401,949	51,253,762	44.78
NEW ZEALAND	3,601,779	6,161,914	71.08	5,586,059	9,254,358	65.67
MICRONESIA, FEDERATED	351	8	-97.72	202	18	-91.09
GUAM	7,600	685	-90.99	10,151	4,362	-57.03
PALAU	1	5	400.00	2	73	3,550.00
NEW CALEDONIA	73,806	31,146	-57.80	88,487	40,301	-54.46
NORTHERN MARIANA	13,033	18	-99.86	7,459	260	-96.51
SAINT VINCENT AND THE	0	347	-	0	146	-
VANUATU	112	914	716.07	184	1,102	498.91
WALLIS AND FUTUNA	0	1,014	-	0	423	-
AMERICAN SAMOA	873	74	-91.52	980	244	-75.10
COOK ISLANDS	274	11	-95.99	1,517	97	-93.61
FIJI	403,222	262,593	-34.88	894,527	857,585	-4.13
MARSHALL ISLANDS	0	139	-	0	340	-
SAMOA	0	12,837	-	0	206,673	-
SOLOMON ISLANDS	3,550	4,082	14.99	6,647	1,941	-70.80
TONGA	6,414	0	-100.00	5,446	0	-100.00
EAST TIMOR	1,515,057	1,467,028	-3.17	2,404,063	2,038,077	-15.22
UNITED STATES	55,217,625	75,963,908	37.57	99,097,008	124,398,262	25.53
CANADA	1,761,685	1,802,917	2.34	3,889,996	3,898,545	0.22
MEXICO	501,105	395,782	-21.02	1,205,864	1,113,173	-7.69
GUATEMALA	196,615	126,813	-35.50	231,725	235,996	1.84
HONDURAS	30,485	27,606	-9.44	68,242	51,570	-24.43
NICARAGUA	5625	105	-98.13	115,855	46	-99.96
PANAMA	263,013	82,129	-68.77	462,463	136,491	-70.49
SURINAME	33,991	17,668	-48.02	50,673	107,522	112.19
CHILE	48,898	113,696	132.52	100,423	228,980	128.02
VENEZUELA	11,816	14,238	20.50	62,147	68,917	10.89
ARGENTINA	111,489	1,534,848	1,276.68	168,925	1,719,355	917.82
BRAZIL	164,181	1,679,764	923.12	284,000	2,091,506	636.45
COLOMBIA	91192	364,637	299.86	419,291	854,585	103.82
BOLIVIA	53	0	-100.00	443	0	-100.00
URUGUAY	21	31,875	151,685.71	277	44,259	15,877.98
PARAGUAY	0	10552	-	0	30,535	-
ECUADOR	45,828	22422	-51.07	89,677	30,146	-66.38
PERU	324,075	135976	-58.04	1,298,448	471,545	-63.68
GUYANA	18,689	28,322	51.54	10,076	48,991	386.21
TRINIDAD AND TOBAGO	0	6,669	-	0	17,462	-
BAHAMAS	347	0	-100.00	759	0	-100.00
JAMAICA	9,725	0	-100.00	10,706	0	-100.00
PUERTO RICO	90621	51,785	-42.86	182,517	86,091	-52.83
BELIZE	8,680	2916	-66.41	27,166	15,945	-41.31
DOMINICAN REPUBLIC	4,598	23457	410.16	8,973	112,385	1,152.48
EL SALVADOR	0	17588	-	0	23,467	-
COSTA RICA	10,163	15,925	56.70	34,909	40,664	16.49
HAITI	32424	24,189	-25.40	73,448	38,538	-47.53
ANTIGUA AND BARBUDA	17,509	2,963	-83.08	8,235	21,034	155.42
ARUBA	6	0	-100.00	75	0	-100.00
BERMUDA	145	705	386.21	948	4,796	405.91
CAYMAN ISLANDS	244	0	-100.00	244	0	-100.00
FRENCH GUIANA	0	932	-	0	1,135	-
FRENCH POLYNESIA	7100	4207	-40.75	19,390	28,198	45.43
MARTINIQUE	1810	1,173	-35.19	4,499	1,572	-65.06
NETHERLANDS ANTILLES	12985	15537	19.65	20,254	22,449	10.84
GUADELOUPE	5,931	2,787	-53.01	10,058	10,578	5.17
UNITED KINGDOM	6,082,778	14,626,318	140.45	11,582,390	21,349,056	84.32
NETHERLANDS	2,119,817	3,902,397	84.09	4,276,182	9,218,065	115.57
FRANCE	1190863	1206755	1.33	4,216,576	4,827,158	14.48
GERMANY, FED. REP. OF	2,211,717	1,470,687	-33.50	5,141,832	3,846,653	-25.19
AUSTRIA	17,886	38,622	115.93	72,726	78,781	8.33
BELGIUM	4120147	1329589	-67.73	10,521,829	2,285,966	-78.27
SWITZERLAND	253,469	909,400	258.78	326,631	1,116,626	241.86
LUXEMBOURG	0	496	-	0	360	-
DENMARK	82,643	77,895	-5.75	195,539	236,678	21.04
NORWAY	18,744	31,209	66.50	39,340	92,013	133.89

TABEL 5. PERKEMBANGAN EKSPOR INDONESIA MENURUT KOMODITI DAN NEGARA TUJUAN

JENIS BARANG	BERAT BERSIH (KG)		PERUB	NILAI FOB (US \$)		PERUB
	JAN-JUN 2005	JAN-JUN 2006	%	JAN-JUN 2005	JAN-JUN 2006	%
(1)	(2)	(3)	(4)	(5)	(6)	(7)
SWEDEN	18,485	109460	492.16	180,145	369,513	105.12
FINLAND	257818	197,117	-23.54	414,008	346,730	-16.25
IRELAND	316612	515,193	62.72	640,603	969,443	51.33
ITALY	2,831,057	813451	-71.27	4,736,352	2,040,620	-56.92
SPAIN	982,213	1,404,583	43.00	2,559,069	3,684,399	43.97
PORTUGAL	87,145	2,172,865	2,393.39	317,805	2,435,563	666.37
ICELAND	493616	176,000	-64.34	646,682	204,123	-68.44
GREECE	546,721	746,807	36.60	1,512,952	1,844,974	21.95
LIECHTENSTEIN	27	0	-100.00	2,322	0	-100.00
CZECHOSLOVAKIA	265390	96068	-63.80	343,751	136,331	-60.34
HUNGARY	40,789	56,882	39.45	84,733	112,924	33.27
POLAND	1,031,520	245,143	-76.23	1,681,130	755,692	-55.05
ROMANIA	4,967,539	2,500,927	-49.65	5,655,486	2,894,924	-48.81
BULGARIA	720,693	7,252	-98.99	896,338	18,270	-97.96
YUGOSLAVIA	944,357	568	-99.94	1,064,475	1,184	-99.89
ARMENIA	0	21,528	-	0	55,195	-
AZERBAIJAN	0	66000	-	0	77,632	-
KAZAKHSTAN	51	0	-100.00	861	0	-100.00
UKRAINE	2,489,955	2121385	-14.80	2,879,002	2,500,348	-13.15
LITHUANIA	76	17,517	22,948.68	410	24,240	5,812.20
LATVIA	39,438	33,336	-15.47	78,900	59,307	-24.83
ESTONIA	868	0	-100.00	1,350	0	-100.00
GEORGIA	0	44,022	-	0	49,267	-
CROATIA	1,232,920	7,927	-99.36	1,138,657	13,629	-98.80
MALTA	2,028	3,487	71.94	10,053	35,373	251.87
SLOVAKIA	286	5,817	1,933.92	1,135	17,853	1,472.95
SLOVENIA	1,193	5,431	355.24	1,667	3,678	120.64
CZECH REPUBLIC	16,483	21138	28.24	55,994	86,209	53.96
REP. OF MACEDONIA	0	982	-	0	3,078	-
FAEROE ISLANDS	11,799	0	-100.00	9,781	0	-100.00
RUSSIA FEDERATION	272,277	5,109,259	1,776.49	580,971	4,047,888	596.75
-BAHAN KERTAS	1,259,657,003	1,273,722,432	1.12	443,285,285	470,803,471	6.21
JAPAN	70,073,361	40253035	-42.56	29,120,282	16,116,887	-44.65
KOREA, REPUBLIC OF	382,970,102	288,583,528	-24.65	130,267,406	99,269,565	-23.80
TAIWAN	61,953,001	36195894	-41.58	24,081,299	13,666,342	-43.25
CHINA	440,161,296	637,643,352	44.87	156,489,813	245,336,400	56.77
THAILAND	4,601,495	2992260	-34.97	1,707,364	1,244,758	-27.09
SINGAPORE	209388	44,825	-78.59	77,916	6,613	-91.51
PHILIPPINES	9399400	4054900	-56.86	3,237,793	1,460,254	-54.90
MALAYSIA	8,969,301	5388400	-39.92	3,364,856	2,374,913	-29.42
VIET NAM	32,381,767	17,993,819	-44.43	10,777,702	6,308,972	-41.46
INDIA	56511501	75401904	33.43	19,235,540	28,426,547	47.78
PAKISTAN	0	200,000	-	0	48,465	-
BANGLADESH	1537314	11700796	661.12	584,807	4,037,185	590.34
IRAN (ISLAMIC REPUBLIC)	0	440,000	-	0	129,182	-
SAUDI ARABIA	0	4,500,000	-	0	1,419,845	-
KUWAIT	2008275	3,498,322	74.20	843,776	1,341,974	59.04
JORDAN	0	103,269	-	0	439,862	-
UNITED ARAB EMIRATES	3769839	5757737	52.73	1,585,101	2,298,981	45.04
REUNION	0	595	-	0	848	-
DJIBOUTI	0	1,140,000	-	0	405,113	-
AUSTRALIA	1990500	325	-99.98	658,855	107	-99.98
UNITED STATES	3985400	595	-99.99	1,474,598	486	-99.97
CANADA	0	98	-	0	199	-
ARGENTINA	0	500,000	-	0	149,570	-
URUGUAY	0	134	-	0	72	-
UNITED KINGDOM	0	185	-	0	2,469	-
NETHERLANDS	29,807,548	16,526,842	-44.55	9,972,944	6,061,357	-39.22
FRANCE	43,968,964	46,310,029	5.32	16,049,900	16,308,197	1.61
GERMANY, FED. REP. OF	17,441,346	0	-100.00	7,388,676	0	-100.00
SWITZERLAND	0	999,997	-	0	352,791	-
ITALY	87,917,205	71,003,025	-19.24	26,366,657	22,713,533	-13.86
BULGARIA	0	2,488,566	-	0	881,984	-
-ALAS KAKI (KULIT, KARET)	54,098,508	58,577,710	8.28	723,900,035	832,814,675	15.05
JAPAN	4,197,306	4,120,210	-1.84	46,738,630	50,314,346	7.65
HONG KONG	425,361	417,481	-1.85	5,229,809	5,657,131	8.17
KOREA, DEMOCRATIC	0	290	-	0	1,243	-
KOREA, REPUBLIC OF	629,579	1,142,940	81.54	9,462,403	13,784,446	45.68

TABEL 5. PERKEMBANGAN EKSPOR INDONESIA MENURUT KOMODITI DAN NEGARA TUJUAN

JENIS BARANG	BERAT BERSIH (KG)		PERUB	NILAI FOB (US \$)		PERUB
	JAN-JUN 2005	JAN-JUN 2006	%	JAN-JUN 2005	JAN-JUN 2006	%
	(1)	(2)	(3)	(4)	(5)	(6)
TAIWAN	604,902	721967	19.35	5,071,034	5,750,247	13.39
CHINA	423574	566,165	33.66	7,440,381	8,914,769	19.82
MONGOLIA	29	0	-100.00	209	0	-100.00
PAPUA NEW GUINEA	50,880	31,637	-37.82	211,415	283,509	34.10
THAILAND	234,079	315,192	34.65	2,584,927	3,831,591	48.23
SINGAPORE	1,048,576	2,039,590	94.51	14,575,712	24,587,803	68.69
PHILIPPINES	199,623	318,801	59.70	1,615,997	2,265,531	40.19
MALAYSIA	1,043,876	666,280	-36.17	8,403,414	6,445,987	-23.29
MYANMAR (FORM. BURMA)	56904	5568	-90.22	719,964	18,145	-97.48
BRUNEI DARUSSALAM	14,195	34,650	144.10	107,207	153,393	43.08
NEPAL	1218	1061	-12.89	13,017	10,140	-22.10
VIET NAM	98103	113115	15.30	1,359,913	969,795	-28.69
MALDIVES	148265	177,776	19.90	263,212	246,754	-6.25
INDIA	106,964	134,491	25.73	1,272,250	1,999,815	57.19
PAKISTAN	14486	3185	-78.01	151,456	32,850	-78.31
BANGLADESH	9,010	1,196	-86.73	70,204	1,668	-97.62
SRI LANKA	38,496	12,268	-68.13	277,961	255,002	-8.26
IRAN (ISLAMIC REPUBLIC)	815	0	-100.00	14,562	0	-100.00
SAUDI ARABIA	51507	97,138	88.59	282,847	268,234	-5.17
KUWAIT	10,139	7,599	-25.05	91,479	41,448	-54.69
JORDAN	9,049	11,174	23.48	63,415	37,941	-40.17
P. DEM.REP. OF YEMEN	0	1,823	-	0	45,033	-
LEBANON	13897	4,330	-68.84	159,975	76,243	-52.34
YEMEN	3,697	29162	688.80	45,621	92,259	102.23
OMAN	0	36	-	0	468	-
SYRIA ARAB REPUBLIC	225	0	-100.00	1,350	0	-100.00
TURKEY	282890	322,692	14.07	3,068,826	4,474,090	45.79
UNITED ARAB EMIRATES	354,003	300,898	-15.00	4,471,821	3,969,659	-11.23
QATAR	0	2,420	-	0	44,573	-
BAHRAIN	0	645	-	0	4,555	-
CYPRUS	16,084	15,296	-4.90	222,788	177,553	-20.30
EGYPT	34,483	19,191	-44.35	401,751	244,821	-39.06
MOROCCO	476	3,323	598.11	7,716	10,356	34.21
TUNISIA	1650	0	-100.00	17,284	0	-100.00
ALGERIA	0	1,747	-	0	4,540	-
SUDAN	0	22	-	0	84	-
ETHIOPIA	3	0	-100.00	49	0	-100.00
TANZANIA, UNITED	37,889	2,067	-94.54	126,527	2,843	-97.75
MADAGASCAR	103,896	67,601	-34.93	304,416	101,946	-66.51
KENYA	126	1164	823.81	1,747	2,368	35.55
REUNION	22,701	13,244	-41.66	24,975	77,888	211.86
MOZAMBIQUE	41804	22883	-45.26	86,984	39,237	-54.89
TOGO	1978	13,360	575.43	648	23,800	3,572.84
GHANA	9,970	3,740	-62.49	108,155	3,000	-97.23
LIBERIA	17119	65,082	280.17	32,000	66,750	108.59
GUINEA	7,830	18083	130.95	79,631	31,500	-60.44
ANGOLA	24000	9030	-62.38	12,597	12,325	-2.16
CONGO	90000	130000	44.44	156,000	208,687	33.77
CAMEROON	0	4	-	0	99	-
NIGERIA	53029	0	-100.00	74,502	0	-100.00
GABON	14,176	2330	-83.56	17,520	3,225	-81.59
SENEGAL	22,000	22,000	0.00	30,000	37,500	25.00
MAURITANIA	0	818	-	0	4,272	-
BURKINA FASO	1788	0	-100.00	32,318	0	-100.00
U.S. VIRGIN ISLANDS	11	3	-72.73	59	62	5.08
SEYCHELLES	1,241	12,190	882.27	5,265	17,900	239.98
UGANDA	40	137	242.50	271	3	-98.89
DJIBOUTI	407	1307	221.13	4,769	18,468	287.25
SAO TOME AND PRINCIPE	18669	1288	-93.10	18,000	1,001	-94.44
SOUTH AFRICA	325541	517791	59.06	4,002,789	6,621,041	65.41
ZIMBABWE	0	3,821	-	0	18,550	-
COMOROS	304	0	-100.00	2,345	0	-100.00
BURUNDI	912	0	-100.00	1,350	0	-100.00
MAURITIUS	49560	68467	38.15	220,164	109,093	-50.45
VIRGIN ISLANDS (BRITISH)	823	908	10.33	8,955	17,359	93.85
AUSTRALIA	561,302	627,982	11.88	9,741,034	9,188,609	-5.67
NEW ZEALAND	106,551	115,775	8.66	1,229,466	1,585,508	28.96
MICRONESIA, FEDERATED	0	48	-	0	110	-

TABEL 5. PERKEMBANGAN EKSPOR INDONESIA MENURUT KOMODITI DAN NEGARA TUJUAN

JENIS BARANG	BERAT BERSIH (KG)		PERUB	NILAI FOB (US \$)		PERUB
	JAN-JUN 2005	JAN-JUN 2006	%	JAN-JUN 2005	JAN-JUN 2006	%
	(1)	(2)	(3)	(4)	(5)	(6)
GUAM	14	40	185.71	209	1,342	542.11
PALAU	0	402	-	0	4,168	-
NEW CALEDONIA	2,440	2,561	4.96	14,664	18,574	26.66
NORTHERN MARIANA	627	0	-100.00	815	0	-100.00
SAINT VINCENT AND THE VANUATU	1489	40	-97.31	15,638	294	-98.12
AMERICAN SAMOA	105	318	202.86	172	605	251.74
COOK ISLANDS	4	370	9,150.00	24	5,172	21,450.00
FIJI	151	15	-90.07	1,820	135	-92.58
SAMOA	3,674	7,216	96.41	13,144	50,365	283.18
SOLOMON ISLANDS	0	55	-	0	71	-
TONGA	1974	2092	5.98	3,998	15,752	294.00
EAST TIMOR	1205	0	-100.00	639	0	-100.00
UNITED STATES	67,284	14509	-78.44	56,236	35,568	-36.75
CANADA	18,410,867	15653903	-14.97	251,877,461	237,859,893	-5.57
MEXICO	811,781	759988	-6.38	10,547,480	9,733,192	-7.72
GUATEMALA	1053824	892506	-15.31	10,778,966	9,774,559	-9.32
HONDURAS	3,065	0	-100.00	35,865	0	-100.00
PANAMA	1,051	7,672	629.97	11,266	46,341	311.33
CUBA	382660	470,083	22.85	5,250,098	6,767,676	28.91
SURINAME	11,884	3,850	-67.60	123,616	28,742	-76.75
CHILE	0	964	-	0	3,408	-
VENEZUELA	235841	262,348	11.24	3,082,276	4,038,661	31.03
ARGENTINA	32,619	4,900	-84.98	298,618	74,819	-74.94
BRAZIL	111,981	306,607	173.80	1,514,329	4,312,017	184.75
COLOMBIA	134174	150966	12.52	2,020,245	2,041,592	1.06
URUGUAY	20,016	26,702	33.40	272,103	436,400	60.38
PARAGUAY	20,082	26441	31.67	312,230	429,742	37.64
ECUADOR	0	6,526	-	0	81,662	-
PERU	44404	53,438	20.35	589,350	699,589	18.71
GUYANA	25,095	28,477	13.48	299,462	473,909	58.25
BAHAMAS	389	0	-100.00	1,120	0	-100.00
JAMAICA	0	48	-	0	982	-
PUERTO RICO	94	0	-100.00	866	0	-100.00
BELIZE	3345	971	-70.97	16,256	10,565	-35.01
DOMINICAN REPUBLIC	2304	0	-100.00	4,860	0	-100.00
EL SALVADOR	19048	4,430	-76.74	151,959	24,438	-83.92
COSTA RICA	76,726	56	-99.93	832,775	1,067	-99.87
ANTIGUA AND BARBUDA	3496	6,788	94.16	27,733	30,240	9.04
ARUBA	736	38	-94.84	951	378	-60.25
BERMUDA	113	0	-100.00	1,341	0	-100.00
FRENCH GUIANA	0	671	-	0	4,423	-
FRENCH POLYNESIA	0	42	-	0	527	-
MARTINIQUE	1,299	2168	66.90	7,299	8,748	19.85
NETHERLANDS ANTILLES	6098	481	-92.11	15,805	2,004	-87.32
SAINT LUCIA	2428	1579	-34.97	27,303	24,684	-9.59
GUADELOUPE	1856	0	-100.00	7,684	0	-100.00
SAINT KITTS AND NEVIS	5209	2,474	-52.51	13,279	18,848	41.94
UNITED KINGDOM	0	175	-	0	251	-
NETHERLANDS	4,921,726	5,612,995	14.05	67,137,716	78,106,105	16.34
FRANCE	2,772,878	4,289,858	54.71	39,864,785	65,659,308	64.71
GERMANY, FED. REP. OF	1,178,745	1,062,723	-9.84	15,587,601	15,857,411	1.73
AUSTRIA	2,735,694	4,061,692	48.47	43,190,667	64,892,756	50.25
BELGIUM	37,209	66,016	77.42	528,351	782,485	48.10
SWITZERLAND	3,413,920	3,861,584	13.11	54,268,595	63,887,651	17.72
MONACO	87,479	85,042	-2.79	1,044,297	1,168,732	11.92
DENMARK	8	7285	90,962.50	116	94,262	81,160.34
NORWAY	241107	312,802	29.74	3,104,223	5,745,654	85.09
SWEDEN	69,198	85,026	22.87	1,078,373	1,321,652	22.56
FINLAND	323,108	544,891	68.64	4,430,664	8,673,284	95.76
IRELAND	80,136	28,402	-64.56	1,418,416	547,648	-61.39
ITALY	132,161	163,755	23.91	1,270,574	1,525,512	20.06
SPAIN	2495664	3,376,566	35.30	27,842,718	43,075,746	54.71
PORTUGAL	1354705	1,643,468	21.32	11,294,838	19,961,537	76.73
GREECE	274,015	168088	-38.66	10,909,179	4,683,355	-57.07
LIECHTENSTEIN	250828	361,842	44.26	3,206,045	4,744,325	47.98
HUNGARY	8	0	-100.00	117	0	-100.00
POLAND	22,162	11,091	-49.95	265,922	134,828	-49.30
	36091	107,818	198.74	452,973	1,492,680	229.53

TABEL 5. PERKEMBANGAN EKSPOR INDONESIA MENURUT KOMODITI DAN NEGARA TUJUAN

JENIS BARANG	BERAT BERSIH (KG)		PERUB	NILAI FOB (US \$)		PERUB
	JAN-JUN 2005	JAN-JUN 2006	%	JAN-JUN 2005	JAN-JUN 2006	%
(1)	(2)	(3)	(4)	(5)	(6)	(7)
ROMANIA	2,379	2,492	4.75	31,747	43,721	37.72
BULGARIA	5287	7,012	32.63	58,094	63,617	9.51
YUGOSLAVIA	792	5,802	632.58	10,990	47,759	334.57
TAJIKISTAN	44	0	-100.00	864	0	-100.00
UKRAINE	18,038	26,085	44.61	275,683	434,362	57.56
UZBEKISTAN	1	0	-100.00	6	0	-100.00
LITHUANIA	4023	1050	-73.90	80,865	30,535	-62.24
LATVIA	19,131	2665	-86.07	383,785	78,478	-79.55
ESTONIA	1,586	682	-57.00	26,787	10,156	-62.09
CROATIA	25,085	12,817	-48.91	287,586	195,452	-32.04
MALTA	2614	527	-79.84	4,362	2,425	-44.41
SLOVAKIA	278,169	371,388	33.51	14,564,446	15,795,271	8.45
SLOVENIA	10,837	32,551	200.37	131,178	386,398	194.56
CZECH REPUBLIC	13,423	16,107	20.00	176,230	244,277	38.61
RUSSIA FEDERATION	150794	182196	20.82	2,000,201	2,856,724	42.82
-PRODUK KERAMIK	305844040	303,559,259	-0.75	132,303,177	147,256,037	11.30
JAPAN	4,941,211	4,647,618	-5.94	9,814,815	13,357,428	36.09
HONG KONG	680,912	641,592	-5.77	1,144,762	995,134	-13.07
KOREA, REPUBLIC OF	19886167	23165201	16.49	6,257,998	10,680,948	70.68
TAIWAN	13455106	20951616	55.71	8,883,056	6,091,102	-31.43
CHINA	359505	457516	27.26	484,858	755,004	55.72
MACAU	0	9,612	-	0	106,220	-
PAPUA NEW GUINEA	424338	130145	-69.33	83,203	26,079	-68.66
THAILAND	19077042	18842149	-1.23	4,587,996	4,874,810	6.25
SINGAPORE	28865768	2978864	-89.68	4,820,249	2,315,109	-51.97
PHILIPPINES	3,461,200	5,527,105	59.69	990,800	1,567,342	58.19
MALAYSIA	35437554	25903342	-26.90	7,011,098	5,391,951	-23.09
MYANMAR (FORM. BURMA)	571927	541860	-5.26	114,683	85,962	-25.04
CAMBODIA	673,335	781998	16.14	151,347	169,518	12.01
BRUNEI DARUSSALAM	1,817,408	1,212,322	-33.29	482,451	372,051	-22.88
LAO PEOPLE'S	149,799	111,844	-25.34	47,123	38,369	-18.58
VIET NAM	244115	726281	197.52	89,251	204,065	128.64
MALDIVES	1,713,502	1,796,093	4.82	401,556	434,362	8.17
INDIA	955,300	741,582	-22.37	934,011	1,060,087	13.50
PAKISTAN	6,213,824	4,680,775	-24.67	1,176,121	831,794	-29.28
BANGLADESH	137,118	233,879	70.57	139,692	166,336	19.07
SRI LANKA	4,161,310	6,212,137	49.28	862,897	1,215,657	40.88
AFGHANISTAN	24,320	24,320	0.00	21,432	21,615	0.85
IRAN (ISLAMIC REPUBLIC)	2,277	15,688	588.98	12,857	59,480	362.63
SAUDI ARABIA	8,817,836	13,351,110	51.41	1,714,272	2,128,562	24.17
KUWAIT	3,824,930	591,836	-84.53	763,932	213,763	-72.02
JORDAN	330,107	178,742	-45.85	57,055	42,246	-25.96
LEBANON	74,145	3,008	-95.94	20,862	4,434	-78.75
YEMEN	328507	774567	135.78	82,044	191,647	133.59
OMAN	739	25	-96.62	5,235	602	-88.50
SYRIA ARAB REPUBLIC	0	1,133	-	0	14,567	-
TURKEY	2770130	1,972,434	-28.80	1,153,882	821,474	-28.81
UNITED ARAB EMIRATES	2,744,851	2362337	-13.94	1,367,993	1,771,311	29.48
QATAR	486227	526322	8.25	201,652	454,222	125.25
BAHRAIN	332,630	437,907	31.65	73,486	144,746	96.97
CYPRUS	129,562	84980	-34.41	41,951	45,125	7.57
EGYPT	335,636	466,041	38.85	265,349	258,416	-2.61
MOROCCO	0	4,796	-	0	7,251	-
TUNISIA	595	3,427	475.97	1,416	4,640	227.68
SUDAN	0	213,398	-	0	35,601	-
NAMIBIA	1,418	649	-54.23	1,765	1,064	-39.72
ETHIOPIA	41,681	50	-99.88	7,760	390	-94.97
TANZANIA, UNITED	70,656	343	-99.51	7,387	862	-88.33
MADAGASCAR	4,485	73,285	1,534.00	1,293	13,883	973.70
KENYA	1	26,208	2,620,700.00	10	4,583	45,730.00
REUNION	371,319	1,084,857	192.16	702,743	213,029	-69.69
MOZAMBIQUE	2,656	42,122	1,485.92	3,033	7,493	147.05
BOTSWANA	0	20,400	-	0	3,890	-
TOGO	4,274	0	-100.00	1,400	0	-100.00
GHANA	11,176	0	-100.00	6,070	0	-100.00
GUINEA	100	265	165.00	87	721	728.74
ANGOLA	162,730	204,436	25.63	58,923	34,434	-41.56
CAMEROON	0	35,998	-	0	6,050	-

TABEL 5. PERKEMBANGAN EKSPOR INDONESIA MENURUT KOMODITI DAN NEGARA TUJUAN

JENIS BARANG	BERAT BERSIH (KG)		PERUB	NILAI FOB (US \$)		PERUB
	JAN-JUN 2005	JAN-JUN 2006	%	JAN-JUN 2005	JAN-JUN 2006	%
	(1)	(2)	(3)	(4)	(5)	(6)
NIGERIA	348,096	270,192	-22.38	79,600	55,165	-30.70
GABON	5,308	5,265	-0.81	6,151	7,410	20.47
COTE D'IVOIRE	2822	20	-99.29	1,773	19	-98.93
SENEGAL	428	6,121	1,330.14	280	6,875	2,355.36
BENIN	0	12,172	-	0	20,930	-
U.S. VIRGIN ISLANDS	132	0	-100.00	206	0	-100.00
SEYCHELLES	141	110,720	78,424.82	1,062	109,780	10,237.10
UGANDA	0	183	-	0	4	-
SAO TOME AND PRINCIPE	14151	2318	-83.62	13,600	1,800	-86.76
SOUTH AFRICA	3,839,047	4,690,336	22.17	3,477,304	8,046,021	131.39
MAURITIUS	2,102,094	2,181,040	3.76	375,215	400,033	6.61
VIRGIN ISLANDS (BRITISH)	0	1	-	0	9	-
AUSTRALIA	17,711,393	20,071,888	13.33	7,503,963	7,371,645	-1.76
NEW ZEALAND	1,552,374	1,394,204	-10.19	689,600	647,044	-6.17
MICRONESIA, FEDERATED	755	0	-100.00	1,523	0	-100.00
GUAM	4,853	94,810	1,853.64	7,064	32,941	366.32
PALAU	0	75	-	0	279	-
NEW CALEDONIA	9,848	11,863	20.46	20,656	17,355	-15.98
NORTHERN MARIANA	1,887	2,633	39.53	7,053	4,561	-35.33
SAINT VINCENT AND THE	1,363	818	-39.99	1,892	1,258	-33.51
VANUATU	361	194,277	53,716.34	242	71,967	29,638.43
WALLIS AND FUTUNA	0	2,442	-	0	2,712	-
AMERICAN SAMOA	49,440	0	-100.00	10,382	0	-100.00
COOK ISLANDS	46,997	43,635	-7.15	11,459	11,023	-3.80
FIJI	771,097	416,272	-46.02	294,698	141,315	-52.05
MARSHALL ISLANDS	0	3758	-	0	708	-
TONGA	4133	18,531	348.37	3,014	5,477	81.72
CHRISTMAS ISLANDS	591	0	-100.00	1,050	0	-100.00
UNITED STATES MINOR	157	0	-100.00	315	0	-100.00
EAST TIMOR	114,933	528,539	359.87	37,358	130,519	249.37
UNITED STATES	74,936,661	89586531	19.55	39,012,096	42,497,208	8.93
CANADA	5,863,521	5,936,653	1.25	3,731,616	3,300,958	-11.54
MEXICO	368,272	819,619	122.56	297,480	1,359,539	357.02
GUATEMALA	577,317	560,116	-2.98	105,552	115,166	9.11
HONDURAS	33	161,210	488,415.15	50	45,061	90,022.00
NICARAGUA	0	129	-	0	56	-
PANAMA	440,564	400,300	-9.14	96,502	89,626	-7.13
CUBA	13,193	914	-93.07	50,847	390	-99.23
CHILE	667,449	518,663	-22.29	222,580	190,854	-14.25
VENEZUELA	39,153	10,106	-74.19	18,057	19,155	6.08
ARGENTINA	34,610	52,844	52.68	33,957	38,503	13.39
BRAZIL	8453	8247	-2.44	15,774	10,383	-34.18
COLOMBIA	168,753	64,864	-61.56	37,057	33,260	-10.25
BOLIVIA	0	19	-	0	26	-
URUGUAY	22,450	1,041	-95.36	5,679	1,272	-77.60
ECUADOR	174,288	72,892	-58.18	36,155	19,229	-46.82
PERU	185,256	47,238	-74.50	51,833	15,543	-70.01
GUYANA	4197	0	-100.00	1,350	0	-100.00
TRINIDAD AND TOBAGO	253,736	74,622	-70.59	64,165	21,282	-66.83
BAHAMAS	6,323	5,165	-18.31	45,481	55,814	22.72
JAMAICA	354,970	630,710	77.68	97,558	134,336	37.70
PUERTO RICO	1,615,617	656,229	-59.38	385,764	196,069	-49.17
BELIZE	1,470	35	-97.62	1,554	209	-86.55
DOMINICAN REPUBLIC	6,248	4,408	-29.45	12,325	3,976	-67.74
EL SALVADOR	4,215	171	-95.94	1,949	350	-82.04
COSTA RICA	79,042	6,413	-91.89	35,826	5,878	-83.59
HAITI	18,985	38	-99.80	6,595	26	-99.61
BARBADOS	16	6,127	38,193.75	15	6,650	44,233.33
ANTIGUA AND BARBUDA	722	106	-85.32	1,630	50	-96.93
ANGUILLA	1,370	0	-100.00	1,654	0	-100.00
ARUBA	4,077	82,120	1,914.23	8,437	28,182	234.03
BERMUDA	96	278	189.58	555	1,883	239.28
CAYMAN ISLANDS	145	1,436	890.34	158	640	305.06
DOMINICA	986	0	-100.00	2,542	0	-100.00
FRENCH GUIANA	0	1,056	-	0	710	-
FRENCH POLYNESIA	448,701	450,182	0.33	65,100	143,038	119.72
GRENADA	0	73,845	-	0	19,018	-
MARTINIQUE	133	1,178	785.71	183	2,385	1,203.28

TABEL 5. PERKEMBANGAN EKSPOR INDONESIA MENURUT KOMODITI DAN NEGARA TUJUAN

JENIS BARANG	BERAT BERSIH (KG)		PERUB	NILAI FOB (US \$)		PERUB
	JAN-JUN 2005	JAN-JUN 2006	%	JAN-JUN 2005	JAN-JUN 2006	%
	(1)	(2)	(3)	(4)	(5)	(6)
NETHERLANDS ANTILLES	865	681	-21.27	878	1,279	45.67
NORFOLK ISLANDS	0	509	-	0	706	-
SAINT LUCIA	0	24,370	-	0	5,193	-
TURKS AND CAICOS	0	4,469	-	0	1,283	-
GUADELOUPE	503	3,716	638.77	1,757	5,609	219.24
UNITED KINGDOM	2,297,427	4,091,609	78.10	4,784,775	7,043,081	47.20
NETHERLANDS	1,476,565	1,121,585	-24.04	1,295,782	842,334	-34.99
FRANCE	617,682	1,450,830	134.88	918,322	1,648,236	79.48
GERMANY, FED. REP. OF	618,555	680,382	10.00	1,497,933	1,028,885	-31.31
AUSTRIA	14,034	3,459	-75.35	37,744	13,542	-64.12
BELGIUM	1,362,078	2,234,010	64.01	1,851,528	2,162,051	16.77
SWITZERLAND	19,834	182,032	817.78	33,567	459,650	1,269.35
DENMARK	93,499	166,266	77.83	57,387	116,618	103.21
NORWAY	2,334,367	1,282,486	-45.06	604,785	440,005	-27.25
SWEDEN	588,327	905,842	53.97	483,804	304,647	-37.03
FINLAND	50,449	164,151	225.38	359,173	1,106,109	207.96
IRELAND	415,842	201,376	-51.57	193,550	289,529	49.59
ITALY	7,035,731	7,469,718	6.17	3,618,582	5,048,662	39.52
SPAIN	1,286,013	594,090	-53.80	1,244,441	942,071	-24.30
PORTUGAL	16,503	39,770	140.99	33,432	56,507	69.02
ICELAND	32,500	0	-100.00	33,077	0	-100.00
MONTSERAT	0	17,280	-	0	2,957	-
GREECE	3,110,110	2,531,669	-18.60	733,482	513,778	-29.95
HUNGARY	4,713	50,904	980.08	6,490	29,113	348.58
POLAND	1,928,587	1,290,540	-33.08	369,148	313,063	-15.19
ROMANIA	7,069	38,017	437.80	8,042	97,182	1,108.43
BULGARIA	35,903	1,642	-95.43	124,625	2,656	-97.87
YUGOSLAVIA	1,923	88,108	4,481.80	3,553	18,095	409.29
KAZAKHSTAN	0	3	-	0	67	-
UKRAINE	313,818	300,317	-4.30	972,440	921,567	-5.23
UZBEKISTAN	1	0	-100.00	7	0	-100.00
LITHUANIA	74	203	174.32	398	931	133.92
LATVIA	0	11,165	-	0	24,020	-
ESTONIA	51,458	225,944	339.08	12,017	51,738	330.54
GEORGIA	0	47	-	0	226	-
CROATIA	27,272	1,589	-94.17	8,221	4,145	-49.58
MALTA	42,690	128,196	200.30	33,755	36,117	7.00
SLOVAKIA	46	178,208	387,308.70	97	67,967	69,969.07
SLOVENIA	1,551	9,492	511.99	2,337	27,278	1,067.22
CZECH REPUBLIC	3,070	11,267	267.00	2,663	5,371	101.69
RUSSIA FEDERATION	2,247,764	2,258,627	0.48	929,993	934,765	0.51
-EMAS BATANGAN	9527	18973	99.15	107,187,852	310,425,062	189.61
JAPAN	933	2,033	117.90	12,603	314,608	2,396.29
HONG KONG	1,401	651	-53.53	19,298,246	13,968,934	-27.62
THAILAND	2,067	0	-100.00	28,221,911	0	-100.00
SINGAPORE	1,316	8,173	521.05	18,293,906	155,168,320	748.20
MALAYSIA	200	1,947	873.50	2,767,943	37,462,953	1,253.46
AUSTRALIA	3,610	4,093	13.38	38,593,243	73,976,697	91.68
SWITZERLAND	0	2,076	-	0	29,533,550	-
-PESAWAT UDARA DAN	1602514	3918102	144.50	52,652,283	181,876,029	245.43
JAPAN	20,877	11,317	-45.79	2,232,902	2,795,308	25.19
HONG KONG	44,728	29,803	-33.37	2,394,108	694,475	-70.99
KOREA, REPUBLIC OF	793	1,543	94.58	775,846	879,787	13.40
TAIWAN	3,716	6	-99.84	18,200	178	-99.02
CHINA	76	162,243	213,377.63	8,803	1,686,618	19,059.58
MACAU	2,500	0	-100.00	350,000	0	-100.00
PAPUA NEW GUINEA	32	3,028	9,362.50	19,568	568,950	2,807.55
THAILAND	46,613	125,475	169.18	1,790,659	997,407	-44.30
SINGAPORE	53,074	652,839	1,130.05	6,219,950	78,476,131	1,161.68
PHILIPPINES	158	593	275.32	43,807	471,296	975.85
MALAYSIA	20,745	371,880	1,692.62	6,794,215	44,333,493	552.52
BRUNEI DARUSSALAM	190	171	-10.00	59,934	66,372	10.74
VIET NAM	0	21,377	-	0	502,650	-
INDIA	2,056	7,650	272.08	1,016,000	500,350	-50.75
PAKISTAN	539	1,054	95.55	233,619	1,260,800	439.68
BANGLADESH	6,749	0	-100.00	1,341,500	0	-100.00
SRI LANKA	0	45	-	0	100	-
IRAN (ISLAMIC REPUBLIC)	8,960	874	-90.25	2,480,000	30,000	-98.79

TABEL 5. PERKEMBANGAN EKSPOR INDONESIA MENURUT KOMODITI DAN NEGARA TUJUAN

JENIS BARANG	BERAT BERSIH (KG)		PERUB	NILAI FOB (US \$)		PERUB
	JAN-JUN 2005	JAN-JUN 2006	%	JAN-JUN 2005	JAN-JUN 2006	%
	(1)	(2)	(3)	(4)	(5)	(6)
SAUDI ARABIA	168	25	-85.12	4,500	1	-99.98
JORDAN	0	375	-	0	10,000	-
YEMEN	260,000	0	-100.00	4,000,000	0	-100.00
TURKEY	55,035	224	-99.59	1,584,349	145,631	-90.81
UNITED ARAB EMIRATES	3,064	137,324	4,381.85	387,936	825,998	112.92
LIBYAN ARAB JAMAHIRIYA	0	150,000	-	0	2,000,000	-
KENYA	75	254	238.67	2,580	29,860	1,057.36
BENIN	0	172	-	0	380	-
SOUTH AFRICA	5,456	107,369	1,867.91	10,334	1,525,220	14,659.24
AUSTRALIA	2600	216622	8,231.62	1,001,868	2,140,774	113.68
NEW ZEALAND	31,250	4,025	-87.12	2,880	100,371	3,385.10
FIJI	192	0	-100.00	1,230	0	-100.00
EAST TIMOR	281	0	-100.00	219	0	-100.00
UNITED STATES	285281	547543	91.93	3,839,905	14,251,134	271.13
CANADA	195	237	21.54	7,000	56,643	709.19
PERU	31	0	-100.00	350	0	-100.00
FRENCH POLYNESIA	19	0	-100.00	1,579	0	-100.00
UNITED KINGDOM	422278	1210549	186.67	9,013,597	17,155,906	90.33
NETHERLANDS	25561	18421	-27.93	910,015	923,489	1.48
FRANCE	7337	13090	78.41	166,307	926,166	456.90
GERMANY, FED. REP. OF	13171	33687	155.77	1,093,197	4,263,998	290.05
AUSTRIA	352	0	-100.00	10,000	0	-100.00
BELGIUM	807	4525	460.72	174,548	533,900	205.88
SWITZERLAND	34971	6855	-80.40	328,285	145,947	-55.54
DENMARK	0	453	-	0	33,746	-
NORWAY	0	4620	-	0	502,500	-
SWEDEN	39	0	-100.00	4,475	0	-100.00
IRELAND	117	33,193	28,270.09	4,200	601,500	14,221.43
ITALY	2,160	709	-67.18	165,227	58,591	-64.54
SPAIN	185,522	3,911	-97.89	3,081,153	1,876,312	-39.10
PORTUGAL	1,881	0	-100.00	750	0	-100.00
GREECE	960	0	-100.00	771	0	-100.00
POLAND	518	102	-80.31	1,634	770	-52.88
ROMANIA	10,998	0	-100.00	532,000	0	-100.00
BULGARIA	1,824	0	-100.00	20,000	0	-100.00
MOLDOVA, REPUBLIC OF	22,300	0	-100.00	250,000	0	-100.00
ESTONIA	55	0	-100.00	550	0	-100.00
CROATIA	0	65	-	0	100	-
RUSSIA FEDERATION	16,210	33,854	108.85	271,733	503,177	85.17
-KAPAL LAUT DAN	128,198,417	121,706,454	-5.06	106,026,531	123,658,545	16.63
JAPAN	47	41,864	88,972.34	5,335	27,979	424.44
HONG KONG	55,000	0	-100.00	299,118	0	-100.00
KOREA, REPUBLIC OF	112020	23441	-79.07	27,543	30,025	9.01
TAIWAN	90	0	-100.00	120	0	-100.00
CHINA	0	16,757,064	-	0	2,520,934	-
THAILAND	1350001	677266	402.02	239,825	6,597,275	2,650.87
SINGAPORE	107144938	89252961	-16.70	42,778,678	100,089,208	133.97
PHILIPPINES	0	650	-	0	130	-
MALAYSIA	2251309	3185309	41.49	5,264,086	2,376,112	-54.86
MYANMAR (FORM. BURMA)	3934754	0	-100.00	7,320,000	0	-100.00
BRUNEI DARUSSALAM	0	5000	-	0	1,057	-
VIET NAM	0	343160	-	0	193,176	-
INDIA	137,800	398,660	189.30	111,474	1,316,779	1,081.24
PAKISTAN	126	233	84.92	14,927	13,123	-12.09
SAUDI ARABIA	8660	20860	140.88	22,635	55,748	146.29
KUWAIT	0	984	-	0	29,700	-
UNITED ARAB EMIRATES	2248000	2979766	32.55	3,534,500	2,720,398	-23.03
KENYA	0	8997	-	0	30,000	-
NIGERIA	100	0	-100.00	1,020	0	-100.00
SOUTH AFRICA	561	0	-100.00	4,019	0	-100.00
MAURITIUS	0	5301	-	0	5,721	-
AUSTRALIA	1807575	310000	-82.85	2,912,060	726,300	-75.06
SOLOMON ISLANDS	0	15257	-	0	18,478	-
UNITED STATES	3859	68172	1,666.57	61,812	14,880	-75.93
UNITED KINGDOM	0	2604	-	0	65,789	-
NETHERLANDS	7326	569000	7,666.86	275,128	6,509,322	2,265.92
FRANCE	41	2012	4,807.32	858	28,633	3,237.18
GERMANY, FED. REP. OF	0	79	-	0	510	-

TABEL 5. PERKEMBANGAN EKSPOR INDONESIA MENURUT KOMODITI DAN NEGARA TUJUAN

JENIS BARANG	BERAT BERSIH (KG)		PERUB	NILAI FOB (US \$)		PERUB
	JAN-JUN 2005	JAN-JUN 2006	%	JAN-JUN 2005	JAN-JUN 2006	%
	(1)	(2)	(3)	(4)	(5)	(6)
BELGIUM	51000	0	-100.00	71,695	0	-100.00
DENMARK	0	440	-	0	16,394	-
FINLAND	0	424	-	0	217	-
ITALY	0	3000	-	0	78,065	-
BULGARIA	0	931000	-	0	152,092	-
RUSSIA FEDERATION	9085210	2950	-99.97	43,081,698	40,500	-99.91
-PERLENGKAPAN	12286143	14185667	15.46	85,730,509	91,716,748	6.98
JAPAN	643,530	576,570	-10.41	10,051,365	9,716,519	-3.33
HONG KONG	415644	219964	-47.08	2,009,463	1,302,256	-35.19
KOREA, REPUBLIC OF	211243	338118	60.06	931,923	705,249	-24.32
TAIWAN	25980	14061	-45.88	134,018	66,634	-50.28
CHINA	197955	313265	58.25	1,442,619	2,312,296	60.28
MONGOLIA	5197	0	-100.00	39,965	0	-100.00
PAPUA NEW GUINEA	0	1,903	-	0	9,071	-
THAILAND	16931	26,775	58.14	128,815	124,426	-3.41
SINGAPORE	51527	228723	343.89	1,433,839	2,533,262	76.68
PHILIPPINES	81038	106738	31.71	135,793	222,321	63.72
MALAYSIA	254270	234857	-7.63	800,715	901,006	12.53
CAMBODIA	0	62590	-	0	25,045	-
BRUNEI DARUSSALAM	271	1313	384.50	1,407	27,731	1,870.93
VIET NAM	10734	453	-95.78	35,408	3,824	-89.20
MALDIVES	243	2384	881.07	786	4,022	411.70
INDIA	49876	75836	52.05	272,361	514,979	89.08
PAKISTAN	94,873	161,376	70.10	288,576	457,498	58.54
BANGLADESH	0	9,960	-	0	5,236	-
SRI LANKA	105,237	110,623	5.12	105,040	96,354	-8.27
IRAN (ISLAMIC REPUBLIC)	45	16,443	36,440.00	45	38,524	85,508.89
SAUDI ARABIA	127820	296731	132.15	162,296	297,733	83.45
KUWAIT	1752	5395	207.93	6,905	31,592	357.52
JORDAN	19489	37187	90.81	37,234	80,922	117.33
LEBANON	14487	19024	31.32	31,290	41,692	33.24
YEMEN	0	78	-	0	118	-
OMAN	4284	0	-100.00	10,322	0	-100.00
TURKEY	3636	5153	41.72	20,300	35,910	76.90
UNITED ARAB EMIRATES	104557	85883	-17.86	553,156	518,546	-6.26
BAHRAIN	173	43	-75.14	840	184	-78.10
CYPRUS	6,587	3,176	-51.78	31,036	23,472	-24.37
EGYPT	13474	4606	-65.82	86,249	29,426	-65.88
MOROCCO	6489	4072	-37.25	37,429	30,232	-19.23
TUNISIA	0	436	-	0	2,489	-
ALGERIA	0	10005	-	0	9,108	-
SUDAN	16503	14697	-10.94	102,878	95,141	-7.52
REUNION	3759	3,759	0.00	9,216	9,677	5.00
MOZAMBIQUE	0	112	-	0	1,440	-
GHANA	184	0	-100.00	128	0	-100.00
ANGOLA	0	199	-	0	375	-
CAMEROON	298	52	-82.55	415	1,042	151.08
NIGERIA	12,407	6066	-51.11	8,665	22,254	156.83
BENIN	0	579	-	0	682	-
UGANDA	0	535	-	0	3,467	-
NIGER	0	4,861	-	0	32,479	-
DJIBOUTI	420	0	-100.00	535	0	-100.00
SOUTH AFRICA	12854	24,560	91.07	74,288	110,831	49.19
ZIMBABWE	427	0	-100.00	349	0	-100.00
MAURITIUS	196	0	-100.00	2,500	0	-100.00
VIRGIN ISLANDS (BRITISH)	32,446	0	-100.00	195,575	0	-100.00
AUSTRALIA	344,538	290,679	-15.63	2,052,020	1,397,474	-31.90
NEW ZEALAND	41,250	35515	-13.90	235,950	188,659	-20.04
GUAM	79	70	-11.39	1,340	1,645	22.76
FIJI	1,150	1467	27.57	6,845	671	-90.20
TONGA	0	1,584	-	0	5,293	-
EAST TIMOR	2,266	3075	35.70	6,725	5,038	-25.09
UNITED STATES	3,238,757	3712501	14.63	23,196,047	26,179,147	12.86
CANADA	291,218	224,039	-23.07	1,966,912	1,335,252	-32.11
MEXICO	724,314	442036	-38.97	5,029,161	3,490,675	-30.59
GUATEMALA	0	6,902	-	0	57,700	-
PANAMA	2,168	11,454	428.32	18,992	113,295	496.54
CHILE	148,425	135,168	-8.93	664,278	776,774	16.94

TABEL 5. PERKEMBANGAN EKSPOR INDONESIA MENURUT KOMODITI DAN NEGARA TUJUAN

JENIS BARANG	BERAT BERSIH (KG)		PERUB	NILAI FOB (US \$)		PERUB
	JAN-JUN 2005	JAN-JUN 2006	%	JAN-JUN 2005	JAN-JUN 2006	%
	(1)	(2)	(3)	(4)	(5)	(6)
VENEZUELA	83,540	58,953	-29.43	607,542	477,811	-21.35
ARGENTINA	81,889	135,962	66.03	473,241	800,280	69.11
BRAZIL	210,598	309,376	46.90	1,545,274	2,037,602	31.86
COLOMBIA	31,484	35,439	12.56	234,137	247,571	5.74
BOLIVIA	696	348	-50.00	3,500	1,750	-50.00
URUGUAY	4,301	4,233	-1.58	25,338	18,464	-27.13
ECUADOR	8,938	23,916	167.58	18,841	89,110	372.96
PERU	0	15197	-	0	129,006	-
BELIZE	1,396	0	-100.00	1,475	0	-100.00
DOMINICAN REPUBLIC	991	0	-100.00	7,348	0	-100.00
EL SALVADOR	7,702	15,049	95.39	46,699	152,555	226.68
COSTA RICA	14,468	1,513	-89.54	42,445	12,893	-69.62
UNITED KINGDOM	886502	853,685	-3.70	5,728,795	5,465,134	-4.60
NETHERLANDS	792,156	519822	-34.38	5,536,342	3,423,381	-38.17
FRANCE	853872	739,692	-13.37	5,567,706	4,847,827	-12.93
GERMANY, FED. REP. OF	617,480	2,012,426	225.91	5,643,627	9,629,664	70.63
AUSTRIA	23641	59332	150.97	171,092	471,525	175.60
BELGIUM	98748	115,270	16.73	757,396	877,183	15.82
SWITZERLAND	199701	15,989	-91.99	473,998	133,667	-71.80
DENMARK	64337	50,941	-20.82	153,943	150,365	-2.32
NORWAY	30,288	30,073	-0.71	103,138	155,976	51.23
SWEDEN	170,663	194,330	13.87	460,261	635,802	38.14
FINLAND	23,477	17,794	-24.21	55,692	69,963	25.62
IRELAND	10,247	16,342	59.48	58,371	59,719	2.31
ITALY	344,448	327619	-4.89	2,508,109	2,382,917	-4.99
SPAIN	48,630	49,552	1.90	329,794	450,081	36.47
PORTUGAL	0	222	-	0	4,326	-
ICELAND	2905	0	-100.00	22,154	0	-100.00
GREECE	27589	19268	-30.16	139,265	61,656	-55.73
HUNGARY	404	36532	8,942.57	9,960	207,355	1,981.88
POLAND	8,554	28,931	238.22	88,844	179,767	102.34
ROMANIA	56979	19,008	-66.64	562,433	46,112	-91.80
BELARUS	0	1,261	-	0	11,941	-
UKRAINE	11,465	23,337	103.55	93,951	210,113	123.64
UZBEKISTAN	0	9588	-	0	27,358	-
LITHUANIA	640	0	-100.00	8,120	0	-100.00
LATVIA	0	5,792	-	0	61,721	-
CROATIA	17,927	39,185	118.58	38,078	82,018	115.39
MALTA	160	0	-100.00	1,960	0	-100.00
SLOVAKIA	2,713	11,707	331.51	24,473	93,352	281.45
SLOVENIA	11907	8,021	-32.64	27,888	19,368	-30.55
CZECH REPUBLIC	5682	211266	3,618.16	26,630	1,509,758	5,569.39
RUSSIA FEDERATION	188,024	275,045	46.28	1,770,635	2,484,969	40.34
-PENA DAN PENSIL	4,904,088	5,686,960	15.96	30,333,844	35,691,650	17.66
JAPAN	119,704	171,878	43.59	1,029,081	1,867,380	81.46
HONG KONG	59,847	41,972	-29.87	486,173	334,003	-31.30
KOREA, REPUBLIC OF	20,933	18,434	-11.94	211,842	181,599	-14.28
TAIWAN	19,801	17222	-13.02	164,702	139,828	-15.10
CHINA	10593	26330	148.56	86,354	232,486	169.22
PAPUA NEW GUINEA	13,114	1,318	-89.95	14,634	12,253	-16.27
THAILAND	80,019	96,852	21.04	546,424	742,504	35.88
SINGAPORE	89,084	74080	-16.84	684,162	451,551	-34.00
PHILIPPINES	60,339	53,813	-10.82	351,325	331,109	-5.75
MALAYSIA	107,086	119,554	11.64	949,417	1,093,152	15.14
CAMBODIA	2021	0	-100.00	6,472	0	-100.00
VIET NAM	2,835	3,674	29.59	37,305	37,198	-0.29
MALDIVES	385	5479	1,323.12	798	26,551	3,227.19
INDIA	6801	4587	-32.55	73,667	58,550	-20.52
PAKISTAN	7843	6663	-15.05	48,523	44,444	-8.41
BANGLADESH	21235	28069	32.18	194,795	247,914	27.27
SRI LANKA	3100	840	-72.90	21,600	2,104	-90.26
IRAN (ISLAMIC REPUBLIC)	163,120	154,907	-5.03	990,924	982,822	-0.82
SAUDI ARABIA	217,878	296,598	36.13	1,471,082	2,329,324	58.34
KUWAIT	12,319	7,601	-38.30	121,993	92,613	-24.08
JORDAN	649	612	-5.70	7,122	3,499	-50.87
LEBANON	40309	20052	-50.25	172,606	146,057	-15.38
SYRIA ARAB REPUBLIC	2120	2724	28.49	8,702	17,526	101.40
TURKEY	50,543	80007	58.29	348,328	440,539	26.47

TABEL 5. PERKEMBANGAN EKSPOR INDONESIA MENURUT KOMODITI DAN NEGARA TUJUAN

JENIS BARANG	BERAT BERSIH (KG)		PERUB	NILAI FOB (US \$)		PERUB
	JAN-JUN 2005	JAN-JUN 2006	%	JAN-JUN 2005	JAN-JUN 2006	%
	(1)	(2)	(3)	(4)	(5)	(6)
UNITED ARAB EMIRATES	46,071	60,139	30.54	404,928	530,030	30.89
QATAR	5408	14262	163.72	69,494	155,569	123.86
BAHRAIN	3218	4862	51.09	35,030	56,681	61.81
CYPRUS	0	204	-	0	1,442	-
EGYPT	19,316	132,559	586.27	169,109	727,844	330.40
LIBYAN ARAB JAMAHIRIYA	281	0	-100.00	6,500	0	-100.00
MOROCCO	5,375	5,713	6.29	41,624	55,515	33.37
ETHIOPIA	0	256	-	0	400	-
MADAGASCAR	0	117	-	0	45	-
REUNION	8	0	-100.00	11	0	-100.00
COTE D'IVOIRE	0	101950	-	0	65,700	-
SEYCHELLES	149	0	-100.00	120	0	-100.00
SOUTH AFRICA	2,901	1247	-57.01	22,737	19,178	-15.65
AUSTRALIA	82,451	200,820	143.56	563,331	1,240,725	120.25
NEW ZEALAND	8,754	9561	9.22	79,256	81,039	2.25
SOLOMON ISLANDS	13,047	0	-100.00	15,465	0	-100.00
EAST TIMOR	2,855	0	-100.00	548	0	-100.00
UNITED STATES	2,334,380	2,509,629	7.51	12,413,445	13,124,971	5.73
CANADA	33833	27411	-18.98	321,307	373,875	16.36
MEXICO	199,867	224,543	12.35	1,203,276	1,367,583	13.65
CUBA	0	730	-	0	576	-
CHILE	485	495	2.06	7,569	7,662	1.23
VENEZUELA	38777	48,354	24.70	259,337	257,444	-0.73
ARGENTINA	2892	1380	-52.28	36,115	17,184	-52.42
BRAZIL	0	80	-	0	10	-
COLOMBIA	127,169	99952	-21.40	764,587	511,707	-33.07
BOLIVIA	26	0	-100.00	82	0	-100.00
ECUADOR	5,705	5,500	-3.59	40,963	31,036	-24.23
UNITED KINGDOM	119,828	154053	28.56	1,081,442	1,490,262	37.80
NETHERLANDS	356,823	412298	15.55	1,751,710	2,070,119	18.18
FRANCE	5291	99,528	1,781.08	17,604	513,260	2,815.59
GERMANY, FED. REP. OF	178450	155448	-12.89	1,164,038	1,317,635	13.20
BELGIUM	3,093	1323	-57.23	19,658	9,864	-49.82
DENMARK	9169	9,083	-0.94	75,537	76,161	0.83
NORWAY	26271	17,425	-33.67	264,985	186,928	-29.46
SWEDEN	44939	50569	12.53	459,084	525,653	14.50
FINLAND	0	2516	-	0	29,924	-
IRELAND	21,341	23,758	11.33	241,473	246,483	2.07
ITALY	35467	35625	0.45	304,241	373,479	22.76
SPAIN	38146	20,003	-47.56	263,246	202,348	-23.13
ICELAND	0	1,070	-	0	8,366	-
HUNGARY	1,425	0	-100.00	31,328	0	-100.00
TAJIKISTAN	11	0	-100.00	217	0	-100.00
CZECH REPUBLIC	19,188	21231	10.65	176,416	199,946	13.34
-BATU SEMI PERMATA	197	30,825	15,547.21	3,916	288,653	7,271.12
JAPAN	186	14	-92.47	3,779	99,308	2,527.89
HONG KONG	9	714	7,833.33	96	9,526	9,822.92
CHINA	0	16,598	-	0	118,402	-
UNITED STATES	0	13,300	-	0	56,032	-
CANADA	2	0	-100.00	41	0	-100.00
GERMANY, FED. REP. OF	0	199	-	0	5,385	-
-KOPER, TAS, DOMPET	5,803,031	4,504,744	-22.37	24,782,071	24,419,839	-1.46
JAPAN	571,976	377,969	-33.92	3,733,396	2,596,740	-30.45
HONG KONG	32045	32886	2.62	521,950	636,731	21.99
KOREA, REPUBLIC OF	9,546	1,136	-88.10	32,452	5,938	-81.70
TAIWAN	25102	18,548	-26.11	73,106	47,451	-35.09
CHINA	93652	47,348	-49.44	136,544	91,824	-32.75
PAPUA NEW GUINEA	1976	5067	156.43	6,221	10,925	75.61
THAILAND	126806	51080	-59.72	163,776	70,149	-57.17
SINGAPORE	206728	98,724	-52.24	239,617	434,809	81.46
PHILIPPINES	10435	7219	-30.82	25,267	52,642	108.34
MALAYSIA	165,923	84,793	-48.90	281,517	221,031	-21.49
BRUNEI DARUSSALAM	97	1,992	1,953.61	1,326	6,364	379.94
VIET NAM	116	92	-20.69	1,994	80	-95.99
MALDIVES	2,782	4,442	59.67	11,252	11,676	3.77
INDIA	200792	143939	-28.31	784,992	470,370	-40.08
PAKISTAN	1,129	3873	243.05	1,614	18,760	1,062.33
BANGLADESH	52,972	37,601	-29.02	137,853	95,992	-30.37

TABEL 5. PERKEMBANGAN EKSPOR INDONESIA MENURUT KOMODITI DAN NEGARA TUJUAN

JENIS BARANG	BERAT BERSIH (KG)		PERUB	NILAI FOB (US \$)		PERUB
	JAN-JUN 2005	JAN-JUN 2006	%	JAN-JUN 2005	JAN-JUN 2006	%
	(1)	(2)	(3)	(4)	(5)	(6)
SRI LANKA	2,594	0	-100.00	4,184	0	-100.00
IRAN (ISLAMIC REPUBLIC)	0	2,931	-	0	2,446	-
SAUDI ARABIA	17,530	43,566	148.52	127,991	179,312	40.10
JORDAN	1	0	-100.00	17	0	-100.00
LEBANON	1	11,673	1,167,200.00	193	42,604	21,974.61
SYRIA ARAB REPUBLIC	0	5,956	-	0	14,838	-
TURKEY	904	7,056	680.53	2,909	21,434	636.82
UNITED ARAB EMIRATES	361,278	205,749	-43.05	1,656,094	874,389	-47.20
QATAR	55	6,772	12,212.73	5,190	13,919	168.19
CYPRUS	18	66	266.67	107	195	82.24
EGYPT	12157	11,803	-2.91	58,209	70,493	21.10
ALGERIA	6	50	733.33	33	346	948.48
MADAGASCAR	0	926	-	0	732	-
KENYA	1325	1,013	-23.55	3,480	4,061	16.70
REUNION	381	626	64.30	1,904	2,471	29.78
MOZAMBIQUE	2	264	13,100.00	10	1,218	12,080.00
GHANA	0	491	-	0	1,180	-
ANGOLA	0	1,880	-	0	7,476	-
NIGERIA	2528	71	-97.19	14,374	888	-93.82
GABON	0	1,474	-	0	1,680	-
SEYCHELLES	497	6	-98.79	1,394	868	-37.73
SOUTH AFRICA	13548	25,865	90.91	18,295	37,844	106.85
ZIMBABWE	445	0	-100.00	363	0	-100.00
MAURITIUS	0	159	-	0	787	-
VIRGIN ISLANDS (BRITISH)	482	518	7.47	2,951	2,417	-18.10
AUSTRALIA	107978	37,355	-65.40	173,363	211,733	22.13
NEW ZEALAND	7671	3,988	-48.01	16,073	25,019	55.66
MICRONESIA, FEDERATED	0	97	-	0	386	-
GUAM	222	353	59.01	1,103	3,507	217.95
NEW CALEDONIA	1,633	5,107	212.74	3,158	6,665	111.05
NORTHERN MARIANA	16	503	3,043.75	964	1,554	61.20
VANUATU	0	3,818	-	0	4,862	-
COOK ISLANDS	880	274	-68.86	2,337	204	-91.27
FIJI	1,728	518	-70.02	6,417	1,367	-78.70
KIRIBATI	0	552	-	0	760	-
EAST TIMOR	23	0	-100.00	166	0	-100.00
UNITED STATES	1,451,233	1,403,084	-3.32	6,862,734	6,804,742	-0.85
CANADA	51,406	13,309	-74.11	164,216	79,810	-51.40
MEXICO	87358	50,033	-42.73	353,549	238,637	-32.50
GUATEMALA	1249	0	-100.00	1,417	0	-100.00
PANAMA	37,703	7,735	-79.48	63,119	20,107	-68.14
CHILE	4482	2,684	-40.12	10,152	6,645	-34.54
VENEZUELA	0	49	-	0	701	-
ARGENTINA	15775	12,678	-19.63	25,184	31,509	25.12
BRAZIL	28013	10118	-63.88	48,741	20,201	-58.55
COLOMBIA	0	621	-	0	2,382	-
URUGUAY	3306	2,084	-36.96	7,866	4,289	-45.47
ECUADOR	3419	3,998	16.93	5,945	7,533	26.71
PERU	0	10	-	0	273	-
TRINIDAD AND TOBAGO	0	14	-	0	396	-
BAHAMAS	212	1,869	781.60	1,177	5,668	381.56
JAMAICA	620	0	-100.00	15,950	0	-100.00
PUERTO RICO	360	799	121.94	3,015	9,124	202.62
EL SALVADOR	0	1	-	0	15	-
COSTA RICA	2030	1,859	-8.42	10,223	6,031	-41.01
BARBADOS	0	12	-	0	550	-
ANTIGUA AND BARBUDA	0	119	-	0	1,166	-
BERMUDA	930	51	-94.52	5,931	361	-93.91
FRENCH POLYNESIA	1,095	1742	59.09	3,222	3,931	22.00
MARTINIQUE	63	101	60.32	366	1,806	393.44
NETHERLANDS ANTILLES	137	707	416.06	1,416	4,992	252.54
GUADELOUPE	41	345	741.46	182	1,977	986.26
UNITED KINGDOM	262,284	226,624	-13.60	680,523	888,862	30.61
NETHERLANDS	284,620	207,294	-27.17	2,930,660	3,161,899	7.89
FRANCE	94,150	64,712	-31.27	271,946	816,670	200.31
GERMANY, FED. REP. OF	262,198	169,765	-35.25	1,196,724	851,424	-28.85
AUSTRIA	15,033	10,377	-30.97	43,202	48,972	13.36
BELGIUM	552,221	514,983	-6.74	1,249,201	2,310,383	84.95

TABEL 5. PERKEMBANGAN EKSPOR INDONESIA MENURUT KOMODITI DAN NEGARA TUJUAN

JENIS BARANG	BERAT BERSIH (KG)		PERUB	NILAI FOB (US \$)		PERUB
	JAN-JUN 2005	JAN-JUN 2006	%	JAN-JUN 2005	JAN-JUN 2006	%
	(1)	(2)	(3)	(4)	(5)	(6)
SWITZERLAND	1,343	3,027	125.39	16,937	20,143	18.93
DENMARK	3,129	2,847	-9.01	13,981	3,335	-76.15
NORWAY	7,617	3,981	-47.74	145,762	86,421	-40.71
SWEDEN	108,566	2,410	-97.78	63,749	17,016	-73.31
FINLAND	7	503	7,085.71	21	6,915	32,828.57
IRELAND	14798	13,490	-8.84	29,226	23,121	-20.89
ITALY	310,206	284,762	-8.20	1,486,017	1,794,559	20.76
SPAIN	151095	162625	7.63	769,399	743,467	-3.37
PORTUGAL	1,149	3,086	168.58	4,948	6,074	22.76
GREECE	6,369	15,471	142.91	18,032	48,044	166.44
HUNGARY	27	525	1,844.44	305	1,465	380.33
POLAND	0	47	-	0	911	-
BULGARIA	109	3,682	3,277.98	1,921	8,770	356.53
KAZAKHSTAN	0	10	-	0	142	-
ESTONIA	0	515	-	0	900	-
GEORGIA	23	0	-100.00	288	0	-100.00
CROATIA	124	285	129.84	468	759	62.18
MALTA	1,309	0	-100.00	1,670	0	-100.00
SLOVAKIA	33	80	142.42	450	254	-43.56
SLOVENIA	195	206	5.64	3,481	284	-91.84
CZECH REPUBLIC	1,007	72	-92.85	10,705	436	-95.93
RUSSIA FEDERATION	7	1,154	16,385.71	3,894	16,630	327.07
-BARANG DARI LOGAM	137841	147936	7.32	41,233,409	29,235,156	-29.10
JAPAN	6013	4253	-29.27	372,992	121,319	-67.47
HONG KONG	444	4,226	851.80	301,793	96,183	-68.13
KOREA, REPUBLIC OF	1	427	42,600.00	15	7,016	46,673.33
TAIWAN	114	0	-100.00	370	0	-100.00
CHINA	77	66	-14.29	265	230	-13.21
THAILAND	1115	6,414	475.25	290,863	448,252	54.11
SINGAPORE	57,167	42,978	-24.82	6,899,411	3,473,209	-49.66
PHILIPPINES	174	130	-25.29	1,911	1,670	-12.61
MALAYSIA	79	427	440.51	18,643	12,594	-32.45
BRUNEI DARUSSALAM	0	21	-	0	88	-
MALDIVES	0	9	-	0	163	-
INDIA	1	0	-100.00	1,360	0	-100.00
TURKEY	200	608	204.00	38,198	214,053	460.38
UNITED ARAB EMIRATES	567	401	-29.28	5,911,630	1,793,488	-69.66
CYPRUS	108	19	-82.41	29,346	11,530	-60.71
NAMIBIA	397	0	-100.00	951	0	-100.00
TANZANIA, UNITED	0	456	-	0	1,743	-
REUNION	100	2	-98.00	394	1,588	303.05
U.S. VIRGIN ISLANDS	0	32	-	0	18,116	-
SOUTH AFRICA	2	4	100.00	52	80	53.85
MAURITIUS	3	0	-100.00	260	0	-100.00
VIRGIN ISLANDS (BRITISH)	0	113	-	0	906	-
AUSTRALIA	8,314	2,997	-63.95	179,583	135,662	-24.46
NEW ZEALAND	1175	555	-52.77	15,929	37,088	132.83
PALAU	0	17	-	0	109	-
NEW CALEDONIA	197	0	-100.00	422	0	-100.00
NORTHERN MARIANA	0	5	-	0	217	-
FIJI	0	31	-	0	12	-
UNITED STATES	35779	45901	28.29	24,127,148	20,196,298	-16.29
CANADA	525	1,646	213.52	35,812	50,056	39.77
MEXICO	0	77	-	0	350	-
BRAZIL	32	0	-100.00	5,277	0	-100.00
BAHAMAS	0	27	-	0	548	-
PUERTO RICO	0	7	-	0	3,285	-
DOMINICAN REPUBLIC	0	502	-	0	1,419	-
ANTIGUA AND BARBUDA	6	21	250.00	214	210	-1.87
BERMUDA	88	95	7.95	687	670	-2.47
MARTINIQUE	7	0	-100.00	90	0	-100.00
NETHERLANDS ANTILLES	30	0	-100.00	976	0	-100.00
UNITED KINGDOM	4,600	6,232	35.48	729,631	462,359	-36.63
NETHERLANDS	9,275	13,616	46.80	286,408	309,371	8.02
FRANCE	1324	2,040	54.08	37,050	34,949	-5.67
GERMANY, FED. REP. OF	2207	2605	18.03	1,018,622	678,664	-33.37
AUSTRIA	15	24	60.00	19,679	5,335	-72.89
BELGIUM	139	346	148.92	18,682	1,370	-92.67

TABEL 5. PERKEMBANGAN EKSPOR INDONESIA MENURUT KOMODITI DAN NEGARA TUJUAN

JENIS BARANG	BERAT BERSIH (KG)		PERUB	NILAI FOB (US \$)		PERUB
	JAN-JUN 2005	JAN-JUN 2006	%	JAN-JUN 2005	JAN-JUN 2006	%
	(1)	(2)	(3)	(4)	(5)	(6)
SWITZERLAND	500	373	-25.40	185,964	196,511	5.67
DENMARK	144	99	-31.25	192,570	231,690	20.31
NORWAY	381	337	-11.55	77,226	80,449	4.17
SWEDEN	411	195	-52.55	3,656	11,386	211.43
FINLAND	0	124	-	0	873	-
IRELAND	17	1	-94.12	9,961	483	-95.15
ITALY	4189	1879	-55.14	318,341	393,061	23.47
SPAIN	1,335	1196	-10.41	44,549	80,922	81.65
PORTUGAL	74	146	97.30	650	401	-38.31
ICELAND	5	9	80.00	6,981	12,323	76.52
GREECE	41	363	785.37	250	10,013	3,905.20
HUNGARY	30	0	-100.00	1,923	0	-100.00
POLAND	1	28	2,700.00	11,208	11,496	2.57
MALTA	409	5,788	1,315.16	10,479	60,896	481.12
SLOVAKIA	0	25	-	0	298	-
SLOVENIA	0	3	-	0	1,522	-
CZECH REPUBLIC	10	0	-100.00	14,288	0	-100.00
RUSSIA FEDERATION	19	40	110.53	10,699	22,632	111.53
-PETI KEMAS	34,775,773	7,954,517	-77.13	37,163,083	8,247,667	-77.81
JAPAN	52,027	0	-100.00	763,850	0	-100.00
TAIWAN	3,402,000	0	-100.00	3,721,500	0	-100.00
THAILAND	32,422	4,000	-87.66	15,000	281	-98.13
SINGAPORE	490,351	396541	-19.13	1,099,505	241,102	-78.07
MALAYSIA	147,957	66,189	-55.26	316,200	312,850	-1.06
MYANMAR (FORM. BURMA)	62,077	0	-100.00	23,892	0	-100.00
VIET NAM	0	26,227	-	0	109,337	-
UNITED ARAB EMIRATES	1,729	57,775	3,241.53	2,500	148,620	5,844.80
AUSTRALIA	0	17,194	-	0	51,589	-
EAST TIMOR	10,000	0	-100.00	38,468	0	-100.00
UNITED STATES	5,326,000	2,948,400	-44.64	4,980,000	3,038,000	-39.00
PANAMA	378,000	0	-100.00	356,000	0	-100.00
BARBADOS	1,390,000	1,829,000	31.58	1,197,500	1,412,000	17.91
BERMUDA	834000	0	-100.00	669,000	0	-100.00
UNITED KINGDOM	5,360	202,191	3,672.22	46,000	423,888	821.50
GERMANY, FED. REP. OF	4,792,252	517,000	-89.21	7,209,552	935,000	-87.03
DENMARK	12830500	0	-100.00	12,501,425	0	-100.00
MALTA	5,004,000	1,890,000	-62.23	4,194,000	1,575,000	-62.45
RUSSIA FEDERATION	17,098	0	-100.00	28,691	0	-100.00
-KOMPUTER DAN	44,821,323	45,563,198	1.66	795,461,410	740,699,212	-6.88
JAPAN	7,621,688	3,242,172	-57.46	185,287,921	94,991,941	-48.73
HONG KONG	2071433	3,298,012	59.21	39,668,682	60,589,246	52.74
KOREA, REPUBLIC OF	235555	1222558	419.01	4,014,511	22,714,885	465.82
TAIWAN	815,374	1,402,214	71.97	10,522,678	29,626,393	181.55
CHINA	1,885,500	2,626,583	39.30	28,075,095	66,756,571	137.78
PAPUA NEW GUINEA	136	0	-100.00	387	0	-100.00
THAILAND	518109	1,943,825	275.18	8,290,854	19,675,246	137.31
SINGAPORE	4178666	5,208,387	24.64	126,328,220	105,044,148	-16.85
PHILIPPINES	651757	548,819	-15.79	6,919,004	6,177,850	-10.71
MALAYSIA	360936	924,818	156.23	5,284,938	12,626,472	138.91
CAMBODIA	0	683	-	0	1,847	-
BRUNEI DARUSSALAM	1000	50	-95.00	15,628	70	-99.55
VIET NAM	83,580	92,097	10.19	694,216	830,058	19.57
INDIA	1044762	1088345	4.17	13,988,982	14,910,894	6.59
PAKISTAN	31988	22,190	-30.63	538,024	408,956	-23.99
BANGLADESH	978	4030	312.07	15,866	58,766	270.39
SRI LANKA	14,399	2,558	-82.23	116,803	39,903	-65.84
IRAN (ISLAMIC REPUBLIC)	0	30701	-	0	641,678	-
SAUDI ARABIA	3,126	11,356	263.28	50,233	201,472	301.07
KUWAIT	0	4	-	0	6,831	-
JORDAN	500	7489	1,397.80	2,500	122,751	4,810.04
LEBANON	0	10166	-	0	160,516	-
YEMEN	600	0	-100.00	2,500	0	-100.00
SYRIA ARAB REPUBLIC	0	22,588	-	0	261,739	-
TURKEY	120161	172,730	43.75	1,027,086	2,809,420	173.53
UNITED ARAB EMIRATES	714,819	586,223	-17.99	7,958,919	6,952,037	-12.65
EGYPT	32,129	54,113	68.42	274,806	720,865	162.32
LIBYAN ARAB JAMAHIRIYA	1,473	10,656	623.42	28,211	167,240	492.82
MOROCCO	5,151	0	-100.00	20,400	0	-100.00

TABEL 5. PERKEMBANGAN EKSPOR INDONESIA MENURUT KOMODITI DAN NEGARA TUJUAN

JENIS BARANG	BERAT BERSIH (KG)		PERUB	NILAI FOB (US \$)		PERUB
	JAN-JUN 2005	JAN-JUN 2006	%	JAN-JUN 2005	JAN-JUN 2006	%
	(1)	(2)	(3)	(4)	(5)	(6)
TUNISIA	2,078	1,435	-30.94	41,847	28,617	-31.62
ALGERIA	81,935	12979	-84.16	633,375	150,776	-76.19
ETHIOPIA	0	766	-	0	7,850	-
BOTSWANA	0	117	-	0	23	-
GHANA	1579	943	-40.28	1,605	1,105	-31.15
ANGOLA	603	0	-100.00	800	0	-100.00
CONGO	573	0	-100.00	220	0	-100.00
NIGERIA	36,233	19,770	-45.44	167,339	119,870	-28.37
BENIN	0	46,800	-	0	24,800	-
UGANDA	0	222	-	0	104	-
SOUTH AFRICA	30,191	34,407	13.96	601,828	932,203	54.90
ZAMBIA	0	59	-	0	12	-
AUSTRALIA	573211	796,971	39.04	10,670,917	11,642,164	9.10
NEW ZEALAND	0	287	-	0	2,960	-
PALAU	0	1	-	0	2	-
AMERICAN SAMOA	0	124	-	0	1,345	-
SOLOMON ISLANDS	0	150	-	0	450	-
EAST TIMOR	10767	8,318	-22.75	169,682	4,289	-97.47
UNITED STATES	9,339,551	5452098	-41.62	153,195,918	81,825,363	-46.59
CANADA	15086	113,795	654.31	271,280	1,558,716	474.58
MEXICO	1292914	1249146	-3.39	20,449,161	18,851,872	-7.81
GUATEMALA	0	5681	-	0	136,142	-
PANAMA	0	99	-	0	722	-
CHILE	131654	335449	154.80	1,662,851	4,168,796	150.70
VENEZUELA	68316	175679	157.16	962,628	2,223,788	131.01
ARGENTINA	207,636	372,505	79.40	2,887,408	5,226,971	81.03
BRAZIL	1,282,040	1,207,381	-5.82	9,738,817	11,025,009	13.21
COLOMBIA	54,924	155,134	182.45	691,448	1,810,360	161.82
URUGUAY	10,484	0	-100.00	3,650	0	-100.00
ECUADOR	0	188	-	0	6,068	-
PERU	48,865	123,963	153.68	592,765	1,476,312	149.06
COSTA RICA	41,328	103027	149.29	572,803	1,257,520	119.54
NETHERLANDS ANTILLES	2,925	52	-98.22	2,738	22,500	721.77
UNITED KINGDOM	73,006	99,624	36.46	2,239,022	2,687,171	20.02
NETHERLANDS	5,489,066	8,041,280	46.50	92,876,678	102,198,925	10.04
FRANCE	750	690	-8.00	15,084	15,556	3.13
GERMANY, FED. REP. OF	1,858,631	1525966	-17.90	28,131,861	20,296,168	-27.85
AUSTRIA	0	5	-	0	211	-
BELGIUM	20	7,801	38,905.00	882	310,169	35,066.55
SWITZERLAND	641	310	-51.64	3,586	19,730	450.20
DENMARK	0	366	-	0	16,400	-
NORWAY	0	100	-	0	700	-
SWEDEN	106	16	-84.91	250	633	153.20
FINLAND	113,402	24529	-78.37	2,643,983	561,322	-78.77
IRELAND	246,774	245345	-0.58	5,657,964	5,944,959	5.07
ITALY	1418	2,975	109.80	12,483	168,614	1,250.75
SPAIN	1464	357	-75.61	9,226	12,284	33.15
PORTUGAL	0	39	-	0	10,111	-
GREECE	0	488	-	0	32,209	-
CZECHOSLOVAKIA	1,146	0	-100.00	440	0	-100.00
HUNGARY	2730364	344,470	-87.38	15,034,133	4,483,410	-70.18
POLAND	0	821	-	0	45,747	-
TURKMENISTAN	127	0	-100.00	2,832	0	-100.00
UZBEKISTAN	0	4,938	-	0	116,675	-
SLOVAKIA	26,400	7344	-72.18	394,275	106,034	-73.11
SLOVENIA	399,364	2402249	501.52	2,091,505	12,797,892	511.90
CZECH REPUBLIC	251,931	102,572	-59.29	3,901,662	1,869,788	-52.08
-KENDARAAN BERMOTOR	1,627,000	2060816	26.66	15,159,864	15,578,020	2.76
JAPAN	33,573	39949	18.99	460,009	522,938	13.68
HONG KONG	178	0	-100.00	515	0	-100.00
TAIWAN	0	739	-	0	7,696	-
CHINA	1,371	98	-92.85	6,916	1,620	-76.58
THAILAND	2,229	33,577	1,406.37	13,451	700,544	5,108.12
SINGAPORE	7,052	315	-95.53	47,677	1,799	-96.23
PHILIPPINES	571,888	1,040,888	82.01	4,349,318	7,673,752	76.44
MALAYSIA	1,056	2,619	148.01	5,936	29,017	388.83
VIET NAM	92,568	39,090	-57.77	1,175,520	435,278	-62.97
MALDIVES	550	0	-100.00	4,205	0	-100.00

TABEL 5. PERKEMBANGAN EKSPOR INDONESIA MENURUT KOMODITI DAN NEGARA TUJUAN

JENIS BARANG	BERAT BERSIH (KG)		PERUB	NILAI FOB (US \$)		PERUB
	JAN-JUN 2005	JAN-JUN 2006	%	JAN-JUN 2005	JAN-JUN 2006	%
	(1)	(2)	(3)	(4)	(5)	(6)
INDIA	1,943	7,516	286.82	24,565	114,025	364.18
PAKISTAN	13,385	13,388	0.02	104,910	85,217	-18.77
SRI LANKA	12	0	-100.00	299	0	-100.00
JORDAN	0	11,000	-	0	75,000	-
CYPRUS	0	200	-	0	842	-
ALGERIA	0	250	-	0	650	-
KENYA	3,914	0	-100.00	12,000	0	-100.00
MOZAMBIQUE	0	3,120	-	0	19,240	-
TOGO	0	10,500	-	0	8,350	-
GHANA	540	4,848	797.78	39,000	53,400	36.92
ANGOLA	3,300	57,653	1,647.06	22,200	355,430	1,501.04
CONGO	3,300	0	-100.00	22,200	0	-100.00
BURKINA FASO	111,237	0	-100.00	2,856,000	0	-100.00
DJIBOUTI	0	2,640	-	0	18,000	-
SOUTH AFRICA	234	0	-100.00	2,700	0	-100.00
ZIMBABWE	3,300	0	-100.00	22,200	0	-100.00
AUSTRALIA	1464	16,831	1,049.66	8,662	50,218	479.75
NEW ZEALAND	4,935	2,980	-39.61	37,104	21,914	-40.94
TONGA	310	0	-100.00	1,820	0	-100.00
CHRISTMAS ISLANDS	0	40	-	0	500	-
EAST TIMOR	10,413	1,049	-89.93	136,597	5,622	-95.88
UNITED STATES	3	709	23,533.33	23	2,892	12,473.91
CANADA	0	235	-	0	1,200	-
MEXICO	0	45,852	-	0	355,204	-
GUATEMALA	4,400	11,520	161.82	35,000	84,000	140.00
HONDURAS	5,975	7,305	22.26	43,354	44,861	3.48
VENEZUELA	0	57,840	-	0	356,780	-
BRAZIL	63,700	200	-99.69	468,566	100	-99.98
COLOMBIA	460,824	521,978	13.27	3,436,023	3,708,767	7.94
PARAGUAY	0	120	-	0	750	-
ECUADOR	0	110	-	0	741	-
DOMINICAN REPUBLIC	118,800	57,120	-51.92	810,000	368,060	-54.56
EL SALVADOR	3,300	6,240	89.09	22,500	42,100	87.11
COSTA RICA	0	2,880	-	0	21,000	-
BARBADOS	0	3,600	-	0	23,700	-
BERMUDA	2,200	2,880	30.91	17,500	21,000	20.00
UNITED KINGDOM	1,728	2,042	18.17	24,000	16,680	-30.50
NETHERLANDS	938	0	-100.00	1,571	0	-100.00
FRANCE	10,998	10,354	-5.86	67,163	46,657	-30.53
GERMANY, FED. REP. OF	140	1300	828.57	850	7,951	835.41
BELGIUM	0	5,359	-	0	7,577	-
DENMARK	0	200	-	0	2,400	-
NORWAY	0	150	-	0	1,150	-
FINLAND	0	4,256	-	0	2,174	-
ITALY	0	525	-	0	5,396	-
SPAIN	0	300	-	0	200	-
GREECE	85,242	28,451	-66.62	879,510	275,628	-68.66
-KENDARAAN BERMOTOR	17,975,958	30,903,629	71.92	117,379,220	167,472,470	42.68
JAPAN	228,977	144,869	-36.73	1,233,280	1,068,640	-13.35
KOREA, REPUBLIC OF	150	0	-100.00	80	0	-100.00
TAIWAN	7,007	387	-94.48	38,677	429	-98.89
CHINA	1,500	2,365	57.67	14,000	19,708	40.77
PAPUA NEW GUINEA	492,510	0	-100.00	3,359,580	0	-100.00
THAILAND	7,231,553	2,072,282	-71.34	61,087,097	11,460,975	-81.24
SINGAPORE	929,970	2,735,016	194.10	2,867,752	4,447,810	55.10
PHILIPPINES	3,823,800	3,686,766	-3.58	19,778,911	18,862,957	-4.63
MALAYSIA	3,288,386	7,403,505	125.14	18,920,912	39,908,260	110.92
MYANMAR (FORM. BURMA)	0	31,969	-	0	97,512	-
BRUNEI DARUSSALAM	646,798	1,151,727	78.07	4,391,788	7,053,721	60.61
VIET NAM	149,273	1368985	817.10	1,068,225	4,707,994	340.73
PAKISTAN	15,558	1,769,108	11,271.05	118,347	11,032,055	9,221.79
BANGLADESH	27,960	6,084	-78.24	220,090	45,927	-79.13
SRI LANKA	0	13,841	-	0	323,950	-
SAUDI ARABIA	234320	4,914,413	1,997.31	1,048,319	32,835,688	3,032.22
KUWAIT	23749	291569	1,127.71	148,009	2,000,484	1,251.60
LEBANON	0	42,757	-	0	331,861	-
YEMEN	0	132,057	-	0	709,492	-
OMAN	14,604	21987	50.55	104,733	184,208	75.88

TABEL 5. PERKEMBANGAN EKSPOR INDONESIA MENURUT KOMODITI DAN NEGARA TUJUAN

JENIS BARANG	BERAT BERSIH (KG)		PERUB	NILAI FOB (US \$)		PERUB
	JAN-JUN 2005	JAN-JUN 2006	%	JAN-JUN 2005	JAN-JUN 2006	%
	(1)	(2)	(3)	(4)	(5)	(6)
SYRIA ARAB REPUBLIC	17,728	89,643	405.66	102,212	601,794	488.77
UNITED ARAB EMIRATES	51,970	1072900	1,964.46	366,907	5,992,631	1,533.28
QATAR	12,258	121,036	887.40	83,711	820,734	880.44
BAHRAIN	2,540	51,394	1,923.39	19,863	445,713	2,143.94
MOROCCO	0	46618	-	0	234,825	-
ALGERIA	0	1,270	-	0	8,985	-
SUDAN	0	93,898	-	0	531,130	-
TANZANIA, UNITED	0	5,540	-	0	52,225	-
GUINEA	0	428250	-	0	3,963,330	-
ANGOLA	0	34,096	-	0	192,837	-
SENEGAL	0	3,032	-	0	8,568	-
SEYCHELLES	0	3,810	-	0	26,266	-
SOUTH AFRICA	0	9,502	-	0	63,385	-
AUSTRALIA	85,844	754,270	778.65	454,565	6,785,075	1,392.65
NEW ZEALAND	49,880	43,120	-13.55	271,165	218,554	-19.40
SAINT VINCENT AND THE VANUATU	0	16,237	-	0	73,633	-
FIJI	0	3,544	-	0	19,667	-
FIJI	22,816	17834	-21.84	201,875	107,744	-46.63
MARSHALL ISLANDS	0	3,544	-	0	20,463	-
SOLOMON ISLANDS	0	34257	-	0	43,611	-
EAST TIMOR	64897	5250	-91.91	287,409	35,332	-87.71
UNITED STATES	303,019	502,455	65.82	284,057	2,957,417	941.14
MEXICO	0	1,585	-	0	9,595	-
GUATEMALA	29,193	96281	229.81	129,737	525,081	304.73
HONDURAS	37946	65,637	72.97	204,022	306,076	50.02
NICARAGUA	18,049	63,218	250.26	89,044	340,644	282.56
PANAMA	12,998	51,680	297.60	62,943	266,769	323.83
SURINAME	13,452	0	-100.00	14,040	0	-100.00
CHILE	0	773492	-	0	3,666,156	-
BRAZIL	0	140	-	0	2,727	-
GUYANA	0	2,320	-	0	10,906	-
TRINIDAD AND TOBAGO	6,129	80,761	1,217.69	34,666	491,127	1,316.74
JAMAICA	2,429	37,364	1,438.25	13,676	212,007	1,450.21
PUERTO RICO	3,588	307,776	8,477.93	18,172	1,754,254	9,553.61
COSTA RICA	42,257	92,061	117.86	95,107	489,462	414.64
BARBADOS	7,995	96395	1,105.69	25,925	543,645	1,996.99
ARUBA	0	3480	-	0	16,673	-
BERMUDA	0	12,480	-	0	76,341	-
DOMINICA	0	9344	-	0	44,863	-
FRENCH POLYNESIA	3,653	14,639	300.74	22,726	95,358	319.60
NETHERLANDS ANTILLES	0	21,992	-	0	123,229	-
SAINT LUCIA	0	33,505	-	0	177,042	-
UNITED KINGDOM	8,048	7,500	-6.81	65,040	20,675	-68.21
FRANCE	1,900	0	-100.00	19,181	0	-100.00
GERMANY, FED. REP. OF	1,254	752	-40.03	6,577	1,500	-77.19
NORWAY	0	40	-	0	2,750	-
RUSSIA FEDERATION	60,000	0	-100.00	106,800	0	-100.00
-SUKU CADANG MESIN	50,416,654	48,305,591	-4.19	711,229,355	381,627,444	-46.34
JAPAN	8,567,177	12,840,775	49.88	34,767,042	28,176,024	-18.96
HONG KONG	13,722	126,954	825.19	1,821,468	158,880	-91.28
KOREA, REPUBLIC OF	253,989	2,389,906	840.95	377,856	2,438,279	545.29
TAIWAN	9,355	33726	260.51	443,830	130,284	-70.65
CHINA	1062348	3,282,010	208.94	4,623,514	11,479,378	148.28
PAPUA NEW GUINEA	92,863	3,514	-96.22	241,971	11,601	-95.21
THAILAND	16385558	9,289,534	-43.31	27,432,538	16,261,039	-40.72
SINGAPORE	13,499,105	7,812,397	-42.13	536,058,242	236,018,059	-55.97
PHILIPPINES	226,972	257,087	13.27	687,979	1,042,285	51.50
MALAYSIA	2,010,381	1,621,281	-19.35	63,644,110	38,067,828	-40.19
MYANMAR (FORM. BURMA)	5,820	1,077	-81.49	20,793	10,415	-49.91
BRUNEI DARUSSALAM	43,202	10,483	-75.73	7,976	186,876	2,242.98
VIET NAM	220007	318,292	44.67	799,352	2,292,557	186.80
MALDIVES	0	55	-	0	700	-
INDIA	347994	66,197	-80.98	1,547,884	702,713	-54.60
PAKISTAN	3650	27485	653.01	75,742	494,781	553.25
BANGLADESH	350	151,139	43,082.57	6,955	392,794	5,547.65
SRI LANKA	70	545	678.57	1,200	4,700	291.67
IRAN (ISLAMIC REPUBLIC)	205060	299740	46.17	523,124	1,965,823	275.79
SAUDI ARABIA	151299	14801	-90.22	996,956	95,593	-90.41

TABEL 5. PERKEMBANGAN EKSPOR INDONESIA MENURUT KOMODITI DAN NEGARA TUJUAN

JENIS BARANG	BERAT BERSIH (KG)		PERUB	NILAI FOB (US \$)		PERUB
	JAN-JUN 2005	JAN-JUN 2006	%	JAN-JUN 2005	JAN-JUN 2006	%
	(1)	(2)	(3)	(4)	(5)	(6)
KUWAIT	7,079	0	-100.00	43,559	0	-100.00
JORDAN	0	15335	-	0	121,700	-
YEMEN	0	770	-	0	4,941	-
OMAN	23,518	0	-100.00	60,446	0	-100.00
TURKEY	60	91,831	152,951.67	933	268,502	28,678.35
UNITED ARAB EMIRATES	254,889	783,393	207.35	1,756,743	3,734,195	112.56
QATAR	78,960	57,880	-26.70	902,381	1,444,836	60.11
EGYPT	959	35,909	3,644.42	21,967	158,879	623.26
LIBYAN ARAB JAMAHIRIYA	0	286	-	0	737	-
SUDAN	208	0	-100.00	9,269	0	-100.00
TANZANIA, UNITED	0	1,245	-	0	14,600	-
MOZAMBIQUE	0	340	-	0	5,000	-
BOTSWANA	0	280	-	0	3,100	-
GHANA	0	100	-	0	1,000	-
GUINEA	0	7,100	-	0	1,750	-
ANGOLA	2322	4690	101.98	8,737	104,519	1,096.28
NIGERIA	10180	7,575	-25.59	189,629	125,171	-33.99
GABON	7,700	0	-100.00	19,632	0	-100.00
UGANDA	0	1,187	-	0	13,800	-
NIGER	0	2,615	-	0	24,100	-
SOUTH AFRICA	7,842	5,199	-33.70	135,145	18,080	-86.62
AUSTRALIA	712,532	318,050	-55.36	3,356,890	2,213,030	-34.07
NEW ZEALAND	182,376	3,041	-98.33	877,787	62,845	-92.84
NEW CALEDONIA	0	416	-	0	2,500	-
AMERICAN SAMOA	28,064	7	-99.98	395,447	1,050	-99.73
FIJI	0	62	-	0	300	-
EAST TIMOR	7	0	-100.00	330	0	-100.00
UNITED STATES	3,569,084	3,459,326	-3.08	14,064,799	13,788,079	-1.97
CANADA	283,904	310,144	9.24	513,607	834,214	62.42
MEXICO	7,544	15,308	102.92	50,814	1,469,078	2,791.09
CHILE	37,868	0	-100.00	122,264	0	-100.00
ARGENTINA	0	1,839	-	0	58,400	-
BRAZIL	53,709	50,559	-5.86	261,746	452,340	72.82
URUGUAY	1440	4,785	232.29	7,420	25,160	239.08
PARAGUAY	0	450	-	0	3,900	-
TRINIDAD AND TOBAGO	0	594,900	-	0	2,903,042	-
COSTA RICA	0	98	-	0	21,884	-
ANTIGUA AND BARBUDA	11,927	0	-100.00	113,893	0	-100.00
NETHERLANDS ANTILLES	0	349	-	0	46,998	-
UNITED KINGDOM	610439	3146431	415.44	6,522,514	7,372,863	13.04
NETHERLANDS	143,770	126,031	-12.34	589,177	1,902,154	222.85
FRANCE	840,606	86226	-89.74	3,599,719	1,121,176	-68.85
GERMANY, FED. REP. OF	94,136	308,830	228.07	794,297	1,007,604	26.85
BELGIUM	3,747	17,069	355.54	116,698	77,571	-33.53
LUXEMBOURG	0	54,398	-	0	27,309	-
DENMARK	160	1,058	561.25	7,877	68,346	767.67
NORWAY	34920	0	-100.00	301,668	0	-100.00
SWEDEN	18,121	1191	-93.43	290,595	18,965	-93.47
FINLAND	408	9,816	2,305.88	17,448	24,542	40.66
IRELAND	22,375	41,440	85.21	534,727	381,128	-28.72
ITALY	38,820	77,058	98.50	81,193	142,758	75.83
SPAIN	4	1,976	49,300.00	92	30,950	33,541.30
GREECE	153	0	-100.00	5,549	0	-100.00
HUNGARY	5552	4,153	-25.20	175,021	28,440	-83.75
POLAND	1,692	0	-100.00	82,387	0	-100.00
ROMANIA	0	2,700	-	0	450	-
MOLDOVA, REPUBLIC OF	52	0	-100.00	2,800	0	-100.00
TAJIKISTAN	93	0	-100.00	22,340	0	-100.00
LITHUANIA	278	0	-100.00	12,519	0	-100.00
ESTONIA	100	0	-100.00	2,104	0	-100.00
MALTA	0	435	-	0	2,618	-
SLOVAKIA	48	98,067	204,206.25	3,626	1,499,698	41,259.57
SLOVENIA	670	155	-76.87	1,330	368	-72.33
CZECH REPUBLIC	24,779	36	-99.85	175,099	2,447	-98.60
FAEROE ISLANDS	58	0	-100.00	1,065	0	-100.00
RUSSIA FEDERATION	194,579	6,454	-96.68	897,540	59,718	-93.35
-SUKU CADANG	80,857,856	100,477,675	24.26	474,459,635	581,368,132	22.53
JAPAN	16,697,567	21,360,623	27.93	99,687,842	114,924,427	15.28

TABEL 5. PERKEMBANGAN EKSPOR INDONESIA MENURUT KOMODITI DAN NEGARA TUJUAN

JENIS BARANG	BERAT BERSIH (KG)		PERUB	NILAI FOB (US \$)		PERUB
	JAN-JUN 2005	JAN-JUN 2006	%	JAN-JUN 2005	JAN-JUN 2006	%
	(1)	(2)	(3)	(4)	(5)	(6)
HONG KONG	86,152	52,038	-39.60	615,643	475,823	-22.71
KOREA, REPUBLIC OF	40991	277,826	577.77	164,058	881,611	437.38
TAIWAN	3,396,581	2,109,085	-37.91	17,641,640	17,173,971	-2.65
CHINA	3,281,368	4512888	37.53	20,985,367	35,131,269	67.41
PAPUA NEW GUINEA	985	1889	91.78	95,139	24,539	-74.21
THAILAND	8,703,599	11,168,406	28.32	55,727,629	81,851,555	46.88
SINGAPORE	7315380	8,027,621	9.74	40,605,698	44,071,909	8.54
PHILIPPINES	5,212,731	9054603	73.70	30,309,371	19,460,804	-35.79
MALAYSIA	17,345,979	16097573	-7.20	89,728,670	80,477,694	-10.31
MYANMAR (FORM. BURMA)	29,844	29,210	-2.12	161,395	158,989	-1.49
CAMBODIA	49,210	2698	-94.52	309,448	10,845	-96.50
BRUNEI DARUSSALAM	8,336	512869	6,052.46	42,204	741,581	1,657.13
VIET NAM	1,510,526	4230726	180.08	14,863,549	24,145,665	62.45
MALDIVES	474	1,695	257.59	1,409	4,968	252.59
INDIA	924229	994,701	7.62	6,160,191	7,630,923	23.87
PAKISTAN	812103	936971	15.38	2,911,893	3,163,403	8.64
BANGLADESH	72,954	109,336	49.87	83,441	167,898	101.22
SRI LANKA	53,001	87,307	64.73	146,511	263,086	79.57
IRAN (ISLAMIC REPUBLIC)	130,992	93,715	-28.46	455,484	190,950	-58.08
SAUDI ARABIA	80,765	55,838	-30.86	329,076	322,905	-1.88
KUWAIT	1,442	2,074	43.83	15,951	24,185	51.62
JORDAN	62,747	56,116	-10.57	221,310	227,214	2.67
LEBANON	54,358	36,535	-32.79	214,380	170,090	-20.66
YEMEN	666	33,236	4,890.39	7,134	143,237	1,907.81
OMAN	28,258	83,271	194.68	25,545	116,156	354.71
SYRIA ARAB REPUBLIC	32265	40,190	24.56	112,953	151,486	34.11
TURKEY	131,339	283,932	116.18	453,959	1,097,768	141.82
UNITED ARAB EMIRATES	267,953	487,370	81.89	639,476	1,009,104	57.80
QATAR	338	12,873	3,708.58	3,807	56,633	1,387.60
BAHRAIN	1	792	79,100.00	23	11,121	48,252.17
CYPRUS	11,610	8,287	-28.62	70,262	75,212	7.05
EGYPT	215,535	189,332	-12.16	758,934	693,321	-8.65
MOROCCO	50	3570	7,040.00	1,609	38,921	2,318.96
TUNISIA	0	39,206	-	0	61,451	-
KENYA	165	1108	571.52	519	5,488	957.42
MOZAMBIQUE	0	3751	-	0	44,934	-
GHANA	0	72136	-	0	440,906	-
GUINEA	0	44	-	0	15	-
ANGOLA	0	1941	-	0	16,036	-
NIGERIA	17,427	2830	-83.76	17,413	5,113	-70.64
COTE D'IVOIRE	319	85	-73.35	6,384	2,490	-61.00
MAURITANIA	0	18,557	-	0	23,008	-
DJIBOUTI	18	0	-100.00	25	0	-100.00
SOUTH AFRICA	172150	325,580	89.13	1,651,831	3,673,129	122.37
MAURITIUS	8	0	-100.00	369	0	-100.00
VIRGIN ISLANDS (BRITISH)	0	25	-	0	618	-
AUSTRALIA	289,027	559,064	93.43	2,561,026	3,921,219	53.11
NEW ZEALAND	2,295	3,208	39.78	23,276	32,094	37.88
NEW CALEDONIA	552	0	-100.00	7,430	0	-100.00
SAINT VINCENT AND THE VANUATU	0	95	-	0	1,120	-
FIJI	95	4,934	5,093.68	744	15,080	1,926.88
SOLOMON ISLANDS	0	272,913	-	0	330,527	-
EAST TIMOR	21,898	15,668	-28.45	33,478	15,083	-54.95
UNITED STATES	3,582,766	7,211,098	101.27	26,346,599	64,710,255	145.61
CANADA	77417	52,811	-31.78	487,369	535,012	9.78
MEXICO	67806	76,280	12.50	153,417	147,969	-3.55
GUATEMALA	8,770	2,808	-67.98	72,718	35,372	-51.36
HONDURAS	96,060	19,336	-79.87	255,342	32,577	-87.24
NICARAGUA	0	1,098	-	0	11,291	-
PANAMA	129,019	1164	-99.10	564,425	21,717	-96.15
CHILE	11	29760	270,445.45	99	156,425	157,905.05
VENEZUELA	3,098	26393	751.94	39,703	57,624	45.14
ARGENTINA	287,194	762,674	165.56	2,258,746	3,650,944	61.64
BRAZIL	708,235	1,113,334	57.20	4,230,218	10,537,013	149.09
COLOMBIA	71,710	175998	145.43	321,026	1,515,694	372.14
URUGUAY	0	27000	-	0	11,443	-
PERU	85,419	11,425	-86.62	115,648	30,717	-73.44

TABEL 5. PERKEMBANGAN EKSPOR INDONESIA MENURUT KOMODITI DAN NEGARA TUJUAN

JENIS BARANG	BERAT BERSIH (KG)		PERUB	NILAI FOB (US \$)		PERUB
	JAN-JUN 2005	JAN-JUN 2006	%	JAN-JUN 2005	JAN-JUN 2006	%
	(1)	(2)	(3)	(4)	(5)	(6)
GUYANA	0	242	-	0	3,408	-
TRINIDAD AND TOBAGO	0	3,107	-	0	25,804	-
JAMAICA	0	10	-	0	263	-
PUERTO RICO	800	11,382	1,322.75	3,130	117,233	3,645.46
DOMINICAN REPUBLIC	0	11,450	-	0	76,321	-
EL SALVADOR	0	4,341	-	0	31,548	-
COSTA RICA	1,896	474	-75.00	18,563	5,126	-72.39
BARBADOS	1,641	2,906	77.09	4,269	25,092	487.77
ANTIGUA AND BARBUDA	29,890	540	-98.19	194,616	4,392	-97.74
ARUBA	0	1,003	-	0	13,697	-
BERMUDA	660	350	-46.97	6,667	2,044	-69.34
DOMINICA	0	8117	-	0	65,339	-
FRENCH POLYNESIA	0	64	-	0	1,252	-
NETHERLANDS ANTILLES	102	173	69.61	503	834	65.81
SAINT KITTS AND NEVIS	0	137	-	0	1,142	-
UNITED KINGDOM	3,927,654	3,568,644	-9.14	31,337,156	32,927,224	5.07
NETHERLANDS	798,645	877,780	9.91	2,968,938	3,654,008	23.07
FRANCE	19,821	32,428	63.60	121,056	223,080	84.28
GERMANY, FED. REP. OF	1,350,374	1,721,145	27.46	5,394,604	7,708,097	42.89
AUSTRIA	20,228	24,720	22.21	85,897	112,036	30.43
BELGIUM	213,176	48,412	-77.29	982,839	424,992	-56.76
SWITZERLAND	13,873	281	-97.97	102,591	3,280	-96.80
DENMARK	161640	126608	-21.67	662,350	574,569	-13.25
NORWAY	224,924	221,710	-1.43	938,655	990,654	5.54
SWEDEN	428,154	306,435	-28.43	1,830,919	1,469,166	-19.76
FINLAND	244,719	202,770	-17.14	1,006,560	920,528	-8.55
IRELAND	9,624	17	-99.82	48,216	306	-99.37
ITALY	552,673	835,674	51.21	2,234,227	2,947,760	31.94
SPAIN	170,201	179,947	5.73	1,655,636	1,308,376	-20.97
PORTUGAL	5,248	15,035	186.49	25,675	82,441	221.09
GREECE	96693	132,095	36.61	508,999	726,607	42.75
HUNGARY	285,951	199,679	-30.17	1,181,897	1,108,762	-6.19
POLAND	53146	118334	122.66	136,030	470,567	245.93
BULGARIA	1,800	0	-100.00	22,214	0	-100.00
LITHUANIA	25,975	0	-100.00	115,396	0	-100.00
MALTA	0	3,365	-	0	33,037	-
SLOVAKIA	0	6255	-	0	15,176	-
RUSSIA FEDERATION	36560	24,099	-34.08	173,226	154,868	-10.60
-UBI KAYU OLAHAN	55,673,685	13962395	-74.92	5,478,061	1,558,798	-71.54
JAPAN	10,607	29,897	181.86	14,579	20,849	43.01
HONG KONG	0	1,852	-	0	8,500	-
TAIWAN	13,836	7,370	-46.73	3,635	2,280	-37.28
CHINA	55,057,809	12,500,948	-77.29	5,319,673	1,263,414	-76.25
SINGAPORE	1500	2,300	53.33	1,264	2,021	59.89
MALAYSIA	548879	1,367,359	149.12	72,534	168,169	131.85
SAUDI ARABIA	1,814	0	-100.00	1,050	0	-100.00
AUSTRALIA	3,391	624	-81.60	4,301	1,172	-72.75
UNITED KINGDOM	28,184	50,767	80.13	48,428	89,283	84.36
NETHERLANDS	5,769	1,278	-77.85	7,921	3,110	-60.74
GERMANY, FED. REP. OF	1896	0	-100.00	4,676	0	-100.00
-INDUSTRI LAINNYA	899,330,665	1131663795	25.83	1,393,819,420	1,631,308,217	17.04
JAPAN	73745749	73,873,215	0.17	175,077,895	194,143,314	10.89
HONG KONG	8,159,199	8338677	2.20	16,685,008	16,667,576	-0.10
KOREA, DEMOCRATIC	1900	1,673	-11.95	15,000	7,157	-52.29
KOREA, REPUBLIC OF	36,693,396	25365238	-30.87	29,291,970	34,736,178	18.59
TAIWAN	57,905,029	28,171,763	-51.35	32,331,168	24,307,112	-24.82
CHINA	188,763,980	474,173,984	151.20	47,491,464	60,595,539	27.59
MONGOLIA	315819	210,843	-33.24	483,958	352,636	-27.13
MACAU	2119	2576	21.57	8,103	11,467	41.52
PAPUA NEW GUINEA	1,087,321	2,883,042	165.15	1,242,450	7,697,131	519.51
THAILAND	31611857	36,556,954	15.64	91,983,145	115,880,263	25.98
SINGAPORE	103,197,398	92,656,383	-10.21	309,239,599	354,884,753	14.76
PHILIPPINES	18,120,995	13,393,891	-26.09	28,618,303	33,807,848	18.13
MALAYSIA	77,290,703	64,865,945	-16.08	95,284,286	119,907,941	25.84
MYANMAR (FORM. BURMA)	1,215,865	1,808,418	48.74	769,875	1,087,124	41.21
CAMBODIA	646981	499,238	-22.84	1,299,578	833,745	-35.84
BRUNEI DARUSSALAM	4524117	697618	-84.58	1,191,536	596,394	-49.95
LAO PEOPLE'S	0	119,752	-	0	2,050,730	-

TABEL 5. PERKEMBANGAN EKSPOR INDONESIA MENURUT KOMODITI DAN NEGARA TUJUAN

JENIS BARANG	BERAT BERSIH (KG)		PERUB	NILAI FOB (US \$)		PERUB
	JAN-JUN 2005	JAN-JUN 2006	%	JAN-JUN 2005	JAN-JUN 2006	%
	(1)	(2)	(3)	(4)	(5)	(6)
NEPAL	21,705	63346	191.85	16,364	85,408	421.93
VIET NAM	17762696	21,448,907	20.75	39,317,602	36,802,555	-6.40
MALDIVES	880410	1658279	88.35	1,031,446	773,142	-25.04
INDIA	29,144,958	29323904	0.61	33,291,037	38,757,126	16.42
PAKISTAN	6353963	4785501	-24.68	4,115,071	4,433,631	7.74
BANGLADESH	3,655,003	3,515,030	-3.83	5,349,922	5,118,637	-4.32
SRI LANKA	11,689,522	8,424,144	-27.93	10,993,211	9,665,568	-12.08
AFGHANISTAN	0	5,681	-	0	7,225	-
IRAQ	10,439,672	5,420,661	-48.08	24,804,343	13,156,283	-46.96
IRAN (ISLAMIC REPUBLIC	2,227,109	3,737,633	67.82	1,790,196	2,713,375	51.57
SAUDI ARABIA	11771123	15,058,844	27.93	15,514,237	14,616,518	-5.79
KUWAIT	2408430	828,860	-65.59	1,203,831	864,728	-28.17
JORDAN	139,100	306,725	120.51	310,576	1,111,288	257.82
LEBANON	316409	200877	-36.51	268,242	301,685	12.47
YEMEN	278,112	108,391	-61.03	540,723	393,960	-27.14
OMAN	176,384	246487	39.74	136,704	342,699	150.69
SYRIA ARAB REPUBLIC	514,834	427177	-17.03	437,917	1,061,256	142.34
TURKEY	2000936	1,439,486	-28.06	2,268,210	2,812,280	23.99
UNITED ARAB EMIRATES	9160448	11,007,265	20.16	7,616,314	22,261,889	192.29
QATAR	763323	2934674	284.46	455,961	894,816	96.25
BAHRAIN	623,364	3262182	423.32	400,757	1,279,564	219.29
CYPRUS	232,023	91,651	-60.50	98,897	104,019	5.18
EGYPT	1,042,026	876,413	-15.89	1,287,306	1,738,499	35.05
LIBYAN ARAB JAMAHIRIYA	331809	845131	154.70	1,057,345	1,322,838	25.11
MOROCCO	100205	383566	282.78	344,273	391,945	13.85
TUNISIA	27952	29967	7.21	138,961	159,077	14.48
ALGERIA	2287947	1478300	-35.39	5,613,321	3,531,354	-37.09
SUDAN	2,178,745	1,402,147	-35.64	6,771,334	4,103,479	-39.40
ERITREA	335	0	-100.00	890	0	-100.00
NAMIBIA	24257	157894	550.92	35,544	43,112	21.29
ETHIOPIA	3100	319	-89.71	21,600	2,451	-88.65
TANZANIA, UNITED	342,010	284,156	-16.92	605,561	472,842	-21.92
MADAGASCAR	120,633	15004	-87.56	188,550	12,552	-93.34
KENYA	1158996	948339	-18.18	2,191,807	1,116,046	-49.08
REUNION	305931	521893	70.59	146,065	428,431	193.32
MOZAMBIQUE	117494	38488	-67.24	332,839	60,395	-81.85
BOTSWANA	0	18000	-	0	24,000	-
EQUATORIAL GUINEA	96,350	43,487	-54.87	97,798	129,410	32.32
TOGO	101984	291703	186.03	275,799	432,509	56.82
GHANA	3,161,239	1,681,565	-46.81	3,853,186	2,723,450	-29.32
LIBERIA	5022	26347	424.63	2,662	41,951	1,475.92
GUINEA	170,670	980,201	474.33	155,512	1,214,318	680.85
ANGOLA	533154	932258	74.86	553,473	926,712	67.44
CONGO	144010	64570	-55.16	284,739	73,021	-74.36
CAMEROON	212,968	169,412	-20.45	453,701	179,784	-60.37
NIGERIA	2,579,930	2,955,432	14.55	5,181,675	5,205,386	0.46
SIERRA LEONE	36167	63051	74.33	46,575	83,797	79.92
GABON	48399	232672	380.74	123,163	264,241	114.55
COTE D'IVOIRE	446,469	624,901	39.97	1,438,112	2,518,029	75.09
SENEGAL	52166	70589	35.32	118,995	263,840	121.72
MAURITANIA	96477	1,023	-98.94	136,409	1,490	-98.91
MALI	45,591	209,883	360.36	33,902	184,070	442.95
BENIN	613,140	268,495	-56.21	674,215	491,707	-27.07
BURKINA FASO	35,088	35,088	0.00	136,140	141,755	4.12
GAMBIA	244	8,026	3,189.34	1,421	34,403	2,321.04
U.S. VIRGIN ISLANDS	558	493	-11.65	1,335	6,724	403.67
SEYCHELLES	30516	606169	1,886.40	31,633	366,323	1,058.04
UGANDA	54,203	33908	-37.44	240,281	153,040	-36.31
NIGER	56425	865	-98.47	44,466	1,370	-96.92
DJIBOUTI	114373	120722	5.55	152,781	74,107	-51.49
SAINT HELENA	110,991	0	-100.00	14,823	0	-100.00
SAO TOME AND PRINCIPE	0	7220	-	0	7,125	-
SWAZILAND	45,162	64536	42.90	181,999	296,559	62.95
SOUTH AFRICA	6,490,558	7,016,352	8.10	11,657,726	13,261,923	13.76
ZIMBABWE	0	4966	-	0	23,824	-
ZAMBIA	44718	0	-100.00	113,316	0	-100.00
MALAWI	189280	57550	-69.60	188,124	57,989	-69.18
COMOROS	4592	3000	-34.67	35,400	35,000	-1.13

TABEL 5. PERKEMBANGAN EKSPOR INDONESIA MENURUT KOMODITI DAN NEGARA TUJUAN

JENIS BARANG	BERAT BERSIH (KG)		PERUB	NILAI FOB (US \$)		PERUB
	JAN-JUN 2005	JAN-JUN 2006	%	JAN-JUN 2005	JAN-JUN 2006	%
	(1)	(2)	(3)	(4)	(5)	(6)
MAURITIUS	430,247	702,353	63.24	266,749	3,258,087	1,121.41
ZAIRE	0	18	-	0	202	-
VIRGIN ISLANDS (BRITISH)	574	1,620	182.23	2,863	7,012	144.92
AUSTRALIA	23008694	40961270	78.03	31,759,934	70,347,811	121.50
NEW ZEALAND	3,540,414	4,697,011	32.67	4,383,652	6,068,645	38.44
MICRONESIA, FEDERATED	28,310	5,450	-80.75	23,920	5,594	-76.61
GUAM	9,877	42,384	329.12	20,607	33,592	63.01
PALAU	3,399	2,417	-28.89	2,453	3,413	39.14
NEW CALEDONIA	174,803	5313879	2,939.92	321,133	1,245,146	287.74
NORTHERN MARIANA	3,542	11,727	231.08	8,160	30,284	271.13
SAINT VINCENT AND THE	31,134	894	-97.13	15,647	582	-96.28
VANUATU	5,501	77,720	1,312.83	4,475	36,017	704.85
WALLIS AND FUTUNA	0	756	-	0	944	-
AMERICAN SAMOA	0	1,892	-	0	1,728	-
COOK ISLANDS	18168	1332	-92.67	24,917	5,640	-77.36
FIJI	446220	791,491	77.38	300,805	882,988	193.54
KIRIBATI	7,220	0	-100.00	7,125	0	-100.00
MARSHALL ISLANDS	4,482	23,716	429.14	3,953	38,043	862.38
SAMOA	27,554	35887	30.24	8,096	17,835	120.29
SOLOMON ISLANDS	92,134	169,939	84.45	295,811	654,401	121.22
TONGA	100,183	159,421	59.13	93,462	211,783	126.60
TUVALU	30	453	1,410.00	22	364	1,554.55
CHRISTMAS ISLANDS	20113	245	-98.78	49,353	942	-98.09
EAST TIMOR	2182932	546,018	-74.99	1,173,590	545,666	-53.50
UNITED STATES	42871652	47003237	9.64	157,292,513	181,799,155	15.58
CANADA	3592757	6346637	76.65	7,776,256	11,439,384	47.11
MEXICO	1556201	1529238	-1.73	7,651,710	6,088,788	-20.43
GUATEMALA	57816	23775	-58.88	125,769	120,053	-4.54
HONDURAS	34007	0	-100.00	43,401	0	-100.00
NICARAGUA	1147	937	-18.31	11,844	3,597	-69.63
PANAMA	96063	1047918	990.87	666,855	5,261,452	688.99
CUBA	54614	2139	-96.08	179,664	7,530	-95.81
SURINAME	47300	15890	-66.41	56,179	63,291	12.66
CHILE	497322	143602	-71.12	778,647	695,287	-10.71
VENEZUELA	2332369	2090604	-10.37	762,121	561,006	-26.39
ARGENTINA	513737	522626	1.73	3,908,747	3,782,482	-3.23
BRAZIL	609865	2435929	299.42	2,841,712	5,123,141	80.28
COLOMBIA	332,040	187067	-43.66	218,582	155,423	-28.89
BOLIVIA	0	5187	-	0	38,851	-
URUGUAY	132953	181945	36.85	28,934	153,015	428.84
PARAGUAY	98952	10204	-89.69	318,658	40,905	-87.16
ECUADOR	284,743	522754	83.59	369,568	979,703	165.09
PERU	69803	169043	142.17	113,607	693,434	510.38
GUYANA	96677	53897	-44.25	75,864	64,704	-14.71
TRINIDAD AND TOBAGO	175562	12052	-93.14	312,687	58,920	-81.16
BAHAMAS	6,690	0	-100.00	4,398	0	-100.00
JAMAICA	1491	5127	243.86	26,355	11,936	-54.71
PUERTO RICO	7974	16885	111.75	30,663	180,625	489.06
BELIZE	527	17315	3185.58	5,155	25,272	390.24
DOMINICAN REPUBLIC	7593	202307	2564.39	21,153	207,044	878.79
EL SALVADOR	117566	100257	-14.72	525,594	527,051	0.28
COSTA RICA	179065	299542	67.28	199,578	258,463	29.5
HAITI	126440	103482	-18.16	163,500	199,772	22.18
BARBADOS	7814	23180	196.65	14,197	20,860	46.93
ANTIGUA AND BARBUDA	600	12499	1983.17	16,439	6,078	-63.03
ANGUILLA	85106	0	-100	13,576	0	-100
ARUBA	0	18980	-	0	22,750	-
BERMUDA	250	369	47.6	3,463	3,212	-7.25
CAPE VERDE	8863	21243	139.68	62,800	80,526	28.23
CAYMAN ISLANDS	475727	108533	-77.19	117,302	29,029	-75.25
FALKLAND ISLANDS (MALVIN)	0	126	-	0	472	-
FRENCH GUIANA	874	1852	111.9	744	3,033	307.66
FRENCH POLYNESIA	123059	515288	318.73	195,482	354,019	81.1
GRENADA	0	227	-	0	2,344	-
MARTINIQUE	1788	3899	118.06	3,249	18,927	482.55
NETHERLANDS ANTILLES	25036	7118	-71.57	62,522	54,164	-13.37
SAINT LUCIA	573	45237	7794.76	3,221	49,302	1430.64
TURKS AND CAICOS ISLANDS	44290	57033	28.77	18,796	18,996	1.06

TABEL 5. PERKEMBANGAN EKSPOR INDONESIA MENURUT KOMODITI DAN NEGARA TUJUAN

JENIS BARANG	BERAT BERSIH (KG)		PERUB	NILAI FOB (US \$)		PERUB
	JAN-JUN 2005	JAN-JUN 2006	%	JAN-JUN 2005	JAN-JUN 2006	%
	(1)	(2)	(3)	(4)	(5)	(6)
GUADELOUPE	9112	28440	212.12	30,498	69,377	127.48
UNITED KINGDOM	6394695	3436851	-46.25	16,815,282	15,700,736	-6.63
NETHERLANDS	14640153	4033502	-72.45	16,324,959	13,361,847	-18.15
FRANCE	4686861	5795869	23.66	12,272,245	15,715,810	28.06
GERMANY, FED. REP. OF	6325733	5078180	-19.72	34,213,151	32,987,062	-3.58
AUSTRIA	383131	449921	17.43	2,221,667	2,000,023	-9.98
BELGIUM	3539525	5261252	48.64	14,458,961	19,334,964	33.72
SWITZERLAND	123494	197292	59.76	837,205	1,177,087	40.6
LUXEMBOURG	24902	110681	344.47	166,385	56,235	-66.2
GIBRALTAR	0	18	-	0	643	-
MONACO	0	1114	-	0	20,283	-
DENMARK	1219393	1522812	24.88	4,777,798	6,383,635	33.61
NORWAY	26799818	12193044	-54.5	3,555,931	3,075,233	-13.52
SWEDEN	554307	820031	47.94	2,911,120	3,931,796	35.06
FINLAND	552339	538188	-2.56	3,535,192	3,842,906	8.7
IRELAND	56619	117453	107.44	261,827	440,725	68.33
ITALY	6834969	6887859	0.77	17,481,356	22,272,436	27.41
SPAIN	1551425	2024443	30.49	3,458,156	5,116,408	47.95
PORTUGAL	97531	104088	6.72	215,118	518,266	140.92
ICELAND	1003	2977	196.81	4,929	8,741	77.34
GREECE	654507	1604751	145.18	1,955,110	5,404,400	176.42
CZECHOSLOVAKIA	29609	119183	302.52	46,581	89,548	92.24
HUNGARY	173091	134993	-22.01	821,008	449,755	-45.22
POLAND	418133	682617	63.25	1,989,551	4,247,916	113.51
ROMANIA	47345	38914	-17.81	197,237	212,418	7.7
BULGARIA	70023	105996	51.37	171,236	462,895	170.33
YUGOSLAVIA	7558	5739	-24.07	26,333	23,513	-10.71
ALBANIA	0	1227	-	0	250	-
ARMENIA	265	12701	4692.83	1,560	9,843	530.96
KAZAKHSTAN	650	18	-97.23	14,069	357	-97.46
TAJIKISTAN	44	0	-100	873	0	-100
UKRAINE	205069	277327	35.24	234,535	464,268	97.95
LITHUANIA	13033	47393	263.64	132,359	272,107	105.58
LATVIA	22125	19998	-9.61	189,614	414,618	118.66
ESTONIA	285716	279944	-2.02	113,576	77,068	-32.14
GEORGIA	575	235	-59.13	6,605	882	-86.65
CROATIA	40116	12966	-67.68	87,709	64,453	-26.51
BOSNIA AND HERZEGOVINA	5440	0	-100	16,988	0	-100
MALTA	14922	4586	-69.27	70,891	26,530	-62.58
SLOVAKIA	39514	53148	34.5	654,927	483,401	-26.19
SLOVENIA	183761	65273	-64.48	267,731	133,593	-50.1
CZECH REPUBLIC	65553	45230	-31	162,926	257,402	57.99
REP. OF MACEDONIA	0	6307	-	0	19,773	-
FAEROE ISLANDS	9491	0	-100	95,813	0	-100
RUSSIA FEDERATION	1032842	639145	-38.12	3,292,520	1,852,861	-43.73
BIJI TEMBAGA	1106321304	929081016	-16.02	1,401,171,059	1,682,896,961	20.11
JAPAN	261513633	398835965	52.51	329,577,761	702,549,324	113.17
KOREA, REPUBLIC OF	144421353	99664750	-30.99	174,500,679	184,396,445	5.67
CHINA	60675155	37125056	-38.81	73,873,241	61,344,273	-16.96
SINGAPORE	0	20000	-	0	4,000	-
PHILIPPINES	93384462	71536858	-23.4	123,723,284	134,927,852	9.06
INDIA	207411093	71262356	-65.64	256,114,735	116,228,089	-54.62
GERMANY, FED. REP. OF	35112698	0	-100	36,860,583	0	-100
FINLAND	21120772	0	-100	28,836,198	0	-100
SPAIN	265315138	250636031	-5.53	354,588,110	483,446,978	36.34
BULGARIA	17367000	0	-100	23,096,468	0	-100
BIJI NIKEL	1583949200	1725842471	8.96	65,994,398	68,388,778	3.63
JAPAN	946396200	1062578499	12.28	50,628,463	43,884,561	-13.32
KOREA, REPUBLIC OF	3000000	0	-100	66,000	0	-100
CHINA	73353000	0	-100	256,735	0	-100
AUSTRALIA	358818000	205865758	-42.63	6,637,112	4,870,043	-26.62
CANADA	0	700	-	0	300	-
GREECE	47082000	48323514	2.64	2,900,861	2,134,902	-26.4
UKRAINE	155300000	409074000	163.41	5,505,227	17,498,972	217.86
BAUKSIT	747448026	3097259923	314.38	8,844,905	25,265,948	185.66
JAPAN	339710925	391398000	15.22	3,729,405	4,370,628	17.19
TAIWAN	0	23300000	-	0	81,550	-
CHINA	359075742	2682561923	647.07	3,842,098	20,813,770	441.73

TABEL 5. PERKEMBANGAN EKSPOR INDONESIA MENURUT KOMODITI DAN NEGARA TUJUAN

JENIS BARANG	BERAT BERSIH (KG)		PERUB	NILAI FOB (US \$)		PERUB
	JAN-JUN 2005	JAN-JUN 2006	%	JAN-JUN 2005	JAN-JUN 2006	%
	(1)	(2)	(3)	(4)	(5)	(6)
SINGAPORE	23866359	0	-100	289,506	0	-100
NETHERLANDS	24795000	0	-100	983,896	0	-100
BIJI TIMAH/TIN	1181556	281694	-76.16	339,858	69,021	-79.69
CHINA	0	21200 -		0	9,200 -	
THAILAND	707400	12	-100	141,480	6	-100
SINGAPORE	360000	360	-99.9	99,000	990	-99
MALAYSIA	3170	240622	7490.6	6,500	2,785	-57.15
TURKEY	80000	0	-100	88,000	0	-100
MAURITANIA	3840	0	-100	518	0	-100
GERMANY, FED. REP. OF	27000	0	-100	3,510	0	-100
BELGIUM	0	16000 -		0	2,400 -	
SWEDEN	0	3500 -		0	53,640 -	
RUSSIA FEDERATION	146	0	-100	850	0	-100
BATU BARA	59646544760	82640073773	38.55	1,923,314,370	2,744,340,420	42.69
JAPAN	12654095944	16091889721	27.17	461,825,226	631,033,241	36.64
HONG KONG	4792554458	5382480955	12.31	152,645,300	167,157,866	9.51
KOREA, DEMOCRATIC PEOP	30636000	125737000	310.42	965,034	4,151,056	330.15
KOREA, REPUBLIC OF	6727283003	9181116130	36.48	199,636,025	274,720,890	37.61
TAIWAN	8247905966	12518355472	51.78	296,288,228	442,816,900	49.45
CHINA	1044719707	2117179741	102.66	25,463,211	59,920,390	135.32
PAPUA NEW GUINEA	0	47000000 -		0	822,500 -	
THAILAND	3049816479	3635605980	19.21	87,752,528	106,452,295	21.31
SINGAPORE	88687088	53566007	-39.6	4,497,563	1,789,482	-60.21
PHILIPPINES	1660108932	2361558765	42.25	64,250,025	85,250,169	32.69
MALAYSIA	3575224836	4670691323	30.64	96,403,235	140,883,983	46.14
VIET NAM	37519000	231234000	516.31	1,238,127	8,846,786	614.53
INDIA	7136909438	10166256292	42.45	191,116,830	285,611,994	49.44
PAKISTAN	347933716	534113952	53.51	10,200,759	18,730,740	83.62
SRI LANKA	35881000	35902238	0.06	683,896	1,024,351	49.78
IRAQ	15028000	0	-100	480,896	0	-100
MOROCCO	0	122185000 -		0	4,862,971 -	
GHANA	0	1 -		0	1 -	
LIBERIA	64328000	0	-100	1,460,245	0	-100
CAMEROON	41079000	0	-100	790,770	0	-100
SIERRA LEONE	73073000	74728000	2.26	1,223,972	2,043,063	66.92
SOUTH AFRICA	535	0	-100	2	0	-100
AUSTRALIA	8102654	0	-100	203,069	0	-100
NEW ZEALAND	454922000	713191800	56.77	8,559,035	17,459,662	103.99
MARSHALL ISLANDS	0	345894000 -		0	9,893,086 -	
UNITED STATES	938453371	1737995000	85.2	24,497,545	47,558,763	94.14
CANADA	0	58948000 -		0	1,711,260 -	
CHILE	663407889	847746677	27.79	18,745,894	26,397,906	40.82
BRAZIL	73807000	0	-100	4,639,508	0	-100
UNITED KINGDOM	536147200	783176000	46.07	11,247,161	21,493,538	91.1
NETHERLANDS	806194704	2163341000	168.34	23,128,501	80,331,436	247.33
FRANCE	340561000	341846000	0.38	10,906,900	14,588,555	33.76
GERMANY, FED. REP. OF	61829100	151008000	144.23	2,751,750	7,971,712	189.7
SWITZERLAND	1039766000	1093173763	5.14	46,794,743	36,393,620	-22.23
DENMARK	0	234234000 -		0	8,117,798 -	
IRELAND	446889000	476469736	6.62	28,654,201	20,149,593	-29.68
ITALY	2998171742	3496885461	16.63	97,909,813	126,407,845	29.11
SPAIN	1418937194	1863120759	31.3	43,992,257	53,596,944	21.83
PORTUGAL	0	314158000 -		0	16,895,491 -	
GREECE	0	105901000 -		0	3,976,687 -	
CROATIA	67834000	203362000	199.79	1,763,684	7,247,523	310.93
SLOVENIA	168737804	360022000	113.36	2,598,437	8,030,323	209.04
GRANIT	4072248534	3570533350	-12.32	13,924,235	11,851,328	-14.89
JAPAN	1329	0	-100	1,320	0	-100
CHINA	32956000	0	-100	127,280	0	-100
THAILAND	24000	0	-100	1,000	0	-100
SINGAPORE	4009257932	3563448350	-11.12	13,612,267	11,800,104	-13.31
MALAYSIA	11050000	7085000	-35.88	26,625	51,224	92.39
UNITED ARAB EMIRATES	540854	0	-100	57,843	0	-100
AUSTRALIA	16000000	0	-100	92,932	0	-100
NETHERLANDS	2418419	0	-100	4,968	0	-100
PASIR ALAM	1914564445	2004961728	4.72	3,757,724	12,831,090	241.46
JAPAN	950	252	-73.47	17,548	63	-99.64
HONG KONG	0	529089 -		0	78,923 -	

TABEL 5. PERKEMBANGAN EKSPOR INDONESIA MENURUT KOMODITI DAN NEGARA TUJUAN

JENIS BARANG	BERAT BERSIH (KG)		PERUB	NILAI FOB (US \$)		PERUB
	JAN-JUN 2005	JAN-JUN 2006	%	JAN-JUN 2005	JAN-JUN 2006	%
	(1)	(2)	(3)	(4)	(5)	(6)
KOREA, REPUBLIC OF	60037	0	-100	231	0	-100
TAIWAN	8	10000	124900	54	3,800	6937.04
CHINA	1058419	34111959	3122.92	61,263	8,849,721	14345.46
THAILAND	3040342	3020812	-0.64	33,680	34,456	2.3
SINGAPORE	1809843166	1951823004	7.84	3,391,944	3,751,945	10.61
PHILIPPINES	4000000	40000	-99	40,000	2,600	-93.5
MALAYSIA	80400000	179200	-99.78	150,750	17,030	-88.7
INDIA	0	20000 -		0	1,795 -	
SRI LANKA	8999984	15159904	68.44	39,722	78,639	97.97
SAO TOME AND PRINCIPE	3451	0	-100	7,334	0	-100
AUSTRALIA	7158088	48	-100	15,198	48	-99.68
UNITED STATES	0	60 -		0	20 -	
GERMANY, FED. REP. OF	0	21000 -		0	11,550 -	
SWITZERLAND	0	46000 -		0	460 -	
ITALY	0	400 -		0	40 -	
HASIL TAMBANG LAIN	2061230399	3329854263	61.55	35,412,915	62,495,595	76.48
JAPAN	27171202	11493121	-57.7	1,998,939	827,929	-58.58
HONG KONG	4025882	16122971	300.48	452,175	476,091	5.29
KOREA, REPUBLIC OF	8654633	7441533	-14.02	869,489	1,369,795	57.54
TAIWAN	84429132	32967504	-60.95	2,308,480	1,495,391	-35.22
CHINA	462403953	1398575726	202.46	15,545,852	41,053,366	164.08
MACAU	99997	0	-100	37,200	0	-100
PAPUA NEW GUINEA	0	170 -		0	248 -	
THAILAND	21400449	18078420	-15.52	1,602,812	1,897,165	18.36
SINGAPORE	1396560731	1789530317	28.14	4,015,923	5,123,552	27.58
PHILIPPINES	5186599	5618989	8.34	876,753	1,157,129	31.98
MALAYSIA	16553678	17421587	5.24	3,184,733	783,612	-75.39
MYANMAR (FORM. BURMA)	1002000	477600	-52.34	135,270	59,584	-55.95
CAMBODIA	3227590	5592801	73.28	343,224	445,663	29.85
VIET NAM	9417236	6269462	-33.43	484,010	433,599	-10.42
MALDIVES	0	6713 -		0	3,292 -	
INDIA	847756	448795	-47.06	96,081	125,937	31.07
PAKISTAN	100	0	-100	250	0	-100
BANGLADESH	11067527	12814037	15.78	1,282,359	1,704,758	32.94
SRI LANKA	142920	417549	192.16	10,057	46,420	361.57
IRAN (ISLAMIC REPUBLIC OF	0	60000 -		0	7,350 -	
SAUDI ARABIA	80402	972	-98.79	23,434	1,300	-94.45
KUWAIT	0	17371 -		0	1,900 -	
TURKEY	72000	24	-99.97	2,640	240	-90.91
UNITED ARAB EMIRATES	202000	148644	-26.41	53,500	18,032	-66.3
EGYPT	0	47000 -		0	470 -	
TANZANIA, UNITED REPUBLIC OF	190000	342500	80.26	36,421	64,466	77
KENYA	589000	930930	58.05	110,306	187,194	69.7
ANGOLA	0	387200 -		0	43,664 -	
NIGERIA	0	246796 -		0	78,767 -	
SENEGAL	44000	0	-100	2,354	0	-100
SOUTH AFRICA	482615	611400	26.68	28,500	133,001	366.67
AUSTRALIA	1148040	1108460	-3.45	269,007	487,572	81.25
NEW ZEALAND	215184	77249	-64.1	42,450	12,427	-70.73
PALAU	750	901	20.13	3,000	6,309	110.3
FIJI	532363	0	-100	73,846	0	-100
SAMOA	0	2413 -		0	18,826 -	
SOLOMON ISLANDS	407501	0	-100	224,666	0	-100
TONGA	0	12911 -		0	4,389 -	
EAST TIMOR	701083	0	-100	164,791	0	-100
UNITED STATES	2652927	1230987	-53.6	914,954	829,342	-9.36
CANADA	56927	19433	-65.86	51,404	16,008	-68.86
PANAMA	0	30000 -		0	4,640 -	
BRAZIL	0	36253 -		0	7,070 -	
MARTINIQUE	0	34 -		0	159 -	
UNITED KINGDOM	641505	198396	-69.07	45,408	59,585	31.22
NETHERLANDS	0	91243 -		0	150,177 -	
FRANCE	12883	58390	353.23	15,144	12,828	-15.29
GERMANY, FED. REP. OF	6129	2614	-57.35	4,627	6,080	31.4
BELGIUM	20903	54225	159.41	15,178	3,070,758	20131.64
SWITZERLAND	576818	415301	-28	30,538	36,641	19.98
NORWAY	0	40400 -		0	2,020 -	
IRELAND	82	0	-100	270	0	-100

TABEL 5. PERKEMBANGAN EKSPOR INDONESIA MENURUT KOMODITI DAN NEGARA TUJUAN

JENIS BARANG	BERAT BERSIH (KG)		PERUB	NILAI FOB (US \$)		PERUB
	JAN-JUN 2005	JAN-JUN 2006	%	JAN-JUN 2005	JAN-JUN 2006	%
	(1)	(2)	(3)	(4)	(5)	(6)
ITALY	57	47530	83285.96	350	6,253	1686.57
SPAIN	0	262209 -		0	184,092 -	
PORTUGAL	300008	0	-100	19,504	0	-100
ICELAND	0	94370 -		0	38,805 -	
GREECE	129	712	451.94	48	1,646	3329.17
KYRGYZSTAN	105000	0	-100	29,800	0	-100
CROATIA	708	0	-100	7,168	0	-100
CZECH REPUBLIC	0	100 -		0	53 -	
BARANG-BARANG SENI	1448145	1376992	-4.91	3,241,219	3,305,273	1.98
JAPAN	63148	80565	27.58	143,991	342,112	137.59
HONG KONG	4568	7185	57.29	18,670	62,594	235.27
KOREA, REPUBLIC OF	8568	53887	528.93	10,280	74,113	620.94
TAIWAN	13475	9031	-32.98	53,749	25,741	-52.11
CHINA	278	2067	643.53	476	17,640	3605.88
THAILAND	2313	3124	35.06	17,732	3,714	-79.05
SINGAPORE	70469	21274	-69.81	52,759	159,895	203.07
PHILIPPINES	445	242	-45.62	1,132	2,688	137.46
MALAYSIA	35139	111921	218.51	184,024	146,997	-20.12
BRUNEI DARUSSALAM	1322	248	-81.24	1,632	123	-92.46
VIET NAM	144392	25	-99.98	79,145	253	-99.68
MALDIVES	249	1176	372.29	1,807	9,311	415.27
INDIA	169	3525	1985.8	440	6,972	1484.55
BANGLADESH	0	1870 -		0	680 -	
SRI LANKA	0	579 -		0	1,539 -	
IRAN (ISLAMIC REPUBLIC OF	5783	1324	-77.11	703	1,107	57.47
SAUDI ARABIA	8438	3059	-63.75	15,952	9,467	-40.65
KUWAIT	8256	40000	384.5	4,244	2,200	-48.16
JORDAN	0	860 -		0	547 -	
LEBANON	0	371 -		0	1,529 -	
YEMEN	0	279 -		0	418 -	
SYRIA ARAB REPUBLIC	26	0	-100	8	0	-100
TURKEY	70855	68681	-3.07	91,345	87,176	-4.56
UNITED ARAB EMIRATES	16624	18440	10.92	54,023	31,413	-41.85
QATAR	0	91 -		0	80 -	
BAHRAIN	125	0	-100	161	0	-100
CYPRUS	1566	1183	-24.46	1,928	13,470	598.65
EGYPT	21715	189	-99.13	2,540	156	-93.86
MOROCCO	192	0	-100	73	0	-100
TUNISIA	838	446	-46.78	2,229	958	-57.02
MADAGASCAR	657	20	-96.96	1,050	88	-91.62
KENYA	860	0	-100	4,043	0	-100
REUNION	3115	4619	48.28	8,243	10,165	23.32
GABON	115	0	-100	107	0	-100
SENEGAL	29035	9593	-66.96	25,180	8,800	-65.05
U.S. VIRGIN ISLANDS	272	0	-100	425	0	-100
SEYCHELLES	116	0	-100	326	0	-100
SOUTH AFRICA	5975	1580	-73.56	8,451	4,740	-43.91
MAURITIUS	89	532	497.75	61	497	714.75
VIRGIN ISLANDS (BRITISH)	109	4	-96.33	666	40	-93.99
AUSTRALIA	166422	109411	-34.26	247,421	166,968	-32.52
NEW ZEALAND	135854	3557	-97.38	78,737	6,267	-92.04
MICRONESIA, FEDERATED S'	0	361 -		0	814 -	
GUAM	0	813 -		0	1,150 -	
NEW CALEDONIA	1991	3269	64.19	3,530	6,344	79.72
NORTHERN MARIANA ISLANDS	504	0	-100	781	0	-100
VANUATU	0	330 -		0	621 -	
COOK ISLANDS	0	4492 -		0	11,633 -	
FIJI	24830	14680	-40.88	25,784	24,236	-6
UNITED STATES	146673	122174	-16.7	1,001,809	538,456	-46.25
CANADA	9471	12484	31.81	54,303	23,709	-56.34
MEXICO	2040	6833	234.95	4,043	13,051	222.8
PANAMA	0	690 -		0	450 -	
CHILE	115	236	105.22	730	375	-48.63
VENEZUELA	347	0	-100	453	0	-100
ARGENTINA	1216	156	-87.17	752	397	-47.21
BRAZIL	190	1499	688.95	337	2,274	574.78
COLOMBIA	382	75	-80.37	2,952	180	-93.9
PUERTO RICO	2046	495	-75.81	4,963	389	-92.16

TABEL 5. PERKEMBANGAN EKSPOR INDONESIA MENURUT KOMODITI DAN NEGARA TUJUAN

JENIS BARANG	BERAT BERSIH (KG)		PERUB	NILAI FOB (US \$)		PERUB
	JAN-JUN 2005	JAN-JUN 2006	%	JAN-JUN 2005	JAN-JUN 2006	%
	(1)	(2)	(3)	(4)	(5)	(6)
DOMINICAN REPUBLIC	474	498	5.06	451	897	98.89
EL SALVADOR	1068	235	-78	910	482	-47.03
COSTA RICA	6732	1243	-81.54	12,490	1,080	-91.35
HAITI	0	206	-	0	572	-
ANTIGUA AND BARBUDA	432	513	18.75	1,598	242	-84.86
CAYMAN ISLANDS	0	22	-	0	894	-
DOMINICA	387	361	-6.72	420	300	-28.57
FRENCH POLYNESIA	11131	8579	-22.93	15,405	7,854	-49.02
MARTINIQUE	435	812	86.67	533	1,369	156.85
NETHERLANDS ANTILLES	585	1464	150.26	3,454	8,815	155.21
GUADELOUPE	649	382	-41.14	2,081	1,036	-50.22
UNITED KINGDOM	20759	89197	329.68	38,046	119,011	212.81
NETHERLANDS	67740	60091	-11.29	189,395	200,422	5.82
FRANCE	81922	91324	11.48	155,419	282,237	81.6
GERMANY, FED. REP. OF	43609	82716	89.68	120,078	196,440	63.59
AUSTRIA	4110	655	-84.06	31,479	2,070	-93.42
BELGIUM	22301	39734	78.17	34,245	86,740	153.29
SWITZERLAND	1954	1934	-1.02	13,220	6,448	-51.23
DENMARK	4020	3415	-15.05	11,436	21,779	90.44
NORWAY	2261	67	-97.04	3,314	125	-96.23
SWEDEN	16303	20875	28.04	24,351	26,785	10
FINLAND	0	184	-	0	881	-
IRELAND	306	3618	1082.35	319	5,648	1670.53
ITALY	55142	123707	124.34	144,317	255,813	77.26
SPAIN	64237	97435	51.68	189,454	210,316	11.01
PORTUGAL	2738	2508	-8.4	6,121	2,474	-59.58
GREECE	8197	3300	-59.74	10,514	4,344	-58.68
HUNGARY	1387	5189	274.12	3,245	11,896	266.59
POLAND	1361	678	-50.18	872	4,572	424.31
ROMANIA	216	935	332.87	300	815	171.67
BULGARIA	0	1557	-	0	8,410	-
YUGOSLAVIA	60	0	-100	137	0	-100
KAZAKHSTAN	182	561	208.24	375	850	126.67
UKRAINE	93	132	41.94	122	300	145.9
LITHUANIA	405	10	-97.53	2,416	71	-97.06
CROATIA	457	1264	176.59	1,658	3,880	134.02
MALTA	14394	0	-100	7,409	0	-100
SLOVAKIA	0	364	-	0	290	-
SLOVENIA	120	325	170.83	92	104	13.04
CZECH REPUBLIC	141	23	-83.69	202	10	-95.05
RUSSIA FEDERATION	460	1334	190	1,151	4,464	287.84
BARANG KIRIMAN, POS DAN	2	0	-100	170	0	-100
SINGAPORE	2	0	-100	170	0	-100
LAINNYA	1000671	207	-99.98	1,354,103	8,455	-99.38
JAPAN	199	17	-91.46	3,955	7,000	76.99
HONG KONG	1	100	9900	45	500	1011.11
SINGAPORE	205	89	-56.59	3,858	944	-75.53
UNITED STATES	1000029	1	-100	1,342,270	11	-100
GERMANY, FED. REP. OF	52	0	-100	1,267	0	-100
BELGIUM	185	0	-100	2,708	0	-100
TOTAL EKSPOR	122,391,373,331	149,702,308,057	22.31	40,748,643,138	46,917,149,412	15.14