




Katalog BPS : 3414.

STATISTIK UPAH BURUH TANI DI PEDESAAN

*Farm Wage Statistics
in Rural Area*

1997 - 2003



BPS

Badan Pusat Statistik, Jakarta - Indonesia

**Statistik Upah Buruh Tani di Pedesaan
1997 - 2003**

Penyusun/Pembuat Ulasan

Lia Ermayati, S.Si

Pembuat Tabel

Lia Ermayati, S.Si

Editor

DR. Ir. Sasmito Hadi Wibowo, MSc

Amirudin, S.Si

Koordinator

DR. Ali Rosidi

**Statistik Nilai Tukar Petani di Indonesia
2000 - 2003**

Penyusun/Pembuat Ulasan

Akhmad Fikri

Pembuat Tabel

Akhmad Fikri

Editor

DR. Ir. Sasmito Hadi Wibowo, MSc

Ir. Dwi Arijani

Koordinator

DR. Ali Rosidi

KATA PENGANTAR

Publikasi Statistik Upah Buruh Tani di pedesaan tahun 1997 - 2003 ini merupakan kelanjutan dari publikasi sebelumnya yang diterbitkan setiap tahun. Publikasi ini menyajikan data harga upah buruh tani pedesaan Subsektor Tanaman Bahan Makanan di Indonesia dirinci menurut jasa pekerjaan seperti upah mencangkul, menanam, dan merambat/menyiangi. Data dikumpulkan melalui survei statistik harga-harga di pedesaan yang dilakukan setiap bulan di 23 propinsi di Indonesia.

Kami sadari bahwa publikasi Statistik Upah Buruh Tani di pedesaan masih belum dapat memenuhi kebutuhan para pemakai data secara maksimal, kritik dan saran konstruktif sangat diharapkan untuk penyempurnaan dan pengembangan publikasi yang akan datang.

Terima kasih disampaikan kepada semua pihak yang telah membantu terwujudnya publikasi ini.

Jakarta, Agustus 2004

KEPALA BADAN PUSAT STATISTIK

DR. CHORIL MAKSUM

Nip. 340003890

Daftar Isi

| | Halaman |
|-------------------------------|---------|
| Kata Pengantar | i |
| Daftar Isi | iii |
| Daftar Tabel | v |
| | |
| I. PENDAHULUAN | 1 |
| 1.1. Latar Belakang | 1 |
| 1.2. Tujuan | 1 |
| 1.3. Ruang Lingkup | 2 |
| II. KONSEP DAN DEFINISI | 3 |
| III. METODOLOGI | 4 |
| 3.1. Pengumpulan Data | 4 |
| 3.2. Pengolahan Data | 4 |
| IV. ULASAN SINGKAT | 6 |
| | |
| TABEL-TABEL | 11 |

Daftar Tabel

| | Halaman |
|---|---------|
| Tabel 1 : Rata-rata Upah Buruh Tani Mencangkul di 23 Propinsi di Indonesia, Tahun 1996-2002 (Rupiah/Orang/Setengah Hari) | 11 |
| Tabel 2 : Rata-rata Upah Buruh Tani Menanam di 23 Propinsi di Indonesia, Tahun 1996-2002 (Rupiah/Orang/Setengah Hari) | 12 |
| Tabel 3 : Rata-rata Upah Buruh Tani Merambet/Menyiangi di 23 Propinsi di Indonesia, Tahun 1996-2002 (Rupiah/Orang/Setengah Hari) | 13 |
| Tabel 4 : Upah Buruh Tani di Pedesaan Dirinci menurut Jenis Pekerjaan Propinsi Nanggroe Aceh Darussalam, Tahun 1996-2002 (Rupiah/Orang/Setengah Hari) | 14-15 |
| Tabel 5 : Upah Buruh Tani di Pedesaan Dirinci menurut Jenis Pekerjaan Propinsi Sumatera Utara, Tahun 1996-2002 (Rupiah/Orang/Setengah Hari) | 16-17 |
| Tabel 6 : Upah Buruh Tani di Pedesaan Dirinci menurut Jenis Pekerjaan Propinsi Sumatera Barat, Tahun 1996-2002 (Rupiah/Orang/Setengah Hari) | 18-19 |
| Tabel 7 : Upah Buruh Tani di Pedesaan Dirinci menurut Jenis Pekerjaan Propinsi Riau, Tahun 1996-2002 (Rupiah/Orang/Setengah Hari) | 20-21 |
| Tabel 8 : Upah Buruh Tani di Pedesaan Dirinci menurut Jenis Pekerjaan Propinsi Jambi, Tahun 1996-2002 (Rupiah/Orang/Setengah Hari) | 22-23 |
| Tabel 9 : Upah Buruh Tani di Pedesaan Dirinci menurut Jenis Pekerjaan Propinsi Sumatera Selatan, Tahun 1996-2002 (Rupiah/Orang/Setengah Hari) | 24-25 |
| Tabel 10 : Upah Buruh Tani di Pedesaan Dirinci menurut Jenis Pekerjaan Propinsi Bengkulu, Tahun 1996-2002 (Rupiah/Orang/Setengah Hari) | 26-27 |

| | | | |
|----------|---|--|-------|
| Tabel 11 | : | Upah Buruh Tani di Pedesaan Dirinci menurut Jenis Pekerjaan Propinsi Lampung, Tahun 1996-2002 (Rupiah/Orang/Setengah Hari) | 28-29 |
| Tabel 12 | : | Upah Buruh Tani di Pedesaan Dirinci menurut Jenis Pekerjaan Propinsi Jawa Barat, Tahun 1996-2002 (Rupiah/Orang/Setengah Hari) | 30-31 |
| Tabel 13 | : | Upah Buruh Tani di Pedesaan Dirinci menurut Jenis Pekerjaan Propinsi Jawa Tengah, Tahun 1996-2002 (Rupiah/Orang/Setengah Hari) | 32-33 |
| Tabel 14 | : | Upah Buruh Tani di Pedesaan Dirinci menurut Jenis Pekerjaan Propinsi D.I. Yogyakarta, Tahun 1996-2002 (Rupiah/Orang/Setengah Hari) | 34-35 |
| Tabel 15 | : | Upah Buruh Tani di Pedesaan Dirinci menurut Jenis Pekerjaan Propinsi Jawa Timur, Tahun 1996-2002 (Rupiah/Orang/Setengah Hari) | 36-37 |
| Tabel 16 | : | Upah Buruh Tani di Pedesaan Dirinci menurut Jenis Pekerjaan Propinsi Bali, Tahun 1996-2002 (Rupiah/Orang/Setengah Hari) | 38-39 |
| Tabel 17 | : | Upah Buruh Tani di Pedesaan Dirinci menurut Jenis Pekerjaan Propinsi Nusa Tenggara Barat, Tahun 1996-2002 (Rupiah/Orang/Setengah Hari) | 40-41 |
| Tabel 18 | : | Upah Buruh Tani di Pedesaan Dirinci menurut Jenis Pekerjaan Propinsi Nusa Tenggara Timur, Tahun 1996-2002 (Rupiah/Orang/Setengah Hari) | 42-43 |
| Tabel 19 | : | Upah Buruh Tani di Pedesaan Dirinci menurut Jenis Pekerjaan Propinsi Kalimantan Barat, Tahun 1996-2002 (Rupiah/Orang/Setengah Hari) | 44-45 |
| Tabel 20 | : | Upah Buruh Tani di Pedesaan Dirinci menurut Jenis Pekerjaan Propinsi Kalimantan Tengah, Tahun 1996-2002 (Rupiah/Orang/Setengah Hari) | 46-47 |
| Tabel 21 | : | Upah Buruh Tani di Pedesaan Dirinci menurut Jenis Pekerjaan Propinsi Kalimantan Selatan, Tahun 1996-2002 (Rupiah/Orang/Setengah Hari) | 48-49 |

| | | | |
|----------|---|--|-------|
| Tabel 22 | : | Upah Buruh Tani di Pedesaan Dirinci menurut Jenis Pekerjaan Propinsi Kalimantan Timur, Tahun 1996-2002 (Rupiah/Orang/Setengah Hari) | 50-51 |
| Tabel 23 | : | Upah Buruh Tani di Pedesaan Dirinci menurut Jenis Pekerjaan Propinsi Sulawesi Utara, Tahun 1996-2002 (Rupiah/Orang/Setengah Hari) | 52-53 |
| Tabel 25 | : | Upah Buruh Tani di Pedesaan Dirinci menurut Jenis Pekerjaan Propinsi Sulawesi Selatan, Tahun 1996-2002 (Rupiah/Orang/Setengah Hari) | 56-57 |
| Tabel 24 | : | Upah Buruh Tani di Pedesaan Dirinci menurut Jenis Pekerjaan Propinsi Sulawesi Tengah, Tahun 1996-2002 (Rupiah/Orang/Setengah Hari) | 54-55 |
| Tabel 26 | : | Upah Buruh Tani di Pedesaan Dirinci menurut Jenis Pekerjaan Propinsi Sulawesi Tenggara, Tahun 1996-2002 (Rupiah/Orang/Setengah Hari) | 58-59 |
| Tabel 27 | : | Upah Buruh Tani Mencangkul di Pedesaan Dirinci menurut Wilayah Tahun 1996-2002 (Rupiah/Orang/Setengah Hari) | 60 |
| Tabel 28 | : | Upah Buruh Tani Menanam di Pedesaan Dirinci menurut Wilayah Tahun 1996-2002 (Rupiah/Orang/Setengah Hari) | 61 |
| Tabel 29 | : | Upah Buruh Tani Merambat/Menyiangi di Pedesaan Dirinci menurut Wilayah Tahun 1996-2002 (Rupiah/Orang/Setengah Hari) | 62 |
| Tabel 30 | : | Upah Buruh Tani Mencangkul di 23 Propinsi di Indonesia Tahun 1996-2002 (Rupiah/Orang/Setengah Hari) | 63-72 |
| Tabel 31 | : | Upah Buruh Tani Menanam di 23 Propinsi di Indonesia Tahun 1996-2002 (Rupiah/Orang/Setengah Hari) | 73-82 |
| Tabel 32 | : | Upah Buruh Tani Merambat/Menyiangi di 23 Propinsi di Indonesia Tahun 1996-2002 (Rupiah/Orang/Setengah Hari) | 83-92 |

I. PENDAHULUAN

1.1. Latar Belakang

Sebagai negara agraris, sektor pertanian memegang peranan yang cukup penting dalam kehidupan perekonomian masyarakat Indonesia, khususnya masyarakat yang tinggal di wilayah pedesaan. Hingga saat ini sebagian besar penduduk Indonesia masih tinggal di pedesaan dan mayoritas menggantungkan hidup mereka pada sektor pertanian.

Buruh tani sebagai salah satu komponen pada sektor pertanian, mempunyai kontribusi yang cukup besar dalam menentukan keberhasilan sektor ini. Tetapi pada kenyataannya keberhasilan sektor pertanian tidak selalu diikuti oleh meningkatnya kesejahteraan buruh tani terutama dalam situasi perekonomian Indonesia saat ini. Hal ini disebabkan masih rendahnya upah buruh di Indonesia sementara di sisi lain harga barang-barang untuk memenuhi kebutuhan hidup sehari-hari semakin tinggi.

Pengumpulan data mengenai upah buruh tani di pedesaan pada Subsektor Pertanian Tanaman Bahan Makanan merupakan salah satu kegiatan rutin yang dilaksanakan Sub Direktorat Statistik Harga Produsen dan Konsumen Pedesaan. Pengumpulan data tersebut terkait dengan pencacahan Survei Harga Produsen yang dilakukan setiap bulan di seluruh propinsi di Indonesia kecuali DKI Jakarta.

1.2. Tujuan

Tujuan dari penerbitan publikasi ini adalah untuk mengetahui secara umum dan berkesinambungan tentang kondisi upah buruh tani di pedesaan, khususnya upah untuk jenis pekerjaan mencangkul, menanam dan merambat/menyiangi pada periode tahun 1997- 2003.

1.3. Ruang Lingkup

Publikasi ini menyajikan data upah dari tiga jenis pekerjaan yaitu mencangkul, menanam, dan merambat/menyiangi yang dikerjakan buruh tani laki-laki. Ketiga macam pekerjaan di atas merupakan pekerjaan yang banyak dilakukan oleh buruh lepas di pedesaan pada Subsektor Pertanian Tanaman Bahan Makanan. Sebenarnya ada beberapa jenis pekerjaan lain pada subsektor ini seperti memanen, memelihara, dan menjemur, namun diasumsikan bahwa pekerjaan tadi kebanyakan dilakukan oleh pemilik lahan (petani) atau pekerja keluarga yang tidak dibayar, dan walaupun dikerjakan oleh pihak lain biasanya dilakukan dengan sistem borongan atau bagi hasil.

Publikasi upah buruh tani tahun 2003 ini mencakup 23 propinsi yang terbagi dalam lima wilayah, yaitu wilayah Sumatera meliputi Propinsi Nanggroe Aceh Darussalam, Sumatera Utara, Sumatera Barat, Riau, Jambi, Sumatera Selatan (termasuk Propinsi Bangka Belitung), Bengkulu, dan Lampung; wilayah Jawa meliputi Propinsi Jawa Barat (termasuk Propinsi Banten), Jawa Tengah, D.I. Yogyakarta, dan Jawa Timur; dan wilayah Nusa Tenggara meliputi Propinsi Bali, Nusa Tenggara Barat, Nusa Tenggara Timur; wilayah Kalimantan meliputi Propinsi Kalimantan Barat, Kalimantan Tengah, Kalimantan Selatan, Kalimantan Timur; dan wilayah Sulawesi yang meliputi Propinsi Sulawesi Utara (termasuk Propinsi Gorontalo), Sulawesi Tengah, Sulawesi Selatan dan Sulawesi Tenggara. Pemilihan ke 23 propinsi tersebut didasarkan kepada dua aspek yaitu mutu data bulanan yang dikumpulkan serta tingkat kontinuitas pengiriman data yang diterima. Dengan demikian data yang dikumpulkan diharapkan dapat memberi gambaran yang baik mengenai keadaan buruh tani di Indonesia.

II. KONSEP DAN DEFINISI

1. **Buruh Tani** adalah orang yang melakukan kegiatan menghasilkan produk pertanian (tanaman padi, palawija, sayur-sayuran dan buah-buahan) dengan tidak menanggung resiko sendiri akan tetapi dengan tujuan mendapatkan upah.
Buruh yang dimaksud di sini tidak dikaitkan dengan kriteria umur, tingkat pendidikan dan lain sebagainya.
2. **Upah** adalah balas jasa yang diberikan langsung kepada buruh untuk suatu pekerjaan/jasa yang telah dilakukan baik berupa uang atau barang/jasa.
Upah yang dimaksud di sini adalah upah yang diberikan dalam bentuk uang per orang selama setengah hari kerja atau waktu bekerjanya selama 1 - 6 jam.
Upah mencangkul, menanam, dan merambat/menyiangi dibatasi hanya untuk buruh yang bekerja di lahan sawah dan tidak mencakup buruh yang bekerja di lahan kering/kebun.
3. **Mencangkul** adalah mengerjakan pengolahan lahan dengan menggunakan cangkul.
4. **Menanam** adalah mengerjakan penyiapan lahan untuk bibit, penebaran benih sampai pengangkutan bibit untuk ditanam di lahan pertanian.
5. **Merambat/menyiangi** adalah kegiatan membersihkan tanaman liar seperti rumput, semanggi, dll.

III. METODOLOGI

3.1. Pengumpulan Data

Pencacahan dan pengumpulan data upah buruh tani ini dilakukan melalui wawancara langsung dengan responden menggunakan daftar HP-2.1 (Survei Harga Produsen Subsektor Tanaman Bahan Makanan). Pencacahan dilakukan setiap bulan oleh petugas pencacah yaitu Koordinator Statistik Kecamatan (KSK) yang bertugas di masing-masing kecamatan sampel di 23 propinsi di Indonesia.

3.2. Pengolahan Data

Dalam menghitung rata-rata upah setiap jenis pekerjaan di masing-masing propinsi setiap bulan digunakan Relatif Harga, yakni dengan cara membandingkan upah pada bulan bersangkutan (n) dengan upah pada bulan sebelumnya (n-1), lalu mengalikannya dengan rata-rata upah pada bulan sebelumnya.

Bila menggunakan notasi matematika maka tahapannya adalah sebagai berikut :

1. Penghitungan Relatif Harga (RH) untuk kecamatan

$$RH_{(n)i} = \frac{U_{(n)i}}{U_{(n-1)i}} \times 100$$

di mana :

$$\begin{aligned} RH_{(n)i} &= \text{RH bulan ke-n kecamatan } i \\ U_{(n)i} &= \text{Upah bulan ke-n kecamatan } i \\ U_{(n-1)i} &= \text{Upah bulan ke-(n-1) kecamatan } i \end{aligned}$$

2. Penghitungan RH untuk propinsi

$$XRh_{(n)} = \frac{\sum RH_{(n)i}}{N}$$

di mana :

$$\begin{aligned} XRh_{(n)} &= \text{RH propinsi bulan ke-n} \\ RH_{(n)i} &= \text{RH bulan ke-n kecamatan i} \\ N &= \text{Banyaknya kecamatan} \end{aligned}$$

3. Penghitungan upah untuk propinsi

$$U_n = \frac{XRh_{(n)} \times U_{(n-1)}}{100}$$

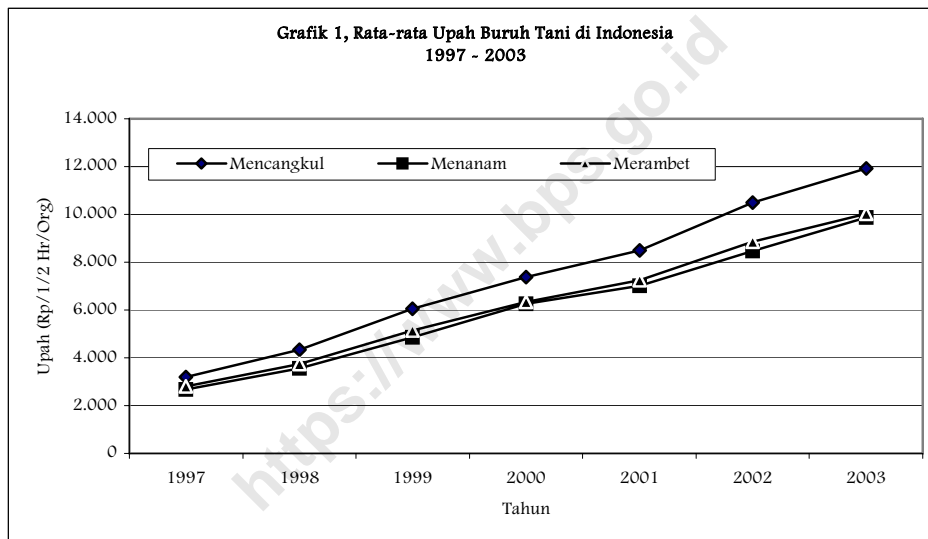
di mana :

$$\begin{aligned} U_{(n)} &= \text{Upah bulan ke-n} \\ XRh_{(n)} &= \text{RH propinsi bulan ke-(n-1)} \\ U_{(n-1)} &= \text{Upah bulan ke-(n-1)} \end{aligned}$$

Sedangkan untuk mendapatkan rata-rata upah untuk setiap tahun maupun rata-rata upah per wilayah digunakan metode rata-rata hitung biasa.

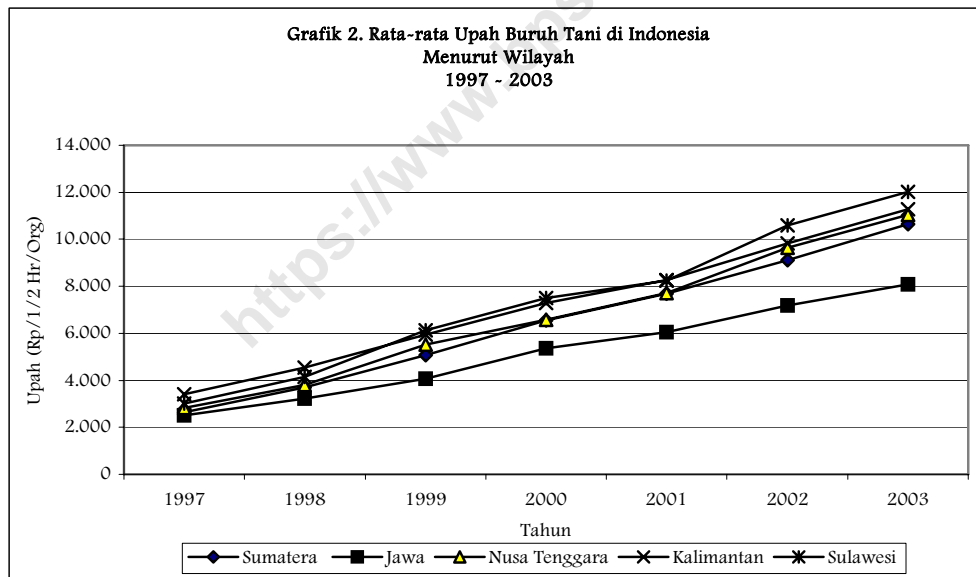
IV. ULASAN SINGKAT

Selama periode tahun 1997 – 2003, rata-rata upah buruh tani mencangkul, menanam, dan merambat/menyiangi di Indonesia cenderung mengalami kenaikan setiap tahunnya. Rata-rata kenaikan per tahun upah buruh mencangkul pada periode tersebut berkisar antara 17,15% - 36,78%, upah menanam 18,09% - 35,99% upah merambat/menyiangi 17,84% - 31,86% di setiap propinsi.



Rata-rata kenaikan upah mencangkul per tahun di Indonesia pada periode yang sama adalah yang tertinggi dibandingkan dengan upah menanam dan merambat yaitu sebesar 26,02%. Rata-rata kenaikan upah menanam dan merambat per tahun pada periode yang sama, masing-masing sebesar 25,68% dan 24,98%. Secara nominal, upah mencangkul juga lebih tinggi dibandingkan dengan kedua upah lainnya. Rata-rata upah mencangkul pada tahun 2003 sebesar Rp. 11.880 sedangkan upah menanam dan merambat masing-masing sebesar Rp.9.820 dan Rp. 10.032.

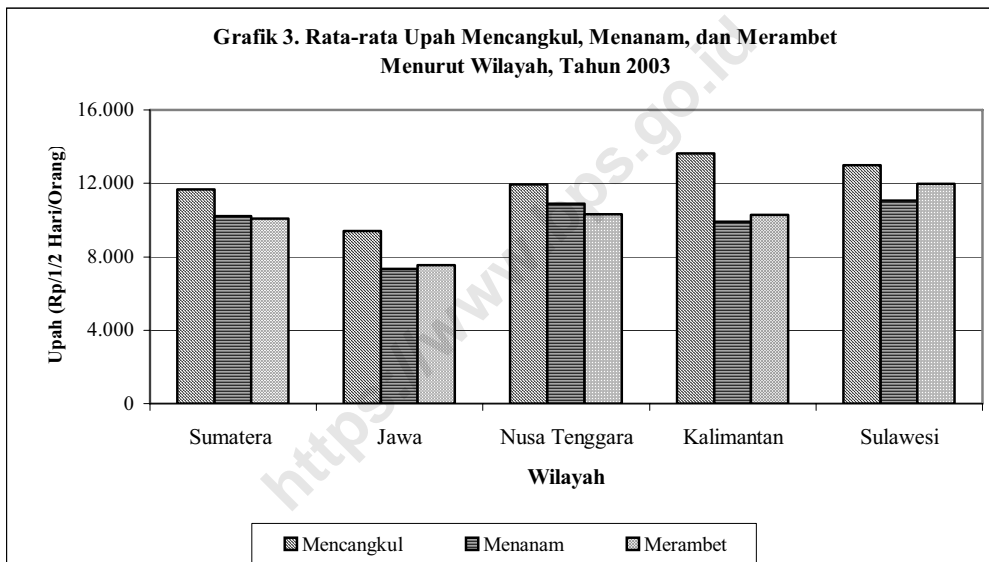
Upah buruh tani di wilayah Jawa lebih rendah bila dibandingkan dengan upah buruh tani di luar Jawa. Rata-rata upah mencangkul di Jawa selama tahun 2003 berkisar antara Rp.5.824 hingga Rp. 12.467, upah menanam berkisar antara Rp. 4.510 hingga Rp. 10.477, dan upah merambat/menyiangi berkisar antara Rp. 4.593 hingga Rp. 10.508. Rendahnya upah buruh tani di wilayah Jawa sangat dipengaruhi oleh rendahnya upah buruh tani di Propinsi D.I. Yogyakarta. Upah mencangkul, menanam, dan merambat/menyiangi di Propinsi D.I. Yogyakarta selama periode tahun 1997 - 2003 merupakan upah buruh terendah di Indonesia. Rata-rata upah mencangkul, menanam, dan merambat/menyiangi di Propinsi D.I. Yogyakarta pada tahun 2003 masing-masing sebesar Rp. 6.061, Rp. 5.017, dan Rp. 4.821.



Rata-rata upah mencangkul pada umumnya lebih tinggi bila dibandingkan dengan upah menanam dan merambat/menyiangi. Wilayah Kalimantan memiliki rata-rata upah buruh mencangkul tertinggi yaitu sebesar Rp. 13.636, dibandingkan dengan upah menanam dan merambat yang masing-masing sebesar Rp. 9.911 dan Rp. 10.274. Selama periode Januari – Desember 2003, upah buruh mencangkul di Kalimantan berkisar antara Rp. 10.668 hingga Rp. 16.691. Kalimantan Timur memiliki upah buruh tani tertinggi tertinggi di wilayah

Kalimantan. Pada bulan Desember 2003, upah mencangkul, menanam, dan merambet masing-masing sebesar Rp. 16.691, Rp. 11.075, dan Rp. 11.685.

Meskipun rata-rata upah buruh tani di wilayah Kalimantan paling tinggi dibandingkan empat wilayah lain di Indonesia, secara nominal upah buruh tani di Propinsi Sulawesi Utara adalah yang tertinggi di Indonesia. Pada bulan Desember 2003, upah mencangkul, menanam, dan merambet di Sulawesi Utara masing-masing sebesar Rp. 18.870, Rp. 17.992, dan Rp. 17.933.



**Tabel 1 : Rata-Rata Upah Buruh Tani Mencangkul di 23 Propinsi di Indonesia
Tahun 1997 - 2003
(Rupiah/Orang/Setengah hari)**

| Propinsi | Tahun | | | | | | |
|-----------------------------|-------|-------|--------|--------|--------|--------|--------|
| | 1997 | 1998 | 1999 | 2000 | 2001 | 2002 | 2003 |
| (1) | (2) | (3) | (4) | (5) | (6) | (7) | (8) |
| 1. Nanggroe Aceh Darussalam | 3,329 | 4,951 | 6,699 | 8,030 | 9,324 | 10,882 | 13,275 |
| 2. Sumatera Utara | 3,315 | 4,451 | 5,929 | 9,124 | 10,325 | 12,455 | 13,393 |
| 3. Sumatera Barat | 2,910 | 3,782 | 5,193 | 6,584 | 7,642 | 10,191 | 11,821 |
| 4. Riau | 3,329 | 4,500 | 5,963 | 8,738 | 10,105 | 10,623 | 13,158 |
| 5. Jambi | 2,861 | 3,933 | 5,537 | 6,778 | 8,681 | 10,872 | 12,258 |
| 6. Sumatera Selatan | 2,555 | 3,296 | 4,254 | 5,328 | 6,065 | 7,798 | 10,533 |
| 7. Bengkulu | 2,113 | 4,214 | 6,273 | 6,949 | 8,165 | 9,151 | 10,435 |
| 8. Lampung | 2,590 | 3,054 | 3,896 | 6,392 | 6,993 | 8,082 | 8,372 |
| 9. Jawa Barat | 4,320 | 5,335 | 6,718 | 7,829 | 9,049 | 11,100 | 12,192 |
| 10. Jawa Tengah | 2,701 | 3,480 | 4,336 | 5,114 | 5,936 | 6,935 | 7,497 |
| 11. D.I. Yogyakarta | 1,258 | 1,829 | 2,352 | 4,125 | 4,488 | 5,704 | 6,061 |
| 12. Jawa Timur | 4,025 | 5,483 | 6,972 | 7,734 | 8,895 | 10,631 | 11,898 |
| 13. B a l i | 4,507 | 6,017 | 7,598 | 8,825 | 10,894 | 14,664 | 17,281 |
| 14. Nusa Tenggara Barat | 3,073 | 4,126 | 6,917 | 7,874 | 8,463 | 10,721 | 11,182 |
| 15. Nusa Tenggara Timur | 1,777 | 2,564 | 4,275 | 5,007 | 5,905 | 7,071 | 7,334 |
| 16. Kalimantan Barat | 3,488 | 4,695 | 7,035 | 7,963 | 9,016 | 11,198 | 13,790 |
| 17. Kalimantan Tengah | 2,891 | 4,367 | 5,990 | 7,452 | 7,943 | 10,761 | 13,059 |
| 18. Kalimantan Selatan | 4,344 | 5,360 | 6,301 | 6,811 | 8,151 | 9,535 | 11,174 |
| 19. Kalimantan Timur | 4,149 | 5,698 | 8,850 | 12,135 | 14,000 | 16,253 | 16,520 |
| 20. Sulawesi Utara *) | 4,904 | 6,677 | 10,913 | 11,805 | 13,485 | 17,747 | 18,827 |
| 21. Sulawesi Tengah | 2,810 | 4,226 | 5,181 | 5,795 | 5,628 | 6,540 | 7,963 |
| 22. Sulawesi Selatan | 2,688 | 3,397 | 4,324 | 6,303 | 7,563 | 9,288 | 11,655 |
| 23. Sulawesi Tenggara | 2,132 | 3,408 | 5,037 | 6,814 | 8,234 | 10,969 | 13,567 |

*) Ralat publikasi sebelumnya (1997-2002)

**Tabel 2: Rata-Rata Upah Buruh Tani Menanam di 23 Propinsi di Indonesia
Tahun 1997 - 2003
(Rupiah/Orang/Setengah hari)**

| Propinsi | Tahun | | | | | | |
|-----------------------------|-------|-------|-------|--------|--------|--------|--------|
| | 1997 | 1998 | 1999 | 2000 | 2001 | 2002 | 2003 |
| (1) | (2) | (3) | (4) | (5) | (6) | (7) | (8) |
| 1. Nanggroe Aceh Darussalam | 2,704 | 3,982 | 5,132 | 5,650 | 6,866 | 7,885 | 9,007 |
| 2. Sumatera Utara | 2,948 | 4,001 | 5,312 | 7,334 | 8,339 | 9,786 | 11,201 |
| 3. Sumatera Barat | 2,905 | 3,774 | 5,076 | 6,406 | 6,871 | 8,468 | 10,985 |
| 4. Riau | 2,680 | 4,045 | 5,515 | 7,530 | 10,208 | 10,732 | 11,735 |
| 5. Jambi | 2,713 | 3,728 | 5,772 | 6,967 | 8,084 | 10,569 | 12,389 |
| 6. Sumatera Selatan | 2,161 | 2,727 | 3,782 | 4,664 | 5,229 | 6,775 | 8,904 |
| 7. Bengkulu | 2,156 | 3,869 | 5,639 | 6,410 | 7,750 | 9,178 | 9,875 |
| 8. Lampung | 2,101 | 2,571 | 3,301 | 6,023 | 6,381 | 7,310 | 7,563 |
| 9. Jawa Barat | 2,690 | 3,410 | 4,034 | 6,299 | 7,039 | 8,106 | 10,296 |
| 10. Jawa Tengah | 2,101 | 2,615 | 3,288 | 4,428 | 4,993 | 5,727 | 6,564 |
| 11. D.I. Yogyakarta | 927 | 1,197 | 1,517 | 3,186 | 3,319 | 4,065 | 5,017 |
| 12. Jawa Timur | 2,640 | 3,237 | 4,227 | 5,422 | 6,071 | 7,107 | 7,421 |
| 13. B a l i | 2,853 | 3,579 | 4,753 | 7,573 | 9,171 | 12,003 | 15,374 |
| 14. Nusa Tenggara Barat | 2,494 | 3,319 | 5,227 | 6,044 | 6,635 | 8,220 | 8,703 |
| 15. Nusa Tenggara Timur | 1,942 | 2,577 | 3,778 | 4,505 | 5,316 | 6,571 | 6,963 |
| 16. Kalimantan Barat | 2,712 | 3,922 | 5,854 | 6,841 | 7,618 | 8,945 | 9,767 |
| 17. Kalimantan Tengah | 2,957 | 4,843 | 5,939 | 6,869 | 7,047 | 7,047 | 8,904 |
| 18. Kalimantan Selatan | 3,549 | 4,594 | 5,241 | 5,713 | 6,836 | 8,215 | 10,262 |
| 19. Kalimantan Timur | 4,106 | 4,488 | 4,953 | 7,368 | 8,268 | 8,968 | 10,713 |
| 20. Sulawesi Utara *) | 4,730 | 6,504 | 9,949 | 10,742 | 12,149 | 16,344 | 17,697 |
| 21. Sulawesi Tengah | 2,704 | 4,108 | 5,034 | 5,470 | 5,307 | 6,454 | 8,168 |
| 22. Sulawesi Selatan | 2,391 | 2,887 | 3,858 | 7,697 | 8,467 | 10,258 | 11,108 |
| 23. Sulawesi Tenggara | 2,051 | 2,473 | 4,973 | 5,461 | 5,380 | 7,232 | 7,244 |

*) Ralat publikasi sebelumnya (1997-2002)

**Tabel 3: Rata-Rata Upah Buruh Tani Merambat/Menyiangi di 23 Propinsi di Indonesia
Tahun 1997 - 2003
(Rupiah/Orang/Setengah hari)**

| Propinsi | Tahun | | | | | | |
|-----------------------------|-------|-------|--------|--------|--------|--------|--------|
| | 1997 | 1998 | 1999 | 2000 | 2001 | 2002 | 2003 |
| (1) | (2) | (3) | (4) | (5) | (6) | (7) | (8) |
| 1. Nanggroe Aceh Darussalam | 2,714 | 3,820 | 4,855 | 5,328 | 6,200 | 7,143 | 8,288 |
| 2. Sumatera Utara | 3,174 | 4,161 | 5,514 | 7,712 | 8,623 | 10,085 | 11,259 |
| 3. Sumatera Barat | 2,747 | 3,358 | 4,705 | 6,282 | 7,408 | 9,498 | 11,801 |
| 4. Riau | 2,459 | 3,707 | 4,845 | 7,308 | 10,248 | 10,829 | 12,230 |
| 5. Jambi | 2,859 | 4,258 | 6,265 | 6,777 | 7,767 | 10,337 | 12,305 |
| 6. Sumatera Selatan | 2,120 | 2,756 | 3,574 | 4,350 | 4,924 | 6,094 | 9,114 |
| 7. Bengkulu | 1,844 | 3,328 | 4,947 | 5,500 | 6,592 | 7,755 | 7,755 |
| 8. Lampung | 2,064 | 2,615 | 3,615 | 5,083 | 5,584 | 6,380 | 7,832 |
| 9. Jawa Barat | 2,915 | 3,663 | 4,425 | 6,853 | 7,681 | 9,020 | 10,306 |
| 10. Jawa Tengah | 2,055 | 2,384 | 3,036 | 4,173 | 4,715 | 5,515 | 6,658 |
| 11. D.I. Yogyakarta | 1,441 | 2,075 | 2,739 | 3,378 | 3,588 | 4,406 | 4,821 |
| 12. Jawa Timur | 3,080 | 4,032 | 5,183 | 5,902 | 6,683 | 7,951 | 8,338 |
| 13. B a l i | 4,175 | 5,663 | 7,209 | 8,252 | 10,393 | 12,671 | 15,479 |
| 14. Nusa Tenggara Barat | 2,980 | 3,849 | 6,238 | 6,748 | 7,360 | 8,729 | 9,114 |
| 15. Nusa Tenggara Timur | 1,756 | 2,439 | 3,625 | 4,305 | 5,237 | 6,208 | 6,387 |
| 16. Kalimantan Barat | 2,562 | 3,397 | 4,618 | 5,708 | 6,275 | 7,663 | 9,100 |
| 17. Kalimantan Tengah | 2,596 | 4,048 | 4,908 | 6,574 | 7,783 | 9,151 | 9,681 |
| 18. Kalimantan Selatan | 3,244 | 4,516 | 6,113 | 6,683 | 8,038 | 9,604 | 10,814 |
| 19. Kalimantan Timur | 4,399 | 4,662 | 5,602 | 7,481 | 8,252 | 10,663 | 11,499 |
| 20. Sulawesi Utara *) | 3,981 | 6,010 | 10,476 | 12,015 | 13,411 | 17,226 | 17,906 |
| 21. Sulawesi Tengah | 2,763 | 3,725 | 4,662 | 5,303 | 5,402 | 6,521 | 8,168 |
| 22. Sulawesi Selatan | 2,605 | 3,406 | 4,118 | 6,183 | 7,585 | 9,369 | 11,039 |
| 23. Sulawesi Tenggara | 2,469 | 2,943 | 5,009 | 6,404 | 6,346 | 9,266 | 10,834 |

*) Ralat publikasi sebelumnya (1997-2002)

**Tabel 4: Upah Buruh Tani di Pedesaan Dirinci Menurut Jenis Pekerjaan
Propinsi Nanggroe Aceh Darussalam, Tahun 1997 - 2003
(Rupiah/Orang/Setengah Hari)**

| Tahun/Bulan | Jenis pekerjaan | | |
|------------------|-----------------|---------|----------|
| | Mencangkul | Menanam | Merambet |
| (1) | (2) | (3) | (4) |
| 1997 : Rata-rata | 3,329 | 2,704 | 2,714 |
| 1998 : Rata-rata | 4,951 | 3,982 | 3,820 |
| 1999 : Rata-rata | 6,699 | 5,132 | 4,855 |
| 2000 : Rata-rata | 8,030 | 5,650 | 5,328 |
| Januari | 7,662 | 5,392 | 5,090 |
| Pebruari | 7,812 | 5,392 | 5,090 |
| Maret | 7,812 | 5,392 | 5,231 |
| April | 8,048 | 5,648 | 5,231 |
| Mei | 8,048 | 5,648 | 5,231 |
| Juni | 8,020 | 5,648 | 5,268 |
| Juli | 8,050 | 5,648 | 5,268 |
| Agustus | 8,162 | 5,805 | 5,505 |
| September | 8,162 | 5,805 | 5,505 |
| Oktober | 8,194 | 5,805 | 5,505 |
| Nopember | 8,194 | 5,805 | 5,505 |
| Desember | 8,194 | 5,805 | 5,505 |
| 2001 : Rata-rata | 9,324 | 6,866 | 6,200 |
| Januari | 8,308 | 5,967 | 5,542 |
| Pebruari | 8,769 | 6,674 | 6,096 |
| Maret | 8,769 | 6,674 | 6,096 |
| April | 8,826 | 6,841 | 6,164 |
| Mei | 9,505 | 6,841 | 6,164 |
| Juni | 9,505 | 6,841 | 6,164 |
| Juli | 9,675 | 7,055 | 6,335 |
| Agustus | 9,675 | 7,055 | 6,335 |
| September | 9,675 | 7,055 | 6,335 |
| Oktober | 9,675 | 7,055 | 6,335 |
| Nopember | 9,675 | 7,055 | 6,335 |
| Desember | 9,826 | 7,276 | 6,494 |

**Tabel 4: Upah Buruh Tani di Pedesaan Dirinci Menurut Jenis Pekerjaan
Propinsi Nanggroe Aceh Darussalam, Tahun 1997 - 2003
(Rupiah/Orang/Setengah Hari)**

Lanjutan

| Tahun/Bulan | Jenis pekerjaan | | |
|------------------|-----------------|---------|----------|
| | Mencangkul | Menanam | Merambet |
| (1) | (2) | (3) | (4) |
| 2002 : Rata-rata | 10,882 | 7,885 | 7,143 |
| Januari | 10,161 | 7,496 | 6,762 |
| Pebruari | 10,360 | 7,496 | 6,967 |
| Maret | 10,563 | 7,496 | 6,967 |
| April | 10,563 | 7,496 | 6,967 |
| Mei | 10,857 | 7,705 | 6,967 |
| Juni | 11,159 | 8,133 | 7,284 |
| Juli | 11,159 | 8,133 | 7,284 |
| Agustus | 11,159 | 8,133 | 7,284 |
| September | 11,159 | 8,133 | 7,284 |
| Oktober | 11,159 | 8,133 | 7,284 |
| Nopember | 11,159 | 8,133 | 7,284 |
| Desember | 11,124 | 8,133 | 7,386 |
| 2003 : Rata-rata | 13,275 | 9,007 | 8,288 |
| Januari | 12,766 | 8,688 | 8,050 |
| Pebruari | 12,926 | 8,688 | 8,050 |
| Maret | 13,345 | 9,050 | 8,318 |
| April | 13,345 | 9,050 | 8,318 |
| Mei | 13,345 | 9,050 | 8,318 |
| Juni | 13,345 | 9,050 | 8,318 |
| Juli | 13,345 | 9,050 | 8,318 |
| Agustus | 13,345 | 9,050 | 8,318 |
| September | 13,345 | 9,050 | 8,318 |
| Oktober | 13,345 | 9,050 | 8,318 |
| Nopember | 13,425 | 9,157 | 8,403 |
| Desember | 13,425 | 9,157 | 8,403 |

**Tabel 5: Upah Buruh Tani di Pedesaan Dirinci Menurut Jenis Pekerjaan
Propinsi Sumatera Utara, Tahun 1997 - 2003
(Rupiah/Orang/Setengah Hari)**

| Tahun/Bulan | Jenis pekerjaan | | |
|------------------|-----------------|---------|----------|
| | Mencangkul | Menanam | Merambat |
| (1) | (2) | (3) | (4) |
| 1997 : Rata-rata | 3,315 | 2,948 | 3,174 |
| 1998 : Rata-rata | 4,451 | 4,001 | 4,161 |
| 1999 : Rata-rata | 5,929 | 5,312 | 5,514 |
| 2000 : Rata-rata | 9,124 | 7,334 | 7,712 |
| Januari | 8,467 | 6,637 | 7,151 |
| Pebruari | 8,551 | 6,641 | 7,193 |
| Maret | 8,765 | 6,819 | 7,409 |
| April | 8,897 | 6,969 | 7,574 |
| Mei | 8,897 | 6,969 | 7,574 |
| Juni | 9,021 | 7,069 | 7,672 |
| Juli | 9,267 | 7,487 | 7,750 |
| Agustus | 9,289 | 7,511 | 7,775 |
| September | 9,496 | 7,806 | 8,041 |
| Oktober | 9,536 | 7,941 | 8,088 |
| Nopember | 9,635 | 8,041 | 8,115 |
| Desember | 9,663 | 8,117 | 8,196 |
| 2001 : Rata-rata | 10,325 | 8,339 | 8,623 |
| Januari | 9,798 | 8,269 | 8,358 |
| Pebruari | 9,838 | 8,097 | 8,358 |
| Maret | 10,118 | 8,209 | 8,499 |
| April | 10,270 | 8,259 | 8,551 |
| Mei | 10,270 | 8,259 | 8,551 |
| Juni | 10,356 | 8,380 | 8,707 |
| Juli | 10,423 | 8,380 | 8,707 |
| Agustus | 10,423 | 8,380 | 8,732 |
| September | 10,507 | 8,380 | 8,732 |
| Oktober | 10,517 | 8,380 | 8,742 |
| Nopember | 10,692 | 8,536 | 8,767 |
| Desember | 10,692 | 8,536 | 8,767 |

**Tabel 5: Upah Buruh Tani di Pedesaan Dirinci Menurut Jenis Pekerjaan
Propinsi Sumatera Utara, Tahun 1997 - 2003
(Rupiah/Orang/Setengah Hari)**

Lanjutan

| Tahun/Bulan | Jenis pekerjaan | | |
|------------------|-----------------|---------|----------|
| | Mencangkul | Menanam | Merambat |
| (1) | (2) | (3) | (4) |
| 2002 : Rata-rata | 12,455 | 9,786 | 10,085 |
| Januari | 11,216 | 8,743 | 8,980 |
| Pebruari | 11,947 | 9,556 | 9,784 |
| Maret | 11,919 | 9,599 | 9,784 |
| April | 12,037 | 9,712 | 9,827 |
| Mei | 12,037 | 9,712 | 9,855 |
| Juni | 12,152 | 9,840 | 9,985 |
| Juli | 12,308 | 9,737 | 9,881 |
| Agustus | 12,694 | 10,027 | 10,175 |
| September | 12,857 | 10,027 | 10,175 |
| Oktober | 13,422 | 10,102 | 10,788 |
| Nopember | 13,422 | 10,102 | 10,788 |
| Desember | 13,448 | 10,279 | 11,003 |
| 2003 : Rata-rata | 13,393 | 11,201 | 11,259 |
| Januari | 13,152 | 10,933 | 11,001 |
| Pebruari | 13,213 | 11,002 | 11,070 |
| Maret | 13,213 | 11,002 | 11,070 |
| April | 13,213 | 11,002 | 11,070 |
| Mei | 13,213 | 11,002 | 11,107 |
| Juni | 13,190 | 11,140 | 11,246 |
| Juli | 13,386 | 11,238 | 11,246 |
| Agustus | 13,328 | 11,238 | 11,246 |
| September | 13,424 | 11,363 | 11,371 |
| Oktober | 13,711 | 11,363 | 11,371 |
| Nopember | 13,773 | 11,434 | 11,584 |
| Desember | 13,896 | 11,692 | 11,729 |

**Tabel 6 : Upah Buruh Tani di Pedesaan Dirinci Menurut Jenis Pekerjaan
Propinsi Sumatera Barat, Tahun 1997 - 2003
(Rupiah/Orang/Setengah Hari)**

| Tahun/Bulan | Jenis pekerjaan | | |
|------------------|-----------------|---------|----------|
| | Mencangkul | Menanam | Merambat |
| (1) | (2) | (3) | (4) |
| 1997 : Rata-rata | 2,910 | 2,905 | 2,747 |
| 1998 : Rata-rata | 3,782 | 3,774 | 3,358 |
| 1999 : Rata-rata | 5,193 | 5,076 | 4,705 |
| 2000 : Rata-rata | 6,584 | 6,406 | 6,282 |
| Januari | 6,425 | 6,450 | 5,958 |
| Pebruari | 6,425 | 6,450 | 6,073 |
| Maret | 6,425 | 6,450 | 6,073 |
| April | 6,413 | 6,342 | 6,297 |
| Mei | 6,413 | 6,263 | 6,297 |
| Juni | 6,573 | 6,359 | 6,337 |
| Juli | 6,594 | 6,359 | 6,337 |
| Agustus | 6,606 | 6,359 | 6,337 |
| September | 6,692 | 6,383 | 6,337 |
| Oktober | 6,698 | 6,511 | 6,337 |
| Nopember | 6,728 | 6,460 | 6,430 |
| Desember | 7,016 | 6,493 | 6,574 |
| 2001 : Rata-rata | 7,642 | 6,871 | 7,408 |
| Januari | 7,109 | 6,559 | 6,633 |
| Pebruari | 7,109 | 6,559 | 6,712 |
| Maret | 7,216 | 6,559 | 6,857 |
| April | 7,303 | 6,559 | 7,113 |
| Mei | 7,303 | 6,559 | 7,113 |
| Juni | 7,429 | 6,709 | 7,179 |
| Juli | 7,507 | 6,939 | 7,419 |
| Agustus | 7,606 | 6,939 | 7,533 |
| September | 8,225 | 7,170 | 7,994 |
| Oktober | 8,225 | 7,170 | 7,994 |
| Nopember | 8,334 | 7,457 | 8,260 |
| Desember | 8,334 | 7,270 | 8,088 |

**Tabel 6 : Upah Buruh Tani di Pedesaan Dirinci Menurut Jenis Pekerjaan
Propinsi Sumatera Barat, Tahun 1997 - 2003
(Rupiah/Orang/Setengah Hari)**

Lanjutan

| Tahun/Bulan | Jenis pekerjaan | | |
|------------------|-----------------|---------|----------|
| | Mencangkul | Menanam | Merambet |
| (1) | (2) | (3) | (4) |
| 2002 : Rata-rata | 10,191 | 8,468 | 9,498 |
| Januari | 8,812 | 7,270 | 8,378 |
| Pebruari | 9,943 | 8,147 | 9,113 |
| Maret | 9,843 | 8,147 | 9,113 |
| April | 10,072 | 8,445 | 9,265 |
| Mei | 9,971 | 8,313 | 9,150 |
| Juni | 10,142 | 8,639 | 9,344 |
| Juli | 10,142 | 8,549 | 9,508 |
| Agustus | 10,544 | 8,656 | 9,858 |
| September | 10,544 | 8,656 | 9,843 |
| Oktober | 10,684 | 8,836 | 10,031 |
| Nopember | 10,826 | 9,015 | 10,225 |
| Desember | 10,774 | 8,939 | 10,148 |
| 2003 : Rata-rata | 11,821 | 10,985 | 11,801 |
| Januari | 11,409 | 10,824 | 11,699 |
| Pebruari | 11,409 | 10,824 | 11,699 |
| Maret | 11,482 | 10,824 | 11,796 |
| April | 11,752 | 10,974 | 11,796 |
| Mei | 11,789 | 10,974 | 11,796 |
| Juni | 11,789 | 10,974 | 11,796 |
| Juli | 11,957 | 10,974 | 11,811 |
| Agustus | 11,957 | 10,974 | 11,647 |
| September | 11,957 | 10,974 | 11,712 |
| Oktober | 11,957 | 10,974 | 11,545 |
| Nopember | 12,159 | 11,166 | 12,160 |
| Desember | 12,237 | 11,361 | 12,160 |

**Tabel 7 : Upah Buruh Tani di Pedesaan Dirinci Menurut Jenis Pekerjaan
Propinsi Riau, Tahun 1997 - 2003
(Rupiah/Orang/Setengah Hari)**

| Tahun/Bulan | Jenis pekerjaan | | |
|------------------|-----------------|---------|----------|
| | Mencangkul | Menanam | Merambet |
| (1) | (2) | (3) | (4) |
| 1997 : Rata-rata | 3,329 | 2,680 | 2,459 |
| 1998 : Rata-rata | 4,500 | 4,045 | 3,707 |
| 1999 : Rata-rata | 8,329 | 7,810 | 7,536 |
| 2000 : Rata-rata | 8,738 | 7,530 | 7,308 |
| Januari | 8,667 | 7,500 | 7,300 |
| Pebruari | 8,667 | 7,500 | 7,300 |
| Maret | 8,667 | 7,500 | 7,300 |
| April | 8,667 | 7,500 | 7,300 |
| Mei | 8,667 | 7,500 | 7,300 |
| Juni | 8,667 | 7,500 | 7,300 |
| Juli | 8,667 | 7,500 | 7,300 |
| Agustus | 8,667 | 7,500 | 7,300 |
| September | 8,667 | 7,500 | 7,300 |
| Oktober | 8,667 | 7,500 | 7,300 |
| Nopember | 8,937 | 7,500 | 7,300 |
| Desember | 9,256 | 7,860 | 7,397 |
| 2001 : Rata-rata | 10,105 | 10,208 | 10,248 |
| Januari | 9,256 | 7,860 | 7,397 |
| Pebruari | 10,182 | 9,170 | 9,246 |
| Maret | 10,182 | 9,170 | 9,246 |
| April | 10,182 | 10,699 | 10,788 |
| Mei | 10,182 | 10,699 | 10,788 |
| Juni | 10,182 | 10,699 | 10,788 |
| Juli | 10,182 | 10,699 | 10,788 |
| Agustus | 10,182 | 10,699 | 10,788 |
| September | 10,182 | 10,699 | 10,788 |
| Oktober | 10,182 | 10,699 | 10,788 |
| Nopember | 10,182 | 10,699 | 10,788 |
| Desember | 10,182 | 10,699 | 10,788 |

**Tabel 7 : Upah Buruh Tani di Pedesaan Dirinci Menurut Jenis Pekerjaan
Propinsi Riau, Tahun 1997 - 2003
(Rupiah/Orang/Setengah Hari)**

Lanjutan

| Tahun/Bulan | Jenis pekerjaan | | |
|------------------|-----------------|---------|----------|
| | Mencangkul | Menanam | Merambet |
| (1) | (2) | (3) | (4) |
| 2002 : Rata-rata | 10,623 | 10,732 | 10,829 |
| Januari | 10,182 | 10,699 | 10,788 |
| Pebruari | 10,182 | 10,699 | 10,788 |
| Maret | 10,182 | 10,699 | 10,788 |
| April | 10,182 | 10,699 | 10,788 |
| Mei | 10,607 | 10,699 | 10,788 |
| Juni | 10,607 | 10,699 | 10,788 |
| Juli | 10,607 | 10,699 | 10,788 |
| Agustus | 10,607 | 10,699 | 10,788 |
| September | 10,607 | 10,699 | 10,788 |
| Oktober | 11,049 | 10,699 | 10,788 |
| Nopember | 11,049 | 10,699 | 10,788 |
| Desember | 11,619 | 11,095 | 11,279 |
| 2003 : Rata-rata | 13,158 | 11,735 | 12,230 |
| Januari | 12,813 | 11,250 | 11,750 |
| Pebruari | 12,941 | 11,250 | 11,750 |
| Maret | 12,941 | 11,250 | 11,750 |
| April | 12,941 | 11,250 | 11,750 |
| Mei | 12,941 | 12,000 | 12,534 |
| Juni | 12,941 | 11,400 | 11,750 |
| Juli | 12,941 | 11,400 | 11,750 |
| Agustus | 13,311 | 11,400 | 11,750 |
| September | 13,311 | 12,161 | 12,729 |
| Oktober | 13,311 | 12,161 | 12,729 |
| Nopember | 13,754 | 12,647 | 13,260 |
| Desember | 13,754 | 12,647 | 13,260 |

**Tabel 8 : Upah Buruh Tani di Pedesaan Dirinci Menurut Jenis Pekerjaan
Propinsi Jambi, Tahun 1997 - 2003
(Rupiah/Orang/Setengah Hari)**

| Tahun/Bulan | Jenis pekerjaan | | |
|------------------|-----------------|---------|----------|
| | Mencangkul | Menanam | Merambet |
| (1) | (2) | (3) | (4) |
| 1997 : Rata-rata | 2,861 | 2,713 | 2,859 |
| 1998 : Rata-rata | 3,933 | 3,728 | 4,258 |
| 1999 : Rata-rata | 5,537 | 5,772 | 6,265 |
| 2000 : Rata-rata | 6,778 | 6,967 | 6,777 |
| Januari | 6,667 | 6,666 | 6,643 |
| Pebruari | 6,667 | 6,813 | 6,789 |
| Maret | 6,667 | 6,813 | 6,789 |
| April | 6,667 | 6,813 | 6,789 |
| Mei | 6,833 | 6,813 | 6,789 |
| Juni | 6,833 | 7,097 | 6,789 |
| Juli | 6,833 | 7,097 | 6,789 |
| Agustus | 6,833 | 7,097 | 6,789 |
| September | 6,833 | 7,097 | 6,789 |
| Oktober | 6,833 | 7,097 | 6,789 |
| Nopember | 6,833 | 7,097 | 6,789 |
| Desember | 6,833 | 7,097 | 6,789 |
| 2001 : Rata-rata | 8,681 | 8,084 | 7,767 |
| Januari | 7,346 | 7,351 | 7,001 |
| Pebruari | 7,590 | 7,351 | 7,001 |
| Maret | 7,628 | 7,351 | 7,001 |
| April | 8,391 | 8,050 | 7,584 |
| Mei | 8,391 | 8,050 | 7,584 |
| Juni | 8,811 | 8,050 | 7,724 |
| Juli | 8,946 | 8,050 | 7,857 |
| Agustus | 9,170 | 8,302 | 8,075 |
| September | 9,476 | 8,614 | 8,344 |
| Oktober | 9,476 | 8,614 | 8,344 |
| Nopember | 9,476 | 8,614 | 8,344 |
| Desember | 9,476 | 8,614 | 8,344 |

**Tabel 8 : Upah Buruh Tani di Pedesaan Dirinci Menurut Jenis Pekerjaan
Propinsi Jambi, Tahun 1997 - 2003
(Rupiah/Orang/Setengah Hari)**

Lanjutan

| Tahun/Bulan | Jenis pekerjaan | | |
|------------------|-----------------|---------|----------|
| | Mencangkul | Menanam | Merambet |
| (1) | (2) | (3) | (4) |
| 2002 : Rata-rata | 10,872 | 10,569 | 10,337 |
| Januari | 10,739 | 10,408 | 10,198 |
| Pebruari | 10,815 | 10,501 | 10,279 |
| Maret | 10,815 | 10,501 | 10,279 |
| April | 10,899 | 10,602 | 10,366 |
| Mei | 10,899 | 10,602 | 10,366 |
| Juni | 10,899 | 10,602 | 10,366 |
| Juli | 10,899 | 10,602 | 10,366 |
| Agustus | 10,899 | 10,602 | 10,366 |
| September | 10,899 | 10,602 | 10,366 |
| Oktober | 10,899 | 10,602 | 10,366 |
| Nopember | 10,899 | 10,602 | 10,366 |
| Desember | 10,899 | 10,602 | 10,366 |
| 2003 : Rata-rata | 12,258 | 12,389 | 12,305 |
| Januari | 10,300 | 10,286 | 10,250 |
| Pebruari | 10,781 | 10,457 | 10,402 |
| Maret | 10,781 | 10,457 | 10,402 |
| April | 11,140 | 10,894 | 10,787 |
| Mei | 12,440 | 12,596 | 12,585 |
| Juni | 12,440 | 12,596 | 12,585 |
| Juli | 13,062 | 13,383 | 13,284 |
| Agustus | 13,062 | 13,383 | 13,284 |
| September | 13,062 | 13,383 | 13,284 |
| Oktober | 13,342 | 13,742 | 13,601 |
| Nopember | 13,342 | 13,742 | 13,601 |
| Desember | 13,342 | 13,742 | 13,601 |

**Tabel 9 : Upah Buruh Tani di Pedesaan Dirinci Menurut Jenis Pekerjaan
Propinsi Sumatera Selatan, Tahun 1997 - 2003
(Rupiah/Orang/Setengah Hari)**

| Tahun/Bulan | Jenis pekerjaan | | |
|------------------|-----------------|---------|----------|
| | Mencangkul | Menanam | Merambat |
| (1) | (2) | (3) | (4) |
| 1997 : Rata-rata | 2,555 | 2,161 | 2,120 |
| 1998 : Rata-rata | 3,296 | 2,727 | 2,756 |
| 1999 : Rata-rata | 4,254 | 3,782 | 3,574 |
| 2000 : Rata-rata | 5,328 | 4,664 | 4,350 |
| Januari | 5,043 | 4,547 | 4,235 |
| Pebruari | 5,127 | 4,599 | 4,282 |
| Maret | 5,127 | 4,599 | 4,282 |
| April | 5,142 | 4,586 | 4,239 |
| Mei | 5,298 | 4,575 | 4,282 |
| Juni | 5,356 | 4,642 | 4,335 |
| Juli | 5,356 | 4,664 | 4,335 |
| Agustus | 5,450 | 4,716 | 4,422 |
| September | 5,450 | 4,716 | 4,422 |
| Oktober | 5,500 | 4,716 | 4,422 |
| Nopember | 5,500 | 4,802 | 4,470 |
| Desember | 5,588 | 4,802 | 4,470 |
| 2001 : Rata-rata | 6,065 | 5,229 | 4,924 |
| Januari | 5,653 | 4,866 | 4,539 |
| Pebruari | 5,653 | 4,866 | 4,539 |
| Maret | 5,653 | 4,875 | 4,534 |
| April | 5,645 | 4,875 | 4,534 |
| Mei | 5,769 | 5,004 | 4,803 |
| Juni | 6,131 | 5,147 | 4,999 |
| Juli | 6,131 | 5,147 | 4,999 |
| Agustus | 6,135 | 5,215 | 4,999 |
| September | 6,248 | 5,534 | 5,177 |
| Oktober | 6,340 | 5,626 | 5,270 |
| Nopember | 6,613 | 5,626 | 5,270 |
| Desember | 6,808 | 5,964 | 5,421 |

**Tabel 9 : Upah Buruh Tani di Pedesaan Dirinci Menurut Jenis Pekerjaan
Propinsi Sumatera Selatan, Tahun 1997 - 2003
(Rupiah/Orang/Setengah Hari)**

Lanjutan

| Tahun/Bulan | Jenis pekerjaan | | |
|------------------|-----------------|---------|----------|
| | Mencangkul | Menanam | Merambat |
| (1) | (2) | (3) | (4) |
| 2002 : Rata-rata | 7,798 | 6,775 | 6,094 |
| Januari | 6,933 | 6,203 | 5,537 |
| Pebruari | 7,137 | 6,306 | 5,636 |
| Maret | 7,353 | 6,480 | 5,802 |
| April | 7,528 | 6,654 | 5,968 |
| Mei | 7,815 | 6,843 | 5,968 |
| Juni | 7,843 | 6,843 | 6,030 |
| Juli | 7,843 | 6,843 | 6,114 |
| Agustus | 8,187 | 6,924 | 6,324 |
| September | 8,113 | 6,924 | 6,324 |
| Oktober | 8,113 | 6,924 | 6,324 |
| Nopember | 8,247 | 7,065 | 6,447 |
| Desember | 8,461 | 7,295 | 6,649 |
| 2003 : Rata-rata | 10,533 | 8,904 | 9,114 |
| Januari | 9,799 | 8,489 | 8,656 |
| Pebruari | 10,013 | 8,658 | 8,808 |
| Maret | 10,277 | 8,678 | 8,868 |
| April | 10,277 | 8,678 | 8,868 |
| Mei | 10,399 | 8,769 | 8,966 |
| Juni | 10,612 | 8,967 | 9,179 |
| Juli | 10,651 | 8,967 | 9,222 |
| Agustus | 10,651 | 8,967 | 9,222 |
| September | 10,805 | 9,074 | 9,327 |
| Oktober | 10,805 | 9,074 | 9,327 |
| Nopember | 10,895 | 9,157 | 9,412 |
| Desember | 11,210 | 9,364 | 9,519 |

**Tabel 10 : Upah Buruh Tani di Pedesaan Dirinci Menurut Jenis Pekerjaan
Propinsi Bengkulu, Tahun 1997 - 2003
(Rupiah/Orang/Setengah Hari)**

| Tahun/Bulan | Jenis pekerjaan | | |
|------------------|-----------------|---------|----------|
| | Mencangkul | Menanam | Merambat |
| (1) | (2) | (3) | (4) |
| 1997 : Rata-rata | 2,113 | 2,156 | 1,844 |
| 1998 : Rata-rata | 4,214 | 3,869 | 3,328 |
| 1999 : Rata-rata | 6,273 | 5,639 | 4,947 |
| 2000 : Rata-rata | 6,949 | 6,410 | 5,500 |
| Januari | 6,792 | 6,220 | 5,336 |
| Pebruari | 6,792 | 6,220 | 5,336 |
| Maret | 6,792 | 6,220 | 5,336 |
| April | 6,792 | 6,220 | 5,336 |
| Mei | 6,991 | 6,479 | 5,559 |
| Juni | 6,991 | 6,479 | 5,559 |
| Juli | 6,991 | 6,479 | 5,559 |
| Agustus | 6,991 | 6,479 | 5,559 |
| September | 6,991 | 6,479 | 5,559 |
| Oktober | 6,991 | 6,479 | 5,559 |
| Nopember | 6,991 | 6,479 | 5,559 |
| Desember | 7,283 | 6,695 | 5,744 |
| 2001 : Rata-rata | 8,165 | 7,750 | 6,592 |
| Januari | 7,283 | 6,695 | 5,744 |
| Pebruari | 7,283 | 6,695 | 5,744 |
| Maret | 7,829 | 7,438 | 6,382 |
| April | 7,829 | 7,232 | 6,205 |
| Mei | 7,829 | 7,473 | 6,411 |
| Juni | 8,481 | 8,095 | 6,945 |
| Juli | 8,481 | 8,095 | 6,945 |
| Agustus | 8,481 | 8,095 | 6,945 |
| September | 8,481 | 8,095 | 6,945 |
| Oktober | 8,669 | 8,365 | 6,945 |
| Nopember | 8,669 | 8,365 | 6,945 |
| Desember | 8,669 | 8,365 | 6,945 |

**Tabel 10 : Upah Buruh Tani di Pedesaan Dirinci Menurut Jenis Pekerjaan
Propinsi Bengkulu, Tahun 1997 - 2003
(Rupiah/Orang/Setengah Hari)**

Lanjutan

| Tahun/Bulan | Jenis pekerjaan | | |
|------------------|-----------------|---------|----------|
| | Mencangkul | Menanam | Merambet |
| (1) | (2) | (3) | (4) |
| 2002 : Rata-rata | 9,151 | 9,178 | 7,755 |
| Januari | 9,151 | 9,178 | 7,755 |
| Pebruari | 9,151 | 9,178 | 7,755 |
| Maret | 9,151 | 9,178 | 7,755 |
| April | 9,151 | 9,178 | 7,755 |
| Mei | 9,151 | 9,178 | 7,755 |
| Juni | 9,151 | 9,178 | 7,755 |
| Juli | 9,151 | 9,178 | 7,755 |
| Agustus | 9,151 | 9,178 | 7,755 |
| September | 9,151 | 9,178 | 7,755 |
| Oktober | 9,151 | 9,178 | 7,755 |
| Nopember | 9,151 | 9,178 | 7,755 |
| Desember | 9,151 | 9,178 | 7,755 |
| 2003 : Rata-rata | 10,435 | 9,875 | 7,755 |
| Januari | 10,435 | 9,875 | 7,755 |
| Pebruari | 10,435 | 9,875 | 7,755 |
| Maret | 10,435 | 9,875 | 7,755 |
| April | 10,435 | 9,875 | 7,755 |
| Mei | 10,435 | 9,875 | 7,755 |
| Juni | 10,435 | 9,875 | 7,755 |
| Juli | 10,435 | 9,875 | 7,755 |
| Agustus | 10,435 | 9,875 | 7,755 |
| September | 10,435 | 9,875 | 7,755 |
| Oktober | 10,435 | 9,875 | 7,755 |
| Nopember | 10,435 | 9,875 | 7,755 |
| Desember | 10,435 | 9,875 | 7,755 |

**Tabel 11 : Upah Buruh Tani di Pedesaan Dirinci Menurut Jenis Pekerjaan
Propinsi Lampung, Tahun 1997 - 2003
(Rupiah/Orang/Setengah Hari)**

| Tahun/Bulan | Jenis pekerjaan | | |
|------------------|-----------------|---------|----------|
| | Mencangkul | Menanam | Merambet |
| (1) | (2) | (3) | (4) |
| 1997 : Rata-rata | 2,590 | 2,101 | 2,064 |
| 1998 : Rata-rata | 3,054 | 2,571 | 2,615 |
| 1999 : Rata-rata | 3,896 | 3,301 | 3,615 |
| 2000 : Rata-rata | 6,392 | 6,023 | 5,083 |
| Januari | 6,098 | 5,875 | 4,902 |
| Pebruari | 6,248 | 5,875 | 4,943 |
| Maret | 6,334 | 5,982 | 5,056 |
| April | 6,394 | 6,042 | 5,094 |
| Mei | 6,420 | 6,042 | 5,094 |
| Juni | 6,420 | 6,042 | 5,094 |
| Juli | 6,420 | 6,042 | 5,094 |
| Agustus | 6,420 | 6,042 | 5,094 |
| September | 6,420 | 6,042 | 5,094 |
| Oktober | 6,420 | 6,042 | 5,094 |
| Nopember | 6,497 | 6,071 | 5,183 |
| Desember | 6,609 | 6,179 | 5,255 |
| 2001 : Rata-rata | 6,993 | 6,381 | 5,584 |
| Januari | 6,732 | 6,289 | 5,355 |
| Pebruari | 6,732 | 6,289 | 5,355 |
| Maret | 6,874 | 6,355 | 5,512 |
| April | 6,874 | 6,348 | 5,508 |
| Mei | 6,931 | 6,381 | 5,529 |
| Juni | 6,931 | 6,381 | 5,529 |
| Juli | 7,095 | 6,381 | 5,674 |
| Agustus | 7,152 | 6,452 | 5,724 |
| September | 7,130 | 6,423 | 5,704 |
| Oktober | 7,130 | 6,423 | 5,704 |
| Nopember | 7,168 | 6,423 | 5,704 |
| Desember | 7,168 | 6,423 | 5,704 |

**Tabel 11 : Upah Buruh Tani di Pedesaan Dirinci Menurut Jenis Pekerjaan
Propinsi Lampung, Tahun 1997 - 2003
(Rupiah/Orang/Setengah Hari)**

Lanjutan

| Tahun/Bulan | Jenis pekerjaan | | |
|------------------|-----------------|---------|----------|
| | Mencangkul | Menanam | Merambet |
| (1) | (2) | (3) | (4) |
| 2002 : Rata-rata | 8,082 | 7,310 | 6,380 |
| Januari | 7,850 | 6,999 | 5,997 |
| Pebruari | 7,889 | 7,045 | 6,030 |
| Maret | 7,889 | 7,045 | 6,030 |
| April | 7,822 | 7,076 | 6,052 |
| Mei | 8,004 | 7,354 | 6,385 |
| Juni | 8,142 | 7,354 | 6,496 |
| Juli | 8,142 | 7,354 | 6,582 |
| Agustus | 8,219 | 7,477 | 6,582 |
| September | 8,268 | 7,539 | 6,626 |
| Oktober | 8,263 | 7,506 | 6,603 |
| Nopember | 8,248 | 7,487 | 6,589 |
| Desember | 8,248 | 7,487 | 6,589 |
| 2003 : Rata-rata | 8,372 | 7,563 | 7,832 |
| Januari | 8,135 | 7,380 | 7,603 |
| Pebruari | 8,269 | 7,585 | 7,769 |
| Maret | 8,319 | 7,648 | 7,818 |
| April | 8,398 | 7,648 | 7,818 |
| Mei | 8,398 | 7,592 | 7,896 |
| Juni | 8,398 | 7,592 | 7,896 |
| Juli | 8,398 | 7,592 | 7,896 |
| Agustus | 8,398 | 7,544 | 7,857 |
| September | 8,398 | 7,544 | 7,857 |
| Oktober | 8,398 | 7,544 | 7,857 |
| Nopember | 8,478 | 7,544 | 7,857 |
| Desember | 8,478 | 7,544 | 7,857 |

**Tabel 12 : Upah Buruh Tani di Pedesaan Dirinci Menurut Jenis Pekerjaan
Propinsi Jawa Barat, Tahun 1997 - 2003
(Rupiah/Orang/Setengah Hari)**

| Tahun/Bulan | Jenis pekerjaan | | |
|------------------|-----------------|---------|----------|
| | Mencangkul | Menanam | Merambat |
| (1) | (2) | (3) | (4) |
| 1997 : Rata-rata | 4,320 | 2,690 | 2,915 |
| 1998 : Rata-rata | 5,335 | 3,410 | 3,663 |
| 1999 : Rata-rata | 6,718 | 4,034 | 4,425 |
| 2000 : Rata-rata | 7,829 | 6,299 | 6,853 |
| Januari | 7,637 | 6,104 | 6,579 |
| Pebruari | 7,667 | 6,139 | 6,630 |
| Maret | 7,675 | 6,178 | 6,643 |
| April | 7,706 | 6,201 | 6,663 |
| Mei | 7,729 | 6,256 | 6,790 |
| Juni | 7,770 | 6,303 | 6,833 |
| Juli | 7,785 | 6,303 | 6,833 |
| Agustus | 7,785 | 6,344 | 6,870 |
| September | 7,936 | 6,373 | 7,033 |
| Oktober | 7,961 | 6,373 | 7,033 |
| Nopember | 8,058 | 6,452 | 7,111 |
| Desember | 8,242 | 6,559 | 7,216 |
| 2001 : Rata-rata | 9,049 | 7,039 | 7,681 |
| Januari | 8,401 | 6,614 | 7,295 |
| Pebruari | 8,505 | 6,661 | 7,313 |
| Maret | 8,557 | 6,748 | 7,349 |
| April | 8,643 | 6,767 | 7,370 |
| Mei | 8,724 | 6,883 | 7,421 |
| Juni | 8,986 | 6,967 | 7,626 |
| Juli | 9,141 | 7,102 | 7,658 |
| Agustus | 9,267 | 7,185 | 7,800 |
| September | 9,355 | 7,257 | 7,879 |
| Oktober | 9,475 | 7,327 | 8,048 |
| Nopember | 9,697 | 7,471 | 8,172 |
| Desember | 9,842 | 7,480 | 8,240 |

**Tabel 12 : Upah Buruh Tani di Pedesaan Dirinci Menurut Jenis Pekerjaan
Propinsi Jawa Barat, Tahun 1997 - 2003
(Rupiah/Orang/Setengah Hari)**

Lanjutan

| Tahun/Bulan | Jenis pekerjaan | | |
|------------------|-----------------|---------|----------|
| | Mencangkul | Menanam | Merambat |
| (1) | (2) | (3) | (4) |
| 2002 : Rata-rata | 11,100 | 8,106 | 9,020 |
| Januari | 10,383 | 7,777 | 8,641 |
| Pebruari | 10,568 | 7,862 | 8,608 |
| Maret | 10,741 | 7,927 | 8,699 |
| April | 10,891 | 8,010 | 8,823 |
| Mei | 11,045 | 8,114 | 9,023 |
| Juni | 11,154 | 8,127 | 9,033 |
| Juli | 11,187 | 8,160 | 9,093 |
| Agustus | 11,194 | 8,169 | 9,055 |
| September | 11,282 | 8,169 | 9,055 |
| Oktober | 11,392 | 8,242 | 9,195 |
| Nopember | 11,605 | 8,315 | 9,442 |
| Desember | 11,758 | 8,404 | 9,574 |
| 2003 : Rata-rata | 12,192 | 10,296 | 10,306 |
| Januari | 11,830 | 10,080 | 10,084 |
| Pebruari | 11,945 | 10,124 | 10,133 |
| Maret | 12,065 | 10,169 | 10,248 |
| April | 12,073 | 10,169 | 10,248 |
| Mei | 12,077 | 10,169 | 10,248 |
| Juni | 12,176 | 10,277 | 10,266 |
| Juli | 12,266 | 10,364 | 10,345 |
| Agustus | 12,330 | 10,406 | 10,340 |
| September | 12,312 | 10,412 | 10,348 |
| Oktober | 12,344 | 10,429 | 10,395 |
| Nopember | 12,415 | 10,477 | 10,508 |
| Desember | 12,467 | 10,477 | 10,508 |

**Tabel 13: Upah Buruh Tani di Pedesaan Dirinci Menurut Jenis Pekerjaan
Propinsi Jawa Tengah, Tahun 1997 - 2003
(Rupiah/Orang/Setengah Hari)**

| Tahun/Bulan | Jenis pekerjaan | | |
|------------------|-----------------|---------|----------|
| | Mencangkul | Menanam | Merambat |
| (1) | (2) | (3) | (4) |
| 1997 : Rata-rata | 2,701 | 2,101 | 2,055 |
| 1998 : Rata-rata | 3,480 | 2,615 | 2,384 |
| 1999 : Rata-rata | 4,336 | 3,288 | 3,036 |
| 2000 : Rata-rata | 5,114 | 4,428 | 4,173 |
| Januari | 4,992 | 4,262 | 4,060 |
| Pebruari | 5,024 | 4,300 | 4,068 |
| Maret | 5,033 | 4,322 | 4,092 |
| April | 5,039 | 4,346 | 4,094 |
| Mei | 5,070 | 4,421 | 4,157 |
| Juni | 5,096 | 4,443 | 4,159 |
| Juli | 5,098 | 4,443 | 4,159 |
| Agustus | 5,133 | 4,477 | 4,189 |
| September | 5,136 | 4,484 | 4,206 |
| Oktober | 5,215 | 4,515 | 4,274 |
| Nopember | 5,238 | 4,552 | 4,295 |
| Desember | 5,292 | 4,566 | 4,319 |
| 2001 : Rata-rata | 5,936 | 4,993 | 4,715 |
| Januari | 5,421 | 4,640 | 4,409 |
| Pebruari | 5,492 | 4,644 | 4,412 |
| Maret | 5,612 | 4,755 | 4,527 |
| April | 5,696 | 4,783 | 4,574 |
| Mei | 5,790 | 4,863 | 4,612 |
| Juni | 5,876 | 4,901 | 4,673 |
| Juli | 6,046 | 5,115 | 4,813 |
| Agustus | 6,158 | 5,174 | 4,847 |
| September | 6,235 | 5,237 | 4,872 |
| Oktober | 6,260 | 5,248 | 4,885 |
| Nopember | 6,309 | 5,266 | 4,932 |
| Desember | 6,333 | 5,284 | 5,031 |

**Tabel 13: Upah Buruh Tani di Pedesaan Dirinci Menurut Jenis Pekerjaan
Propinsi Jawa Tengah, Tahun 1997 - 2003
(Rupiah/Orang/Setengah Hari)**

Lanjutan

| Tahun/Bulan | Jenis pekerjaan | | |
|------------------|-----------------|---------|----------|
| | Mencangkul | Menanam | Merambat |
| (1) | (2) | (3) | (4) |
| 2002 : Rata-rata | 6,935 | 5,727 | 5,515 |
| Januari | 6,474 | 5,351 | 5,096 |
| Pebruari | 6,549 | 5,461 | 5,149 |
| Maret | 6,611 | 5,515 | 5,234 |
| April | 6,742 | 5,530 | 5,325 |
| Mei | 6,856 | 5,637 | 5,407 |
| Juni | 6,977 | 5,719 | 5,512 |
| Juli | 7,043 | 5,769 | 5,569 |
| Agustus | 7,084 | 5,801 | 5,630 |
| September | 7,135 | 5,880 | 5,682 |
| Oktober | 7,154 | 5,949 | 5,749 |
| Nopember | 7,244 | 6,049 | 5,888 |
| Desember | 7,345 | 6,067 | 5,937 |
| 2003 : Rata-rata | 7,497 | 6,564 | 6,658 |
| Januari | 7,090 | 6,150 | 6,337 |
| Pebruari | 7,209 | 6,280 | 6,433 |
| Maret | 7,287 | 6,414 | 6,483 |
| April | 7,451 | 6,534 | 6,593 |
| Mei | 7,468 | 6,574 | 6,639 |
| Juni | 7,483 | 6,574 | 6,661 |
| Juli | 7,527 | 6,631 | 6,718 |
| Agustus | 7,601 | 6,693 | 6,750 |
| September | 7,645 | 6,693 | 6,750 |
| Oktober | 7,708 | 6,722 | 6,821 |
| Nopember | 7,713 | 6,747 | 6,831 |
| Desember | 7,781 | 6,759 | 6,877 |

**Tabel 14 : Upah Buruh Tani di Pedesaan Dirinci Menurut Jenis Pekerjaan
Propinsi Daerah Istimewa Yogyakarta, Tahun 1997 - 2003
(Rupiah/Orang/Setengah Hari)**

| Tahun/Bulan | Jenis pekerjaan | | |
|------------------|-----------------|---------|----------|
| | Mencangkul | Menanam | Merambat |
| (1) | (2) | (3) | (4) |
| 1997 : Rata-rata | 1,258 | 927 | 1,441 |
| 1998 : Rata-rata | 1,829 | 1,197 | 2,075 |
| 1999 : Rata-rata | 2,352 | 1,517 | 2,739 |
| 2000 : Rata-rata | 4,125 | 3,186 | 3,378 |
| Januari | 4,045 | 3,114 | 3,325 |
| Pebruari | 4,045 | 3,114 | 3,325 |
| Maret | 4,045 | 3,114 | 3,325 |
| April | 4,075 | 3,166 | 3,357 |
| Mei | 4,097 | 3,207 | 3,378 |
| Juni | 4,143 | 3,207 | 3,378 |
| Juli | 4,143 | 3,207 | 3,378 |
| Agustus | 4,143 | 3,207 | 3,378 |
| September | 4,170 | 3,207 | 3,378 |
| Oktober | 4,170 | 3,207 | 3,391 |
| Nopember | 4,170 | 3,207 | 3,443 |
| Desember | 4,249 | 3,273 | 3,481 |
| 2001 : Rata-rata | 4,488 | 3,319 | 3,588 |
| Januari | 4,343 | 3,273 | 3,502 |
| Pebruari | 4,343 | 3,273 | 3,502 |
| Maret | 4,361 | 3,273 | 3,531 |
| April | 4,418 | 3,310 | 3,589 |
| Mei | 4,400 | 3,278 | 3,570 |
| Juni | 4,421 | 3,311 | 3,592 |
| Juli | 4,546 | 3,341 | 3,608 |
| Agustus | 4,546 | 3,341 | 3,608 |
| September | 4,546 | 3,341 | 3,608 |
| Oktober | 4,600 | 3,341 | 3,629 |
| Nopember | 4,600 | 3,341 | 3,656 |
| Desember | 4,728 | 3,405 | 3,656 |

**Tabel 14 : Upah Buruh Tani di Pedesaan Dirinci Menurut Jenis Pekerjaan
Propinsi Daerah Istimewa Yogyakarta, Tahun 1996 - 2002
(Rupiah/Orang/Setengah Hari)**

Lanjutan

| Tahun/Bulan | Jenis pekerjaan | | |
|------------------|-----------------|---------|----------|
| | Mencangkul | Menanam | Merambat |
| (1) | (2) | (3) | (4) |
| 2002 : Rata-rata | 5,704 | 4,065 | 4,406 |
| Januari | 5,183 | 3,808 | 4,080 |
| Pebruari | 5,524 | 3,957 | 4,273 |
| Maret | 5,571 | 3,957 | 4,324 |
| April | 5,663 | 3,957 | 4,371 |
| Mei | 5,695 | 4,046 | 4,472 |
| Juni | 5,695 | 4,046 | 4,472 |
| Juli | 5,722 | 4,046 | 4,472 |
| Agustus | 5,722 | 4,046 | 4,472 |
| September | 5,785 | 4,118 | 4,517 |
| Oktober | 5,799 | 4,118 | 4,517 |
| Nopember | 5,799 | 4,118 | 4,426 |
| Desember | 6,295 | 4,559 | 4,481 |
| 2003 : Rata-rata | 6,061 | 5,017 | 4,821 |
| Januari | 5,824 | 4,510 | 4,593 |
| Pebruari | 5,948 | 4,878 | 4,836 |
| Maret | 5,920 | 4,994 | 4,836 |
| April | 5,992 | 4,994 | 4,836 |
| Mei | 5,992 | 4,994 | 4,836 |
| Juni | 5,975 | 5,029 | 4,770 |
| Juli | 5,990 | 5,029 | 4,809 |
| Agustus | 5,990 | 5,119 | 4,809 |
| September | 6,151 | 5,119 | 4,809 |
| Oktober | 6,228 | 5,119 | 4,835 |
| Nopember | 6,297 | 5,165 | 4,861 |
| Desember | 6,423 | 5,257 | 5,020 |

**Tabel 15 : Upah Buruh Tani di Pedesaan Dirinci Menurut Jenis Pekerjaan
Propinsi Jawa Timur, Tahun 1997 - 2003
(Rupiah/Orang/Setengah Hari)**

| Tahun/Bulan | Jenis pekerjaan | | |
|------------------|-----------------|---------|----------|
| | Mencangkul | Menanam | Merambat |
| (1) | (2) | (3) | (4) |
| 1997 : Rata-rata | 4,025 | 2,640 | 3,080 |
| 1998 : Rata-rata | 5,483 | 3,237 | 4,032 |
| 1999 : Rata-rata | 6,972 | 4,227 | 5,183 |
| 2000 : Rata-rata | 7,734 | 5,422 | 5,902 |
| Januari | 7,396 | 5,178 | 5,611 |
| Pebruari | 7,451 | 5,231 | 5,681 |
| Maret | 7,495 | 5,275 | 5,731 |
| April | 7,587 | 5,360 | 5,808 |
| Mei | 7,597 | 5,392 | 5,841 |
| Juni | 7,649 | 5,425 | 5,932 |
| Juli | 7,767 | 5,435 | 5,939 |
| Agustus | 7,794 | 5,452 | 5,961 |
| September | 7,858 | 5,481 | 5,982 |
| Oktober | 7,961 | 5,554 | 6,039 |
| Nopember | 8,081 | 5,614 | 6,123 |
| Desember | 8,170 | 5,662 | 6,179 |
| 2001 : Rata-rata | 8,895 | 6,071 | 6,683 |
| Januari | 8,256 | 5,728 | 6,223 |
| Pebruari | 8,341 | 5,795 | 6,307 |
| Maret | 8,500 | 5,818 | 6,369 |
| April | 8,581 | 5,899 | 6,433 |
| Mei | 8,694 | 5,962 | 6,598 |
| Juni | 8,851 | 6,008 | 6,638 |
| Juli | 9,000 | 6,089 | 6,733 |
| Agustus | 9,100 | 6,134 | 6,778 |
| September | 9,229 | 6,233 | 6,935 |
| Oktober | 9,285 | 6,336 | 6,975 |
| Nopember | 9,417 | 6,383 | 7,060 |
| Desember | 9,483 | 6,466 | 7,147 |

**Tabel 15 : Upah Buruh Tani di Pedesaan Dirinci Menurut Jenis Pekerjaan
Propinsi Jawa Timur, Tahun 1997 - 2003
(Rupiah/Orang/Setengah Hari)**

Lanjutan

| Tahun/Bulan | Jenis pekerjaan | | |
|------------------|-----------------|---------|----------|
| | Mencangkul | Menanam | Merambat |
| (1) | (2) | (3) | (4) |
| 2002 : Rata-rata | 10,631 | 7,107 | 7,951 |
| Januari | 9,950 | 6,745 | 7,459 |
| Pebruari | 10,040 | 6,800 | 7,520 |
| Maret | 10,117 | 6,822 | 7,613 |
| April | 10,306 | 6,921 | 7,742 |
| Mei | 10,447 | 7,032 | 7,881 |
| Juni | 10,543 | 7,067 | 7,930 |
| Juli | 10,748 | 7,197 | 8,071 |
| Agustus | 10,939 | 7,251 | 8,136 |
| September | 11,059 | 7,330 | 8,198 |
| Oktober | 11,046 | 7,322 | 8,191 |
| Nopember | 11,145 | 7,387 | 8,277 |
| Desember | 11,233 | 7,406 | 8,399 |
| 2003 : Rata-rata | 11,898 | 7,421 | 8,338 |
| Januari | 11,519 | 7,177 | 8,144 |
| Pebruari | 11,684 | 7,259 | 8,211 |
| Maret | 11,697 | 7,282 | 8,228 |
| April | 11,816 | 7,336 | 8,279 |
| Mei | 11,828 | 7,354 | 8,300 |
| Juni | 11,932 | 7,418 | 8,334 |
| Juli | 12,015 | 7,480 | 8,398 |
| Agustus | 11,983 | 7,512 | 8,390 |
| September | 12,014 | 7,516 | 8,405 |
| Oktober | 12,057 | 7,534 | 8,427 |
| Nopember | 12,085 | 7,575 | 8,446 |
| Desember | 12,143 | 7,605 | 8,491 |

**Tabel 16 : Upah Buruh Tani di Pedesaan Dirinci Menurut Jenis Pekerjaan
Propinsi B a l i, Tahun 1997 - 2003
(Rupiah/Orang/Setengah Hari)**

| Tahun/Bulan | Jenis pekerjaan | | |
|------------------|-----------------|---------|----------|
| | Mencangkul | Menanam | Merambat |
| (1) | (2) | (3) | (4) |
| 1997 : Rata-rata | 4,507 | 2,853 | 4,175 |
| 1998 : Rata-rata | 6,017 | 3,579 | 5,663 |
| 1999 : Rata-rata | 7,598 | 4,753 | 7,209 |
| 2000 : Rata-rata | 8,825 | 7,573 | 8,252 |
| Januari | 8,362 | 7,182 | 7,682 |
| Pebruari | 8,319 | 6,966 | 7,490 |
| Maret | 8,319 | 7,048 | 7,597 |
| April | 8,449 | 7,166 | 7,835 |
| Mei | 8,573 | 7,390 | 8,080 |
| Juni | 8,894 | 7,585 | 8,209 |
| Juli | 8,894 | 7,585 | 8,209 |
| Agustus | 9,006 | 7,883 | 8,619 |
| September | 9,062 | 7,883 | 8,619 |
| Oktober | 9,170 | 7,951 | 8,763 |
| Nopember | 9,359 | 8,062 | 8,898 |
| Desember | 9,487 | 8,174 | 9,025 |
| 2001 : Rata-rata | 10,894 | 9,171 | 10,393 |
| Januari | 9,935 | 8,404 | 9,251 |
| Pebruari | 9,968 | 8,486 | 9,436 |
| Maret | 10,217 | 8,624 | 9,908 |
| April | 10,377 | 8,779 | 10,266 |
| Mei | 10,419 | 8,748 | 10,266 |
| Juni | 10,523 | 8,840 | 10,266 |
| Juli | 11,067 | 9,249 | 10,779 |
| Agustus | 11,252 | 9,478 | 10,779 |
| September | 11,440 | 9,603 | 10,779 |
| Oktober | 11,675 | 9,816 | 10,994 |
| Nopember | 11,926 | 9,986 | 10,994 |
| Desember | 11,926 | 10,042 | 10,994 |

**Tabel 16 : Upah Buruh Tani di Pedesaan Dirinci Menurut Jenis Pekerjaan
Propinsi B a l i, Tahun 1997 - 2003
(Rupiah/Orang/Setengah Hari)**

Lanjutan

| Tahun/Bulan | Jenis pekerjaan | | |
|------------------|-----------------|---------|----------|
| | Mencangkul | Menanam | Merambat |
| (1) | (2) | (3) | (4) |
| 2002 : Rata-rata | 14,664 | 12,003 | 12,671 |
| Januari | 12,717 | 10,518 | 11,214 |
| Pebruari | 13,237 | 10,794 | 11,712 |
| Maret | 13,504 | 11,077 | 12,076 |
| April | 13,931 | 11,389 | 12,344 |
| Mei | 14,115 | 11,839 | 12,653 |
| Juni | 14,692 | 12,350 | 13,285 |
| Juli | 14,744 | 12,350 | 13,285 |
| Agustus | 14,850 | 12,388 | 12,883 |
| September | 15,289 | 12,388 | 13,117 |
| Oktober | 16,295 | 13,014 | 13,161 |
| Nopember | 16,295 | 13,014 | 13,161 |
| Desember | 16,295 | 12,916 | 13,161 |
| 2003 : Rata-rata | 17,281 | 15,374 | 15,479 |
| Januari | 16,436 | 14,813 | 14,260 |
| Pebruari | 16,436 | 14,813 | 14,616 |
| Maret | 16,436 | 14,813 | 14,616 |
| April | 17,013 | 15,202 | 15,103 |
| Mei | 17,237 | 15,333 | 15,446 |
| Juni | 17,237 | 15,333 | 15,446 |
| Juli | 17,272 | 15,333 | 15,446 |
| Agustus | 17,272 | 15,180 | 15,446 |
| September | 17,698 | 15,480 | 16,195 |
| Oktober | 17,872 | 15,641 | 16,195 |
| Nopember | 18,233 | 16,270 | 16,489 |
| Desember | 18,233 | 16,270 | 16,489 |

**Tabel 17: Upah Buruh Tani di Pedesaan Dirinci Menurut Jenis Pekerjaan
Propinsi Nusa Tenggara Barat, Tahun 1997 - 2003
(Rupiah/Orang/Setengah Hari)**

| Tahun/Bulan | Jenis pekerjaan | | |
|------------------|-----------------|---------|----------|
| | Mencangkul | Menanam | Merambat |
| (1) | (2) | (3) | (4) |
| 1997 : Rata-rata | 3,073 | 2,494 | 2,980 |
| 1998 : Rata-rata | 4,126 | 3,319 | 3,849 |
| 1999 : Rata-rata | 6,917 | 5,227 | 6,238 |
| 2000 : Rata-rata | 7,874 | 6,044 | 6,748 |
| Januari | 7,500 | 5,700 | 6,732 |
| Pebruari | 7,541 | 5,700 | 6,732 |
| Maret | 7,721 | 5,911 | 6,732 |
| April | 7,884 | 6,130 | 6,732 |
| Mei | 7,865 | 6,130 | 6,732 |
| Juni | 7,865 | 6,130 | 6,732 |
| Juli | 7,865 | 6,130 | 6,732 |
| Agustus | 7,865 | 6,130 | 6,732 |
| September | 8,052 | 6,130 | 6,732 |
| Oktober | 8,052 | 6,130 | 6,732 |
| Nopember | 8,052 | 6,130 | 6,732 |
| Desember | 8,227 | 6,180 | 6,922 |
| 2001 : Rata-rata | 8,463 | 6,635 | 7,360 |
| Januari | 8,118 | 6,274 | 6,922 |
| Pebruari | 8,118 | 6,234 | 6,960 |
| Maret | 8,118 | 6,407 | 7,085 |
| April | 8,118 | 6,407 | 7,085 |
| Mei | 8,157 | 6,452 | 7,214 |
| Juni | 8,347 | 6,569 | 7,304 |
| Juli | 8,496 | 6,616 | 7,428 |
| Agustus | 8,496 | 6,616 | 7,428 |
| September | 8,496 | 6,616 | 7,428 |
| Oktober | 8,496 | 6,616 | 7,428 |
| Nopember | 8,938 | 7,033 | 7,709 |
| Desember | 9,654 | 7,780 | 8,331 |

**Tabel 17: Upah Buruh Tani di Pedesaan Dirinci Menurut Jenis Pekerjaan
Propinsi Nusa Tenggara Barat, Tahun 1997 - 2003
(Rupiah/Orang/Setengah Hari)**

Lanjutan

| Tahun/Bulan | Jenis pekerjaan | | |
|------------------|-----------------|---------|----------|
| | Mencangkul | Menanam | Merambat |
| (1) | (2) | (3) | (4) |
| 2002 : Rata-rata | 10,721 | 8,220 | 8,729 |
| Januari | 9,868 | 7,980 | 8,515 |
| Pebruari | 10,215 | 7,980 | 8,515 |
| Maret | 10,385 | 7,980 | 8,515 |
| April | 10,559 | 8,161 | 8,668 |
| Mei | 10,646 | 8,240 | 8,696 |
| Juni | 10,788 | 8,240 | 8,696 |
| Juli | 10,729 | 8,177 | 8,696 |
| Agustus | 10,813 | 8,177 | 8,733 |
| September | 11,007 | 8,362 | 8,878 |
| Oktober | 11,153 | 8,447 | 8,944 |
| Nopember | 11,153 | 8,447 | 8,944 |
| Desember | 11,340 | 8,447 | 8,944 |
| 2003 : Rata-rata | 11,182 | 8,703 | 9,114 |
| Januari | 10,700 | 8,728 | 9,084 |
| Pebruari | 10,640 | 8,679 | 8,998 |
| Maret | 10,851 | 8,728 | 9,035 |
| April | 10,971 | 8,765 | 9,197 |
| Mei | 11,215 | 8,765 | 9,197 |
| Juni | 11,215 | 8,765 | 9,197 |
| Juli | 11,375 | 8,765 | 9,197 |
| Agustus | 11,505 | 8,765 | 9,141 |
| September | 11,387 | 8,619 | 9,039 |
| Oktober | 11,387 | 8,619 | 9,039 |
| Nopember | 11,472 | 8,619 | 9,123 |
| Desember | 11,472 | 8,619 | 9,123 |

**Tabel 18 : Upah Buruh Tani di Pedesaan Dirinci Menurut Jenis Pekerjaan
Propinsi Nusa Tenggara Timur, Tahun 1997 - 2003
(Rupiah/Orang/Setengah Hari)**

| Tahun/Bulan | Jenis pekerjaan | | |
|------------------|-----------------|---------|----------|
| | Mencangkul | Menanam | Merambat |
| (1) | (2) | (3) | (4) |
| 1997 : Rata-rata | 1,777 | 1,942 | 1,756 |
| 1998 : Rata-rata | 2,564 | 2,577 | 2,439 |
| 1999 : Rata-rata | 4,275 | 3,778 | 3,625 |
| 2000 : Rata-rata | 5,007 | 4,505 | 4,305 |
| Januari | 4,479 | 4,095 | 3,890 |
| Pebruari | 4,585 | 4,193 | 3,962 |
| Maret | 4,642 | 4,268 | 4,019 |
| April | 4,902 | 4,547 | 4,216 |
| Mei | 4,902 | 4,547 | 4,216 |
| Juni | 4,902 | 4,547 | 4,216 |
| Juli | 4,902 | 4,547 | 4,216 |
| Agustus | 5,038 | 4,547 | 4,216 |
| September | 5,353 | 4,618 | 4,282 |
| Oktober | 5,353 | 4,618 | 4,684 |
| Nopember | 5,451 | 4,711 | 4,801 |
| Desember | 5,570 | 4,820 | 4,941 |
| 2001 : Rata-rata | 5,905 | 5,316 | 5,237 |
| Januari | 5,621 | 4,869 | 5,001 |
| Pebruari | 5,621 | 4,869 | 5,001 |
| Maret | 5,621 | 4,869 | 5,001 |
| April | 5,715 | 5,147 | 5,092 |
| Mei | 5,811 | 5,241 | 5,185 |
| Juni | 5,972 | 5,518 | 5,342 |
| Juli | 5,972 | 5,518 | 5,342 |
| Agustus | 5,972 | 5,518 | 5,342 |
| September | 6,138 | 5,518 | 5,342 |
| Oktober | 6,138 | 5,518 | 5,342 |
| Nopember | 6,138 | 5,602 | 5,423 |
| Desember | 6,138 | 5,602 | 5,423 |

**Tabel 18 : Upah Buruh Tani di Pedesaan Dirinci Menurut Jenis Pekerjaan
Propinsi Nusa Tenggara Timur, Tahun 1997 - 2003
(Rupiah/Orang/Setengah Hari)**

Lanjutan

| Tahun/Bulan | Jenis pekerjaan | | |
|------------------|-----------------|---------|----------|
| | Mencangkul | Menanam | Merambat |
| (1) | (2) | (3) | (4) |
| 2002 : Rata-rata | 7,071 | 6,571 | 6,208 |
| Januari | 6,326 | 5,704 | 5,522 |
| Pebruari | 7,073 | 6,439 | 6,233 |
| Maret | 7,073 | 6,439 | 6,233 |
| April | 7,073 | 6,439 | 6,233 |
| Mei | 7,073 | 6,673 | 6,233 |
| Juni | 7,073 | 6,673 | 6,233 |
| Juli | 7,122 | 6,724 | 6,280 |
| Agustus | 7,122 | 6,724 | 6,280 |
| September | 7,144 | 6,747 | 6,302 |
| Oktober | 7,244 | 6,747 | 6,302 |
| Nopember | 7,266 | 6,770 | 6,324 |
| Desember | 7,266 | 6,770 | 6,324 |
| 2003 : Rata-rata | 7,334 | 6,963 | 6,387 |
| Januari | 7,310 | 6,814 | 6,365 |
| Pebruari | 7,310 | 6,814 | 6,365 |
| Maret | 7,310 | 6,814 | 6,365 |
| April | 7,310 | 6,814 | 6,365 |
| Mei | 7,310 | 6,814 | 6,365 |
| Juni | 7,351 | 6,856 | 6,404 |
| Juli | 7,351 | 7,105 | 6,404 |
| Agustus | 7,351 | 7,105 | 6,404 |
| September | 7,351 | 7,105 | 6,404 |
| Oktober | 7,351 | 7,105 | 6,404 |
| Nopember | 7,351 | 7,105 | 6,404 |
| Desember | 7,351 | 7,105 | 6,404 |

**Tabel 19 : Upah Buruh Tani di Pedesaan Dirinci Menurut Jenis Pekerjaan
Propinsi Kalimantan Barat, Tahun 1997 - 2003
(Rupiah/Orang/Setengah Hari)**

| Tahun/Bulan | Jenis pekerjaan | | |
|------------------|-----------------|---------|----------|
| | Mencangkul | Menanam | Merambet |
| (1) | (2) | (3) | (4) |
| 1997 : Rata-rata | 3,488 | 2,712 | 2,562 |
| 1998 : Rata-rata | 4,695 | 3,922 | 3,397 |
| 1999 : Rata-rata | 7,035 | 5,854 | 4,618 |
| 2000 : Rata-rata | 7,963 | 6,841 | 5,708 |
| Januari | 7,848 | 6,692 | 5,588 |
| Pebruari | 7,848 | 6,692 | 5,588 |
| Maret | 7,848 | 6,692 | 5,588 |
| April | 7,848 | 6,692 | 5,588 |
| Mei | 7,848 | 6,692 | 5,588 |
| Juni | 7,936 | 6,798 | 5,677 |
| Juli | 7,936 | 6,798 | 5,677 |
| Agustus | 7,974 | 6,893 | 5,744 |
| September | 8,091 | 7,036 | 5,864 |
| Oktober | 8,125 | 7,036 | 5,864 |
| Nopember | 8,125 | 7,036 | 5,864 |
| Desember | 8,125 | 7,036 | 5,864 |
| 2001 : Rata-rata | 9,016 | 7,618 | 6,275 |
| Januari | 8,125 | 7,036 | 5,864 |
| Pebruari | 8,125 | 7,116 | 5,925 |
| Maret | 8,303 | 7,116 | 5,925 |
| April | 8,625 | 7,373 | 6,062 |
| Mei | 8,759 | 7,540 | 6,179 |
| Juni | 9,056 | 7,776 | 6,274 |
| Juli | 9,371 | 7,776 | 6,386 |
| Agustus | 9,566 | 7,776 | 6,386 |
| September | 9,566 | 7,705 | 6,454 |
| Oktober | 9,566 | 7,705 | 6,454 |
| Nopember | 9,566 | 8,230 | 6,685 |
| Desember | 9,566 | 8,272 | 6,711 |

**Tabel 19 : Upah Buruh Tani di Pedesaan Dirinci Menurut Jenis Pekerjaan
Propinsi Kalimantan Barat, Tahun 1997 - 2003
(Rupiah/Orang/Setengah Hari)**

Lanjutan

| Tahun/Bulan | Jenis pekerjaan | | |
|------------------|-----------------|---------|----------|
| | Mencangkul | Menanam | Merambat |
| (1) | (2) | (3) | (4) |
| 2002 : Rata-rata | 11,198 | 8,945 | 7,663 |
| Januari | 9,902 | 8,399 | 6,711 |
| Pebruari | 10,512 | 8,562 | 7,072 |
| Maret | 10,698 | 8,685 | 7,577 |
| April | 10,698 | 8,685 | 7,577 |
| Mei | 10,912 | 8,840 | 7,713 |
| Juni | 10,912 | 8,840 | 7,713 |
| Juli | 11,198 | 8,840 | 7,713 |
| Agustus | 11,578 | 9,237 | 7,737 |
| September | 11,992 | 9,237 | 8,035 |
| Oktober | 11,992 | 9,237 | 8,035 |
| Nopember | 11,992 | 9,237 | 8,035 |
| Desember | 11,992 | 9,545 | 8,035 |
| 2003 : Rata-rata | 13,790 | 9,767 | 9,100 |
| Januari | 12,456 | 9,350 | 8,520 |
| Pebruari | 13,223 | 9,531 | 8,978 |
| Maret | 13,223 | 9,531 | 8,978 |
| April | 13,223 | 9,531 | 8,978 |
| Mei | 13,223 | 9,531 | 8,978 |
| Juni | 13,337 | 9,573 | 9,028 |
| Juli | 13,615 | 9,634 | 9,078 |
| Agustus | 14,508 | 9,978 | 9,230 |
| September | 14,669 | 10,120 | 9,358 |
| Oktober | 14,669 | 10,120 | 9,358 |
| Nopember | 14,669 | 10,120 | 9,358 |
| Desember | 14,669 | 10,177 | 9,358 |

**Tabel 20 : Upah Buruh Tani di Pedesaan Dirinci Menurut Jenis Pekerjaan
Propinsi Kalimantan Tengah, Tahun 1997 - 2003
(Rupiah/Orang/Setengah Hari)**

| Tahun/Bulan | Jenis pekerjaan | | |
|------------------|-----------------|---------|----------|
| | Mencangkul | Menanam | Merambat |
| (1) | (2) | (3) | (4) |
| 1997 : Rata-rata | 2,891 | 2,957 | 2,596 |
| 1998 : Rata-rata | 4,367 | 4,843 | 4,048 |
| 1999 : Rata-rata | 5,990 | 5,939 | 4,908 |
| 2000 : Rata-rata | 7,452 | 6,869 | 6,574 |
| Januari | 7,000 | 6,833 | 5,375 |
| Pebruari | 7,350 | 6,833 | 5,375 |
| Maret | 7,350 | 6,833 | 5,913 |
| April | 7,473 | 6,833 | 5,913 |
| Mei | 7,473 | 6,833 | 5,913 |
| Juni | 7,473 | 6,833 | 6,208 |
| Juli | 7,473 | 6,833 | 6,749 |
| Agustus | 7,473 | 6,833 | 7,200 |
| September | 7,473 | 6,833 | 7,560 |
| Oktober | 7,473 | 6,833 | 7,560 |
| Nopember | 7,706 | 7,047 | 7,560 |
| Desember | 7,706 | 7,047 | 7,560 |
| 2001 : Rata-rata | 7,943 | 7,047 | 7,783 |
| Januari | 7,706 | 7,047 | 7,560 |
| Pebruari | 7,706 | 7,047 | 7,408 |
| Maret | 7,991 | 7,047 | 7,614 |
| April | 7,991 | 7,047 | 7,614 |
| Mei | 7,991 | 7,047 | 7,614 |
| Juni | 7,991 | 7,047 | 7,614 |
| Juli | 7,991 | 7,047 | 7,614 |
| Agustus | 7,991 | 7,047 | 7,614 |
| September | 7,991 | 7,047 | 7,614 |
| Oktober | 7,991 | 7,047 | 7,614 |
| Nopember | 7,991 | 7,047 | 8,757 |
| Desember | 7,991 | 7,047 | 8,757 |

**Tabel 20 : Upah Buruh Tani di Pedesaan Dirinci Menurut Jenis Pekerjaan
Propinsi Kalimantan Tengah, Tahun 1997 - 2003
(Rupiah/Orang/Setengah Hari)**

Lanjutan

| Tahun/Bulan | Jenis pekerjaan | | |
|------------------|-----------------|---------|----------|
| | Mencangkul | Menanam | Merambat |
| (1) | (2) | (3) | (4) |
| 2002 : Rata-rata | 10,761 | 7,047 | 9,151 |
| Januari | 8,657 | 7,047 | 8,873 |
| Pebruari | 9,378 | 7,047 | 8,873 |
| Maret | 9,378 | 7,047 | 8,873 |
| April | 9,378 | 7,047 | 8,873 |
| Mei | 9,378 | 7,047 | 8,755 |
| Juni | 10,784 | 7,047 | 9,106 |
| Juli | 11,384 | 7,047 | 9,409 |
| Agustus | 11,384 | 7,047 | 9,409 |
| September | 11,926 | 7,047 | 9,409 |
| Oktober | 12,494 | 7,047 | 9,409 |
| Nopember | 12,494 | 7,047 | 9,409 |
| Desember | 12,494 | 7,047 | 9,409 |
| 2003 : Rata-rata | 13,059 | 8,904 | 9,681 |
| Januari | 12,125 | 7,333 | 9,500 |
| Pebruari | 12,125 | 7,333 | 9,500 |
| Maret | 12,125 | 7,682 | 9,500 |
| April | 12,125 | 7,682 | 9,500 |
| Mei | 12,731 | 7,682 | 9,772 |
| Juni | 12,731 | 7,682 | 9,772 |
| Juli | 13,792 | 10,243 | 9,772 |
| Agustus | 13,792 | 10,243 | 9,772 |
| September | 13,792 | 10,243 | 9,772 |
| Oktober | 13,792 | 10,243 | 9,772 |
| Nopember | 13,792 | 10,243 | 9,772 |
| Desember | 13,792 | 10,243 | 9,772 |

**Tabel 21 : Upah Buruh Tani di Pedesaan Dirinci Menurut Jenis Pekerjaan
Propinsi Kalimantan Selatan, Tahun 1997 - 2003
(Rupiah/Orang/Setengah Hari)**

| Tahun/Bulan | Jenis pekerjaan | | |
|------------------|-----------------|---------|----------|
| | Mencangkul | Menanam | Merambat |
| (1) | (2) | (3) | (4) |
| 1997 : Rata-rata | 4,344 | 3,549 | 3,244 |
| 1998 : Rata-rata | 5,360 | 4,594 | 4,516 |
| 1999 : Rata-rata | 6,301 | 5,241 | 6,113 |
| 2000 : Rata-rata | 6,811 | 5,713 | 6,683 |
| Januari | 6,585 | 5,404 | 6,384 |
| Pebruari | 6,637 | 5,447 | 6,425 |
| Maret | 6,738 | 5,645 | 6,623 |
| April | 6,738 | 5,645 | 6,623 |
| Mei | 6,806 | 5,702 | 6,680 |
| Juni | 6,806 | 5,765 | 6,704 |
| Juli | 6,856 | 5,804 | 6,745 |
| Agustus | 6,856 | 5,804 | 6,745 |
| September | 6,856 | 5,804 | 6,745 |
| Oktober | 6,856 | 5,804 | 6,745 |
| Nopember | 6,981 | 5,852 | 6,875 |
| Desember | 7,017 | 5,880 | 6,906 |
| 2001 : Rata-rata | 8,151 | 6,836 | 8,038 |
| Januari | 7,230 | 6,031 | 7,071 |
| Pebruari | 7,490 | 6,290 | 7,277 |
| Maret | 8,006 | 6,621 | 7,577 |
| April | 8,072 | 6,659 | 7,611 |
| Mei | 8,072 | 6,659 | 7,611 |
| Juni | 8,134 | 6,704 | 7,665 |
| Juli | 8,134 | 6,704 | 7,665 |
| Agustus | 8,286 | 6,961 | 8,556 |
| September | 8,286 | 6,961 | 8,556 |
| Oktober | 8,413 | 7,000 | 8,699 |
| Nopember | 8,845 | 7,720 | 9,085 |
| Desember | 8,845 | 7,720 | 9,085 |

**Tabel 21 : Upah Buruh Tani di Pedesaan Dirinci Menurut Jenis Pekerjaan
Propinsi Kalimantan Selatan, Tahun 1997 - 2003
(Rupiah/Orang/Setengah Hari)**

Lanjutan

| Tahun/Bulan | Jenis pekerjaan | | |
|------------------|-----------------|---------|----------|
| | Mencangkul | Menanam | Merambat |
| (1) | (2) | (3) | (4) |
| 2002 : Rata-rata | 9,535 | 8,215 | 9,604 |
| Januari | 8,845 | 7,720 | 9,085 |
| Pebruari | 8,845 | 7,720 | 9,085 |
| Maret | 9,026 | 7,992 | 9,297 |
| April | 9,026 | 8,030 | 9,341 |
| Mei | 9,466 | 8,102 | 9,466 |
| Juni | 9,635 | 8,228 | 9,613 |
| Juli | 9,808 | 8,356 | 9,763 |
| Agustus | 9,808 | 8,356 | 9,763 |
| September | 9,808 | 8,356 | 9,763 |
| Oktober | 9,872 | 8,404 | 9,860 |
| Nopember | 10,048 | 8,535 | 9,962 |
| Desember | 10,233 | 8,784 | 10,253 |
| 2003 : Rata-rata | 11,174 | 10,262 | 10,814 |
| Januari | 10,668 | 9,857 | 10,366 |
| Pebruari | 10,763 | 9,946 | 10,427 |
| Maret | 10,763 | 9,946 | 10,580 |
| April | 11,224 | 10,321 | 10,874 |
| Mei | 11,256 | 10,321 | 10,874 |
| Juni | 11,286 | 10,346 | 10,900 |
| Juli | 11,286 | 10,346 | 10,900 |
| Agustus | 11,286 | 10,346 | 10,900 |
| September | 11,389 | 10,428 | 10,987 |
| Oktober | 11,389 | 10,428 | 10,987 |
| Nopember | 11,389 | 10,428 | 10,987 |
| Desember | 11,389 | 10,428 | 10,987 |

**Tabel 22 : Upah Buruh Tani di Pedesaan Dirinci Menurut Jenis Pekerjaan
Propinsi Kalimantan Timur, Tahun 1997 - 2003
(Rupiah/Orang/Setengah Hari)**

| Tahun/Bulan | Jenis pekerjaan | | |
|------------------|-----------------|---------|----------|
| | Mencangkul | Menanam | Merambat |
| (1) | (2) | (3) | (4) |
| 1997 : Rata-rata | 4,149 | 4,106 | 4,399 |
| 1998 : Rata-rata | 5,698 | 4,488 | 4,662 |
| 1999 : Rata-rata | 8,850 | 4,953 | 5,602 |
| 2000 : Rata-rata | 12,135 | 7,368 | 7,481 |
| Januari | 11,500 | 7,000 | 7,250 |
| Pebruari | 11,500 | 7,000 | 7,250 |
| Maret | 11,500 | 7,000 | 7,250 |
| April | 11,500 | 7,000 | 7,250 |
| Mei | 12,420 | 7,250 | 7,423 |
| Juni | 12,420 | 7,250 | 7,423 |
| Juli | 12,420 | 7,250 | 7,423 |
| Agustus | 12,420 | 7,250 | 7,423 |
| September | 12,420 | 7,250 | 7,423 |
| Oktober | 12,420 | 8,055 | 7,886 |
| Nopember | 12,549 | 8,055 | 7,886 |
| Desember | 12,549 | 8,055 | 7,886 |
| 2001 : Rata-rata | 14,000 | 8,268 | 8,252 |
| Januari | 12,549 | 8,055 | 7,886 |
| Pebruari | 12,549 | 8,055 | 7,886 |
| Maret | 12,549 | 8,055 | 7,886 |
| April | 12,549 | 8,055 | 7,886 |
| Mei | 13,804 | 8,055 | 7,886 |
| Juni | 13,804 | 8,055 | 7,886 |
| Juli | 14,725 | 8,055 | 7,886 |
| Agustus | 14,725 | 8,055 | 7,886 |
| September | 14,725 | 8,055 | 8,872 |
| Oktober | 15,339 | 8,906 | 9,020 |
| Nopember | 15,339 | 8,906 | 9,020 |
| Desember | 15,339 | 8,906 | 9,020 |

**Tabel 22 : Upah Buruh Tani di Pedesaan Dirinci Menurut Jenis Pekerjaan
Propinsi Kalimantan Timur, Tahun 1997 - 2003
(Rupiah/Orang/Setengah Hari)**

Lanjutan

| Tahun/Bulan | Jenis pekerjaan | | |
|------------------|-----------------|---------|----------|
| | Mencangkul | Menanam | Merambat |
| (1) | (2) | (3) | (4) |
| 2002 : Rata-rata | 16,253 | 8,968 | 10,663 |
| Januari | 15,339 | 8,906 | 9,020 |
| Pebruari | 15,850 | 8,906 | 9,584 |
| Maret | 15,850 | 8,906 | 9,584 |
| April | 16,026 | 8,906 | 9,744 |
| Mei | 16,026 | 8,906 | 9,744 |
| Juni | 16,471 | 8,906 | 11,368 |
| Juli | 16,471 | 8,906 | 11,368 |
| Agustus | 16,471 | 8,906 | 11,368 |
| September | 16,633 | 9,091 | 11,545 |
| Oktober | 16,633 | 9,091 | 11,545 |
| Nopember | 16,633 | 9,091 | 11,545 |
| Desember | 16,633 | 9,091 | 11,545 |
| 2003 : Rata-rata | 16,520 | 10,713 | 11,499 |
| Januari | 15,973 | 10,333 | 11,865 |
| Pebruari | 16,429 | 10,333 | 11,390 |
| Maret | 16,429 | 10,333 | 11,390 |
| April | 16,429 | 10,747 | 11,390 |
| Mei | 16,582 | 10,747 | 11,390 |
| Juni | 16,582 | 10,747 | 11,390 |
| Juli | 16,582 | 10,747 | 11,390 |
| Agustus | 16,582 | 10,873 | 11,525 |
| September | 16,582 | 10,873 | 11,525 |
| Oktober | 16,691 | 10,873 | 11,525 |
| Nopember | 16,691 | 10,873 | 11,525 |
| Desember | 16,691 | 11,075 | 11,685 |

**Tabel 23 : Upah Buruh Tani di Pedesaan Dirinci Menurut Jenis Pekerjaan
Propinsi Sulawesi Utara, Tahun 1997 - 2003
(Rupiah/Orang/Setengah Hari)**

| Tahun/Bulan | Jenis pekerjaan | | |
|---------------------|-----------------|---------|----------|
| | Mencangkul | Menanam | Merambat |
| (1) | (2) | (3) | (4) |
| 1997 : Rata-rata *) | 4904 | 4730 | 3981 |
| 1998 : Rata-rata *) | 6677 | 6504 | 6010 |
| 1999 : Rata-rata *) | 10913 | 9949 | 10476 |
| 2000 : Rata-rata *) | 11805 | 10742 | 12015 |
| Januari | 11429 | 10417 | 11975 |
| Pebruari | 11429 | 10417 | 11975 |
| Maret | 11429 | 10417 | 11975 |
| April | 11931 | 10851 | 11975 |
| Mei | 11931 | 10851 | 11975 |
| Juni | 11931 | 10851 | 11496 |
| Juli | 11931 | 10851 | 12135 |
| Agustus | 11931 | 10851 | 12135 |
| September | 11931 | 10851 | 12135 |
| Oktober | 11931 | 10851 | 12135 |
| Nopember | 11931 | 10851 | 12135 |
| Desember | 11931 | 10851 | 12135 |
| 2001 : Rata-rata *) | 13485 | 12149 | 13411 |
| Januari | 11931 | 10851 | 12135 |
| Pebruari | 11931 | 10851 | 12135 |
| Maret | 12428 | 11367 | 12135 |
| April | 13464 | 11909 | 13034 |
| Mei | 13464 | 11909 | 13034 |
| Juni | 13464 | 11909 | 13034 |
| Juli | 13464 | 11909 | 13034 |
| Agustus | 14025 | 12405 | 13468 |
| September | 14025 | 12405 | 13468 |
| Oktober | 14540 | 13490 | 15152 |
| Nopember | 14540 | 13391 | 15152 |
| Desember | 14540 | 13391 | 15152 |

*) Ralat publikasi sebelumnya (1997-2002)

**Tabel 23 : Upah Buruh Tani di Pedesaan Dirinci Menurut Jenis Pekerjaan
Propinsi Sulawesi Utara, Tahun 1997 - 2003
(Rupiah/Orang/Setengah Hari)**

Lanjutan

| Tahun/Bulan | Jenis pekerjaan | | |
|---------------------|-----------------|---------|----------|
| | Mencangkul | Menanam | Merambat |
| (1) | (2) | (3) | (4) |
| 2002 : Rata-rata *) | 17747 | 16344 | 17226 |
| Januari | 14540 | 13391 | 15152 |
| Pebruari | 16812 | 15484 | 17046 |
| Maret | 17863 | 16451 | 17216 |
| April | 17863 | 16451 | 17216 |
| Mei | 17863 | 16451 | 17216 |
| Juni | 17863 | 16451 | 17216 |
| Juli | 18359 | 16908 | 17608 |
| Agustus | 18359 | 16908 | 17608 |
| September | 18359 | 16908 | 17608 |
| Oktober | 18359 | 16908 | 17608 |
| Nopember | 18359 | 16908 | 17608 |
| Desember | 18359 | 16908 | 17608 |
| 2003 : Rata-rata | 18,827 | 17,697 | 17,906 |
| Januari | 18,359 | 16,908 | 17,608 |
| Pebruari | 18,870 | 17,378 | 17,933 |
| Maret | 18,870 | 17,378 | 17,933 |
| April | 18,870 | 17,378 | 17,933 |
| Mei | 18,870 | 17,378 | 17,933 |
| Juni | 18,870 | 17,992 | 17,933 |
| Juli | 18,870 | 17,992 | 17,933 |
| Agustus | 18,870 | 17,992 | 17,933 |
| September | 18,870 | 17,992 | 17,933 |
| Oktober | 18,870 | 17,992 | 17,933 |
| Nopember | 18,870 | 17,992 | 17,933 |
| Desember | 18,870 | 17,992 | 17,933 |

*) Ralat publikasi sebelumnya (1997-2002)

**Tabel 24 : Upah Buruh Tani di Pedesaan Dirinci Menurut Jenis Pekerjaan
Propinsi Sulawesi Tengah, Tahun 1997 - 2003
(Rupiah/Orang/Setengah Hari)**

| Tahun/Bulan | Jenis pekerjaan | | |
|------------------|-----------------|---------|----------|
| | Mencangkul | Menanam | Merambat |
| (1) | (2) | (3) | (4) |
| 1997 : Rata-rata | 2,810 | 2,704 | 2,763 |
| 1998 : Rata-rata | 4,226 | 4,108 | 3,725 |
| 1999 : Rata-rata | 5,181 | 5,034 | 4,662 |
| 2000 : Rata-rata | 5,795 | 5,470 | 5,303 |
| Januari | 5,761 | 5,432 | 5,253 |
| Pebruari | 5,761 | 5,432 | 5,253 |
| Maret | 5,761 | 5,432 | 5,253 |
| April | 5,761 | 5,432 | 5,253 |
| Mei | 5,761 | 5,432 | 5,253 |
| Juni | 5,761 | 5,432 | 5,253 |
| Juli | 5,761 | 5,432 | 5,253 |
| Agustus | 5,761 | 5,432 | 5,253 |
| September | 5,761 | 5,432 | 5,289 |
| Oktober | 5,898 | 5,587 | 5,441 |
| Nopember | 5,898 | 5,587 | 5,441 |
| Desember | 5,898 | 5,587 | 5,441 |
| 2001 : Rata-rata | 5,628 | 5,307 | 5,402 |
| Januari | 5,407 | 4,948 | 5,078 |
| Pebruari | 5,407 | 4,948 | 5,078 |
| Maret | 5,407 | 4,948 | 5,078 |
| April | 5,632 | 5,195 | 5,332 |
| Mei | 5,632 | 5,195 | 5,332 |
| Juni | 5,632 | 5,195 | 5,332 |
| Juli | 5,737 | 5,542 | 5,599 |
| Agustus | 5,737 | 5,542 | 5,599 |
| September | 5,737 | 5,542 | 5,599 |
| Oktober | 5,737 | 5,542 | 5,599 |
| Nopember | 5,737 | 5,542 | 5,599 |
| Desember | 5,737 | 5,542 | 5,599 |

**Tabel 24 : Upah Buruh Tani di Pedesaan Dirinci Menurut Jenis Pekerjaan
Propinsi Sulawesi Tengah, Tahun 1997 - 2003
(Rupiah/Orang/Setengah Hari)**

Lanjutan

| Tahun/Bulan | Jenis pekerjaan | | |
|------------------|-----------------|---------|----------|
| | Mencangkul | Menanam | Merambat |
| (1) | (2) | (3) | (4) |
| 2002 : Rata-rata | 6,540 | 6,454 | 6,521 |
| Januari | 6,096 | 5,958 | 6,019 |
| Pebruari | 6,096 | 5,958 | 6,019 |
| Maret | 6,096 | 5,958 | 6,019 |
| April | 6,096 | 5,958 | 6,019 |
| Mei | 6,096 | 5,958 | 6,019 |
| Juni | 6,858 | 6,809 | 6,879 |
| Juli | 6,858 | 6,809 | 6,879 |
| Agustus | 6,858 | 6,809 | 6,879 |
| September | 6,858 | 6,809 | 6,879 |
| Oktober | 6,858 | 6,809 | 6,879 |
| Nopember | 6,858 | 6,809 | 6,879 |
| Desember | 6,858 | 6,809 | 6,879 |
| 2003 : Rata-rata | 7,963 | 8,168 | 8,168 |
| Januari | 7,738 | 7,741 | 7,741 |
| Pebruari | 7,738 | 7,741 | 7,741 |
| Maret | 7,738 | 7,741 | 7,741 |
| April | 7,738 | 7,741 | 7,741 |
| Mei | 7,738 | 7,741 | 7,741 |
| Juni | 8,061 | 8,128 | 8,128 |
| Juli | 8,061 | 8,128 | 8,128 |
| Agustus | 8,061 | 8,515 | 8,515 |
| September | 8,173 | 8,633 | 8,633 |
| Oktober | 8,173 | 8,633 | 8,633 |
| Nopember | 8,173 | 8,633 | 8,633 |
| Desember | 8,173 | 8,633 | 8,633 |

**Tabel 25 : Upah Buruh Tani di Pedesaan Dirinci Menurut Jenis Pekerjaan
Propinsi Sulawesi Selatan , Tahun 1997 - 2003
(Rupiah/Orang/Setengah Hari)**

| Tahun/Bulan | Jenis pekerjaan | | |
|------------------|-----------------|---------|----------|
| | Mencangkul | Menanam | Merambat |
| (1) | (2) | (3) | (4) |
| 1997 : Rata-rata | 2,688 | 2,391 | 2,605 |
| 1998 : Rata-rata | 3,397 | 2,887 | 3,406 |
| 1999 : Rata-rata | 4,324 | 3,858 | 4,118 |
| 2000 : Rata-rata | 6,303 | 7,697 | 6,183 |
| Januari | 6,081 | 7,359 | 6,028 |
| Pebruari | 6,129 | 7,604 | 6,028 |
| Maret | 6,273 | 7,604 | 6,028 |
| April | 6,273 | 7,604 | 6,103 |
| Mei | 6,310 | 7,694 | 6,184 |
| Juni | 6,310 | 7,694 | 6,184 |
| Juli | 6,310 | 7,694 | 6,184 |
| Agustus | 6,310 | 7,694 | 6,184 |
| September | 6,345 | 7,733 | 6,184 |
| Oktober | 6,398 | 7,805 | 6,270 |
| Nopember | 6,398 | 7,883 | 6,362 |
| Desember | 6,505 | 8,003 | 6,456 |
| 2001 : Rata-rata | 7,563 | 8,467 | 7,585 |
| Januari | 6,769 | 8,003 | 6,804 |
| Pebruari | 7,175 | 8,003 | 7,204 |
| Maret | 7,253 | 8,061 | 7,204 |
| April | 7,244 | 8,061 | 7,204 |
| Mei | 7,351 | 8,094 | 7,249 |
| Juni | 7,351 | 8,364 | 7,249 |
| Juli | 7,548 | 8,512 | 7,618 |
| Agustus | 7,657 | 8,544 | 7,666 |
| September | 7,823 | 8,697 | 7,891 |
| Oktober | 7,823 | 8,697 | 7,891 |
| Nopember | 8,347 | 9,226 | 8,518 |
| Desember | 8,408 | 9,341 | 8,518 |

**Tabel 25 : Upah Buruh Tani di Pedesaan Dirinci Menurut Jenis Pekerjaan
Propinsi Sulawesi Selatan , Tahun 1997 - 2003
(Rupiah/Orang/Setengah Hari)**

Lanjutan

| Tahun/Bulan | Jenis pekerjaan | | |
|------------------|-----------------|---------|----------|
| | Mencangkul | Menanam | Merambat |
| (1) | (2) | (3) | (4) |
| 2002 : Rata-rata | 9,288 | 10,258 | 9,369 |
| Januari | 8,708 | 9,878 | 8,685 |
| Pebruari | 8,829 | 9,928 | 8,940 |
| Maret | 8,829 | 9,993 | 8,940 |
| April | 8,829 | 9,993 | 9,106 |
| Mei | 9,013 | 10,016 | 9,106 |
| Juni | 9,296 | 10,263 | 9,240 |
| Juli | 9,296 | 10,263 | 9,240 |
| Agustus | 9,468 | 10,381 | 9,496 |
| September | 9,796 | 10,549 | 9,936 |
| Oktober | 9,796 | 10,549 | 9,914 |
| Nopember | 9,796 | 10,549 | 9,914 |
| Desember | 9,796 | 10,730 | 9,914 |
| 2003 : Rata-rata | 11,655 | 11,108 | 11,039 |
| Januari | 10,975 | 10,658 | 10,265 |
| Pebruari | 11,163 | 10,658 | 10,401 |
| Maret | 11,163 | 10,727 | 10,401 |
| April | 11,163 | 10,667 | 10,401 |
| Mei | 11,332 | 10,802 | 10,545 |
| Juni | 11,804 | 11,161 | 11,522 |
| Juli | 11,958 | 11,361 | 11,386 |
| Agustus | 12,094 | 11,467 | 11,553 |
| September | 11,998 | 11,320 | 11,409 |
| Oktober | 11,998 | 11,320 | 11,409 |
| Nopember | 12,136 | 11,459 | 11,498 |
| Desember | 12,077 | 11,694 | 11,677 |

**Tabel 26 : Upah Buruh Tani di Pedesaan Dirinci Menurut Jenis Pekerjaan
Propinsi Sulawesi Tenggara, Tahun 1997 - 2003
(Rupiah/Orang/Setengah Hari)**

| Tahun/Bulan | Jenis pekerjaan | | |
|------------------|-----------------|---------|----------|
| | Mencangkul | Menanam | Merambat |
| (1) | (2) | (3) | (4) |
| 1997 : Rata-rata | 2,132 | 2,051 | 2,469 |
| 1998 : Rata-rata | 3,408 | 2,473 | 2,943 |
| 1999 : Rata-rata | 5,037 | 4,973 | 5,009 |
| 2000 : Rata-rata | 6,814 | 5,461 | 6,404 |
| Januari | 6,392 | 5,450 | 6,111 |
| Pebruari | 6,392 | 5,450 | 6,111 |
| Maret | 6,392 | 5,450 | 6,111 |
| April | 6,392 | 5,450 | 6,111 |
| Mei | 6,511 | 5,450 | 6,111 |
| Juni | 6,511 | 5,450 | 6,111 |
| Juli | 6,655 | 5,450 | 6,609 |
| Agustus | 6,655 | 5,450 | 6,609 |
| September | 7,321 | 5,450 | 6,609 |
| Oktober | 7,321 | 5,450 | 6,697 |
| Nopember | 7,613 | 5,514 | 6,828 |
| Desember | 7,613 | 5,514 | 6,828 |
| 2001 : Rata-rata | 8,234 | 5,380 | 6,346 |
| Januari | 7,613 | 5,514 | 6,828 |
| Pebruari | 7,613 | 5,514 | 6,828 |
| Maret | 7,613 | 5,514 | 6,828 |
| April | 8,459 | 5,514 | 6,999 |
| Mei | 8,459 | 5,514 | 6,999 |
| Juni | 8,459 | 5,284 | 6,221 |
| Juli | 8,459 | 5,284 | 6,221 |
| Agustus | 8,459 | 5,284 | 5,806 |
| September | 8,459 | 5,284 | 5,806 |
| Oktober | 8,459 | 5,284 | 5,806 |
| Nopember | 8,299 | 5,284 | 5,806 |
| Desember | 8,456 | 5,284 | 6,000 |

**Tabel 26 : Upah Buruh Tani di Pedesaan Dirinci Menurut Jenis Pekerjaan
Propinsi Sulawesi Tenggara, Tahun 1997 - 2003
(Rupiah/Orang/Setengah Hari)**

Lanjutan

| Tahun/Bulan | Jenis pekerjaan | | |
|------------------|-----------------|---------|----------|
| | Mencangkul | Menanam | Merambat |
| (1) | (2) | (3) | (4) |
| 2002 : Rata-rata | 10,969 | 7,232 | 9,266 |
| Januari | 8,456 | 5,284 | 6,000 |
| Pebruari | 9,528 | 6,106 | 8,400 |
| Maret | 9,528 | 7,192 | 9,072 |
| April | 11,343 | 7,577 | 9,202 |
| Mei | 11,343 | 7,577 | 9,815 |
| Juni | 11,343 | 7,577 | 9,815 |
| Juli | 11,343 | 7,577 | 9,815 |
| Agustus | 11,748 | 7,577 | 9,815 |
| September | 11,748 | 7,577 | 9,815 |
| Oktober | 11,748 | 7,577 | 9,815 |
| Nopember | 11,748 | 7,577 | 9,815 |
| Desember | 11,748 | 7,577 | 9,815 |
| 2003 : Rata-rata | 13,567 | 7,244 | 10,834 |
| Januari | 13,665 | 7,125 | 10,834 |
| Pebruari | 13,665 | 7,125 | 10,834 |
| Maret | 13,665 | 7,125 | 10,834 |
| April | 13,665 | 7,125 | 10,834 |
| Mei | 13,665 | 7,125 | 10,834 |
| Juni | 13,665 | 7,125 | 10,834 |
| Juli | 13,665 | 7,125 | 10,834 |
| Agustus | 13,665 | 7,125 | 10,834 |
| September | 13,665 | 7,125 | 10,834 |
| Oktober | 13,274 | 7,125 | 10,834 |
| Nopember | 13,274 | 7,838 | 10,834 |
| Desember | 13,274 | 7,838 | 10,834 |

**Tabel 27 : Upah Buruh Tani Mencangkul di Pedesaan Dirinci Menurut Wilayah
Tahun 1997 - 2003
(Rupiah/Orang/Setengah Hari)**

| Tahun/Bulan | Wilayah | | | | |
|------------------|----------|-------|---------------|------------|-------------|
| | Sumatera | Jawa | Nusa Tenggara | Kalimantan | Sulawesi *) |
| (1) | (2) | (3) | (4) | (5) | (6) |
| 1997 : Rata-rata | 2,875 | 3,076 | 3,119 | 3,718 | 3,133 |
| 1998 : Rata-rata | 4,023 | 4,032 | 4,236 | 5,030 | 4,427 |
| 1999 : Rata-rata | 5,468 | 5,094 | 6,263 | 7,044 | 6,364 |
| 2000 : Rata-rata | 7,240 | 6,200 | 7,235 | 8,590 | 7,680 |
| 2001 : Rata-rata | 8,413 | 7,092 | 8,420 | 9,778 | 8,727 |
| 2002 : Rata-rata | 10,007 | 8,593 | 10,819 | 11,937 | 11,136 |
| Januari | 9,381 | 7,997 | 9,637 | 10,686 | 9,450 |
| Pebruari | 9,678 | 8,170 | 10,175 | 11,146 | 10,316 |
| Maret | 9,714 | 8,260 | 10,321 | 11,238 | 10,579 |
| April | 9,782 | 8,401 | 10,521 | 11,282 | 11,033 |
| Mei | 9,918 | 8,511 | 10,611 | 11,445 | 11,079 |
| Juni | 10,012 | 8,592 | 10,851 | 11,951 | 11,340 |
| Juli | 10,031 | 8,675 | 10,865 | 12,215 | 11,464 |
| Agustus | 10,182 | 8,735 | 10,928 | 12,310 | 11,608 |
| September | 10,200 | 8,815 | 11,147 | 12,590 | 11,690 |
| Oktober | 10,343 | 8,848 | 11,564 | 12,747 | 11,690 |
| Nopember | 10,375 | 8,948 | 11,572 | 12,792 | 11,690 |
| Desember | 10,465 | 9,158 | 11,634 | 12,838 | 11,690 |
| 2003 : Rata-rata | 11,655 | 9,412 | 11,932 | 13,636 | 13,003 |
| Januari | 11,101 | 9,066 | 11,482 | 12,806 | 12,684 |
| Pebruari | 11,248 | 9,197 | 11,462 | 13,135 | 12,859 |
| Maret | 11,349 | 9,242 | 11,532 | 13,135 | 12,859 |
| April | 11,437 | 9,333 | 11,765 | 13,250 | 12,859 |
| Mei | 11,620 | 9,341 | 11,921 | 13,448 | 12,901 |
| Juni | 11,644 | 9,391 | 11,934 | 13,484 | 13,100 |
| Juli | 11,772 | 9,449 | 11,999 | 13,819 | 13,138 |
| Agustus | 11,811 | 9,476 | 12,042 | 14,042 | 13,172 |
| September | 11,842 | 9,531 | 12,146 | 14,108 | 13,176 |
| Oktober | 11,913 | 9,584 | 12,203 | 14,135 | 13,079 |
| Nopember | 12,032 | 9,628 | 12,352 | 14,135 | 13,113 |
| Desember | 12,097 | 9,704 | 12,352 | 14,135 | 13,098 |

*) Ralat publikasi sebelumnya (1997-2002)

**Tabel 28: Upah Buruh Tani Menanam di Pedesaan Dirinci Menurut Wilayah
Tahun 1997 - 2003
(Rupiah/Orang/Setengah Hari)**

Lanjutan

| Tahun/Bulan | Wilayah | | | | |
|------------------|----------|-------|---------------|------------|-------------|
| | Sumatera | Jawa | Nusa Tenggara | Kalimantan | Sulawesi *) |
| (1) | (2) | (3) | (4) | (5) | (6) |
| 1997 : Rata-rata | 2,546 | 2,089 | 2,430 | 3,331 | 2,969 |
| 1998 : Rata-rata | 3,587 | 2,615 | 3,158 | 4,462 | 3,993 |
| 1999 : Rata-rata | 4,941 | 3,266 | 4,586 | 5,497 | 5,954 |
| 2000 : Rata-rata | 6,373 | 4,833 | 6,041 | 6,698 | 7,343 |
| 2001 : Rata-rata | 7,466 | 5,355 | 7,041 | 7,442 | 7,826 |
| 2002 : Rata-rata | 8,838 | 6,251 | 8,931 | 8,294 | 10,072 |
| Januari | 8,375 | 5,920 | 8,067 | 8,018 | 8,628 |
| Pebruari | 8,616 | 6,020 | 8,404 | 8,059 | 9,369 |
| Maret | 8,643 | 6,055 | 8,499 | 8,157 | 9,898 |
| April | 8,733 | 6,105 | 8,663 | 8,167 | 9,995 |
| Mei | 8,801 | 6,207 | 8,917 | 8,224 | 10,001 |
| Juni | 8,911 | 6,240 | 9,088 | 8,255 | 10,275 |
| Juli | 8,887 | 6,293 | 9,083 | 8,287 | 10,389 |
| Agustus | 8,962 | 6,317 | 9,096 | 8,387 | 10,419 |
| September | 8,970 | 6,374 | 9,166 | 8,433 | 10,461 |
| Oktober | 8,998 | 6,408 | 9,403 | 8,445 | 10,461 |
| Nopember | 9,035 | 6,467 | 9,410 | 8,478 | 10,461 |
| Desember | 9,126 | 6,609 | 9,378 | 8,617 | 10,506 |
| 2003 : Rata-rata | 10,207 | 7,325 | 10,887 | 9,911 | 11,054 |
| Januari | 9,716 | 6,979 | 10,637 | 9,219 | 10,608 |
| Pebruari | 9,792 | 7,135 | 10,621 | 9,286 | 10,726 |
| Maret | 9,848 | 7,215 | 10,637 | 9,373 | 10,743 |
| April | 9,921 | 7,258 | 10,797 | 9,570 | 10,728 |
| Mei | 10,232 | 7,273 | 10,846 | 9,570 | 10,761 |
| Juni | 10,199 | 7,324 | 10,859 | 9,587 | 11,102 |
| Juli | 10,310 | 7,376 | 10,937 | 10,242 | 11,151 |
| Agustus | 10,304 | 7,432 | 10,879 | 10,360 | 11,275 |
| September | 10,428 | 7,435 | 10,944 | 10,416 | 11,268 |
| Oktober | 10,473 | 7,451 | 11,005 | 10,416 | 11,268 |
| Nopember | 10,590 | 7,491 | 11,243 | 10,416 | 11,480 |
| Desember | 10,673 | 7,525 | 11,243 | 10,481 | 11,539 |

*) Ralat publikasi sebelumnya (1997-2002)

**Tabel 29: Upah Buruh Tani Merambat di Pedesaan Dirinci Menurut Wilayah
Tahun 1997 - 2003
(Rupiah/Orang/Setengah Hari)**

Lanjutan

| Tahun/Bulan | Wilayah | | | | |
|------------------|----------|-------|---------------|------------|-------------|
| | Sumatera | Jawa | Nusa Tenggara | Kalimantan | Sulawesi *) |
| (1) | (2) | (3) | (4) | (5) | (6) |
| 1997 : Rata-rata | 2,498 | 2,373 | 2,970 | 3,200 | 2,954 |
| 1998 : Rata-rata | 3,500 | 3,039 | 3,984 | 4,156 | 4,021 |
| 1999 : Rata-rata | 4,790 | 3,846 | 5,691 | 5,310 | 6,066 |
| 2000 : Rata-rata | 6,042 | 5,077 | 6,435 | 6,611 | 7,476 |
| 2001 : Rata-rata | 7,168 | 5,667 | 7,663 | 7,587 | 8,186 |
| 2002 : Rata-rata | 8,515 | 6,723 | 9,203 | 9,270 | 10,596 |
| Januari | 8,050 | 6,319 | 8,417 | 8,422 | 8,964 |
| Pebruari | 8,294 | 6,387 | 8,820 | 8,654 | 10,101 |
| Maret | 8,315 | 6,467 | 8,941 | 8,833 | 10,312 |
| April | 8,374 | 6,565 | 9,082 | 8,884 | 10,386 |
| Mei | 8,404 | 6,696 | 9,194 | 8,919 | 10,539 |
| Juni | 8,506 | 6,737 | 9,405 | 9,450 | 10,788 |
| Juli | 8,535 | 6,801 | 9,421 | 9,563 | 10,885 |
| Agustus | 8,642 | 6,823 | 9,299 | 9,569 | 10,950 |
| September | 8,645 | 6,863 | 9,433 | 9,688 | 11,060 |
| Oktober | 8,742 | 6,913 | 9,469 | 9,712 | 11,054 |
| Nopember | 8,780 | 7,008 | 9,476 | 9,738 | 11,054 |
| Desember | 8,897 | 7,098 | 9,476 | 9,811 | 11,054 |
| 2003 : Rata-rata | 10,073 | 7,531 | 10,327 | 10,274 | 11,987 |
| Januari | 9,595 | 7,290 | 9,903 | 10,063 | 11,612 |
| Pebruari | 9,663 | 7,403 | 9,993 | 10,074 | 11,727 |
| Maret | 9,722 | 7,449 | 10,005 | 10,112 | 11,727 |
| April | 9,770 | 7,489 | 10,221 | 10,186 | 11,727 |
| Mei | 10,120 | 7,506 | 10,336 | 10,254 | 11,763 |
| Juni | 10,066 | 7,508 | 10,349 | 10,272 | 12,104 |
| Juli | 10,160 | 7,568 | 10,349 | 10,285 | 12,070 |
| Agustus | 10,135 | 7,572 | 10,330 | 10,357 | 12,209 |
| September | 10,294 | 7,578 | 10,546 | 10,410 | 12,202 |
| Oktober | 10,313 | 7,620 | 10,546 | 10,410 | 12,202 |
| Nopember | 10,504 | 7,662 | 10,672 | 10,410 | 12,225 |
| Desember | 10,535 | 7,724 | 10,672 | 10,450 | 12,269 |

*) Ralat publikasi sebelumnya (1997-2002)

**Tabel 30: Upah Buruh Tani Mencangkul di 23 Propinsi di Indonesia
Tahun 1997 - 2003
(Rupiah/Orang/Setengah Hari)**

| Tahun/Bulan | Propinsi | | | |
|------------------|--------------------------------|-------------------|-------------------|--------|
| | Nanggroe Aceh Darussalam | Sumatera Utara | Sumatera Barat | Riau |
| (1) | (2) | (3) | (4) | (5) |
| 1997 : Rata-rata | 3,329 | 3,315 | 2,910 | 3,329 |
| 1998 : Rata-rata | 4,951 | 4,451 | 3,782 | 4,500 |
| 1999 : Rata-rata | 6,699 | 5,929 | 5,193 | 8,329 |
| 2000 : Rata-rata | 8,030 | 9,124 | 6,584 | 8,738 |
| Januari | 7,662 | 8,467 | 6,425 | 8,667 |
| Pebruari | 7,812 | 8,551 | 6,425 | 8,667 |
| Maret | 7,812 | 8,765 | 6,425 | 8,667 |
| April | 8,048 | 8,897 | 6,413 | 8,667 |
| Mei | 8,048 | 8,897 | 6,413 | 8,667 |
| Juni | 8,020 | 9,021 | 6,573 | 8,667 |
| Juli | 8,050 | 9,267 | 6,594 | 8,667 |
| Agustus | 8,162 | 9,289 | 6,606 | 8,667 |
| September | 8,162 | 9,496 | 6,692 | 8,667 |
| Oktober | 8,194 | 9,536 | 6,698 | 8,667 |
| Nopember | 8,194 | 9,635 | 6,728 | 8,937 |
| Desember | 8,194 | 9,663 | 7,016 | 9,256 |
| 2001 : Rata-rata | 9,324 | 10,325 | 7,642 | 10,105 |
| Januari | 8,308 | 9,798 | 7,109 | 9,256 |
| Pebruari | 8,769 | 9,838 | 7,109 | 10,182 |
| Maret | 8,769 | 10,118 | 7,216 | 10,182 |
| April | 8,826 | 10,270 | 7,303 | 10,182 |
| Mei | 9,505 | 10,270 | 7,303 | 10,182 |
| Juni | 9,505 | 10,356 | 7,429 | 10,182 |
| Juli | 9,675 | 10,423 | 7,507 | 10,182 |
| Agustus | 9,675 | 10,423 | 7,606 | 10,182 |
| September | 9,675 | 10,507 | 8,225 | 10,182 |
| Oktober | 9,675 | 10,517 | 8,225 | 10,182 |
| Nopember | 9,675 | 10,692 | 8,334 | 10,182 |
| Desember | 9,826 | 10,692 | 8,334 | 10,182 |

**Tabel 30: Upah Buruh Tani Mencangkul di 23 Propinsi di Indonesia
Tahun 1997 - 2003
(Rupiah/Orang/Setengah Hari)**

Lanjutan

| Tahun/Bulan | Propinsi | | | |
|------------------|--------------------------------|-------------------|-------------------|--------|
| | Nanggroe Aceh Darussalam | Sumatera Utara | Sumatera Barat | Riau |
| (1) | (2) | (3) | (4) | (5) |
| 2002 : Rata-rata | 10,882 | 12,455 | 10,191 | 10,623 |
| Januari | 10,161 | 11,216 | 8,812 | 10,182 |
| Pebruari | 10,360 | 11,947 | 9,943 | 10,182 |
| Maret | 10,563 | 11,919 | 9,843 | 10,182 |
| April | 10,563 | 12,037 | 10,072 | 10,182 |
| Mei | 10,857 | 12,037 | 9,971 | 10,607 |
| Juni | 11,159 | 12,152 | 10,142 | 10,607 |
| Juli | 11,159 | 12,308 | 10,142 | 10,607 |
| Agustus | 11,159 | 12,694 | 10,544 | 10,607 |
| September | 11,159 | 12,857 | 10,544 | 10,607 |
| Oktober | 11,159 | 13,422 | 10,684 | 11,049 |
| Nopember | 11,159 | 13,422 | 10,826 | 11,049 |
| Desember | 11,124 | 13,448 | 10,774 | 11,619 |
| 2003 : Rata-rata | 13,275 | 13,393 | 11,821 | 13,158 |
| Januari | 12,766 | 13,152 | 11,409 | 12,813 |
| Pebruari | 12,926 | 13,213 | 11,409 | 12,941 |
| Maret | 13,345 | 13,213 | 11,482 | 12,941 |
| April | 13,345 | 13,213 | 11,752 | 12,941 |
| Mei | 13,345 | 13,213 | 11,789 | 12,941 |
| Juni | 13,345 | 13,190 | 11,789 | 12,941 |
| Juli | 13,345 | 13,386 | 11,957 | 12,941 |
| Agustus | 13,345 | 13,328 | 11,957 | 13,311 |
| September | 13,345 | 13,424 | 11,957 | 13,311 |
| Oktober | 13,345 | 13,711 | 11,957 | 13,311 |
| Nopember | 13,425 | 13,773 | 12,159 | 13,754 |
| Desember | 13,425 | 13,896 | 12,237 | 13,754 |

**Tabel 30: Upah Buruh Tani Mencangkul di 23 Propinsi di Indonesia
Tahun 1997 - 2003
(Rupiah/Orang/Setengah Hari)**

Lanjutan

| Tahun/Bulan | Propinsi | | | |
|------------------|----------|------------------|----------|---------|
| | Jambi | Sumatera Selatan | Bengkulu | Lampung |
| (1) | (6) | (7) | (8) | (9) |
| 1997 : Rata-rata | 2,861 | 2,555 | 2,113 | 2,590 |
| 1998 : Rata-rata | 3,933 | 3,296 | 4,214 | 3,054 |
| 1999 : Rata-rata | 5,537 | 4,254 | 6,273 | 3,896 |
| 2000 : Rata-rata | 6,778 | 5,328 | 6,949 | 6,392 |
| Januari | 6,667 | 5,043 | 6,792 | 6,098 |
| Pebruari | 6,667 | 5,127 | 6,792 | 6,248 |
| Maret | 6,667 | 5,127 | 6,792 | 6,334 |
| April | 6,667 | 5,142 | 6,792 | 6,394 |
| Mei | 6,833 | 5,298 | 6,991 | 6,420 |
| Juni | 6,833 | 5,356 | 6,991 | 6,420 |
| Juli | 6,833 | 5,356 | 6,991 | 6,420 |
| Agustus | 6,833 | 5,450 | 6,991 | 6,420 |
| September | 6,833 | 5,450 | 6,991 | 6,420 |
| Oktober | 6,833 | 5,500 | 6,991 | 6,420 |
| Nopember | 6,833 | 5,500 | 6,991 | 6,497 |
| Desember | 6,833 | 5,588 | 7,283 | 6,609 |
| 2001 : Rata-rata | 8,681 | 6,065 | 8,165 | 6,993 |
| Januari | 7,346 | 5,653 | 7,283 | 6,732 |
| Pebruari | 7,590 | 5,653 | 7,283 | 6,732 |
| Maret | 7,628 | 5,653 | 7,829 | 6,874 |
| April | 8,391 | 5,645 | 7,829 | 6,874 |
| Mei | 8,391 | 5,769 | 7,829 | 6,931 |
| Juni | 8,811 | 6,131 | 8,481 | 6,931 |
| Juli | 8,946 | 6,131 | 8,481 | 7,095 |
| Agustus | 9,170 | 6,135 | 8,481 | 7,152 |
| September | 9,476 | 6,248 | 8,481 | 7,130 |
| Oktober | 9,476 | 6,340 | 8,669 | 7,130 |
| Nopember | 9,476 | 6,613 | 8,669 | 7,168 |
| Desember | 9,476 | 6,808 | 8,669 | 7,168 |

**Tabel 30: Upah Buruh Tani Mencangkul di 23 Propinsi di Indonesia
Tahun 1997 - 2003
(Rupiah/Orang/Setengah Hari)**

Lanjutan

| Tahun/Bulan | Propinsi | | | |
|------------------|----------|------------------|----------|---------|
| | Jambi | Sumatera Selatan | Bengkulu | Lampung |
| (1) | (6) | (7) | (8) | (9) |
| 2002 : Rata-rata | 10,872 | 7,798 | 9,151 | 8,082 |
| Januari | 10,739 | 6,933 | 9,151 | 7,850 |
| Pebruari | 10,815 | 7,137 | 9,151 | 7,889 |
| Maret | 10,815 | 7,353 | 9,151 | 7,889 |
| April | 10,899 | 7,528 | 9,151 | 7,822 |
| Mei | 10,899 | 7,815 | 9,151 | 8,004 |
| Juni | 10,899 | 7,843 | 9,151 | 8,142 |
| Juli | 10,899 | 7,843 | 9,151 | 8,142 |
| Agustus | 10,899 | 8,187 | 9,151 | 8,219 |
| September | 10,899 | 8,113 | 9,151 | 8,268 |
| Oktober | 10,899 | 8,113 | 9,151 | 8,263 |
| Nopember | 10,899 | 8,247 | 9,151 | 8,248 |
| Desember | 10,899 | 8,461 | 9,151 | 8,248 |
| 2003 : Rata-rata | 12,258 | 10,533 | 10,435 | 8,372 |
| Januari | 10,300 | 9,799 | 10,435 | 8,135 |
| Pebruari | 10,781 | 10,013 | 10,435 | 8,269 |
| Maret | 10,781 | 10,277 | 10,435 | 8,319 |
| April | 11,140 | 10,277 | 10,435 | 8,398 |
| Mei | 12,440 | 10,399 | 10,435 | 8,398 |
| Juni | 12,440 | 10,612 | 10,435 | 8,398 |
| Juli | 13,062 | 10,651 | 10,435 | 8,398 |
| Agustus | 13,062 | 10,651 | 10,435 | 8,398 |
| September | 13,062 | 10,805 | 10,435 | 8,398 |
| Oktober | 13,342 | 10,805 | 10,435 | 8,398 |
| Nopember | 13,342 | 10,895 | 10,435 | 8,478 |
| Desember | 13,342 | 11,210 | 10,435 | 8,478 |

**Tabel 30: Upah Buruh Tani Mencangkul di 23 Propinsi di Indonesia
Tahun 1997 - 2003
(Rupiah/Orang/Setengah Hari)**

Lanjutan

| Tahun/Bulan | Propinsi | | | |
|------------------|------------|-------------|------------------|------------|
| | Jawa Barat | Jawa Tengah | Dista Yogyakarta | Jawa Timur |
| (1) | (10) | (11) | (12) | (13) |
| 1997 : Rata-rata | 4,320 | 2,701 | 1,258 | 4,025 |
| 1998 : Rata-rata | 5,335 | 3,480 | 1,829 | 5,483 |
| 1999 : Rata-rata | 6,718 | 4,336 | 2,352 | 6,972 |
| 2000 : Rata-rata | 7,829 | 5,114 | 4,125 | 7,734 |
| Januari | 7,637 | 4,992 | 4,045 | 7,396 |
| Pebruari | 7,667 | 5,024 | 4,045 | 7,451 |
| Maret | 7,675 | 5,033 | 4,045 | 7,495 |
| April | 7,706 | 5,039 | 4,075 | 7,587 |
| Mei | 7,729 | 5,070 | 4,097 | 7,597 |
| Juni | 7,770 | 5,096 | 4,143 | 7,649 |
| Juli | 7,785 | 5,098 | 4,143 | 7,767 |
| Agustus | 7,785 | 5,133 | 4,143 | 7,794 |
| September | 7,936 | 5,136 | 4,170 | 7,858 |
| Oktober | 7,961 | 5,215 | 4,170 | 7,961 |
| Nopember | 8,058 | 5,238 | 4,170 | 8,081 |
| Desember | 8,242 | 5,292 | 4,249 | 8,170 |
| 2001 : Rata-rata | 9,049 | 5,936 | 4,488 | 8,895 |
| Januari | 8,401 | 5,421 | 4,343 | 8,256 |
| Pebruari | 8,505 | 5,492 | 4,343 | 8,341 |
| Maret | 8,557 | 5,612 | 4,361 | 8,500 |
| April | 8,643 | 5,696 | 4,418 | 8,581 |
| Mei | 8,724 | 5,790 | 4,400 | 8,694 |
| Juni | 8,986 | 5,876 | 4,421 | 8,851 |
| Juli | 9,141 | 6,046 | 4,546 | 9,000 |
| Agustus | 9,267 | 6,158 | 4,546 | 9,100 |
| September | 9,355 | 6,235 | 4,546 | 9,229 |
| Oktober | 9,475 | 6,260 | 4,600 | 9,285 |
| Nopember | 9,697 | 6,309 | 4,600 | 9,417 |
| Desember | 9,842 | 6,333 | 4,728 | 9,483 |

**Tabel 30: Upah Buruh Tani Mencangkul di 23 Propinsi di Indonesia
Tahun 1997 - 2003
(Rupiah/Orang/Setengah Hari)**

Lanjutan

| Tahun/Bulan | Propinsi | | | |
|------------------|------------|-------------|------------------|------------|
| | Jawa Barat | Jawa Tengah | Dista Yogyakarta | Jawa Timur |
| (1) | (10) | (11) | (12) | (13) |
| 2002 : Rata-rata | 11,100 | 6,935 | 5,704 | 10,631 |
| Januari | 10,383 | 6,474 | 5,183 | 9,950 |
| Pebruari | 10,568 | 6,549 | 5,524 | 10,040 |
| Maret | 10,741 | 6,611 | 5,571 | 10,117 |
| April | 10,891 | 6,742 | 5,663 | 10,306 |
| Mei | 11,045 | 6,856 | 5,695 | 10,447 |
| Juni | 11,154 | 6,977 | 5,695 | 10,543 |
| Juli | 11,187 | 7,043 | 5,722 | 10,748 |
| Agustus | 11,194 | 7,084 | 5,722 | 10,939 |
| September | 11,282 | 7,135 | 5,785 | 11,059 |
| Oktober | 11,392 | 7,154 | 5,799 | 11,046 |
| Nopember | 11,605 | 7,244 | 5,799 | 11,145 |
| Desember | 11,758 | 7,345 | 6,295 | 11,233 |
| 2003 : Rata-rata | 12,192 | 7,497 | 6,061 | 11,898 |
| Januari | 11,830 | 7,090 | 5,824 | 11,519 |
| Pebruari | 11,945 | 7,209 | 5,948 | 11,684 |
| Maret | 12,065 | 7,287 | 5,920 | 11,697 |
| April | 12,073 | 7,451 | 5,992 | 11,816 |
| Mei | 12,077 | 7,468 | 5,992 | 11,828 |
| Juni | 12,176 | 7,483 | 5,975 | 11,932 |
| Juli | 12,266 | 7,527 | 5,990 | 12,015 |
| Agustus | 12,330 | 7,601 | 5,990 | 11,983 |
| September | 12,312 | 7,645 | 6,151 | 12,014 |
| Oktober | 12,344 | 7,708 | 6,228 | 12,057 |
| Nopember | 12,415 | 7,713 | 6,297 | 12,085 |
| Desember | 12,467 | 7,781 | 6,423 | 12,143 |

**Tabel 30: Upah Buruh Tani Mencangkul di 23 Propinsi di Indonesia
Tahun 1997 - 2003
(Rupiah/Orang/Setengah Hari)**

Lanjutan

| Tahun/Bulan | Propinsi | | | | |
|------------------|----------|---------------------|---------------------|------------------|-------------------|
| | Bali | Nusa Tenggara Barat | Nusa Tenggara Timur | Kalimantan Barat | Kalimantan Tengah |
| (1) | (14) | (15) | (16) | (17) | (18) |
| 1997 : Rata-rata | 4,507 | 3,073 | 1,777 | 3,488 | 2,891 |
| 1998 : Rata-rata | 6,017 | 4,126 | 2,564 | 4,695 | 4,367 |
| 1999 : Rata-rata | 7,598 | 6,917 | 4,275 | 7,035 | 5,990 |
| 2000 : Rata-rata | 8,825 | 7,874 | 5,007 | 7,963 | 7,452 |
| Januari | 8,362 | 7,500 | 4,479 | 7,848 | 7,000 |
| Pebruari | 8,319 | 7,541 | 4,585 | 7,848 | 7,350 |
| Maret | 8,319 | 7,721 | 4,642 | 7,848 | 7,350 |
| April | 8,449 | 7,884 | 4,902 | 7,848 | 7,473 |
| Mei | 8,573 | 7,865 | 4,902 | 7,848 | 7,473 |
| Juni | 8,894 | 7,865 | 4,902 | 7,936 | 7,473 |
| Juli | 8,894 | 7,865 | 4,902 | 7,936 | 7,473 |
| Agustus | 9,006 | 7,865 | 5,038 | 7,974 | 7,473 |
| September | 9,062 | 8,052 | 5,353 | 8,091 | 7,473 |
| Oktober | 9,170 | 8,052 | 5,353 | 8,125 | 7,473 |
| Nopember | 9,359 | 8,052 | 5,451 | 8,125 | 7,706 |
| Desember | 9,487 | 8,227 | 5,570 | 8,125 | 7,706 |
| 2001 : Rata-rata | 10,894 | 8,463 | 5,905 | 9,016 | 7,943 |
| Januari | 9,935 | 8,118 | 5,621 | 8,125 | 7,706 |
| Pebruari | 9,968 | 8,118 | 5,621 | 8,125 | 7,706 |
| Maret | 10,217 | 8,118 | 5,621 | 8,303 | 7,991 |
| April | 10,377 | 8,118 | 5,715 | 8,625 | 7,991 |
| Mei | 10,419 | 8,157 | 5,811 | 8,759 | 7,991 |
| Juni | 10,523 | 8,347 | 5,972 | 9,056 | 7,991 |
| Juli | 11,067 | 8,496 | 5,972 | 9,371 | 7,991 |
| Agustus | 11,252 | 8,496 | 5,972 | 9,566 | 7,991 |
| September | 11,440 | 8,496 | 6,138 | 9,566 | 7,991 |
| Oktober | 11,675 | 8,496 | 6,138 | 9,566 | 7,991 |
| Nopember | 11,926 | 8,938 | 6,138 | 9,566 | 7,991 |
| Desember | 11,926 | 9,654 | 6,138 | 9,566 | 7,991 |

**Tabel 30: Upah Buruh Tani Mencangkul di 23 Propinsi di Indonesia
Tahun 1997 - 2003
(Rupiah/Orang/Setengah Hari)**

Lanjutan

| Tahun/Bulan | Propinsi | | | | |
|------------------|----------|---------------------|---------------------|------------------|-------------------|
| | Bali | Nusa Tenggara Barat | Nusa Tenggara Timur | Kalimantan Barat | Kalimantan Tengah |
| (1) | (14) | (15) | (16) | (17) | (18) |
| 2002 : Rata-rata | 14,664 | 10,721 | 7,071 | 11,198 | 10,761 |
| Januari | 12,717 | 9,868 | 6,326 | 9,902 | 8,657 |
| Pebruari | 13,237 | 10,215 | 7,073 | 10,512 | 9,378 |
| Maret | 13,504 | 10,385 | 7,073 | 10,698 | 9,378 |
| April | 13,931 | 10,559 | 7,073 | 10,698 | 9,378 |
| Mei | 14,115 | 10,646 | 7,073 | 10,912 | 9,378 |
| Juni | 14,692 | 10,788 | 7,073 | 10,912 | 10,784 |
| Juli | 14,744 | 10,729 | 7,122 | 11,198 | 11,384 |
| Agustus | 14,850 | 10,813 | 7,122 | 11,578 | 11,384 |
| September | 15,289 | 11,007 | 7,144 | 11,992 | 11,926 |
| Oktober | 16,295 | 11,153 | 7,244 | 11,992 | 12,494 |
| Nopember | 16,295 | 11,153 | 7,266 | 11,992 | 12,494 |
| Desember | 16,295 | 11,340 | 7,266 | 11,992 | 12,494 |
| 2003 : Rata-rata | 17,281 | 11,182 | 7,334 | 13,790 | 13,059 |
| Januari | 16,436 | 10,700 | 7,310 | 12,456 | 12,125 |
| Pebruari | 16,436 | 10,640 | 7,310 | 13,223 | 12,125 |
| Maret | 16,436 | 10,851 | 7,310 | 13,223 | 12,125 |
| April | 17,013 | 10,971 | 7,310 | 13,223 | 12,125 |
| Mei | 17,237 | 11,215 | 7,310 | 13,223 | 12,731 |
| Juni | 17,237 | 11,215 | 7,351 | 13,337 | 12,731 |
| Juli | 17,272 | 11,375 | 7,351 | 13,615 | 13,792 |
| Agustus | 17,272 | 11,505 | 7,351 | 14,508 | 13,792 |
| September | 17,698 | 11,387 | 7,351 | 14,669 | 13,792 |
| Oktober | 17,872 | 11,387 | 7,351 | 14,669 | 13,792 |
| Nopember | 18,233 | 11,472 | 7,351 | 14,669 | 13,792 |
| Desember | 18,233 | 11,472 | 7,351 | 14,669 | 13,792 |

**Tabel 30: Upah Buruh Tani Mencangkul di 23 Propinsi di Indonesia
Tahun 1997 - 2003
(Rupiah/Orang/Setengah Hari)**

Lanjutan

| Tahun/Bulan | Propinsi | | | | | |
|------------------|--------------------|------------------|-------------------|-----------------|------------------|-------------------|
| | Kalimantan Selatan | Kalimantan Timur | Sulawesi Utara *) | Sulawesi Tengah | Sulawesi Selatan | Sulawesi Tenggara |
| (1) | (19) | (20) | (21) | (22) | (23) | (24) |
| 1997 : Rata-rata | 4,344 | 4,149 | 4904 | 2,810 | 2,688 | 2,132 |
| 1998 : Rata-rata | 5,360 | 5,698 | 6677 | 4,226 | 3,397 | 3,408 |
| 1999 : Rata-rata | 6,301 | 8,850 | 10913 | 5,181 | 4,324 | 5,037 |
| 2000 : Rata-rata | 6,811 | 12,135 | 11805 | 5,795 | 6,303 | 6,814 |
| Januari | 6,585 | 11,500 | 11429 | 5,761 | 6,081 | 6,392 |
| Pebruari | 6,637 | 11,500 | 11429 | 5,761 | 6,129 | 6,392 |
| Maret | 6,738 | 11,500 | 11429 | 5,761 | 6,273 | 6,392 |
| April | 6,738 | 11,500 | 11931 | 5,761 | 6,273 | 6,392 |
| Mei | 6,806 | 12,420 | 11931 | 5,761 | 6,310 | 6,511 |
| Juni | 6,806 | 12,420 | 11931 | 5,761 | 6,310 | 6,511 |
| Juli | 6,856 | 12,420 | 11931 | 5,761 | 6,310 | 6,655 |
| Agustus | 6,856 | 12,420 | 11931 | 5,761 | 6,310 | 6,655 |
| September | 6,856 | 12,420 | 11931 | 5,761 | 6,345 | 7,321 |
| Oktober | 6,856 | 12,420 | 11931 | 5,898 | 6,398 | 7,321 |
| Nopember | 6,981 | 12,549 | 11931 | 5,898 | 6,398 | 7,613 |
| Desember | 7,017 | 12,549 | 11931 | 5,898 | 6,505 | 7,613 |
| 2001 : Rata-rata | 8,151 | 14,000 | 13485 | 5,628 | 7,563 | 8,234 |
| Januari | 7,230 | 12,549 | 11931 | 5,407 | 6,769 | 7,613 |
| Pebruari | 7,490 | 12,549 | 11931 | 5,407 | 7,175 | 7,613 |
| Maret | 8,006 | 12,549 | 12428 | 5,407 | 7,253 | 7,613 |
| April | 8,072 | 12,549 | 13464 | 5,632 | 7,244 | 8,459 |
| Mei | 8,072 | 13,804 | 13464 | 5,632 | 7,351 | 8,459 |
| Juni | 8,134 | 13,804 | 13464 | 5,632 | 7,351 | 8,459 |
| Juli | 8,134 | 14,725 | 13464 | 5,737 | 7,548 | 8,459 |
| Agustus | 8,286 | 14,725 | 14025 | 5,737 | 7,657 | 8,459 |
| September | 8,286 | 14,725 | 14025 | 5,737 | 7,823 | 8,459 |
| Oktober | 8,413 | 15,339 | 14540 | 5,737 | 7,823 | 8,459 |
| Nopember | 8,845 | 15,339 | 14540 | 5,737 | 8,347 | 8,299 |
| Desember | 8,845 | 15,339 | 14540 | 5,737 | 8,408 | 8,456 |

*) Ralat publikasi sebelumnya (1997-2002)

**Tabel 30: Upah Buruh Tani Mencangkul di 23 Propinsi di Indonesia
Tahun 1997 - 2003
(Rupiah/Orang/Setengah Hari)**

Lanjutan

| Tahun/Bulan | Propinsi | | | | | |
|------------------|--------------------|------------------|-------------------|-----------------|------------------|-------------------|
| | Kalimantan Selatan | Kalimantan Timur | Sulawesi Utara *) | Sulawesi Tengah | Sulawesi Selatan | Sulawesi Tenggara |
| (1) | (19) | (20) | (21) | (22) | (23) | (24) |
| 2002 : Rata-rata | 9,535 | 16,253 | 17747 | 6,540 | 9,288 | 10,969 |
| Januari | 8,845 | 15,339 | 14540 | 6,096 | 8,708 | 8,456 |
| Pebruari | 8,845 | 15,850 | 16812 | 6,096 | 8,829 | 9,528 |
| Maret | 9,026 | 15,850 | 17863 | 6,096 | 8,829 | 9,528 |
| April | 9,026 | 16,026 | 17863 | 6,096 | 8,829 | 11,343 |
| Mei | 9,466 | 16,026 | 17863 | 6,096 | 9,013 | 11,343 |
| Juni | 9,635 | 16,471 | 17863 | 6,858 | 9,296 | 11,343 |
| Juli | 9,808 | 16,471 | 18359 | 6,858 | 9,296 | 11,343 |
| Agustus | 9,808 | 16,471 | 18359 | 6,858 | 9,468 | 11,748 |
| September | 9,808 | 16,633 | 18359 | 6,858 | 9,796 | 11,748 |
| Oktober | 9,872 | 16,633 | 18359 | 6,858 | 9,796 | 11,748 |
| Nopember | 10,048 | 16,633 | 18359 | 6,858 | 9,796 | 11,748 |
| Desember | 10,233 | 16,633 | 18359 | 6,858 | 9,796 | 11,748 |
| 2003 : Rata-rata | 11,174 | 16,520 | 18,827 | 7,963 | 11,655 | 13,567 |
| Januari | 10,668 | 15,973 | 18,359 | 7,738 | 10,975 | 13,665 |
| Pebruari | 10,763 | 16,429 | 18,870 | 7,738 | 11,163 | 13,665 |
| Maret | 10,763 | 16,429 | 18,870 | 7,738 | 11,163 | 13,665 |
| April | 11,224 | 16,429 | 18,870 | 7,738 | 11,163 | 13,665 |
| Mei | 11,256 | 16,582 | 18,870 | 7,738 | 11,332 | 13,665 |
| Juni | 11,286 | 16,582 | 18,870 | 8,061 | 11,804 | 13,665 |
| Juli | 11,286 | 16,582 | 18,870 | 8,061 | 11,958 | 13,665 |
| Agustus | 11,286 | 16,582 | 18,870 | 8,061 | 12,094 | 13,665 |
| September | 11,389 | 16,582 | 18,870 | 8,173 | 11,998 | 13,665 |
| Oktober | 11,389 | 16,691 | 18,870 | 8,173 | 11,998 | 13,274 |
| Nopember | 11,389 | 16,691 | 18,870 | 8,173 | 12,136 | 13,274 |
| Desember | 11,389 | 16,691 | 18,870 | 8,173 | 12,077 | 13,274 |

*) Ralat publikasi sebelumnya (1997-2002)

**Tabel 31: Upah Buruh Tani Menanam di 23 Propinsi di Indonesia
Tahun 1997 - 2003
(Rupiah/Orang/Setengah hari)**

| Tahun/Bulan | Propinsi | | | |
|------------------|--------------------------------|-------------------|-------------------|--------|
| | Nanggroe Aceh Darussalam | Sumatera Utara | Sumatera Barat | Riau |
| (1) | (2) | (3) | (4) | (5) |
| 1997 : Rata-rata | 2,704 | 2,948 | 2,905 | 2,680 |
| 1998 : Rata-rata | 3,982 | 4,001 | 3,774 | 4,045 |
| 1999 : Rata-rata | 5,132 | 5,312 | 5,076 | 7,810 |
| 2000 : Rata-rata | 5,650 | 7,334 | 6,406 | 7,530 |
| Januari | 5,392 | 6,637 | 6,450 | 7,500 |
| Pebruari | 5,392 | 6,641 | 6,450 | 7,500 |
| Maret | 5,392 | 6,819 | 6,450 | 7,500 |
| April | 5,648 | 6,969 | 6,342 | 7,500 |
| Mei | 5,648 | 6,969 | 6,263 | 7,500 |
| Juni | 5,648 | 7,069 | 6,359 | 7,500 |
| Juli | 5,648 | 7,487 | 6,359 | 7,500 |
| Agustus | 5,805 | 7,511 | 6,359 | 7,500 |
| September | 5,805 | 7,806 | 6,383 | 7,500 |
| Oktober | 5,805 | 7,941 | 6,511 | 7,500 |
| Nopember | 5,805 | 8,041 | 6,460 | 7,500 |
| Desember | 5,805 | 8,117 | 6,493 | 7,860 |
| 2001 : Rata-rata | 6,866 | 8,339 | 6,871 | 10,208 |
| Januari | 5,967 | 8,269 | 6,559 | 7,860 |
| Pebruari | 6,674 | 8,097 | 6,559 | 9,170 |
| Maret | 6,674 | 8,209 | 6,559 | 9,170 |
| April | 6,841 | 8,259 | 6,559 | 10,699 |
| Mei | 6,841 | 8,259 | 6,559 | 10,699 |
| Juni | 6,841 | 8,380 | 6,709 | 10,699 |
| Juli | 7,055 | 8,380 | 6,939 | 10,699 |
| Agustus | 7,055 | 8,380 | 6,939 | 10,699 |
| September | 7,055 | 8,380 | 7,170 | 10,699 |
| Oktober | 7,055 | 8,380 | 7,170 | 10,699 |
| Nopember | 7,055 | 8,536 | 7,457 | 10,699 |
| Desember | 7,276 | 8,536 | 7,270 | 10,699 |

**Tabel 31: Upah Buruh Tani Menanam di 23 Propinsi di Indonesia
Tahun 1997 - 2003
(Rupiah/Orang/Setengah hari)**

Lanjutan

| Tahun/Bulan | Propinsi | | | |
|------------------|--------------------------------|-------------------|-------------------|--------|
| | Nanggroe Aceh Darussalam | Sumatera Utara | Sumatera Barat | Riau |
| (1) | (2) | (3) | (4) | (5) |
| 2002 : Rata-rata | 7,885 | 9,786 | 8,468 | 10,732 |
| Januari | 7,496 | 8,743 | 7,270 | 10,699 |
| Pebruari | 7,496 | 9,556 | 8,147 | 10,699 |
| Maret | 7,496 | 9,599 | 8,147 | 10,699 |
| April | 7,496 | 9,712 | 8,445 | 10,699 |
| Mei | 7,705 | 9,712 | 8,313 | 10,699 |
| Juni | 8,133 | 9,840 | 8,639 | 10,699 |
| Juli | 8,133 | 9,737 | 8,549 | 10,699 |
| Agustus | 8,133 | 10,027 | 8,656 | 10,699 |
| September | 8,133 | 10,027 | 8,656 | 10,699 |
| Oktober | 8,133 | 10,102 | 8,836 | 10,699 |
| Nopember | 8,133 | 10,102 | 9,015 | 10,699 |
| Desember | 8,133 | 10,279 | 8,939 | 11,095 |
| 2003 : Rata-rata | 9,007 | 11,201 | 10,985 | 11,735 |
| Januari | 8,688 | 10,933 | 10,824 | 11,250 |
| Pebruari | 8,688 | 11,002 | 10,824 | 11,250 |
| Maret | 9,050 | 11,002 | 10,824 | 11,250 |
| April | 9,050 | 11,002 | 10,974 | 11,250 |
| Mei | 9,050 | 11,002 | 10,974 | 12,000 |
| Juni | 9,050 | 11,140 | 10,974 | 11,400 |
| Juli | 9,050 | 11,238 | 10,974 | 11,400 |
| Agustus | 9,050 | 11,238 | 10,974 | 11,400 |
| September | 9,050 | 11,363 | 10,974 | 12,161 |
| Oktober | 9,050 | 11,363 | 10,974 | 12,161 |
| Nopember | 9,157 | 11,434 | 11,166 | 12,647 |
| Desember | 9,157 | 11,692 | 11,361 | 12,647 |

**Tabel 31: Upah Buruh Tani Menanam di 23 Propinsi di Indonesia
Tahun 1997 - 2003
(Rupiah/Orang/Setengah hari)**

Lanjutan

| Tahun/Bulan | Propinsi | | | |
|------------------|----------|------------------|----------|---------|
| | Jambi | Sumatera Selatan | Bengkulu | Lampung |
| (1) | (6) | (7) | (8) | (9) |
| 1997 : Rata-rata | 2,713 | 2,161 | 2,156 | 2,101 |
| 1998 : Rata-rata | 3,728 | 2,727 | 3,869 | 2,571 |
| 1999 : Rata-rata | 5,772 | 3,782 | 5,639 | 3,301 |
| 2000 : Rata-rata | 6,967 | 4,664 | 6,410 | 6,023 |
| Januari | 6,666 | 4,547 | 6,220 | 5,875 |
| Pebruari | 6,813 | 4,599 | 6,220 | 5,875 |
| Maret | 6,813 | 4,599 | 6,220 | 5,982 |
| April | 6,813 | 4,586 | 6,220 | 6,042 |
| Mei | 6,813 | 4,575 | 6,479 | 6,042 |
| Juni | 7,097 | 4,642 | 6,479 | 6,042 |
| Juli | 7,097 | 4,664 | 6,479 | 6,042 |
| Agustus | 7,097 | 4,716 | 6,479 | 6,042 |
| September | 7,097 | 4,716 | 6,479 | 6,042 |
| Oktober | 7,097 | 4,716 | 6,479 | 6,042 |
| Nopember | 7,097 | 4,802 | 6,479 | 6,071 |
| Desember | 7,097 | 4,802 | 6,695 | 6,179 |
| 2001 : Rata-rata | 8,084 | 5,229 | 7,750 | 6,381 |
| Januari | 7,351 | 4,866 | 6,695 | 6,289 |
| Pebruari | 7,351 | 4,866 | 6,695 | 6,289 |
| Maret | 7,351 | 4,875 | 7,438 | 6,355 |
| April | 8,050 | 4,875 | 7,232 | 6,348 |
| Mei | 8,050 | 5,004 | 7,473 | 6,381 |
| Juni | 8,050 | 5,147 | 8,095 | 6,381 |
| Juli | 8,050 | 5,147 | 8,095 | 6,381 |
| Agustus | 8,302 | 5,215 | 8,095 | 6,452 |
| September | 8,614 | 5,534 | 8,095 | 6,423 |
| Oktober | 8,614 | 5,626 | 8,365 | 6,423 |
| Nopember | 8,614 | 5,626 | 8,365 | 6,423 |
| Desember | 8,614 | 5,964 | 8,365 | 6,423 |

**Tabel 31: Upah Buruh Tani Menanam di 23 Propinsi di Indonesia
Tahun 1997 - 2003
(Rupiah/Orang/Setengah hari)**

Lanjutan

| Tahun/Bulan | Propinsi | | | |
|------------------|----------|------------------|----------|---------|
| | Jambi | Sumatera Selatan | Bengkulu | Lampung |
| (1) | (6) | (7) | (8) | (9) |
| 2002 : Rata-rata | 10,569 | 6,775 | 9,178 | 7,310 |
| Januari | 10,408 | 6,203 | 9,178 | 6,999 |
| Pebruari | 10,501 | 6,306 | 9,178 | 7,045 |
| Maret | 10,501 | 6,480 | 9,178 | 7,045 |
| April | 10,602 | 6,654 | 9,178 | 7,076 |
| Mei | 10,602 | 6,843 | 9,178 | 7,354 |
| Juni | 10,602 | 6,843 | 9,178 | 7,354 |
| Juli | 10,602 | 6,843 | 9,178 | 7,354 |
| Agustus | 10,602 | 6,924 | 9,178 | 7,477 |
| September | 10,602 | 6,924 | 9,178 | 7,539 |
| Oktober | 10,602 | 6,924 | 9,178 | 7,506 |
| Nopember | 10,602 | 7,065 | 9,178 | 7,487 |
| Desember | 10,602 | 7,295 | 9,178 | 7,487 |
| 2003 : Rata-rata | 12,389 | 8,904 | 9,875 | 7,563 |
| Januari | 10,286 | 8,489 | 9,875 | 7,380 |
| Pebruari | 10,457 | 8,658 | 9,875 | 7,585 |
| Maret | 10,457 | 8,678 | 9,875 | 7,648 |
| April | 10,894 | 8,678 | 9,875 | 7,648 |
| Mei | 12,596 | 8,769 | 9,875 | 7,592 |
| Juni | 12,596 | 8,967 | 9,875 | 7,592 |
| Juli | 13,383 | 8,967 | 9,875 | 7,592 |
| Agustus | 13,383 | 8,967 | 9,875 | 7,544 |
| September | 13,383 | 9,074 | 9,875 | 7,544 |
| Oktober | 13,742 | 9,074 | 9,875 | 7,544 |
| Nopember | 13,742 | 9,157 | 9,875 | 7,544 |
| Desember | 13,742 | 9,364 | 9,875 | 7,544 |

**Tabel 31: Upah Buruh Tani Menanam di 23 Propinsi di Indonesia
Tahun 1997 - 2003
(Rupiah/Orang/Setengah Hari)**

Lanjutan

| Tahun/Bulan | Propinsi | | | |
|------------------|------------|-------------|------------------|------------|
| | Jawa Barat | Jawa Tengah | Dista Yogyakarta | Jawa Timur |
| (1) | (2) | (3) | (4) | (5) |
| 1997 : Rata-rata | 2,690 | 2,101 | 927 | 2,640 |
| 1998 : Rata-rata | 3,410 | 2,615 | 1,197 | 3,237 |
| 1999 : Rata-rata | 4,034 | 3,288 | 1,517 | 4,227 |
| 2000 : Rata-rata | 6,299 | 4,428 | 3,186 | 5,422 |
| Januari | 6,104 | 4,262 | 3,114 | 5,178 |
| Pebruari | 6,139 | 4,300 | 3,114 | 5,231 |
| Maret | 6,178 | 4,322 | 3,114 | 5,275 |
| April | 6,201 | 4,346 | 3,166 | 5,360 |
| Mei | 6,256 | 4,421 | 3,207 | 5,392 |
| Juni | 6,303 | 4,443 | 3,207 | 5,425 |
| Juli | 6,303 | 4,443 | 3,207 | 5,435 |
| Agustus | 6,344 | 4,477 | 3,207 | 5,452 |
| September | 6,373 | 4,484 | 3,207 | 5,481 |
| Oktober | 6,373 | 4,515 | 3,207 | 5,554 |
| Nopember | 6,452 | 4,552 | 3,207 | 5,614 |
| Desember | 6,559 | 4,566 | 3,273 | 5,662 |
| 2001 : Rata-rata | 7,039 | 4,993 | 3,319 | 6,071 |
| Januari | 6,614 | 4,640 | 3,273 | 5,728 |
| Pebruari | 6,661 | 4,644 | 3,273 | 5,795 |
| Maret | 6,748 | 4,755 | 3,273 | 5,818 |
| April | 6,767 | 4,783 | 3,310 | 5,899 |
| Mei | 6,883 | 4,863 | 3,278 | 5,962 |
| Juni | 6,967 | 4,901 | 3,311 | 6,008 |
| Juli | 7,102 | 5,115 | 3,341 | 6,089 |
| Agustus | 7,185 | 5,174 | 3,341 | 6,134 |
| September | 7,257 | 5,237 | 3,341 | 6,233 |
| Oktober | 7,327 | 5,248 | 3,341 | 6,336 |
| Nopember | 7,471 | 5,266 | 3,341 | 6,383 |
| Desember | 7,480 | 5,284 | 3,405 | 6,466 |

**Tabel 31: Upah Buruh Tani Menanam di 23 Propinsi di Indonesia
Tahun 1997 - 2003
(Rupiah/Orang/Setengah Hari)**

Lanjutan

| Tahun/Bulan | Propinsi | | | |
|------------------|------------|-------------|------------------|------------|
| | Jawa Barat | Jawa Tengah | Dista Yogyakarta | Jawa Timur |
| (1) | (2) | (3) | (4) | (5) |
| 2002 : Rata-rata | 8,106 | 5,727 | 4,065 | 7,107 |
| Januari | 7,777 | 5,351 | 3,808 | 6,745 |
| Pebruari | 7,862 | 5,461 | 3,957 | 6,800 |
| Maret | 7,927 | 5,515 | 3,957 | 6,822 |
| April | 8,010 | 5,530 | 3,957 | 6,921 |
| Mei | 8,114 | 5,637 | 4,046 | 7,032 |
| Juni | 8,127 | 5,719 | 4,046 | 7,067 |
| Juli | 8,160 | 5,769 | 4,046 | 7,197 |
| Agustus | 8,169 | 5,801 | 4,046 | 7,251 |
| September | 8,169 | 5,880 | 4,118 | 7,330 |
| Oktober | 8,242 | 5,949 | 4,118 | 7,322 |
| Nopember | 8,315 | 6,049 | 4,118 | 7,387 |
| Desember | 8,404 | 6,067 | 4,559 | 7,406 |
| 2003 : Rata-rata | 10,296 | 6,564 | 5,017 | 7,421 |
| Januari | 10,080 | 6,150 | 4,510 | 7,177 |
| Pebruari | 10,124 | 6,280 | 4,878 | 7,259 |
| Maret | 10,169 | 6,414 | 4,994 | 7,282 |
| April | 10,169 | 6,534 | 4,994 | 7,336 |
| Mei | 10,169 | 6,574 | 4,994 | 7,354 |
| Juni | 10,277 | 6,574 | 5,029 | 7,418 |
| Juli | 10,364 | 6,631 | 5,029 | 7,480 |
| Agustus | 10,406 | 6,693 | 5,119 | 7,512 |
| September | 10,412 | 6,693 | 5,119 | 7,516 |
| Oktober | 10,429 | 6,722 | 5,119 | 7,534 |
| Nopember | 10,477 | 6,747 | 5,165 | 7,575 |
| Desember | 10,477 | 6,759 | 5,257 | 7,605 |

**Tabel 31: Upah Buruh Tani Menanam di 23 Propinsi di Indonesia
Tahun 1997 - 2003
(Rupiah/Orang/Setengah hari)**

Lanjutan

| Tahun/Bulan | Propinsi | | | | |
|------------------|----------|---------------------|---------------------|------------------|-------------------|
| | Bali | Nusa Tenggara Barat | Nusa Tenggara Timur | Kalimantan Barat | Kalimantan Tengah |
| (1) | (14) | (15) | (16) | (17) | (18) |
| 1997 : Rata-rata | 2,853 | 2,494 | 1,942 | 2,712 | 2,957 |
| 1998 : Rata-rata | 3,579 | 3,319 | 2,577 | 3,922 | 4,843 |
| 1999 : Rata-rata | 4,753 | 5,227 | 3,778 | 5,854 | 5,939 |
| 2000 : Rata-rata | 7,573 | 6,044 | 4,505 | 6,841 | 6,869 |
| Januari | 7,182 | 5,700 | 4,095 | 6,692 | 6,833 |
| Pebruari | 6,966 | 5,700 | 4,193 | 6,692 | 6,833 |
| Maret | 7,048 | 5,911 | 4,268 | 6,692 | 6,833 |
| April | 7,166 | 6,130 | 4,547 | 6,692 | 6,833 |
| Mei | 7,390 | 6,130 | 4,547 | 6,692 | 6,833 |
| Juni | 7,585 | 6,130 | 4,547 | 6,798 | 6,833 |
| Juli | 7,585 | 6,130 | 4,547 | 6,798 | 6,833 |
| Agustus | 7,883 | 6,130 | 4,547 | 6,893 | 6,833 |
| September | 7,883 | 6,130 | 4,618 | 7,036 | 6,833 |
| Oktober | 7,951 | 6,130 | 4,618 | 7,036 | 6,833 |
| Nopember | 8,062 | 6,130 | 4,711 | 7,036 | 7,047 |
| Desember | 8,174 | 6,180 | 4,820 | 7,036 | 7,047 |
| 2001 : Rata-rata | 9,171 | 6,635 | 5,316 | 7,618 | 7,047 |
| Januari | 8,404 | 6,274 | 4,869 | 7,036 | 7,047 |
| Pebruari | 8,486 | 6,234 | 4,869 | 7,116 | 7,047 |
| Maret | 8,624 | 6,407 | 4,869 | 7,116 | 7,047 |
| April | 8,779 | 6,407 | 5,147 | 7,373 | 7,047 |
| Mei | 8,748 | 6,452 | 5,241 | 7,540 | 7,047 |
| Juni | 8,840 | 6,569 | 5,518 | 7,776 | 7,047 |
| Juli | 9,249 | 6,616 | 5,518 | 7,776 | 7,047 |
| Agustus | 9,478 | 6,616 | 5,518 | 7,776 | 7,047 |
| September | 9,603 | 6,616 | 5,518 | 7,705 | 7,047 |
| Oktober | 9,816 | 6,616 | 5,518 | 7,705 | 7,047 |
| Nopember | 9,986 | 7,033 | 5,602 | 8,230 | 7,047 |
| Desember | 10,042 | 7,780 | 5,602 | 8,272 | 7,047 |

**Tabel 31: Upah Buruh Tani Menanam di 23 Propinsi di Indonesia
Tahun 1997 - 2003
(Rupiah/Orang/Setengah hari)**

Lanjutan

| Tahun/Bulan | Propinsi | | | | |
|------------------|----------|---------------------|---------------------|------------------|-------------------|
| | Bali | Nusa Tenggara Barat | Nusa Tenggara Timur | Kalimantan Barat | Kalimantan Tengah |
| (1) | (14) | (15) | (16) | (17) | (18) |
| 2002 : Rata-rata | 12,003 | 8,220 | 6,571 | 8,945 | 7,047 |
| Januari | 10,518 | 7,980 | 5,704 | 8,399 | 7,047 |
| Pebruari | 10,794 | 7,980 | 6,439 | 8,562 | 7,047 |
| Maret | 11,077 | 7,980 | 6,439 | 8,685 | 7,047 |
| April | 11,389 | 8,161 | 6,439 | 8,685 | 7,047 |
| Mei | 11,839 | 8,240 | 6,673 | 8,840 | 7,047 |
| Juni | 12,350 | 8,240 | 6,673 | 8,840 | 7,047 |
| Juli | 12,350 | 8,177 | 6,724 | 8,840 | 7,047 |
| Agustus | 12,388 | 8,177 | 6,724 | 9,237 | 7,047 |
| September | 12,388 | 8,362 | 6,747 | 9,237 | 7,047 |
| Oktober | 13,014 | 8,447 | 6,747 | 9,237 | 7,047 |
| Nopember | 13,014 | 8,447 | 6,770 | 9,237 | 7,047 |
| Desember | 12,916 | 8,447 | 6,770 | 9,545 | 7,047 |
| 2003 : Rata-rata | 15,374 | 8,703 | 6,963 | 9,767 | 8,904 |
| Januari | 14,813 | 8,728 | 6,814 | 9,350 | 7,333 |
| Pebruari | 14,813 | 8,679 | 6,814 | 9,531 | 7,333 |
| Maret | 14,813 | 8,728 | 6,814 | 9,531 | 7,682 |
| April | 15,202 | 8,765 | 6,814 | 9,531 | 7,682 |
| Mei | 15,333 | 8,765 | 6,814 | 9,531 | 7,682 |
| Juni | 15,333 | 8,765 | 6,856 | 9,573 | 7,682 |
| Juli | 15,333 | 8,765 | 7,105 | 9,634 | 10,243 |
| Agustus | 15,180 | 8,765 | 7,105 | 9,978 | 10,243 |
| September | 15,480 | 8,619 | 7,105 | 10,120 | 10,243 |
| Oktober | 15,641 | 8,619 | 7,105 | 10,120 | 10,243 |
| Nopember | 16,270 | 8,619 | 7,105 | 10,120 | 10,243 |
| Desember | 16,270 | 8,619 | 7,105 | 10,177 | 10,243 |

**Tabel 31: Upah Buruh Tani Menanam di 23 Propinsi di Indonesia
Tahun 1997 - 2003
(Rupiah/Orang/Setengah hari)**

Lanjutan

| Tahun/Bulan | Propinsi | | | | | |
|------------------|--------------------|------------------|-------------------|-----------------|------------------|-------------------|
| | Kalimantan Selatan | Kalimantan Timur | Sulawesi Utara *) | Sulawesi Tengah | Sulawesi Selatan | Sulawesi Tenggara |
| (1) | (19) | (20) | (21) | (22) | (23) | (24) |
| 1997 : Rata-rata | 3,549 | 4,106 | 4730 | 2,704 | 2,391 | 2,051 |
| 1998 : Rata-rata | 4,594 | 4,488 | 6504 | 4,108 | 2,887 | 2,473 |
| 1999 : Rata-rata | 5,241 | 4,953 | 9949 | 5,034 | 3,858 | 4,973 |
| 2000 : Rata-rata | 5,713 | 7,368 | 10742 | 5,470 | 7,697 | 5,461 |
| Januari | 5,404 | 7,000 | 10417 | 5,432 | 7,359 | 5,450 |
| Pebruari | 5,447 | 7,000 | 10417 | 5,432 | 7,604 | 5,450 |
| Maret | 5,645 | 7,000 | 10417 | 5,432 | 7,604 | 5,450 |
| April | 5,645 | 7,000 | 10851 | 5,432 | 7,604 | 5,450 |
| Mei | 5,702 | 7,250 | 10851 | 5,432 | 7,694 | 5,450 |
| Juni | 5,765 | 7,250 | 10851 | 5,432 | 7,694 | 5,450 |
| Juli | 5,804 | 7,250 | 10851 | 5,432 | 7,694 | 5,450 |
| Agustus | 5,804 | 7,250 | 10851 | 5,432 | 7,694 | 5,450 |
| September | 5,804 | 7,250 | 10851 | 5,432 | 7,733 | 5,450 |
| Oktober | 5,804 | 8,055 | 10851 | 5,587 | 7,805 | 5,450 |
| Nopember | 5,852 | 8,055 | 10851 | 5,587 | 7,883 | 5,514 |
| Desember | 5,880 | 8,055 | 10851 | 5,587 | 8,003 | 5,514 |
| 2001 : Rata-rata | 6,836 | 8,268 | 12149 | 5,307 | 8,467 | 5,380 |
| Januari | 6,031 | 8,055 | 10851 | 4,948 | 8,003 | 5,514 |
| Pebruari | 6,290 | 8,055 | 10851 | 4,948 | 8,003 | 5,514 |
| Maret | 6,621 | 8,055 | 11367 | 4,948 | 8,061 | 5,514 |
| April | 6,659 | 8,055 | 11909 | 5,195 | 8,061 | 5,514 |
| Mei | 6,659 | 8,055 | 11909 | 5,195 | 8,094 | 5,514 |
| Juni | 6,704 | 8,055 | 11909 | 5,195 | 8,364 | 5,284 |
| Juli | 6,704 | 8,055 | 11909 | 5,542 | 8,512 | 5,284 |
| Agustus | 6,961 | 8,055 | 12405 | 5,542 | 8,544 | 5,284 |
| September | 6,961 | 8,055 | 12405 | 5,542 | 8,697 | 5,284 |
| Oktober | 7,000 | 8,906 | 13490 | 5,542 | 8,697 | 5,284 |
| Nopember | 7,720 | 8,906 | 13391 | 5,542 | 9,226 | 5,284 |
| Desember | 7,720 | 8,906 | 13391 | 5,542 | 9,341 | 5,284 |

*) Ralat publikasi sebelumnya (1997-2002)

**Tabel 31: Upah Buruh Tani Menanam di 23 Propinsi di Indonesia
Tahun 1997 - 2003
(Rupiah/Orang/Setengah hari)**

Lanjutan

| Tahun/Bulan | Propinsi | | | | | |
|------------------|--------------------|------------------|-------------------|-----------------|------------------|-------------------|
| | Kalimantan Selatan | Kalimantan Timur | Sulawesi Utara *) | Sulawesi Tengah | Sulawesi Selatan | Sulawesi Tenggara |
| | (1) | (19) | (20) | (21) | (22) | (23) |
| 2002 : Rata-rata | 8,215 | 8,968 | 16344 | 6,454 | 10,258 | 7,232 |
| Januari | 7,720 | 8,906 | 13391 | 5,958 | 9,878 | 5,284 |
| Pebruari | 7,720 | 8,906 | 15484 | 5,958 | 9,928 | 6,106 |
| Maret | 7,992 | 8,906 | 16451 | 5,958 | 9,993 | 7,192 |
| April | 8,030 | 8,906 | 16451 | 5,958 | 9,993 | 7,577 |
| Mei | 8,102 | 8,906 | 16451 | 5,958 | 10,016 | 7,577 |
| Juni | 8,228 | 8,906 | 16451 | 6,809 | 10,263 | 7,577 |
| Juli | 8,356 | 8,906 | 16908 | 6,809 | 10,263 | 7,577 |
| Agustus | 8,356 | 8,906 | 16908 | 6,809 | 10,381 | 7,577 |
| September | 8,356 | 9,091 | 16908 | 6,809 | 10,549 | 7,577 |
| Oktober | 8,404 | 9,091 | 16908 | 6,809 | 10,549 | 7,577 |
| Nopember | 8,535 | 9,091 | 16908 | 6,809 | 10,549 | 7,577 |
| Desember | 8,784 | 9,091 | 16908 | 6,809 | 10,730 | 7,577 |
| 2003 : Rata-rata | 10,262 | 10,713 | 17,697 | 8,168 | 11,108 | 7,244 |
| Januari | 9,857 | 10,333 | 16,908 | 7,741 | 10,658 | 7,125 |
| Pebruari | 9,946 | 10,333 | 17,378 | 7,741 | 10,658 | 7,125 |
| Maret | 9,946 | 10,333 | 17,378 | 7,741 | 10,727 | 7,125 |
| April | 10,321 | 10,747 | 17,378 | 7,741 | 10,667 | 7,125 |
| Mei | 10,321 | 10,747 | 17,378 | 7,741 | 10,802 | 7,125 |
| Juni | 10,346 | 10,747 | 17,992 | 8,128 | 11,161 | 7,125 |
| Juli | 10,346 | 10,747 | 17,992 | 8,128 | 11,361 | 7,125 |
| Agustus | 10,346 | 10,873 | 17,992 | 8,515 | 11,467 | 7,125 |
| September | 10,428 | 10,873 | 17,992 | 8,633 | 11,320 | 7,125 |
| Oktober | 10,428 | 10,873 | 17,992 | 8,633 | 11,320 | 7,125 |
| Nopember | 10,428 | 10,873 | 17,992 | 8,633 | 11,459 | 7,838 |
| Desember | 10,428 | 11,075 | 17,992 | 8,633 | 11,694 | 7,838 |

*) Ralat publikasi sebelumnya (1997-2002)

**Tabel 32: Upah Buruh Tani Merambat/Menyiangi di 23 Propinsi di Indonesia
Tahun 1997 - 2003
(Rupiah/Orang/Setengah Hari)**

| Tahun/Bulan | Propinsi | | | |
|------------------|--------------------------------|-------------------|-------------------|--------|
| | Nanggroe Aceh Darussalam | Sumatera Utara | Sumatera Barat | Riau |
| (1) | (2) | (3) | (4) | (5) |
| 1997 : Rata-rata | 2,714 | 3,174 | 2,747 | 2,459 |
| 1998 : Rata-rata | 3,820 | 4,161 | 3,358 | 3,707 |
| 1999 : Rata-rata | 4,855 | 5,514 | 4,705 | 7,536 |
| 2000 : Rata-rata | 5,328 | 7,712 | 6,282 | 7,308 |
| Januari | 5,090 | 7,151 | 5,958 | 7,300 |
| Pebruari | 5,090 | 7,193 | 6,073 | 7,300 |
| Maret | 5,231 | 7,409 | 6,073 | 7,300 |
| April | 5,231 | 7,574 | 6,297 | 7,300 |
| Mei | 5,231 | 7,574 | 6,297 | 7,300 |
| Juni | 5,268 | 7,672 | 6,337 | 7,300 |
| Juli | 5,268 | 7,750 | 6,337 | 7,300 |
| Agustus | 5,505 | 7,775 | 6,337 | 7,300 |
| September | 5,505 | 8,041 | 6,337 | 7,300 |
| Oktober | 5,505 | 8,088 | 6,337 | 7,300 |
| Nopember | 5,505 | 8,115 | 6,430 | 7,300 |
| Desember | 5,505 | 8,196 | 6,574 | 7,397 |
| 2001 : Rata-rata | 6,200 | 8,623 | 7,408 | 10,248 |
| Januari | 5,542 | 8,358 | 6,633 | 7,397 |
| Pebruari | 6,096 | 8,358 | 6,712 | 9,246 |
| Maret | 6,096 | 8,499 | 6,857 | 9,246 |
| April | 6,164 | 8,551 | 7,113 | 10,788 |
| Mei | 6,164 | 8,551 | 7,113 | 10,788 |
| Juni | 6,164 | 8,707 | 7,179 | 10,788 |
| Juli | 6,335 | 8,707 | 7,419 | 10,788 |
| Agustus | 6,335 | 8,732 | 7,533 | 10,788 |
| September | 6,335 | 8,732 | 7,994 | 10,788 |
| Oktober | 6,335 | 8,742 | 7,994 | 10,788 |
| Nopember | 6,335 | 8,767 | 8,260 | 10,788 |
| Desember | 6,494 | 8,767 | 8,088 | 10,788 |

**Tabel 32: Upah Buruh Tani Merambat/Menyiangi di 23 Propinsi di Indonesia
Tahun 1997 - 2003
(Rupiah/Orang/Setengah Hari)**

Lanjutan

| Tahun/Bulan | Propinsi | | | |
|------------------|--------------------------------|-------------------|-------------------|--------|
| | Nanggroe Aceh Darussalam | Sumatera Utara | Sumatera Barat | Riau |
| (1) | (2) | (3) | (4) | (5) |
| 2002 : Rata-rata | 7,143 | 10,085 | 9,498 | 10,829 |
| Januari | 6,762 | 8,980 | 8,378 | 10,788 |
| Pebruari | 6,967 | 9,784 | 9,113 | 10,788 |
| Maret | 6,967 | 9,784 | 9,113 | 10,788 |
| April | 6,967 | 9,827 | 9,265 | 10,788 |
| Mei | 6,967 | 9,855 | 9,150 | 10,788 |
| Juni | 7,284 | 9,985 | 9,344 | 10,788 |
| Juli | 7,284 | 9,881 | 9,508 | 10,788 |
| Agustus | 7,284 | 10,175 | 9,858 | 10,788 |
| September | 7,284 | 10,175 | 9,843 | 10,788 |
| Oktober | 7,284 | 10,788 | 10,031 | 10,788 |
| Nopember | 7,284 | 10,788 | 10,225 | 10,788 |
| Desember | 7,386 | 11,003 | 10,148 | 11,279 |
| 2003 : Rata-rata | 8,288 | 11,259 | 11,801 | 12,230 |
| Januari | 8,050 | 11,001 | 11,699 | 11,750 |
| Pebruari | 8,050 | 11,070 | 11,699 | 11,750 |
| Maret | 8,318 | 11,070 | 11,796 | 11,750 |
| April | 8,318 | 11,070 | 11,796 | 11,750 |
| Mei | 8,318 | 11,107 | 11,796 | 12,534 |
| Juni | 8,318 | 11,246 | 11,796 | 11,750 |
| Juli | 8,318 | 11,246 | 11,811 | 11,750 |
| Agustus | 8,318 | 11,246 | 11,647 | 11,750 |
| September | 8,318 | 11,371 | 11,712 | 12,729 |
| Oktober | 8,318 | 11,371 | 11,545 | 12,729 |
| Nopember | 8,403 | 11,584 | 12,160 | 13,260 |
| Desember | 8,403 | 11,729 | 12,160 | 13,260 |

**Tabel 32: Upah Buruh Tani Merambat/Menyiangi di 23 Propinsi di Indonesia
Tahun 1997 - 2003
(Rupiah/Orang/Setengah Hari)**

Lanjutan

| Tahun/Bulan | Propinsi | | | |
|------------------|----------|------------------|----------|---------|
| | Jambi | Sumatera Selatan | Bengkulu | Lampung |
| (1) | (6) | (7) | (8) | (9) |
| 1997 : Rata-rata | 2,859 | 2,120 | 1,844 | 2,064 |
| 1998 : Rata-rata | 4,258 | 2,756 | 3,328 | 2,615 |
| 1999 : Rata-rata | 6,265 | 3,574 | 4,947 | 3,615 |
| 2000 : Rata-rata | 6,777 | 4,350 | 5,500 | 5,083 |
| Januari | 6,643 | 4,235 | 5,336 | 4,902 |
| Pebruari | 6,789 | 4,282 | 5,336 | 4,943 |
| Maret | 6,789 | 4,282 | 5,336 | 5,056 |
| April | 6,789 | 4,239 | 5,336 | 5,094 |
| Mei | 6,789 | 4,282 | 5,559 | 5,094 |
| Juni | 6,789 | 4,335 | 5,559 | 5,094 |
| Juli | 6,789 | 4,335 | 5,559 | 5,094 |
| Agustus | 6,789 | 4,422 | 5,559 | 5,094 |
| September | 6,789 | 4,422 | 5,559 | 5,094 |
| Oktober | 6,789 | 4,422 | 5,559 | 5,094 |
| Nopember | 6,789 | 4,470 | 5,559 | 5,183 |
| Desember | 6,789 | 4,470 | 5,744 | 5,255 |
| 2001 : Rata-rata | 7,767 | 4,924 | 6,592 | 5,584 |
| Januari | 7,001 | 4,539 | 5,744 | 5,355 |
| Pebruari | 7,001 | 4,539 | 5,744 | 5,355 |
| Maret | 7,001 | 4,534 | 6,382 | 5,512 |
| April | 7,584 | 4,534 | 6,205 | 5,508 |
| Mei | 7,584 | 4,803 | 6,411 | 5,529 |
| Juni | 7,724 | 4,999 | 6,945 | 5,529 |
| Juli | 7,857 | 4,999 | 6,945 | 5,674 |
| Agustus | 8,075 | 4,999 | 6,945 | 5,724 |
| September | 8,344 | 5,177 | 6,945 | 5,704 |
| Oktober | 8,344 | 5,270 | 6,945 | 5,704 |
| Nopember | 8,344 | 5,270 | 6,945 | 5,704 |
| Desember | 8,344 | 5,421 | 6,945 | 5,704 |

**Tabel 32: Upah Buruh Tani Merambat/Menyiangi di 23 Propinsi di Indonesia
Tahun 1997 - 2003
(Rupiah/Orang/Setengah Hari)**

Lanjutan

| Tahun/Bulan | Propinsi | | | |
|------------------|----------|------------------|----------|---------|
| | Jambi | Sumatera Selatan | Bengkulu | Lampung |
| (1) | (6) | (7) | (8) | (9) |
| 2002 : Rata-rata | 10,337 | 6,094 | 7,755 | 6,380 |
| Januari | 10,198 | 5,537 | 7,755 | 5,997 |
| Pebruari | 10,279 | 5,636 | 7,755 | 6,030 |
| Maret | 10,279 | 5,802 | 7,755 | 6,030 |
| April | 10,366 | 5,968 | 7,755 | 6,052 |
| Mei | 10,366 | 5,968 | 7,755 | 6,385 |
| Juni | 10,366 | 6,030 | 7,755 | 6,496 |
| Juli | 10,366 | 6,114 | 7,755 | 6,582 |
| Agustus | 10,366 | 6,324 | 7,755 | 6,582 |
| September | 10,366 | 6,324 | 7,755 | 6,626 |
| Oktober | 10,366 | 6,324 | 7,755 | 6,603 |
| Nopember | 10,366 | 6,447 | 7,755 | 6,589 |
| Desember | 10,366 | 6,649 | 7,755 | 6,589 |
| 2003 : Rata-rata | 12,305 | 9,114 | 7,755 | 7,832 |
| Januari | 10,250 | 8,656 | 7,755 | 7,603 |
| Pebruari | 10,402 | 8,808 | 7,755 | 7,769 |
| Maret | 10,402 | 8,868 | 7,755 | 7,818 |
| April | 10,787 | 8,868 | 7,755 | 7,818 |
| Mei | 12,585 | 8,966 | 7,755 | 7,896 |
| Juni | 12,585 | 9,179 | 7,755 | 7,896 |
| Juli | 13,284 | 9,222 | 7,755 | 7,896 |
| Agustus | 13,284 | 9,222 | 7,755 | 7,857 |
| September | 13,284 | 9,327 | 7,755 | 7,857 |
| Oktober | 13,601 | 9,327 | 7,755 | 7,857 |
| Nopember | 13,601 | 9,412 | 7,755 | 7,857 |
| Desember | 13,601 | 9,519 | 7,755 | 7,857 |

**Tabel 32: Upah Buruh Tani Merambat/Menyiangi di 23 Propinsi di Indonesia
Tahun 1997 - 2003
(Rupiah/Orang/Setengah Hari)**

Lanjutan

| Tahun/Bulan | Propinsi | | | |
|------------------|------------|-------------|------------------|------------|
| | Jawa Barat | Jawa Tengah | Dista Yogyakarta | Jawa Timur |
| (1) | (10) | (11) | (12) | (13) |
| 1997 : Rata-rata | 2,915 | 2,055 | 1,441 | 3,080 |
| 1998 : Rata-rata | 3,663 | 2,384 | 2,075 | 4,032 |
| 1999 : Rata-rata | 4,425 | 3,036 | 2,739 | 5,183 |
| 2000 : Rata-rata | 6,853 | 4,173 | 3,378 | 5,902 |
| Januari | 6,579 | 4,060 | 3,325 | 5,611 |
| Pebruari | 6,630 | 4,068 | 3,325 | 5,681 |
| Maret | 6,643 | 4,092 | 3,325 | 5,731 |
| April | 6,663 | 4,094 | 3,357 | 5,808 |
| Mei | 6,790 | 4,157 | 3,378 | 5,841 |
| Juni | 6,833 | 4,159 | 3,378 | 5,932 |
| Juli | 6,833 | 4,159 | 3,378 | 5,939 |
| Agustus | 6,870 | 4,189 | 3,378 | 5,961 |
| September | 7,033 | 4,206 | 3,378 | 5,982 |
| Oktober | 7,033 | 4,274 | 3,391 | 6,039 |
| Nopember | 7,111 | 4,295 | 3,443 | 6,123 |
| Desember | 7,216 | 4,319 | 3,481 | 6,179 |
| 2001 : Rata-rata | 7,681 | 4,715 | 3,588 | 6,683 |
| Januari | 7,295 | 4,409 | 3,502 | 6,223 |
| Pebruari | 7,313 | 4,412 | 3,502 | 6,307 |
| Maret | 7,349 | 4,527 | 3,531 | 6,369 |
| April | 7,370 | 4,574 | 3,589 | 6,433 |
| Mei | 7,421 | 4,612 | 3,570 | 6,598 |
| Juni | 7,626 | 4,673 | 3,592 | 6,638 |
| Juli | 7,658 | 4,813 | 3,608 | 6,733 |
| Agustus | 7,800 | 4,847 | 3,608 | 6,778 |
| September | 7,879 | 4,872 | 3,608 | 6,935 |
| Oktober | 8,048 | 4,885 | 3,629 | 6,975 |
| Nopember | 8,172 | 4,932 | 3,656 | 7,060 |
| Desember | 8,240 | 5,031 | 3,656 | 7,147 |

**Tabel 32: Upah Buruh Tani Merambat/Menyiangi di 14 Propinsi di Indonesia
Tahun 1997 - 2003
(Rupiah/Orang/Setengah Hari)**

Lanjutan

| Tahun/Bulan | Propinsi | | | |
|------------------|------------|-------------|------------------|------------|
| | Jawa Barat | Jawa Tengah | Dista Yogyakarta | Jawa Timur |
| (1) | (10) | (11) | (12) | (13) |
| 2002 : Rata-rata | 9,020 | 5,515 | 4,406 | 7,951 |
| Januari | 8,641 | 5,096 | 4,080 | 7,459 |
| Pebruari | 8,608 | 5,149 | 4,273 | 7,520 |
| Maret | 8,699 | 5,234 | 4,324 | 7,613 |
| April | 8,823 | 5,325 | 4,371 | 7,742 |
| Mei | 9,023 | 5,407 | 4,472 | 7,881 |
| Juni | 9,033 | 5,512 | 4,472 | 7,930 |
| Juli | 9,093 | 5,569 | 4,472 | 8,071 |
| Agustus | 9,055 | 5,630 | 4,472 | 8,136 |
| September | 9,055 | 5,682 | 4,517 | 8,198 |
| Oktober | 9,195 | 5,749 | 4,517 | 8,191 |
| Nopember | 9,442 | 5,888 | 4,426 | 8,277 |
| Desember | 9,574 | 5,937 | 4,481 | 8,399 |
| 2003 : Rata-rata | 10,306 | 6,658 | 4,821 | 8,338 |
| Januari | 10,084 | 6,337 | 4,593 | 8,144 |
| Pebruari | 10,133 | 6,433 | 4,836 | 8,211 |
| Maret | 10,248 | 6,483 | 4,836 | 8,228 |
| April | 10,248 | 6,593 | 4,836 | 8,279 |
| Mei | 10,248 | 6,639 | 4,836 | 8,300 |
| Juni | 10,266 | 6,661 | 4,770 | 8,334 |
| Juli | 10,345 | 6,718 | 4,809 | 8,398 |
| Agustus | 10,340 | 6,750 | 4,809 | 8,390 |
| September | 10,348 | 6,750 | 4,809 | 8,405 |
| Oktober | 10,395 | 6,821 | 4,835 | 8,427 |
| Nopember | 10,508 | 6,831 | 4,861 | 8,446 |
| Desember | 10,508 | 6,877 | 5,020 | 8,491 |

**Tabel 32: Upah Buruh Tani Merambat/Menyiangi di 23 Propinsi di Indonesia
Tahun 1997 - 2003
(Rupiah/Orang/Setengah Hari)**

Lanjutan

| Tahun/Bulan | Propinsi | | | | |
|------------------|----------|---------------------|---------------------|------------------|-------------------|
| | Bali | Nusa Tenggara Barat | Nusa Tenggara Timur | Kalimantan Barat | Kalimantan Tengah |
| (1) | (14) | (15) | (16) | (17) | (18) |
| 1997 : Rata-rata | 4,175 | 2,980 | 1,756 | 2,562 | 2,596 |
| 1998 : Rata-rata | 5,663 | 3,849 | 2,439 | 3,397 | 4,048 |
| 1999 : Rata-rata | 7,209 | 6,238 | 3,625 | 4,618 | 4,908 |
| 2000 : Rata-rata | 8,252 | 6,748 | 4,305 | 5,708 | 6,574 |
| Januari | 7,682 | 6,732 | 3,890 | 5,588 | 5,375 |
| Pebruari | 7,490 | 6,732 | 3,962 | 5,588 | 5,375 |
| Maret | 7,597 | 6,732 | 4,019 | 5,588 | 5,913 |
| April | 7,835 | 6,732 | 4,216 | 5,588 | 5,913 |
| Mei | 8,080 | 6,732 | 4,216 | 5,588 | 5,913 |
| Juni | 8,209 | 6,732 | 4,216 | 5,677 | 6,208 |
| Juli | 8,209 | 6,732 | 4,216 | 5,677 | 6,749 |
| Agustus | 8,619 | 6,732 | 4,216 | 5,744 | 7,200 |
| September | 8,619 | 6,732 | 4,282 | 5,864 | 7,560 |
| Oktober | 8,763 | 6,732 | 4,684 | 5,864 | 7,560 |
| Nopember | 8,898 | 6,732 | 4,801 | 5,864 | 7,560 |
| Desember | 9,025 | 6,922 | 4,941 | 5,864 | 7,560 |
| 2001 : Rata-rata | 10,393 | 7,360 | 5,237 | 6,275 | 7,783 |
| Januari | 9,251 | 6,922 | 5,001 | 5,864 | 7,560 |
| Pebruari | 9,436 | 6,960 | 5,001 | 5,925 | 7,408 |
| Maret | 9,908 | 7,085 | 5,001 | 5,925 | 7,614 |
| April | 10,266 | 7,085 | 5,092 | 6,062 | 7,614 |
| Mei | 10,266 | 7,214 | 5,185 | 6,179 | 7,614 |
| Juni | 10,266 | 7,304 | 5,342 | 6,274 | 7,614 |
| Juli | 10,779 | 7,428 | 5,342 | 6,386 | 7,614 |
| Agustus | 10,779 | 7,428 | 5,342 | 6,386 | 7,614 |
| September | 10,779 | 7,428 | 5,342 | 6,454 | 7,614 |
| Oktober | 10,994 | 7,428 | 5,342 | 6,454 | 7,614 |
| Nopember | 10,994 | 7,709 | 5,423 | 6,685 | 8,757 |
| Desember | 10,994 | 8,331 | 5,423 | 6,711 | 8,757 |

**Tabel 32: Upah Buruh Tani Merambat/Menyiangi di 23 Propinsi di Indonesia
Tahun 1997 - 2003
(Rupiah/Orang/Setengah Hari)**

Lanjutan

| Tahun/Bulan | Propinsi | | | | |
|------------------|----------|---------------------|---------------------|------------------|-------------------|
| | Bali | Nusa Tenggara Barat | Nusa Tenggara Timur | Kalimantan Barat | Kalimantan Tengah |
| (1) | (14) | (15) | (16) | (17) | (18) |
| 2002 : Rata-rata | 12,671 | 8,729 | 6,208 | 7,663 | 9,151 |
| Januari | 11,214 | 8,515 | 5,522 | 6,711 | 8,873 |
| Pebruari | 11,712 | 8,515 | 6,233 | 7,072 | 8,873 |
| Maret | 12,076 | 8,515 | 6,233 | 7,577 | 8,873 |
| April | 12,344 | 8,668 | 6,233 | 7,577 | 8,873 |
| Mei | 12,653 | 8,696 | 6,233 | 7,713 | 8,755 |
| Juni | 13,285 | 8,696 | 6,233 | 7,713 | 9,106 |
| Juli | 13,285 | 8,696 | 6,280 | 7,713 | 9,409 |
| Agustus | 12,883 | 8,733 | 6,280 | 7,737 | 9,409 |
| September | 13,117 | 8,878 | 6,302 | 8,035 | 9,409 |
| Oktober | 13,161 | 8,944 | 6,302 | 8,035 | 9,409 |
| Nopember | 13,161 | 8,944 | 6,324 | 8,035 | 9,409 |
| Desember | 13,161 | 8,944 | 6,324 | 8,035 | 9,409 |
| 2003 : Rata-rata | 15,479 | 9,114 | 6,387 | 9,100 | 9,681 |
| Januari | 14,260 | 9,084 | 6,365 | 8,520 | 9,500 |
| Pebruari | 14,616 | 8,998 | 6,365 | 8,978 | 9,500 |
| Maret | 14,616 | 9,035 | 6,365 | 8,978 | 9,500 |
| April | 15,103 | 9,197 | 6,365 | 8,978 | 9,500 |
| Mei | 15,446 | 9,197 | 6,365 | 8,978 | 9,772 |
| Juni | 15,446 | 9,197 | 6,404 | 9,028 | 9,772 |
| Juli | 15,446 | 9,197 | 6,404 | 9,078 | 9,772 |
| Agustus | 15,446 | 9,141 | 6,404 | 9,230 | 9,772 |
| September | 16,195 | 9,039 | 6,404 | 9,358 | 9,772 |
| Oktober | 16,195 | 9,039 | 6,404 | 9,358 | 9,772 |
| Nopember | 16,489 | 9,123 | 6,404 | 9,358 | 9,772 |
| Desember | 16,489 | 9,123 | 6,404 | 9,358 | 9,772 |

**Tabel 32: Upah Buruh Tani Merambat/Menyiangi di 23 Propinsi di Indonesia
Tahun 1997 - 2003
(Rupiah/Orang/Setengah Hari)**

Lanjutan

| Tahun/Bulan | Propinsi | | | | | |
|------------------|--------------------|------------------|-------------------|-----------------|------------------|-------------------|
| | Kalimantan Selatan | Kalimantan Timur | Sulawesi Utara *) | Sulawesi Tengah | Sulawesi Selatan | Sulawesi Tenggara |
| (1) | (19) | (20) | (21) | (22) | (23) | (24) |
| 1997 : Rata-rata | 3,244 | 4,399 | 3981 | 2,763 | 2,605 | 2,469 |
| 1998 : Rata-rata | 4,516 | 4,662 | 6010 | 3,725 | 3,406 | 2,943 |
| 1999 : Rata-rata | 6,113 | 5,602 | 10476 | 4,662 | 4,118 | 5,009 |
| 2000 : Rata-rata | 6,683 | 7,481 | 12015 | 5,303 | 6,183 | 6,404 |
| Januari | 6,384 | 7,250 | 11975 | 5,253 | 6,028 | 6,111 |
| Pebruari | 6,425 | 7,250 | 11975 | 5,253 | 6,028 | 6,111 |
| Maret | 6,623 | 7,250 | 11975 | 5,253 | 6,028 | 6,111 |
| April | 6,623 | 7,250 | 11975 | 5,253 | 6,103 | 6,111 |
| Mei | 6,680 | 7,423 | 11975 | 5,253 | 6,184 | 6,111 |
| Juni | 6,704 | 7,423 | 11496 | 5,253 | 6,184 | 6,111 |
| Juli | 6,745 | 7,423 | 12135 | 5,253 | 6,184 | 6,609 |
| Agustus | 6,745 | 7,423 | 12135 | 5,253 | 6,184 | 6,609 |
| September | 6,745 | 7,423 | 12135 | 5,289 | 6,184 | 6,609 |
| Oktober | 6,745 | 7,886 | 12135 | 5,441 | 6,270 | 6,697 |
| Nopember | 6,875 | 7,886 | 12135 | 5,441 | 6,362 | 6,828 |
| Desember | 6,906 | 7,886 | 12135 | 5,441 | 6,456 | 6,828 |
| 2001 : Rata-rata | 8,038 | 8,252 | 13411 | 5,402 | 7,585 | 6,346 |
| Januari | 7,071 | 7,886 | 12135 | 5,078 | 6,804 | 6,828 |
| Pebruari | 7,277 | 7,886 | 12135 | 5,078 | 7,204 | 6,828 |
| Maret | 7,577 | 7,886 | 12135 | 5,078 | 7,204 | 6,828 |
| April | 7,611 | 7,886 | 13034 | 5,332 | 7,204 | 6,999 |
| Mei | 7,611 | 7,886 | 13034 | 5,332 | 7,249 | 6,999 |
| Juni | 7,665 | 7,886 | 13034 | 5,332 | 7,249 | 6,221 |
| Juli | 7,665 | 7,886 | 13034 | 5,599 | 7,618 | 6,221 |
| Agustus | 8,556 | 7,886 | 13468 | 5,599 | 7,666 | 5,806 |
| September | 8,556 | 8,872 | 13468 | 5,599 | 7,891 | 5,806 |
| Oktober | 8,699 | 9,020 | 15152 | 5,599 | 7,891 | 5,806 |
| Nopember | 9,085 | 9,020 | 15152 | 5,599 | 8,518 | 5,806 |
| Desember | 9,085 | 9,020 | 15152 | 5,599 | 8,518 | 6,000 |

*) Ralat publikasi sebelumnya (1997-2002)

**Tabel 32: Upah Buruh Tani Merambat/Menyiangi di 23 Propinsi di Indonesia
Tahun 1997 - 2003
(Rupiah/Orang/Setengah Hari)**

Lanjutan

| Tahun/Bulan | Propinsi | | | | | |
|-----------------|--------------------|------------------|-------------------|-----------------|------------------|-------------------|
| | Kalimantan Selatan | Kalimantan Timur | Sulawesi Utara *) | Sulawesi Tengah | Sulawesi Selatan | Sulawesi Tenggara |
| (1) | (19) | (20) | (21) | (22) | (23) | (24) |
| 2002: Rata-rata | 9,604 | 10,663 | 17226 | 6,521 | 9,369 | 9,266 |
| Januari | 9,085 | 9,020 | 15152 | 6,019 | 8,685 | 6,000 |
| Pebruari | 9,085 | 9,584 | 17046 | 6,019 | 8,940 | 8,400 |
| Maret | 9,297 | 9,584 | 17216 | 6,019 | 8,940 | 9,072 |
| April | 9,341 | 9,744 | 17216 | 6,019 | 9,106 | 9,202 |
| Mei | 9,466 | 9,744 | 17216 | 6,019 | 9,106 | 9,815 |
| Juni | 9,613 | 11,368 | 17216 | 6,879 | 9,240 | 9,815 |
| Juli | 9,763 | 11,368 | 17608 | 6,879 | 9,240 | 9,815 |
| Agustus | 9,763 | 11,368 | 17608 | 6,879 | 9,496 | 9,815 |
| September | 9,763 | 11,545 | 17608 | 6,879 | 9,936 | 9,815 |
| Oktober | 9,860 | 11,545 | 17608 | 6,879 | 9,914 | 9,815 |
| Nopember | 9,962 | 11,545 | 17608 | 6,879 | 9,914 | 9,815 |
| Desember | 10,253 | 11,545 | 17608 | 6,879 | 9,914 | 9,815 |
| 2003: Rata-rata | 10,814 | 11,499 | 17,906 | 8,168 | 11,039 | 10,834 |
| Januari | 10,366 | 11,865 | 17,608 | 7,741 | 10,265 | 10,834 |
| Pebruari | 10,427 | 11,390 | 17,933 | 7,741 | 10,401 | 10,834 |
| Maret | 10,580 | 11,390 | 17,933 | 7,741 | 10,401 | 10,834 |
| April | 10,874 | 11,390 | 17,933 | 7,741 | 10,401 | 10,834 |
| Mei | 10,874 | 11,390 | 17,933 | 7,741 | 10,545 | 10,834 |
| Juni | 10,900 | 11,390 | 17,933 | 8,128 | 11,522 | 10,834 |
| Juli | 10,900 | 11,390 | 17,933 | 8,128 | 11,386 | 10,834 |
| Agustus | 10,900 | 11,525 | 17,933 | 8,515 | 11,553 | 10,834 |
| September | 10,987 | 11,525 | 17,933 | 8,633 | 11,409 | 10,834 |
| Oktober | 10,987 | 11,525 | 17,933 | 8,633 | 11,409 | 10,834 |
| Nopember | 10,987 | 11,525 | 17,933 | 8,633 | 11,498 | 10,834 |
| Desember | 10,987 | 11,685 | 17,933 | 8,633 | 11,677 | 10,834 |

*) Ralat publikasi sebelumnya (1997-2002)