

Buletin Statistik Perdagangan Luar Negeri
Foreign Trade Statistical Bulletin

EKSPOR /EXPORTS

ISSN : 0216 - 5775

No. Publikasi / *Publication Number* : 06110.0811

Katalog BPS / *BPS Catalogue*: 8202002

Ukuran Buku / *Book Size* : 21 Cm X 29 Cm

Jumlah Halaman / *Total Pages* : 109 Halaman / *Pages*

Naskah / *Manuscript* :

Bagian Statistik Ekspor

Export Statistics Division

Gambar Kulit / *Cover Design* :

Bagian Statistik Ekspor

Export Statistics Division

Diterbitkan oleh / *Published by* :

Badan Pusat Statistik, Jakarta - Indonesia

CBS, Indonesia

Dicetak oleh / *Printed by* :

CV Rioma

Boleh dikutip dengan menyebut sumbernya

May be cited with reference to the source

<https://www.bps.go.id>

KATA PENGANTAR

Buletin Statistik Perdagangan Luar Negeri Ekspor yang diterbitkan secara bulanan memuat data ekspor menurut sektor, Perkembangan ekspor komoditi pertanian, Perkembangan ekspor komoditi industri, Perkembangan ekspor komoditi pertambangan dan Perkembangan ekspor Indonesia menurut komoditi dan negara tujuan secara kumulatif dari Januari sampai bulan berjalan.

Buletin ini juga menyajikan ulasan singkat tentang perbandingan, pertumbuhan dan peranan serta data pokok yang cukup menonjol atau yang mengalami perubahan yang signifikan. Diharapkan dengan adanya informasi semacam ini, para pengguna data ekspor dapat melihat dan mengikuti perkembangan ekspor secara garis besar.

Kepada para pengguna data, saran dan kritik yang bersifat konstruktif demi penyempurnaan publikasi ini, sangat diharapkan. Dengan demikian usaha BPS untuk meningkatkan pelayanan dan pemasyarakatan statistik (khususnya data Statistik Ekspor) dapat dilaksanakan secara baik dan berkesinambungan.

Jakarta, Oktober 2008

BADAN PUSAT STATISTIK

KEPALA,

DR. Rusman Heriawan

NIP. 340003999

ISI / CONTENT

Halaman / Page

Kata Pengantar / <i>Preface</i>	iii
Isi / <i>Content</i>	iv
Ringkasan / <i>Highlight</i>	v - xiv

Jilid / Volume

Tabel 1. Ringkasan Perkembangan Ekspor Indonesia	1
Tabel 2. Perkembangan Ekspor Komoditi Pertanian	1
Tabel 3. Perkembangan Ekspor Komoditi Industri	2
Tabel 4. Perkembangan Ekspor Komoditi Pertambangan	4
Tabel 5. Perkembangan Ekspor Indonesia Menurut Komoditi dan Negara Tujuan	5

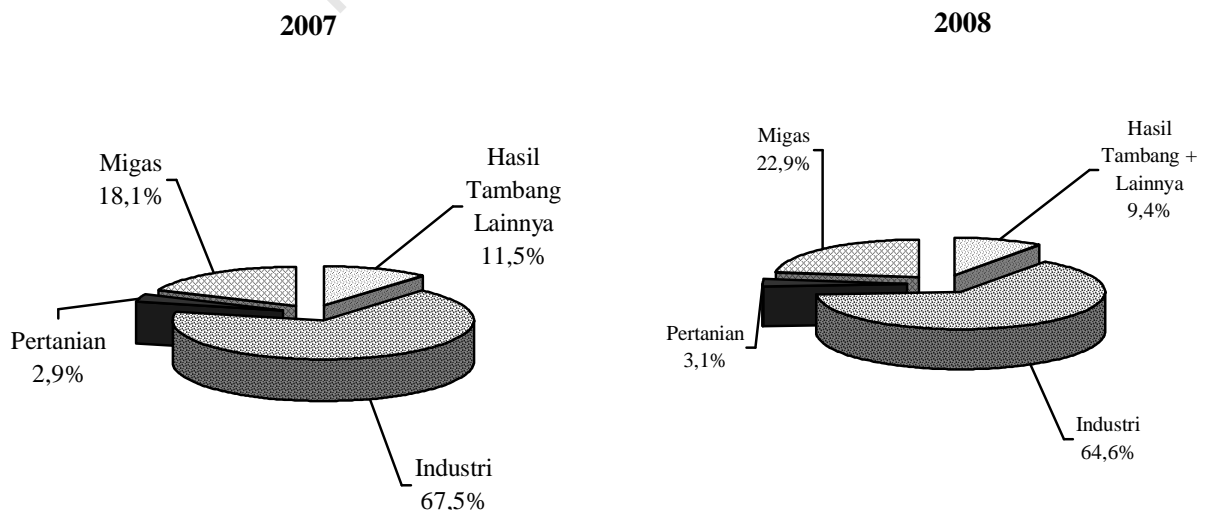
RINGKASAN

Ekspor Indonesia pada periode Januari - Agustus 2008 mencapai nilai US\$ 95 391,1 juta dengan volume 245 033,8 ribu ton, yang terdiri dari US\$ 21 932,7 juta hasil ekspor minyak dan gas bumi dan US\$ 73 458,4 juta hasil ekspor komoditi non migas.

Dibandingkan periode yang sama tahun 2007, nilai ekspor naik US\$ 21 895,9 juta, karena adanya kenaikan ekspor non migas senilai US\$ 13 364,5 juta, dan dari kelompok migas juga mengalami kenaikan sebesar US\$ 8 531,3 juta atau naik 63,66

persen dibanding periode yang sama tahun sebelumnya. Dengan demikian, diperlihatkan bahwa penerimaan dari sektor migas masih bisa diharapkan, karena perkembangan harga di pasaran internasional menunjukkan perkembangan yang fluktuatif. Bulan Agustus 2008 harga minyak mentah Indonesia US\$ 115,56 per barelnya, naik sebesar US\$ 42,97 per barel dibandingkan bulan Agustus 2007.

Grafik 1 : PERBANDINGAN NILAI EKSPOR INDONESIA PADA JANUARI-AGUSTUS 2007 & 2008

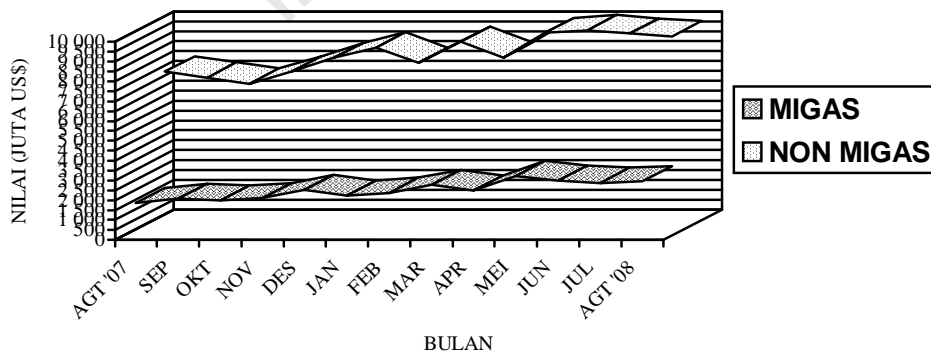


Pada Grafik 1 ditampilkan perbandingan nilai ekspor selama Periode Januari - Agustus 2007 dan 2008. Sedangkan trend perkembangannya dari bulan Agustus 2007 sampai dengan Agustus 2008 disajikan pada Grafik 2, 3, dan 4. Nilai ekspor kelompok migas pada Januari - Agustus 2007 senilai US\$ 13 401,4 juta yang terdiri dari minyak mentah, hasil minyak dan gas masing-masing senilai US\$ 5 484,7 juta, US\$ 1 818,6 juta, dan US\$ 6 098,0 juta. Sedangkan pada Januari - Agustus 2008

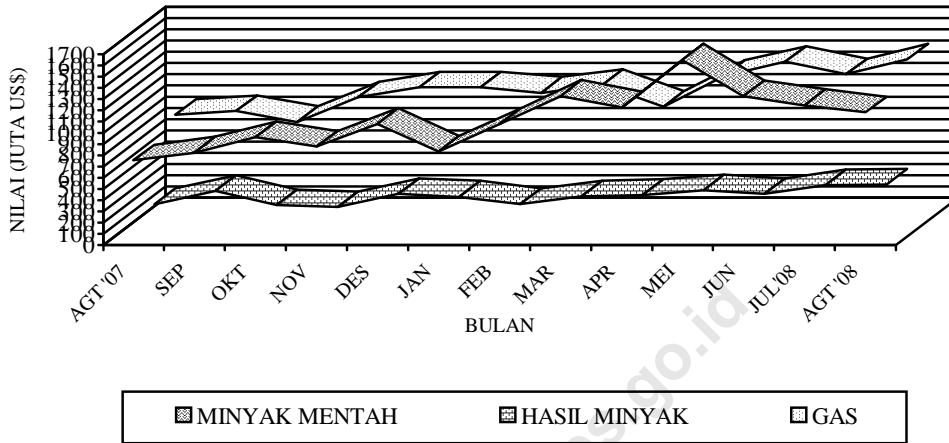
nilai untuk kelompok migas masing-masing sebesar US\$ 9 880,0 juta, US\$ 2 556,5 juta dan US\$ 9 496,2 juta.

Nilai ekspor untuk kelompok non migas yang terdiri dari hasil pertanian, industri serta hasil tambang dan lainnya pada bulan Januari - Agustus 2007 masing-masing US\$ 2 283,6 juta, US\$ 49 516,8 juta, dan US\$ 8 293,5 juta. Sementara itu pada periode Januari - Agustus 2008 masing-masing mencapai US\$ 3 066,7 juta, US\$ 60 831,4 juta, dan US\$ 9 560,4 juta.

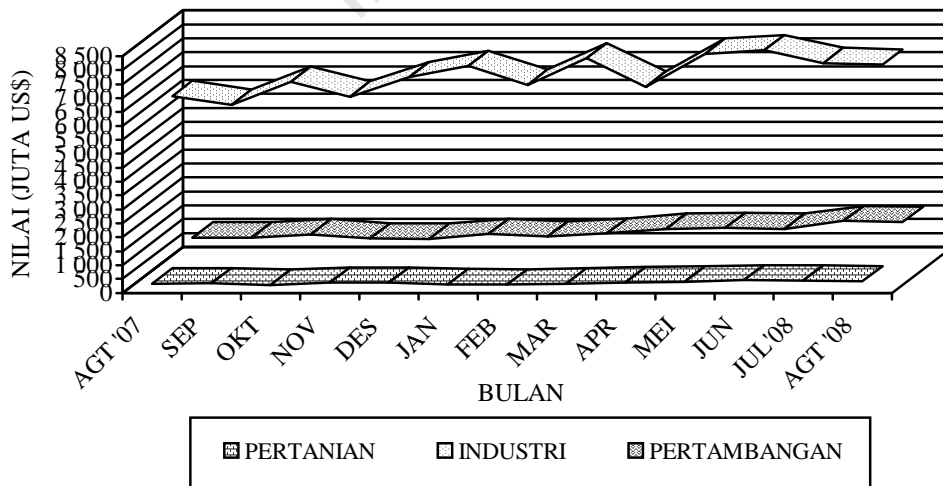
Grafik 2 : PERKEMBANGAN NILAI EKSPOR MIGAS DAN NON MIGAS SELAMA AGUSTUS 2007 SAMPAI DENGAN AGUSTUS 2008



**Grafik 3 : PERKEMBANGAN NILAI EKSPOR KOMODITI MIGAS
SELAMA AGUSTUS 2007 SAMPAI DENGAN AGUSTUS 2008**



**Grafik 4 : PERKEMBANGAN NILAI EKSPOR KOMODITI NON MIGAS
SELAMA AGUSTUS 2007 SAMPAI DENGAN AGUSTUS 2008**



**Tabel A. RINGKASAN EKSPOR NON MIGAS INDONESIA
(JUTA US\$)**

Tahun dan Bulan	Hasil sektor pertanian	Hasil sektor industri	Hasil sektor tambang	Total
[1]	[2]	[3]	[4]	[6]
2006				
Juli	344,1	5 679,8	757,9	6 781,8
Agustus	338,3	5 773,3	947,2	7 058,8
September	290,6	5 881,5	1 070,8	7 242,8
Oktober	263,0	5 699,5	1 157,1	7 119,6
November	280,9	5 589,6	1 297,2	7 167,7
Desember	288,4	6 069,5	1 366,1	7 715,0
2007				
Januari	235,8	5 370,6	1 194,9	6 801,3
Pebruari	247,7	5 631,7	846,7	6 726,1
Maret	256,7	6 138,0	1 095,5	7 490,2
April	246,9	6 075,8	1 053,8	7 376,5
Mei	282,9	6 602,4	1 130,5	8 015,8
Juni	309,1	6 526,6	894,6	7 730,4
Juli	368,1	6 655,7	1 189,6	8 213,3
Agustus	336,4	6 516,0	887,9	7 740,3
September	344,9	6 202,8	889,8	7 437,5
Oktober	285,3	7 030,7	1 003,0	8 318,9
November	371,5	6 504,8	860,7	7 737,0
Desember	372,5	7 205,7	846,7	8 425,0
2008				
Januari	318,8	7 609,5	1 019,5	8 947,7
Pebruari	306,5	6 930,2	927,6	8 164,5
Maret	334,0	7 870,6	1 037,1	9 241,7
April	376,5	6 861,3	1 202,8	8 440,5
Mei	404,2	8 041,7	1 238,9	9 684,7
Juni	459,2	8 162,3	1 201,9	9 823,5
Juli	450,2	7 707,8	1 487,2	9 645,3
Agustus	417,3	7 647,9	1 445,3	9 510,5

Dipandang dari negara tujuan ekspor (Tabel B), pada bulan Agustus 2008 kelompok migas yang ditujukan ke kawasan Asia Timur dan Asia Selatan & Tenggara, sebesar masing-masing US\$ 2 241,7 juta dan US\$ 365,0 juta memperlihatkan peningkatan dibanding tahun 2007. Negara yang memperlihatkan peningkatan ekspor kelompok migas adalah Jepang dengan persentase peningkatan sebesar 59,94 persen, Amerika Serikat dengan persentase

peningkatan sebesar 99,28 persen, Singapura dengan persentase peningkatan sebesar 90,44 persen dan Philipina dengan persentase peningkatan sebesar 591,84 persen, sedangkan China juga memperlihatkan peningkatan dibanding tahun 2007, dengan persentase peningkatan sebesar 99,24 persen. Dari Tabel B juga terlihat bahwa ekspor komoditi migas pada bulan Agustus 2008 menunjukkan peningkatan menjadi US\$ 2 956,4 juta.

Tabel B : Perkembangan Ekspor Migas & Non Migas Indonesia Menurut Negara Tujuan, Agustus 2007 & Agustus 2008 (Juta US\$)

Kawasan Negara Ekspor	Migas			Non Migas		
	Agustus 2007	Agustus 2008	Perubahan (%)	Agustus 2007	Agustus 2008	Perubahan (%)
• Asia Timur	1 460,1	2 241,7	53,53	2 282,9	2 793,5	22,37
- Jepang	855,0	1 367,5	59,94	1 102,9	1 289,8	16,95
- China	244,2	486,5	99,24	537,6	659,4	22,65
• Asia Selatan & Tenggara	257,3	365,0	41,85	2 230,0	2 846,5	27,65
- Muangthai	43,6	44,1	1,13	269,0	309,0	14,86
- Singapura	147,4	280,8	90,44	720,7	869,4	20,62
- Philipina	0,1	0,7	591,84	139,6	201,8	44,62
- Malaysia	40,6	31,7	-22,07	434,3	524,0	20,65
• Asia Barat	0,0	3,2	14 743,26	378,0	515,7	36,45
• Afrika	0,0	0,0	-	197,5	283,6	43,62
• Australia & Oseania	93,2	221,1	137,13	175,3	271,6	54,89
• Amerika Utara	44,6	85,8	92,28	1 089,0	1 155,4	6,10
- Amerika Serikat	44,6	85,8	92,28	1 041,0	1 092,5	4,95
• Amerika Tengah & Selatan	0,0	0,0	-	192,3	224,5	16,70
• Eropa Barat	0,0	39,5	-	1 092,3	1 212,8	11,03
• Eropa Timur	0,0	0,1	-	103,1	207,0	100,82
Total Ekspor	1 855,3	2 956,4	59,35	7 740,3	9 510,5	22,87

Pada kelompok non migas nilai ekspor mengalami peningkatan hingga mencapai US\$ 9 510,5 juta, kenaikan terbesar ke Australia dan Oseania sebesar 54,89 persen dan Philippina sebesar 44,62 persen.

Pada tabel 1 disajikan ekspor menurut sektor. Disini terlihat bahwa perolehan devisa terbesar pada periode Januari - Agustus 2008 berasal dari sektor industri dengan nilai US\$ 60 831,4 juta atau sekitar 63,77 persen dari total ekspor, sedangkan pada periode Januari - Agustus 2007 juga berasal dari sektor industri dengan nilai US\$ 49 516,8 juta atau sekitar 67,37 persen dari total ekspor. Dibandingkan periode yang sama tahun sebelumnya, sektor industri mengalami peningkatan 22,85 persen.

Pada tabel 2 disajikan perkembangan ekspor komoditi hasil pertanian, selama periode Januari - Agustus 2008, komoditi andalan sektor pertanian antara lain udang segar/beku dengan nilai US\$ 693,8 juta (22,62 persen); kopi dengan nilai US\$ 656,6 juta (21,41 persen); biji coklat dengan nilai US\$ 551,6 juta (17,99 persen); ikan dan lain-lain dengan nilai US\$ 451,5 juta (14,72 persen); rempah-rempah dengan nilai US\$ 215,5 juta (7,03 persen); buah-buahan dengan nilai US\$ 83,5 juta (2,72 persen); teh dengan nilai US\$ 84,5 juta (2,76 persen); bahan nabati lainnya dengan nilai US\$ 62,1

juta (2,03 persen); tembakau dengan nilai US\$ 48,5 juta (1,58 persen).

Pada tabel 3 disajikan perkembangan ekspor komoditi hasil industri, selama periode Januari - Agustus 2008, komoditi andalan sektor industri antara lain minyak nabati dengan nilai US\$ 10 279,6 juta (16,90 persen); tekstil dengan nilai US\$ 7 036,3 juta (11,57 persen); barang dari logam tidak mulia dengan nilai US\$ 7 286,9 juta (11,98 persen); alat listrik, ukur, fotografi, dll dengan nilai US\$ 5 528,1 juta (9,09 persen); karet alam olahan dengan nilai US\$ 5 383,6 juta (8,85 persen); kertas dan barang dari kertas dengan nilai US\$ 2 624,0 juta (4,31 persen); bahan kimia dengan nilai US\$ 2 010,4 juta (3,30 persen); kayu olahan dengan nilai US\$ 1 982,3 juta (3,26 persen); makanan olahan dengan nilai US\$ 1 968,8 juta (3,24 persen); meubel dan bagian-bagiannya dengan nilai US\$ 1 335,0 juta (2,19 persen).

Pada tabel 4 disajikan perkembangan ekspor komoditi hasil pertambangan, selama periode Januari - Agustus 2008, komoditi andalan sektor pertambangan antara lain batu bara dengan nilai US\$ 6 476,9 juta (67,80 persen) dan biji tembaga dengan nilai US\$ 2 252,5 juta (23,58 persen). Ekspor batu bara mengalami peningkatan 51,85 persen dibanding periode yang sama tahun

sebelumnya, sedangkan biji tembaga mengalami penurunan 32,24 persen dibanding periode yang sama tahun sebelumnya.

Perkembangan ekspor Indonesia menurut komoditi dan negara tujuan yang disajikan pada Tabel 5, memperlihatkan bahwa ekspor selama ini lebih banyak bertumpu pada 15 komoditi utama, (ringkasan disajikan pada Tabel C yang diurut menurut nilai ekspor). Lima belas komoditi tersebut pada periode Januari - Agustus 2008 menyumbang sekitar 95,37 persen dari ekspor non migas.

Minyak kelapa sawit mempunyai nilai US\$ 8 485,6 juta, naik US\$ 4 292,6 juta dari tahun lalu, komoditi ini menyumbang sekitar 13,27 persen ekspor non migas nasional pada periode Januari - Agustus 2008.

Nilai ekspor barang dari logam tidak mulia selama periode Januari - Agustus 2008 naik US\$ 723,8 juta menjadi US\$ 7 286,9 juta.

Pada periode Januari - Agustus 2008 nilai ekspor tekstil sebesar US\$ 7 036,3 juta, yang naik dibanding tahun lalu sebesar US\$ 357,3 juta atau naik sekitar 11,00 persen.

Komoditi Batu bara diekspor dengan nilai US\$ 6 476,9 juta atau 10,13 persen, Karet Alam olahan diekspor dengan nilai

US\$ 5 383,6 juta atau sekitar 8,42 persen dari perolehan devisa non migas.

Selama periode Januari - Agustus 2008, pakaian jadi nilai ekspornya mencapai US\$ 4 138,2 juta, sedangkan tahun sebelumnya senilai US\$ 3 912,9 juta, atau terjadi peningkatan sekitar US\$ 225,3 juta (6,47 persen). Crumb Rubber nilai ekspornya naik US\$ 1 283,2 juta (6,25 persen) menjadi US\$ 3 995,9 juta.

Perolehan devisa dari Alat Listrik pada periode Januari - Agustus 2008 diekspor dengan nilai US\$ 3 439,2 juta atau sekitar 5,38 persen dari kelompok non migas. Kertas dan barang dari kertas pada periode Januari - Agustus 2008 diekspor dengan nilai US\$ 2 624,0 juta, sedangkan tahun sebelumnya US\$ 2 163,9 juta.

Biji Tembaga dari kertas lainnya nilai ekspornya turun US\$ 1 071,8 juta menjadi US\$ 2 252,5 juta. Sedangkan nilai ekspor Besi/baja dalam periode Januari - Agustus 2008 naik 45,63 persen menjadi US\$ 2 172,7 juta. Bahan Kimia nilai ekspornya turun US\$ 544,9 juta menjadi US\$ 2 010,4 juta. Kayu Olahan nilai ekspornya turun US\$ 128,2 juta menjadi US\$ 1 982,3 juta. Makanan olahan nilai ekspornya naik US\$ 515,8 juta menjadi US\$ 1 968,8 juta. Audio Visual nilai ekspornya naik US\$ 61,3 juta menjadi US\$ 1 733,9 juta.

**Tabel C : Ekspor Utama Barang Bukan Migas
Periode Januari - Agustus, 2007 dan 2008**

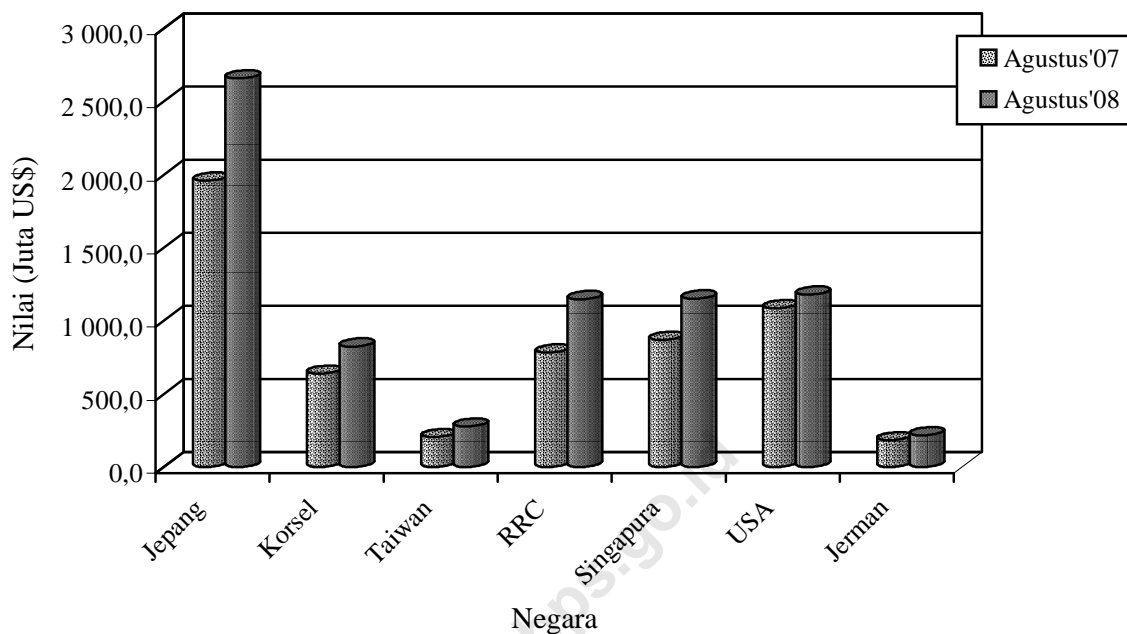
HS	Nilai FOB (Juta US\$)		Perubahan		% Peran 2008 (Terhadap Non Migas)
	2007	2008	Absolut	Persen	
Minyak kelapa sawit	4 193,0	8 485,6	102,37	4 292,6	13,27
Barang dari logam tidak mulia	6 563,1	7 286,9	11,03	723,8	11,40
Tekstil	6 679,0	7 036,3	5,35	357,3	11,00
Batu bara	4 265,2	6 476,9	51,85	2 211,7	10,13
Karet alam olahan	4 024,8	5 383,6	33,76	1 358,7	8,42
Pakaian jadi	3 912,9	4 138,2	5 76	225,3	6,47
Crumb rubber	2 712,7	3 995,9	47,30	1 283,2	6,25
Alat Listrik	3 135,4	3 439,2	9,69	303,8	5,38
Kertas dan barang dari kertas	2 163,9	2 624,0	21,26	460,1	4,10
Biji tembaga	3 324,2	2 252,5	-32,24	-1 071,8	3,52
Besi/baja	1 491,9	2 172,7	45,63	680,7	3,40
Bahan kimia	2 555,3	2 010,4	-21,32	-544,9	3,14
Kayu Olahan	2 110,5	1 982,3	-6,07	-128,2	3,10
Makanan olahan	1 453,0	1 968,8	35,50	515,8	3,08
Audio Visual	1 672,6	1 733,9	3,66	61,3	2,71
Total Komoditi Utama	50 257,5	60 987,0	21,35	10 729,5	95,37

Nilai ekspor periode Januari - Agustus 2008, menurut negara kelompok ekonomi, ke kelompok negara APEC adalah yang terbesar yaitu mencapai 73,60 persen dari total ekspor yaitu US\$ 70 210,3 juta, diantaranya US\$ 19 123,4 juta ke ASEAN dan US\$ 9 606,9 juta ke NAFTA. Sementara nilai ekspor ke Uni Eropa sebesar 10,81 persen (US\$ 10 314,5 juta) dan ke Timur Tengah sebesar 4,03 persen (US\$ 3 848,3 juta). Ditinjau dari perkembangannya, nilai ekspor ke negara-negara APEC naik 28,95 persen dibanding keadaan tahun 2007 yang terdiri dari peningkatan ekspor menuju Jepang sebesar 23,59 persen, menuju ASEAN sebesar 36,09 persen, menuju NAFTA sebesar 15,63 persen dan ke Korea Selatan naik sebesar 43,60 persen

Nilai ekspor periode Januari - Agustus 2008, menuju tujuh negara tujuan utama yaitu Jepang, Korea Selatan, Taiwan, RR China, Singapura, Amerika dan Jerman mencapai sebesar US\$ 56 450,4 juta atau sekitar 59,18 persen dari total ekspor. Dibandingkan periode tahun sebelumnya nilai ini naik US\$ 12 019,4 juta atau sekitar 27,05 persen.

Selain tujuh negara tujuan utama di atas, negara tujuan yang membeli produk nasional di atas US\$ 100 juta pada bulan Agustus 2008 antara lain Hongkong, Malaysia dan Australia masing-masing dengan nilai US\$ 132,6 juta, US\$ 555,7 juta dan US\$ 372,2 juta. Sedangkan dari kawasan Eropa antara lain ke Belanda dan Inggris masing-masing dengan nilai US\$ 356,3 juta dan US\$ 137,7 juta.

Grafik 5: EKSPOR INDONESIA MENURUT NEGARA TUJUAN UTAMA BULAN AGUSTUS 2007 & 2008



Perbandingan nilai ekspor bulan Agustus 2007 dan 2008 ke beberapa negara tertentu disajikan pada Grafik 5.

TABEL 1. RINGKASAN PERKEMBANGAN EKSPOR INDONESIA

JENIS BARANG	BERAT BERSIH (RIBU TON)		PERUB	NILAI FOB (JUTA US \$)		PERUB
	JAN-AGT 2007	JAN-AGT 2008	%	JAN-AGT 2007	JAN-AGT 2008	%
(1)	(2)	(3)	(4)	(5)	(6)	(7)
Total Ekspor	223.789,9	245.033,8	9,49	73.495,2	95.391,1	29,79
MIGAS	30.222,9	30.600,7	1,25	13.401,4	21.932,7	63,66
MINYAK MENTAH	11.920,4	12.300,6	3,19	5.484,7	9.880,0	80,14
HASIL MINYAK	4.239,8	4.497,5	6,08	1.818,6	2.556,5	40,57
GAS ALAM	14.062,8	13.802,6	-1,85	6.098,0	9.496,2	55,73
NON MIGAS	193.566,9	214.433,1	10,78	60.093,9	73.458,4	22,24
HASIL PERTANIAN	1.541,5	1.655,9	7,43	2.283,6	3.066,7	34,29
HASIL INDUSTRI	41.722,4	42.069,3	0,83	49.516,8	60.831,4	22,85
HASIL TAMBANG	150.301,0	170.706,1	13,58	8.287,4	9.553,5	15,28
LAINNYA	2,1	1,8	-16,10	6,1	6,9	12,36

TABEL 2. PERKEMBANGAN EKSPOR KOMODITI HASIL PERTANIAN

JENIS BARANG	BERAT BERSIH (TON)		PERUB	NILAI FOB (RIBU US \$)		PERUB
	JAN-AGT 2007	JAN-AGT 2008	%	JAN-AGT 2007	JAN-AGT 2008	%
(1)	(2)	(3)	(4)	(5)	(6)	(7)
TOTAL PERTANIAN	1.541.483	1.655.944	7,43	2.283.563	3.066.704	34,29
KARET ALAM	6.225	7.097	14,01	8.727	12.145	39,17
KOPI	173.678	302.900	74,40	347.343	656.591	89,03
KAYU BULAT	46	2	-95,32	40	12	-70,96
UDANG SEGAR/BEKU	91.302	99.575	9,06	627.396	693.818	10,59
TEH	31.965	58.260	82,26	42.831	84.511	97,32
REMPAH-REMPAH	67.599	85.651	176,53	139.168	215.518	54,86
-LADA HITAM	9.975	27.584	176,53	25.768	82.694	220,92
-LADA PUTIH	9.070	12.410	36,81	38.489	58.379	51,67
-KAYU MANIS DAN BUNGANYA	26.499	19.504	-26,40	18.937	17.054	-9,94
-BIJI PALA & BUNGANYA DAN KAPULAGA	12.845	11.918	-7,21	39.252	40.824	4,00
-PANILI	130	93	-28,60	1.575	1.204	-23,55
-LAINNYA	9.080	14.143	55,76	15.147	15.363	1,42
TEMBAKAU	16.510	19.500	18,11	37.021	48.513	31,04
BIJI COKLAT	259.128	249.945	-3,54	402.397	551.588	37,08
IKAN DAN LAIN-LAIN	244.181	230.584	33,67	366.538	451.519	23,18
-IKAN TONGKOL/TUNA	37.776	50.494	33,67	88.217	105.266	19,33
-UBUR-UBUR	3.401	5.576	63,95	6.999	10.507	50,12
-KEPITING KERANG-KERANGAN	39.421	35.476	-10,01	102.270	129.279	26,41
-BEKICOT	2.413	2.277	-5,62	3.474	6.560	88,86
-IKAN LAINNYA	161.170	136.761	-15,15	165.578	199.907	20,73
BIJI-BIJIAN	71.930	53.155	23,67	26.820	15.460	-42,36
-BIJI BUNGA	50	62	23,67	1.278	1.957	53,14
-BIJI KAPAS	19.679	645	-96,72	5.164	167	-96,77
-BIJI LAINNYA	52.201	52.448	0,47	20.378	13.337	-34,55
BULU BEBEK	212	46	-78,48	199	57	-71,40
DAMAR DAN GETAH DAMAR	32.057	24.894	-22,34	23.278	19.925	-14,40
KOPAL DAN LAIN-LAIN	20.824	19.573	-6,01	15.056	17.021	13,06
SAYUR-SAYURAN	54.267	60.874	12,17	20.769	26.526	27,72
BUAH-BUAHAN	129.045	144.873	12,27	69.565	83.471	19,99
KULIT KERANG DAN LAIN-LAIN	5.080	5.129	0,98	1.835	1.796	-2,12
TANAMAN OBAT	7.910	5.228	-33,91	6.512	6.010	-7,72

TABEL 2. PERKEMBANGAN EKSOR KOMODITI HASIL PERTANIAN

JENIS BARANG	BERAT BERSIH (TON)		PERUB	NILAI FOB (RIBU US \$)		PERUB
	JAN-AGT 2007	JAN-AGT 2008	%	JAN-AGT 2007	JAN-AGT 2008	%
(1)	(2)	(3)	(4)	(5)	(6)	(7)
BAHAN NABATI LAINNYA	61.168	79.306	5,39	35.517	62.142	74,96
-GANGGANG LAUT	58.499	61.650	5,39	33.410	60.415	80,83
-LAINNYA	2.669	17.655	561,62	2.107	1.727	-18,04
HASIL PERTANIAN LAINNYA	268.358	209.353	-91,17	112.554	120.081	6,69
-MUTIARA	12	1	-91,17	7.169	8.463	18,05
-LAINNYA	268.346	209.352	-21,98	105.385	111.618	5,91

TABEL 3. PERKEMBANGAN EKSPOR KOMODITI HASIL INDUSTRI

JENIS BARANG	BERAT BERSIH (TON)		PERUB	NILAI FOB (RIBU US \$)		PERUB
	JAN-AGT 2007	JAN-AGT 2008	%	JAN-AGT 2007	JAN-AGT 2008	%
(1)	(2)	(3)	(4)	(5)	(6)	(7)
TOTAL INDUSTRI	41.722.366	42.069.338	0,83	49.516.786	60.831.379	22,85
KAYU OLAHAN	2.432.897	2.006.427	-17,53	2.110.483	1.982.312	-6,07
-KAYU LAPIS	1.168.573	1.194.677	2,23	1.034.597	1.073.231	3,73
-KAYU GERGAJIAN	130.792	36.863	-71,82	124.475	39.737	-68,08
-KAYU OLAHAN LAIN	1.133.532	774.888	-31,64	951.410	869.344	-8,63
BARANG DARI LOGAM TIDAK MULIA	2.295.008	2.267.698	-1,19	6.563.085	7.286.864	11,03
-TIMAH	48.764	89.870	84,30	616.303	1.632.682	164,92
-ALUMINIUM	201.832	177.477	-12,07	609.383	571.600	-6,20
-NIKEL	90.475	72.580	-19,78	1.837.372	1.120.796	-39,00
-BESI/BAJA	1.408.553	1.547.410	9,86	1.491.931	2.172.663	45,63
-TEMBAGA	225.578	189.320	-16,07	1.861.888	1.609.257	-13,57
-SENG	3.923	2.526	-35,61	8.069	5.778	-28,39
-LOGAM TIDAK MULIA LAIN	315.883	188.516	-40,32	138.139	174.087	26,02
TEKSTIL	1.261.339	1.232.057	-2,32	6.678.960	7.036.287	5,35
-PAKAIAN JADI	272.007	284.674	4,66	3.912.896	4.138.174	5,76
-KAIN TENUN	189.359	186.187	-1,68	935.201	1.001.799	7,12
-TEKSTIL LAINNYA	799.973	761.195	-4,85	1.830.863	1.896.314	3,57
KARET ALAM OLAHAN	1.909.729	1.936.116	1,38	4.024.848	5.383.550	33,76
-BARANG DARI KARET	315.496	307.792	-2,44	886.709	1.013.924	14,35
-SHEET	196.999	121.632	-38,26	392.258	322.984	-17,66
-CRUMB RUBBER	1.380.614	1.487.526	7,74	2.712.704	3.995.873	47,30
-CREPE	16.621	19.166	15,31	33.178	50.770	53,02
MAKANAN TERNAK	1.670.099	2.165.804	29,68	174.603	317.947	82,10
-BUNGKIL KELAPA	205.109	202.413	-1,31	23.711	27.878	17,57
-DEDAK/BEKATUL	245.568	262.463	6,88	34.554	44.682	29,31
-LAINNYA	1.219.422	1.700.928	39,49	116.338	245.387	110,93
MINYAK ATSIRI DAN LAINNYA	39.837	46.077	15,66	176.028	262.284	49,00
-MINYAK ATSIRI LAINNYA	3.012	2.896	-3,85	52.424	107.635	105,32
-WANGI-WANGIAN DARI MINYAK ATSIRI	36825	43181	17,26	123.604	154.649	25,12
ROTAN OLAHAN	20.619	21.085	2,26	19.374	20.068	3,58
MINYAK NABATI	8.776.864	10.019.216	14,15	5.266.403	10.279.575	95,19
-MINYAK KELAPA SAWIT	7.169.993	8.475.237	18,20	4.193.006	8.485.573	102,37
-MINYAK BIJI KELAPA SAWIT	837.351	796.198	-4,91	550.363	937.409	70,33
-MINYAK NABATI LAIN	769.519	747.781	-2,82	523.033	856.593	63,77
ASAM BERLEMAK	441.039	594.280	34,75	275.846	521.267	88,97

TABEL 3. PERKEMBANGAN EKSPOR KOMODITI HASIL INDUSTRI

JENIS BARANG	BERAT BERSIH (TON)		PERUB	NILAI FOB (RIBU US \$)		PERUB
	JAN-AGT 2007	JAN-AGT 2008	%	JAN-AGT 2007	JAN-AGT 2008	%
	(1)	(2)	(3)	(4)	(5)	(6)
-STEARIN	84.556	92.247	9,10	64.039	101.023	57,75
-ASAM BERLEMAK LAIN	356.483	502.033	40,83	211.806	420.244	98,41
ALAT LISTRIK UKUR FOGRAFI DLL	449.966	447.395	-0,57	5.100.488	5.528.061	8,38
-ALAT LISTRIK	368.024	374.604	1,79	3.135.375	3.439.190	9,69
-DIODE TRANSISTOR	2.534	615	-75,73	84.626	103.125	21,86
-AUDIO VISUAL	71.806	63.788	-11,17	1.672.611	1.733.894	3,66
-FOTOGRAFI DAN OPTIK	3.076	2.262	-26,46	139.130	141.417	1,64
-ALAT UKUR	548	557	1,64	9.457	9.552	1,00
-LONCENG ARLOJI DAN BAGIANNYA	3.977	5.571	40,08	59.288	100.883	70,16
MAKANAN OLAHAN	1.029.377	1.510.128	46,70	1.453.002	1.968.829	35,50
-COKLAT OLAHAN	83.519	95.323	14,13	195.117	281.679	44,36
-GULA TETES	204.292	540.154	164,40	13.059	37.740	189,00
-KERUPUK UDANG	4.535	5.506	21,41	7.419	8.934	20,42
-BUAH/SAYURAN OLAHAN	274.322	340.173	24,01	171.072	264.426	54,57
-MINUMAN OLAHAN	47.358	77.819	64,32	26.268	50.944	93,94
-ROKOK DAN TEMBAKAU OLAHAN	48.708	58.374	19,84	245.904	293.124	19,20
-DAGING TERNAK	3.145	3.017	-4,07	12.406	12.746	2,74
-DAGING UNGGAS	58	80	37,93	38	86	126,32
-IKAN OLAHAN	121.354	129.564	6,77	400.290	524.241	30,97
-BERAS GILING	145	298	105,52	81	238	193,83
-KOPI OLAHAN	100	76	-24,00	227	240	5,73
-TEH OLAHAN	22.556	9.442	-58,14	41.209	23.634	-42,65
-GULA PASIR	211	441	109,00	274	391	42,70
-GULA LAINNYA	4.882	7.371	50,98	3.206	4.928	53,71
-MAKANAN OLAHAN LAINNYA	214.192	242.491	13,21	336.433	465.480	38,36
SEMEN	4.252.762	3.149.610	-25,94	128.709	112.622	-12,50
BARANG ANYAMAN	23.543	14.980	-36,37	48.711	40.604	-16,64
-DARI ROTAN	8.839	4.711	-46,70	21.298	12.827	-39,77
-DARI BAHAN LAINNYA	14.703	10.269	-30,16	27.412	27.777	1,33
MEUBEL DAN BAGIAN-BAGIANNYA	607.289	567.627	-6,53	1.325.007	1.335.006	0,75
-DARI ROTAN	87.110	96.445	10,72	221.749	216.220	-2,49
-DARI BAHAN LAINNYA	520.178	471.182	-9,42	1.103.258	1.118.786	1,41
BAHAN KIMIA	4.524.785	5.561.974	22,92	2.555.281	2.010.403	-21,32
-AN ORGANIK	1.178.683	3.788.216	221,39	323.266	536.728	66,03
-ORGANIK	2.463.784	1.622.335	-34,15	1.850.424	1.336.097	-27,80
-LAINNYA	882.318	151.424	-82,84	381.590	137.578	-63,95
PUPUK	436.501	147.833	-66,13	122.616	74.617	-39,15
PRODUK PHARMASI	6.778	7.822	15,40	109.565	125.595	14,63
KULIT DAN BARANG DARI KULIT	8.108	7.996	-1,38	149.403	160.570	7,47
KACA DAN BARANG DARI KACA	518.175	542.160	4,63	284.526	302.311	6,25
KERTAS DAN BARANG DARI KERTAS	2.697.333	2.792.662	3,53	2.163.855	2.623.995	21,26
INDUSTRI LAINNYA	8.320.322	7.030.392	-15,50	10.785.995	13.458.612	24,78
-GLISEROL DAN LARUTAN ALKALI	18.230	37.795	107,32	4.372	18.267	317,82
-MARGARIN DAN LEMAK LAINNYA	208.233	322.989	55,11	139.741	362.024	159,07
-SABUN MANDI DAN CUCI	326.124	354.478	8,69	265.642	380.044	43,07
-BAHAN CELUP ORGANIK SINTETIK	24.884	22.630	-9,06	88.960	104.098	17,02
-PREPARAT PEMBASMI KUMAN DLL	101.968	38.740	-62,01	78.579	94.423	20,16
-DAMAR TIRUAN BAHAN PLASTIK	797.802	825.276	3,44	1.226.664	1.463.293	19,29
-BAHAN KERTAS	1.548.298	1.650.135	6,58	644.250	947.087	47,01
-ALAS KAKI (KULIT KARET DAN KANVAS)	78.851	87.344	10,77	1.121.498	1.257.505	12,13
-PRODUK KERAMIK	335.729	342.327	1,97	192.268	212.827	10,69
-EMAS BATANGAN	23	20	-13,04	476.971	582.024	22,03

TABEL 3. PERKEMBANGAN EKSPOR KOMODITI HASIL INDUSTRI

JENIS BARANG	BERAT BERSIH (TON)		PERUB	NILAI FOB (RIBU US \$)		PERUB
	JAN-AGT 2007	JAN-AGT 2008	%	JAN-AGT 2007	JAN-AGT 2008	%
(1)	(2)	(3)	(4)	(5)	(6)	(7)
-PESAWAT UDARA DAN BAGIANNYA	2.025	3.048	50,52	131.993	75.638	-42,70
-KAPAL LAUT DAN SEJENISNYA	574.951	309.852	-46,11	449.608	571.622	27,14
-PERLENGKAPAN OLAHRAGA DAN MAINAN	20.685	21.095	1,98	159.955	186.668	16,70
-PENA DAN PENSIL	8.111	6.902	-14,91	52.871	49.984	-5,46
-BATU SEMI PERMATA	58	23	-60,34	798	252	-68,42
-KOPER TAS DOMPET PLASTIK/TEKSTIL	5.733	4.629	-19,26	31.141	33.831	8,64
-BARANG DARI LOGAM MULIA	212	213	0,47	90.924	110.662	21,71
-PETI KEMAS	27.508	14.064	-48,87	31.315	16.408	-47,60
-KOMPUTER DAN BAGIANNYA	28.618	23.285	-18,64	710.176	506.304	-28,71
-KENDARAAN BERMOTOR RODA 2 DAN 3	3.294	5.789	75,74	17.420	48.602	179,00
-KENDARAAN BERMOTOR RODA 4 DAN LEE	87.072	131.163	50,64	529.721	910.577	71,90
-SUKU CADANG MESIN	78.170	86.611	10,80	618.796	756.772	22,30
-SUKU CADANG KENDARAAN	105.846	132.129	24,83	743.281	908.195	22,19
-UBI KAYU OLAHAN	45.658	50.627	10,88	5.159	9.182	77,98
-INDUSTRI LAINNYA	3.892.238	2.559.225	-34,25	2.973.891	3.852.321	29,54

TABEL 4. PERKEMBANGAN EKSPOR KOMODITI HASIL PERTAMBANGAN

JENIS BARANG	BERAT BERSIH (TON)		PERUB	NILAI FOB (RIBU US \$)		PERUB
	JAN-AGT 2007	JAN-AGT 2008	%	JAN-AGT 2007	JAN-AGT 2008	%
(1)	(2)	(3)	(4)	(5)	(6)	(7)
TOTAL PERTAMBANGAN	150.300.995	170.706.051	13,58	8.287.414	9.553.471	15,28
BIJI TEMBAGA	1.293.463	978.160	-24,38	3.324.249	2.252.485	-32,24
BIJI NIKEL	6.217.387	9.002.589	44,80	444.695	453.913	2,07
BAUKSIT	8.719.062	10.795.110	23,81	79.380	123.565	55,66
BIJI TIMAH/TIN	229	552	141,28	28	1	-97,81
BATU BARA	126.879.185	138.085.396	8,83	4.265.215	6.476.892	51,85
GRANIT	1.906.846	3.849.068	101,86	16.085	35.151	118,53
PASIR ALAM	401.116	34	-99,99	4.681	61	-98,69
HASIL TAMBANG LAIN	4.883.705	7.995.141	63,71	153.081	211.403	38,10

TABEL 5. PERKEMBANGAN EKSPOR INDONESIA MENURUT KOMODITI DAN NEGARA TUJUAN

JENIS BARANG	BERAT BERSIH (KG)		PERUB	NILAI FOB (US \$)		PERUB
	JAN-AGT 2007	JAN-AGT 2008	%	JAN-AGT 2007	JAN-AGT 2008	%
	(1)	(2)	(3)	(4)	(5)	(6)
MINYAK MENTAH	11.920.355.010	12.300.641.429	3,19	5.484.711.442	9.880.030.435	80,14
JAPAN	3.978.376.005	4.076.549.950	2,47	1.852.059.475	3.239.563.528	74,92
KOREA, REPUBLIC OF	1.958.992.000	1.886.657.000	-3,69	830.782.335	1.364.841.297	64,28
TAIWAN	370.682.002	170.804.000	-53,92	160.354.846	142.898.705	-10,89
CHINA	1.554.639.000	1.237.248.000	-20,42	703.430.255	1.009.850.678	43,56
THAILAND	457.994.000	349.865.000	-23,61	214.465.296	312.676.568	45,79
SINGAPORE	748.889.003	1.629.690.001	117,61	373.143.249	1.337.149.638	258,35
MALAYSIA	376.737.000	345.599.000	-8,27	158.226.482	256.132.168	61,88
AUSTRALIA	1.904.059.000	1.792.921.478	-5,84	930.581.819	1.551.007.413	66,67
NEW ZEALAND	88.673.000	249.568.000	181,45	46.600.175	218.476.016	368,83
UNITED STATES	481.238.000	468.119.000	-2,73	215.059.470	371.705.640	72,84
CANADA	12.000	0	-100,00	40	0	-100,00
NETHERLANDS	0	46.914.000	-	0	39.295.687	-
FRANCE	64.000	0	-100,00	8.000	0	-100,00
ITALY	0	46.706.000	-	0	36.433.097	-
HASIL MINYAK	4.239.834.526	4.497.460.594	6,08	1.818.622.583	2.556.498.888	40,57
JAPAN	2.153.499.801	2.142.162.956	-0,53	865.966.728	1.235.010.177	42,62
HONG KONG	2.215	7.140	222,35	2.743	12.005	337,66
KOREA, REPUBLIC OF	347.669.745	348.933.385	0,36	144.957.509	196.039.805	35,24
TAIWAN	110.058.496	120.226.543	9,24	51.773.464	27.013.285	-47,82
CHINA	335.939.350	376.023.173	11,93	124.363.458	187.344.195	50,64
PAPUA NEW GUINEA	30.535	0	-100,00	44.263	0	-100,00
THAILAND	52.567.243	26.180.127	-50,20	35.061.158	23.503.430	-32,96
SINGAPORE	1.051.100.901	1.088.377.578	3,55	524.089.116	692.624.807	32,16
PHILIPPINES	1.142.213	1.685.413	47,56	1.055.566	1.736.054	64,47
MALAYSIA	103.939.430	133.472.613	28,41	40.929.463	77.387.299	89,07
MYANMAR (FORM. BURMA)	507.019	1.298.064	156,02	475.322	1.800.998	278,90
VIET NAM	155.814	86.621	-44,41	184.151	125.039	-32,10
MALDIVES	1.539	3.842	149,64	426	4.981	1.069,25
INDIA	80.000.832	241.744.137	202,18	27.352.424	94.045.785	243,83
PAKISTAN	526.731	3.650.087	592,97	627.739	4.921.156	683,95
BANGLADESH	499.557	110.710	-77,84	380.944	146.920	-61,43
SRI LANKA	0	25.054	-	0	550	-
IRAN (ISLAMIC REPUBLIC OF)	0	179.950	-	0	63.000	-
SAUDI ARABIA	16.154	0	-100,00	21.469	0	-100,00
SYRIA ARAB REPUBLIC	16.660	0	-100,00	17.826	0	-100,00
UNITED ARAB EMIRATES	0	933.280	-	0	1.034.555	-
QATAR	0	2.500.000	-	0	2.522.500	-
SOUTH AFRICA	3	196.520	6.550.566,67	10	300.760	3.007.500,00
AUSTRALIA	34.806	94.212	170,68	30.760	134.240	336,41
NEW ZEALAND	123.069	186.199	51,30	152.396	249.734	63,87
FIJI	0	45.910	-	0	108.796	-
EAST TIMOR	1.397.241	1.390.975	-0,45	579.432	1.229.227	112,14
UNITED STATES	197.545	26.000	-86,84	72.248	10.000	-86,16
GUATEMALA	0	16.660	-	0	27.220	-
DOMINICAN REPUBLIC	16.660	0	-100,00	19.909	0	-100,00
UNITED KINGDOM	3.003	502	-83,28	32	3.894	12.068,75
NETHERLANDS	0	5.000.250	-	0	5.875.016	-
GERMANY, FED. REP. OF	8	0	-100,00	5	0	-100,00
BELGIUM	0	2.100.575	-	0	2.139.140	-
FINLAND	32.636	340.954	944,72	37.818	473.382	1.151,74
UKRAINE	33.320	16.660	-50,00	39.180	18.243	-53,44
RUSSIA FEDERATION	322.000	444.504	38,04	387.024	592.695	53,14
GAS ALAM	14.062.757.142	13.802.567.063	-1,85	6.098.016.897	9.496.167.938	55,73
JAPAN	9.390.395.266	9.385.156.574	-0,06	3.653.831.695	5.621.001.862	53,84
KOREA, REPUBLIC OF	2.517.575.676	2.427.518.833	-3,58	1.304.656.088	2.086.597.184	59,93
CHINA	2.121.732.545	1.944.069.615	-8,37	1.115.117.482	1.738.928.124	55,94
THAILAND	33.053.655	45.761.692	38,45	24.411.632	49.586.065	103,12
SINGAPORE	0	1.249	-	0	219	-
MALAYSIA	0	4.100	-	0	4.471	-
EAST TIMOR	0	55.000	-	0	50.013	-
KARET ALAM	6.224.869	7.096.765	14,01	8.726.670	12.145.302	39,17
JAPAN	176.340	160.002	-9,27	829.598	774.421	-6,65
HONG KONG	374.379	841.880	124,87	558.240	1.319.207	136,32
KOREA, REPUBLIC OF	48.034	360.468	650,44	29.755	876.452	2.845,56
CHINA	1.723.080	3.528.988	104,81	2.261.975	5.859.637	159,05
SINGAPORE	571.987	608.054	6,31	292.772	306.951	4,84
MALAYSIA	27	25.000	92.492,59	315	33.726	10.606,67
TURKEY	294.780	744.990	152,73	380.635	1.289.033	238,65
UNITED ARAB EMIRATES	0	12.347	-	0	42.261	-
SOUTH AFRICA	0	60.480	-	0	191.084	-
NEW ZEALAND	0	9.750	-	0	13.503	-
UNITED STATES	2.166.812	162	-99,99	2.776.346	17.982	-99,35
BRAZIL	180.964	86.070	-52,44	301.904	158.369	-47,54
MARTINIQUE	92	0	-100,00	157	0	-100,00

TABEL 5. PERKEMBANGAN EKSPOR INDONESIA MENURUT KOMODITI DAN NEGARA TUJUAN

JENIS BARANG	BERAT BERSIH (KG)		PERUB	NILAI FOB (US \$)		PERUB
	JAN-AGT 2007	JAN-AGT 2008	%	JAN-AGT 2007	JAN-AGT 2008	%
	(1)	(2)	(3)	(4)	(5)	(6)
UNITED KINGDOM	40.320	0	-100,00	60.682	0	-100,00
NETHERLANDS	173.748	0	-100,00	455.551	0	-100,00
FRANCE	23	0	-100,00	44	0	-100,00
GERMANY, FED. REP. OF	182.153	553.130	203,66	274.826	1.064.298	287,26
DENMARK	0	63	-	0	10.800	-
FINLAND	600	0	-100,00	594	0	-100,00
ITALY	291.530	105.380	-63,85	503.276	187.576	-62,73
GREECE	0	1	-	0	2	-
KOPI	173.677.662	302.899.649	74,40	347.342.948	656.590.651	89,03
JAPAN	31.136.863	33.666.942	8,13	60.944.526	80.771.910	32,53
HONG KONG	738.366	720.951	-2,36	1.379.871	1.638.945	18,78
KOREA, REPUBLIC OF	365.385	300.578	-17,74	625.277	832.560	33,15
TAIWAN	2.679.297	1.617.244	-39,64	6.307.695	4.665.097	-26,04
CHINA	555.604	1.163.940	109,49	985.878	2.233.381	126,54
MACAU	18.000	0	-100,00	31.830	0	-100,00
PAPUA NEW GUINEA	0	1.124	-	0	1.541	-
THAILAND	39.600	0	-100,00	18.796	0	-100,00
SINGAPORE	9.537.839	4.854.631	-49,10	21.180.083	12.092.019	-42,91
PHILIPPINES	4.760.100	7.191.999	51,09	7.703.651	13.092.533	69,95
MALAYSIA	8.188.405	9.612.950	17,40	11.648.394	18.398.512	57,95
INDIA	3.630.680	8.874.239	144,42	4.837.394	15.771.780	226,04
PAKISTAN	0	5.099	-	0	18.707	-
IRAN (ISLAMIC REPUBLIC OF)	1.043.100	763.800	-26,78	1.774.683	1.712.667	-3,49
SAUDI ARABIA	17.500	21.000	20,00	43.750	56.700	29,60
ISRAEL	0	131.760	-	0	340.098	-
JORDAN	0	192.000	-	0	434.043	-
LEBANON	3.776	0	-100,00	7.800	0	-100,00
SYRIA ARAB REPUBLIC	0	96.000	-	0	218.549	-
UNITED ARAB EMIRATES	451.501	456.300	1,06	833.631	1.012.539	21,46
EGYPT	3.154.919	6.274.000	98,86	5.321.527	12.570.067	136,21
MOROCCO	3.402.000	4.121.400	21,15	5.567.681	8.146.757	46,32
ALGERIA	1.944.600	17.379.000	793,71	3.095.420	36.279.235	1.072,03
BURKINA FASO	0	17.999	-	0	54.600	-
SOUTH AFRICA	3.217.200	7.287.496	126,52	9.994.386	15.202.505	52,11
AUSTRALIA	2.320.037	6.771.084	191,85	4.696.200	14.487.304	208,49
NEW ZEALAND	254.684	306.632	20,40	744.722	1.101.963	47,97
AMERICAN SAMOA	13.451	0	-100,00	4.917	0	-100,00
FIJI	157	0	-100,00	664	0	-100,00
SOLOMON ISLANDS	0	686	-	0	1.614	-
TUVALU	0	7.604	-	0	12.413	-
UNITED STATES	37.268.677	42.329.240	13,58	94.528.908	115.887.496	22,59
CANADA	1.480.499	1.827.120	23,41	4.338.595	6.460.799	48,91
MEXICO	361.500	2.721.600	652,86	1.095.046	6.041.725	451,73
ARGENTINA	57.600	0	-100,00	68.544	0	-100,00
ECUADOR	604.800	2.152.800	255,95	946.368	4.003.549	323,04
UNITED KINGDOM	3.190.717	8.833.077	176,84	6.371.990	16.430.946	157,86
NETHERLANDS	462.180	1.329.240	187,60	1.313.960	3.576.996	172,23
FRANCE	1.020.083	2.843.400	178,74	1.652.762	5.639.189	241,20
GERMANY, FED. REP. OF	22.989.210	62.041.518	169,87	40.825.935	122.659.956	200,45
AUSTRIA	0	345.252	-	0	647.396	-
BELGIUM	2.657.340	21.775.854	719,46	4.853.241	42.795.388	781,79
SWITZERLAND	1.044.900	1.040.700	-0,40	1.690.362	2.202.953	30,32
DENMARK	483.740	345.760	-28,52	981.794	819.618	-16,52
NORWAY	90.000	90.000	0,00	220.793	289.950	31,32
SWEDEN	731.307	784.680	7,30	1.624.424	2.115.518	30,23
IRELAND	414.000	182.400	-55,94	1.142.025	628.860	-44,93
ITALY	7.927.739	19.793.570	149,67	13.714.157	40.418.957	194,72
SPAIN	638.400	1.526.800	139,16	1.036.538	3.144.171	203,33
PORTUGAL	1.291.920	916.100	-29,09	2.155.747	1.968.357	-8,69
ICELAND	0	18.000	-	0	64.600	-
GREECE	956.100	1.409.100	47,38	1.665.760	2.795.917	67,85
POLAND	2.442.648	976.800	-60,01	3.412.902	1.859.649	-45,51
ROMANIA	2.972.400	2.953.680	-0,63	4.308.535	5.562.727	29,11
BULGARIA	2.435.399	3.478.200	42,82	3.825.178	7.057.874	84,51
ARMENIA	285.000	137.700	-51,68	496.575	362.528	-26,99
UKRAINE	37.999	38.400	1,06	91.556	75.774	-17,24
LATVIA	130.200	162.000	24,42	215.142	270.648	25,80
ESTONIA	148.200	1.064.400	618,22	272.742	1.942.469	612,20
GEORGIA	3.464.040	5.767.400	66,49	5.355.743	11.331.132	111,57
CZECH REPUBLIC	168.000	609.000	262,50	273.210	1.031.197	277,44
RUSSIA FEDERATION	450.000	3.569.400	693,20	1.115.640	7.356.273	559,38
KAYU BULAT	45.546	2.131	-95,32	39.814	11.561	-70,96
JAPAN	20.141	465	-97,69	11.148	1.200	-89,24
KOREA, REPUBLIC OF	438	0	-100,00	1.308	0	-100,00
CHINA	3.072	0	-100,00	714	0	-100,00
THAILAND	8	0	-100,00	72	0	-100,00

TABEL 5. PERKEMBANGAN EKSPOR INDONESIA MENURUT KOMODITI DAN NEGARA TUJUAN

JENIS BARANG	BERAT BERSIH (KG)		PERUB	NILAI FOB (US \$)		PERUB
	JAN-AGT 2007	JAN-AGT 2008	%	JAN-AGT 2007	JAN-AGT 2008	%
	(1)	(2)	(3)	(4)	(5)	(6)
SINGAPORE	1.205	134	-88,88	10.703	1.925	-82,01
PHILIPPINES	10	0	-100,00	80	0	-100,00
VIET NAM	18	7	-61,11	268	55	-79,48
INDIA	9	0	-100,00	10	0	-100,00
UNITED ARAB EMIRATES	20.493	0	-100,00	10.001	0	-100,00
AUSTRALIA	0	1.525	-	0	8.381	-
UNITED STATES	4	0	-100,00	84	0	-100,00
UNITED KINGDOM	148	0	-100,00	5.426	0	-100,00
UDANG SEGAR/BEKU	91.302.317	99.575.357	9,06	627.396.092	693.817.801	10,59
JAPAN	26.515.525	26.376.545	-0,52	221.788.296	223.333.920	0,70
HONG KONG	4.207.674	2.567.225	-38,99	20.806.838	12.981.679	-37,61
KOREA, REPUBLIC OF	437.543	490.938	12,20	2.928.770	3.525.391	20,37
TAIWAN	1.154.916	1.677.430	45,24	2.124.785	5.028.369	136,65
CHINA	1.311.309	4.273.375	225,89	6.235.732	14.113.272	126,33
MACAU	539	9.392	1.642,49	2.875	9.600	233,91
THAILAND	66.055	141.539	114,27	671.806	895.262	33,26
SINGAPORE	1.858.776	1.352.654	-27,23	4.127.075	3.933.045	-4,70
PHILIPPINES	53.995	8.564	-84,14	254.753	72.936	-71,37
MALAYSIA	3.920.871	3.216.246	-17,97	5.161.093	3.862.457	-25,16
CAMBODIA	0	150	-	0	10	-
BRUNEI DARUSSALAM	0	5.486	-	0	68.225	-
VIET NAM	306.850	453.020	47,64	2.903.010	4.428.206	52,54
MALDIVES	4	0	-100,00	18	0	-100,00
INDIA	10.798	0	-100,00	69.985	0	-100,00
PAKISTAN	0	25	-	0	32	-
SRI LANKA	13.168	0	-100,00	9.869	0	-100,00
KUWAIT	240	151	-37,08	4.944	147	-97,03
JORDAN	0	97	-	0	245	-
LEBANON	0	31.826	-	0	88.707	-
SYRIA ARAB REPUBLIC	0	101	-	0	977	-
TURKEY	79.700	45.582	-42,81	137.641	89.318	-35,11
UNITED ARAB EMIRATES	46.801	246.833	427,41	333.761	976.466	192,56
CYPRUS	49.384	36.489	-26,11	359.092	288.601	-19,63
EGYPT	442.510	431.047	-2,59	2.587.379	2.710.132	4,74
REUNION	175.732	183.335	4,33	1.315.527	1.657.710	26,01
SOUTH AFRICA	12.623	1.453	-88,49	53.333	3.157	-94,08
MAURITIUS	76.772	50.929	-33,66	497.854	319.244	-35,88
AUSTRALIA	465.641	315.889	-32,16	3.278.567	1.829.846	-44,19
NEW ZEALAND	65.853	34.347	-47,84	321.626	169.064	-47,43
GUAM	0	660	-	0	21.545	-
AMERICAN SAMOA	0	5	-	0	5	-
EAST TIMOR	392	0	-100,00	1.110	0	-100,00
UNITED STATES	32.572.625	42.674.110	31,01	244.401.013	315.934.106	29,27
CANADA	331.813	278.702	-16,01	2.059.800	1.473.191	-28,48
VENEZUELA	0	75	-	0	60	-
BRAZIL	0	269	-	0	246	-
PERU	16.634	269	-98,38	88.716	644	-99,27
TRINIDAD AND TOBAGO	0	16.798	-	0	112.030	-
PUERTO RICO	518.016	685.813	32,39	2.847.289	4.520.206	58,75
DOMINICAN REPUBLIC	0	16.329	-	0	109.920	-
NETHERLANDS ANTILLES	17.990	0	-100,00	137.851	0	-100,00
UNITED KINGDOM	5.254.294	4.242.577	-19,26	32.979.394	28.666.519	-13,08
NETHERLANDS	445.578	765.483	71,80	2.870.152	4.534.269	57,98
FRANCE	508.696	286.806	-43,62	3.080.698	1.942.143	-36,96
GERMANY, FED. REP. OF	951.574	1.272.436	33,72	6.332.918	9.076.810	43,33
AUSTRIA	0	444	-	0	1.399	-
BELGIUM	7.528.255	5.468.762	-27,36	46.368.945	37.202.036	-19,77
SWITZERLAND	111.183	75.042	-32,51	808.032	494.447	-38,81
DENMARK	185.863	152.335	-18,04	1.224.567	1.050.485	-14,22
NORWAY	0	1.689	-	0	3.935	-
SWEDEN	155.755	73.450	-52,84	1.339.524	624.932	-53,35
FINLAND	0	17.400	-	0	243.825	-
IRELAND	0	15.375	-	0	244.715	-
ITALY	890.807	1.209.146	35,74	3.424.535	4.507.785	31,63
SPAIN	120.500	150.667	25,03	870.001	1.178.777	35,49
PORTUGAL	60.000	27.440	-54,27	175.800	82.836	-52,88
GREECE	7.200	11.933	65,74	73.678	67.367	-8,57
HUNGARY	0	1.534	-	0	2.119	-
POLAND	0	479	-	0	652	-
UKRAINE	8.901	27.199	205,57	90.891	177.292	95,06
LITHUANIA	42.030	666	-98,42	345.121	1.492	-99,57
LATVIA	86.468	0	-100,00	493.746	0	-100,00
GEORGIA	90.936	0	-100,00	543.337	0	-100,00
CROATIA	0	427	-	0	693	-
RUSSIA FEDERATION	123.528	150.369	21,73	864.345	1.155.302	33,66
TEH	31.965.203	58.259.536	82,26	42.830.652	84.511.353	97,32

TABEL 5. PERKEMBANGAN EKSPOR INDONESIA MENURUT KOMODITI DAN NEGARA TUJUAN

JENIS BARANG	BERAT BERSIH (KG)		PERUB	NILAI FOB (US \$)		PERUB
	JAN-AGT 2007	JAN-AGT 2008	%	JAN-AGT 2007	JAN-AGT 2008	%
(1)	(2)	(3)	(4)	(5)	(6)	(7)
JAPAN	177.196	715.441	303,76	313.738	1.129.204	259,92
HONG KONG	2.600	79.005	2.938,65	7.967	36.494	358,06
KOREA, REPUBLIC OF	10.617	12.288	15,74	17.221	21.051	22,24
TAIWAN	147.682	567.376	284,19	238.010	637.427	167,82
CHINA	85.130	270.060	217,23	80.932	308.802	281,56
THAILAND	98	0	-100,00	697	0	-100,00
SINGAPORE	364.815	365.091	0,08	466.318	531.517	13,98
PHILIPPINES	74	0	-100,00	560	0	-100,00
MALAYSIA	3.919.875	5.110.357	30,37	4.491.058	7.268.210	61,84
BRUNEI DARUSSALAM	0	3.893	-	0	4.645	-
VIET NAM	0	12.000	-	0	23.880	-
MALDIVES	0	154	-	0	409	-
INDIA	659.256	2.569.330	289,73	827.002	3.166.726	282,92
PAKISTAN	4.915.795	9.072.144	84,55	8.294.659	15.570.217	87,71
SRI LANKA	164.691	248.740	51,03	224.115	411.915	83,80
AFGHANISTAN	323.113	378.555	17,16	434.062	515.531	18,77
IRAN (ISLAMIC REPUBLIC OF)	66.000	0	-100,00	87.962	0	-100,00
SAUDI ARABIA	137.765	216.952	57,48	116.898	320.304	174,00
ISRAEL	0	241.840	-	0	326.440	-
KUWAIT	11	0	-100,00	10	0	-100,00
JORDAN	18.480	19.400	4,98	26.265	29.356	11,77
SYRIA ARAB REPUBLIC	0	8.000	-	0	15.040	-
TURKEY	31.600	358.120	1.033,29	40.865	586.310	1.334,75
UNITED ARAB EMIRATES	1.225.012	3.323.374	171,29	1.267.217	4.510.535	255,94
EGYPT	293.440	937.500	219,49	371.515	1.486.722	300,18
SOMALIA	0	18.100	-	0	10.498	-
KENYA	60.250	256.000	324,90	36.749	176.040	379,03
NIGERIA	24.200	0	-100,00	36.640	0	-100,00
UGANDA	45	0	-100,00	422	0	-100,00
DJIBOUTI	81.900	245.534	199,80	48.714	169.408	247,76
SOUTH AFRICA	216.000	274.680	27,17	386.356	613.978	58,92
AUSTRALIA	140.519	403.946	187,47	255.707	631.750	147,06
NEW ZEALAND	441.939	383.083	-13,32	468.352	425.044	-9,25
VANUATU	0	113	-	0	171	-
FIJI	22.000	75.060	241,18	28.020	104.704	273,68
SAMOA	0	3.350	-	0	5.050	-
EAST TIMOR	39.410	0	-100,00	49.536	0	-100,00
UNITED STATES	2.778.716	3.903.542	40,48	4.155.430	5.587.754	34,47
CANADA	246.908	411.684	66,74	335.728	569.371	69,59
GUATEMALA	21.200	0	-100,00	26.203	0	-100,00
SURINAME	180	0	-100,00	88	0	-100,00
CHILE	72.402	307.210	324,31	98.133	506.667	416,31
UNITED KINGDOM	3.791.348	5.828.159	53,72	4.952.907	8.340.667	68,40
NETHERLANDS	1.372.028	2.517.359	83,48	1.681.179	3.715.221	120,99
FRANCE	0	20.111	-	0	54.064	-
GERMANY, FED. REP. OF	3.515.491	5.569.821	58,44	4.085.777	6.780.256	65,95
SWITZERLAND	0	327	-	0	755	-
DENMARK	0	47.000	-	0	86.556	-
SWEDEN	10.700	10.400	-2,80	12.798	10.483	-18,09
FINLAND	71.000	0	-100,00	89.740	0	-100,00
IRELAND	37.200	0	-100,00	50.620	0	-100,00
ITALY	18.001	22.571	25,39	26.180	46.709	78,41
SPAIN	7.003	0	-100,00	12.706	0	-100,00
POLAND	889.403	2.316.836	160,49	1.012.442	3.942.440	289,40
KAZAKHSTAN	0	118.500	-	0	171.059	-
KYRGYZSTAN	0	83.955	-	0	152.772	-
UKRAINE	581.850	467.562	-19,64	784.570	629.855	-19,72
UZBEKISTAN	0	76.800	-	0	138.744	-
LATVIA	46.137	98.448	113,38	72.329	166.041	129,56
CZECH REPUBLIC	0	1.921	-	0	17.981	-
RUSSIA FEDERATION	4.936.123	10.287.844	108,42	6.816.255	14.556.580	113,56
-LADA HITAM	9.975.018	27.583.705	176,53	25.767.645	82.694.497	220,92
JAPAN	179.755	321.819	79,03	550.019	1.338.554	143,37
HONG KONG	31.000	62.478	101,54	84.560	211.691	150,34
KOREA, REPUBLIC OF	172.506	193.000	11,88	582.735	700.345	20,18
TAIWAN	131.950	92.000	-30,28	262.150	165.150	-37,00
CHINA	0	30.000	-	0	108.995	-
SINGAPORE	557.644	1.344.947	141,18	995.125	3.745.992	276,43
PHILIPPINES	5.386	139.165	2.483,83	6.475	34.183	427,92
MALAYSIA	72.387	26.731	-63,07	153.486	87.283	-43,13
NEPAL	0	140.400	-	0	481.409	-
VIET NAM	329.299	2.158.330	555,43	975.828	7.303.172	648,41
INDIA	587.533	3.464.500	489,67	1.135.945	11.613.011	922,32
PAKISTAN	29.881	60.000	100,80	74.261	201.150	170,87
KUWAIT	1.626	0	-100,00	3.500	0	-100,00
EGYPT	8.095	0	-100,00	4.000	0	-100,00
BENIN	0	19.050	-	0	55.245	-

TABEL 5. PERKEMBANGAN EKSPOR INDONESIA MENURUT KOMODITI DAN NEGARA TUJUAN

JENIS BARANG	BERAT BERSIH (KG)		PERUB	NILAI FOB (US \$)		PERUB
	JAN-AGT 2007	JAN-AGT 2008	%	JAN-AGT 2007	JAN-AGT 2008	%
(1)	(2)	(3)	(4)	(5)	(6)	(7)
NIGER	40.000	0	-100,00	97.800	0	-100,00
SOUTH AFRICA	35.938	28.657	-20,26	52.850	13.378	-74,69
AUSTRALIA	56.465	254.791	351,24	157.352	987.412	527,52
UNITED STATES	7.030.105	17.087.755	143,07	18.327.967	48.363.386	163,88
CANADA	138.058	105.072	-23,89	451.295	364.656	-19,20
DOMINICAN REPUBLIC	0	4.685	-	0	15.750	-
NETHERLANDS	150.705	772.000	412,26	449.274	2.730.566	507,77
FRANCE	100.950	515.277	410,43	305.833	1.766.976	477,76
GERMANY, FED. REP. OF	136.000	187.375	37,78	398.600	653.573	63,97
BELGIUM	0	3.054	-	0	7.375	-
ITALY	0	61.000	-	0	226.804	-
PORTUGAL	15.000	2.518	-83,21	42.950	5.263	-87,75
BULGARIA	0	34.949	-	0	82.163	-
UKRAINE	0	13.000	-	0	48.750	-
RUSSIA FEDERATION	164.735	461.152	179,94	655.640	1.382.265	110,83
-LADA PUTIH	9.070.485	12.409.607	36,81	38.489.486	58.378.785	51,67
JAPAN	615.316	945.090	53,59	2.647.076	4.666.876	76,30
HONG KONG	61.192	32.999	-46,07	254.625	175.150	-31,21
KOREA, REPUBLIC OF	51.057	16.765	-67,16	211.610	66.175	-68,73
TAIWAN	179.000	187.000	4,47	676.362	807.520	19,39
CHINA	0	34.000	-	0	177.750	-
SINGAPORE	2.455.243	2.399.040	-2,29	10.532.767	11.659.076	10,69
PHILIPPINES	12.590	9.322	-25,96	16.529	25.030	51,43
MALAYSIA	235.951	245.031	3,85	921.871	1.207.900	31,03
NEPAL	8.000	0	-100,00	41.405	0	-100,00
VIET NAM	263.316	700.000	165,84	1.126.044	3.434.768	205,03
INDIA	223.254	583.355	161,30	950.986	2.780.637	192,40
PAKISTAN	0	3.688	-	0	9.029	-
SAUDI ARABIA	17.000	0	-100,00	84.150	0	-100,00
KUWAIT	929	0	-100,00	2.000	0	-100,00
MOROCCO	4.845	0	-100,00	9.765	0	-100,00
NIGERIA	100	633	533,00	700	4.900	600,00
SOUTH AFRICA	49.000	449.000	816,33	170.550	1.103.848	547,23
AUSTRALIA	77.000	185.000	140,26	376.155	966.944	157,06
EAST TIMOR	4	0	-100,00	8	0	-100,00
UNITED STATES	1.878.000	2.939.000	56,50	8.360.073	14.687.809	75,69
CANADA	16.000	75.101	369,38	76.800	389.156	406,71
DOMINICAN REPUBLIC	10.042	19.511	94,29	27.800	68.370	145,94
UNITED KINGDOM	30.000	115.000	283,33	138.575	342.140	146,90
NETHERLANDS	1.251.642	1.506.000	20,32	5.036.821	7.390.981	46,74
FRANCE	0	100.000	-	0	530.560	-
GERMANY, FED. REP. OF	1.415.000	1.426.502	0,81	6.087.089	5.919.850	-2,75
BELGIUM	153.000	272.000	77,78	491.100	1.257.236	156,00
DENMARK	0	15.000	-	0	75.000	-
ITALY	0	66.000	-	0	228.837	-
SPAIN	0	49.000	-	0	256.330	-
PORTUGAL	22.004	20.570	-6,52	53.600	83.288	55,39
POLAND	41.000	0	-100,00	195.025	0	-100,00
BULGARIA	0	15.000	-	0	63.625	-
-KAYU MANIS DAN BUNGANYA	26.499.403	19.503.922	-26,40	18.936.644	17.053.827	-9,94
JAPAN	13.150	2.850	-78,33	17.074	4.451	-73,93
KOREA, REPUBLIC OF	50.658	148.734	193,60	49.081	116.589	137,54
TAIWAN	11.602	20.260	74,63	9.318	8.638	-7,30
CHINA	55.350	0	-100,00	42.660	0	-100,00
THAILAND	1.260.747	1.229.356	-2,49	890.869	1.183.787	32,88
SINGAPORE	613.713	467.024	-23,90	367.178	367.770	0,16
PHILIPPINES	540	574	6,30	1.087	1.443	32,75
MALAYSIA	754.744	973.004	28,92	474.408	869.340	83,25
VIET NAM	26.887	290.689	981,15	14.998	158.853	959,16
MALDIVES	0	830	-	0	1.600	-
INDIA	9.437.095	493.478	-94,77	6.235.933	436.427	-93,00
PAKISTAN	17.000	0	-100,00	11.050	0	-100,00
IRAN (ISLAMIC REPUBLIC OF)	64.000	0	-100,00	49.600	0	-100,00
SAUDI ARABIA	19.500	10.000	-48,72	10.400	9.690	-6,83
ISRAEL	0	171.680	-	0	120.309	-
JORDAN	48.000	15.747	-67,19	14.400	17.539	21,80
YEMEN	4.970	7.278	46,44	3.728	5.501	47,56
OMAN	0	12.450	-	0	6.583	-
SYRIA ARAB REPUBLIC	75.000	140.550	87,40	41.360	95.493	130,88
TURKEY	158.000	110.832	-29,85	82.101	47.352	-42,32
UNITED ARAB EMIRATES	609.469	380.518	-37,57	276.506	231.151	-16,40
EGYPT	200.726	78.089	-61,10	119.563	75.788	-36,61
LIBYAN ARAB JAMAHIRIYA	42.000	20.000	-52,38	17.550	18.400	4,84
MOROCCO	61.000	441.500	623,77	21.885	270.385	1.135,48
TUNISIA	57.950	40.000	-30,97	49.399	41.979	-15,02
ALGERIA	342.401	207.870	-39,29	201.256	202.335	0,54

TABEL 5. PERKEMBANGAN EKSPOR INDONESIA MENURUT KOMODITI DAN NEGARA TUJUAN

JENIS BARANG	BERAT BERSIH (KG)		PERUB	NILAI FOB (US \$)		PERUB
	JAN-AGT 2007	JAN-AGT 2008	%	JAN-AGT 2007	JAN-AGT 2008	%
(1)	(2)	(3)	(4)	(5)	(6)	(7)
REUNION	10.385	280	-97,30	5.816	133	-97,71
SOUTH AFRICA	57.999	99.529	71,60	37.725	85.240	125,95
MAURITIUS	21.748	6.009	-72,37	16.427	4.815	-70,69
AUSTRALIA	976	25.500	2.512,70	1.760	36.146	1.953,75
NEW ZEALAND	76	0	-100,00	844	0	-100,00
EAST TIMOR	29.000	0	-100,00	26.615	0	-100,00
UNITED STATES	7.218.172	7.791.541	7,94	6.250.532	7.110.416	13,76
CANADA	249.483	306.353	22,80	176.483	265.982	50,71
MEXICO	69.000	35.000	-49,28	40.405	22.750	-43,70
PANAMA	0	10.000	-	0	17.350	-
SURINAME	204	207	1,47	1.200	810	-32,50
VENEZUELA	131.159	342.985	161,50	87.775	308.628	251,61
ARGENTINA	0	73	-	0	202	-
BRAZIL	680.187	858.224	26,17	422.337	682.525	61,61
COLOMBIA	0	46.000	-	0	28.830	-
PUERTO RICO	9.500	0	-100,00	8.865	0	-100,00
DOMINICAN REPUBLIC	565.336	847.407	49,89	324.776	625.079	92,46
DOMINICA	36.000	72.000	100,00	6.480	17.280	166,67
UNITED KINGDOM	43.100	35.000	-18,79	39.608	23.645	-40,30
NETHERLANDS	1.320.913	1.259.395	-4,66	942.103	1.011.938	7,41
FRANCE	426.000	527.223	23,76	356.352	478.705	34,33
GERMANY, FED. REP. OF	584.799	697.493	19,27	452.351	727.612	60,85
AUSTRIA	0	46	-	0	144	-
BELGIUM	133.106	377.975	183,97	75.818	355.826	369,32
DENMARK	60.000	0	-100,00	30.745	0	-100,00
NORWAY	27.000	0	-100,00	23.487	0	-100,00
SWEDEN	23.001	14.558	-36,71	12.194	20.325	66,68
FINLAND	19.999	0	-100,00	12.353	0	-100,00
IRELAND	0	15.000	-	0	102.975	-
ITALY	92.788	72.920	-21,41	100.023	86.560	-13,46
SPAIN	103.800	97.000	-6,55	56.198	66.038	17,51
PORTUGAL	165.224	161.000	-2,56	112.278	196.566	75,07
GREECE	228.996	322.190	40,70	168.544	320.510	90,16
POLAND	129.300	99.681	-22,91	80.193	71.971	-10,25
ROMANIA	35.726	0	-100,00	17.139	0	-100,00
RUSSIA FEDERATION	101.924	120.020	17,75	47.814	93.423	95,39
-BIJI PALA & BUNGANYA DAN KAPU	12.844.586	11.917.932	-7,21	39.252.171	40.824.101	4,00
JAPAN	361.348	400.202	10,75	2.868.632	3.170.125	10,51
HONG KONG	24.576	2.568	-89,55	51.763	21.924	-57,65
KOREA, REPUBLIC OF	265.149	233.433	-11,96	348.754	378.947	8,66
TAIWAN	4.944	598	-87,90	5.403	1.503	-72,18
CHINA	28.018	36.477	30,19	10.372	77.824	650,33
THAILAND	81.172	140.916	73,60	346.696	727.505	109,84
SINGAPORE	787.847	788.112	0,03	3.514.325	4.406.818	25,40
PHILIPPINES	36.076	41.356	14,64	83.312	127.115	52,58
MALAYSIA	688.507	644.226	-6,43	1.577.482	1.811.856	14,86
MYANMAR (FORM. BURMA)	27.989	6.247	-77,68	79.623	21.106	-73,49
VIET NAM	4.807.911	4.165.615	-13,36	6.375.359	7.456.841	16,96
MALDIVES	0	121	-	0	163	-
INDIA	805.712	672.104	-16,58	2.627.279	2.586.855	-1,54
PAKISTAN	109.204	123.772	13,34	573.490	674.223	17,56
BANGLADESH	131.441	88.142	-32,94	660.308	458.354	-30,58
AFGHANISTAN	16.000	8.000	-50,00	110.400	64.000	-42,03
SAUDI ARABIA	51.212	425	-99,17	28.917	213	-99,26
ISRAEL	0	9.987	-	0	49.136	-
KUWAIT	799	0	-100,00	2.231	0	-100,00
JORDAN	0	3.275	-	0	8.115	-
LEBANON	14.999	0	-100,00	61.000	0	-100,00
YEMEN	0	3.146	-	0	9.778	-
UNITED ARAB EMIRATES	53.825	147.987	174,94	127.008	435.924	243,23
QATAR	585	0	-100,00	654	0	-100,00
EGYPT	0	14.445	-	0	51.421	-
MOROCCO	77.680	80.376	3,47	226.306	303.630	34,17
GHANA	30.000	29.999	0,00	152.500	166.800	9,38
NIGERIA	53.220	46.738	-12,18	152.663	171.800	12,54
BENIN	54.246	40.534	-25,28	15.150	12.111	-20,06
SOUTH AFRICA	69.000	0	-100,00	363.200	0	-100,00
AUSTRALIA	84.593	70.219	-16,99	249.259	270.805	8,64
UNITED STATES	586.096	869.570	48,37	2.102.042	2.918.783	38,85
CANADA	23.498	27.950	18,95	90.600	88.139	-2,72
MEXICO	0	11.821	-	0	8.827	-
CHILE	0	14.168	-	0	67.315	-
ARGENTINA	48.026	242.844	405,65	136.497	372.657	173,01
BRAZIL	14.000	31.040	121,71	39.200	145.474	271,11
DOMINICAN REPUBLIC	12.620	20.355	61,29	34.040	72.125	111,88
UNITED KINGDOM	4.765	2.488	-47,79	22.743	10.117	-55,52
NETHERLANDS	1.567.659	1.305.998	-16,69	6.744.437	5.361.234	-20,51

TABEL 5. PERKEMBANGAN EKSPOR INDONESIA MENURUT KOMODITI DAN NEGARA TUJUAN

JENIS BARANG	BERAT BERSIH (KG)		PERUB	NILAI FOB (US \$)		PERUB
	JAN-AGT 2007	JAN-AGT 2008	%	JAN-AGT 2007	JAN-AGT 2008	%
	(1)	(2)	(3)	(4)	(5)	(6)
FRANCE	84.947	39.179	-53,88	455.862	297.172	-34,81
GERMANY, FED. REP. OF	533.596	408.696	-23,41	2.694.993	2.212.068	-17,92
AUSTRIA	0	16	-	0	53	-
BELGIUM	746.891	550.941	-26,24	3.908.162	3.047.201	-22,03
SWITZERLAND	0	1	-	0	1	-
ITALY	335.010	324.722	-3,07	1.779.880	1.695.460	-4,74
SPAIN	100.009	117.475	17,46	316.914	604.405	90,72
PORTUGAL	15.000	0	-100,00	42.750	0	-100,00
UKRAINE	13.500	28.500	111,11	40.712	91.370	124,43
RUSSIA FEDERATION	92.916	123.148	32,54	231.253	366.808	58,62
-PANILI	130.140	92.916	-28,60	1.575.105	1.204.244	-23,55
JAPAN	620	281	-54,68	19.625	4.770	-75,69
HONG KONG	40	166	315,00	1.124	2.110	87,72
TAIWAN	320	45	-85,94	5.490	1.846	-66,38
CHINA	185	1.205	551,35	3.667	28.444	675,67
SINGAPORE	60	520	766,67	1.733	4.032	132,66
MALAYSIA	6.541	3.464	-47,04	30.830	10.213	-66,87
AUSTRALIA	336	502	49,40	7.797	11.415	46,40
UNITED STATES	107.401	67.790	-36,88	1.305.209	764.930	-41,39
CANADA	4.473	1	-99,98	20.000	2	-99,99
MEXICO	0	50	-	0	200	-
BRAZIL	1.398	0	-100,00	17.020	0	-100,00
DOMINICA	520	270	-48,08	18.157	8.120	-55,28
UNITED KINGDOM	2.712	2.675	-1,36	78.284	62.796	-19,78
NETHERLANDS	342	11.000	3.116,37	3.292	225.500	6.749,94
FRANCE	0	400	-	0	3.300	-
GERMANY, FED. REP. OF	4.255	4.547	6,86	50.906	76.566	50,41
SWITZERLAND	785	0	-100,00	5.923	0	-100,00
SWEDEN	152	0	-100,00	6.048	0	-100,00
-LAINNYA	9.079.553	14.142.752	55,76	15.147.039	15.362.532	1,42
JAPAN	216.618	288.962	33,40	285.876	380.054	32,94
HONG KONG	27.913	36.916	32,25	117.903	155.788	32,13
KOREA, REPUBLIC OF	73.351	23.863	-67,47	78.689	38.037	-51,66
TAIWAN	81.669	69.960	-14,34	153.535	211.589	37,81
CHINA	87.367	160.946	84,22	106.096	31.742	-70,08
THAILAND	35.409	58.448	65,07	143.326	155.882	8,76
SINGAPORE	1.666.992	885.138	-46,90	2.598.761	1.069.418	-58,85
PHILIPPINES	0	51.123	-	0	19.372	-
MALAYSIA	678.364	1.916.671	182,54	735.252	1.310.626	78,26
MYANMAR (FORM. BURMA)	7.490	6.738	-10,04	1.397	22.763	1.529,42
BRUNEI DARUSSALAM	6.967	29.574	324,49	236.752	59.098	-75,04
NEPAL	40.500	45.558	12,49	64.448	51.066	-20,76
VIET NAM	1.245.707	1.153.605	-7,39	1.446.113	1.379.619	-4,60
MALDIVES	0	21	-	0	86	-
INDIA	1.834.294	1.900.355	3,60	2.256.092	3.314.290	46,90
PAKISTAN	134.026	473.231	253,09	275.492	236.869	-14,02
BANGLADESH	344.803	4.474.876	1.197,81	440.519	1.674.396	280,10
SAUDI ARABIA	1.039.721	548.778	-47,22	2.589.751	920.163	-64,47
ISRAEL	0	10.000	-	0	2.300	-
KUWAIT	24.461	0	-100,00	69.053	0	-100,00
JORDAN	10.000	37.160	271,60	2.200	32.820	1.391,82
LEBANON	8.500	0	-100,00	2.508	0	-100,00
YEMEN	36.048	18.114	-49,75	91.740	53.325	-41,87
SYRIA ARAB REPUBLIC	57.899	172.050	197,16	32.285	45.035	39,49
TURKEY	11.500	0	-100,00	39.836	0	-100,00
UNITED ARAB EMIRATES	240.076	372.022	54,96	192.289	246.505	28,20
QATAR	2.872	0	-100,00	2.732	0	-100,00
BAHRAIN	1.260	8.000	534,92	393	1.200	205,34
EGYPT	205.399	283.291	37,92	90.570	168.187	85,70
MOROCCO	14.000	0	-100,00	12.350	0	-100,00
TANZANIA, UNITED REPUBLIC OF	0	45	-	0	10	-
TOGO	0	24.143	-	0	86.195	-
NIGERIA	26.190	0	-100,00	40.410	0	-100,00
BENIN	48.000	0	-100,00	31.800	0	-100,00
SOUTH AFRICA	9.890	66.520	572,60	5.716	22.338	290,80
AUSTRALIA	102.084	41.080	-59,76	333.091	140.891	-57,70
NEW ZEALAND	5.520	4.020	-27,17	32.400	33.412	3,12
MICRONESIA, FEDERATED STATES (0	94	-	0	154	-
UNITED STATES	369.823	448.892	21,38	1.415.791	1.823.771	28,82
CANADA	9.098	12.092	32,91	6.257	13.112	109,56
MEXICO	26.050	4.178	-83,96	6.926	3.120	-54,95
ARGENTINA	430	338	-21,40	919	640	-30,36
BRAZIL	31.749	42.000	32,29	188.996	202.008	6,88
UNITED KINGDOM	4.733	33.028	597,82	22.594	129.070	471,26
NETHERLANDS	164.982	246.298	49,29	466.778	309.945	-33,60
FRANCE	50.391	70.083	39,08	360.093	563.706	56,54

TABEL 5. PERKEMBANGAN EKSPOR INDONESIA MENURUT KOMODITI DAN NEGARA TUJUAN

JENIS BARANG	BERAT BERSIH (KG)		PERUB	NILAI FOB (US \$)		PERUB
	JAN-AGT 2007	JAN-AGT 2008	%	JAN-AGT 2007	JAN-AGT 2008	%
(1)	(2)	(3)	(4)	(5)	(6)	(7)
GERMANY, FED. REP. OF	53.713	26.027	-51,54	147.815	25.901	-82,48
AUSTRIA	170	143	-15,88	124	453	265,32
BELGIUM	30.200	25.013	-17,18	8.200	20.262	147,10
SWITZERLAND	0	809	-	0	2.838	-
SWEDEN	2	0	-100,00	7	0	-100,00
ITALY	108	319	195,37	315	1.025	225,40
SPAIN	7.079	46.521	557,17	4.469	376.688	8.328,91
PORTUGAL	0	1.441	-	0	3.013	-
GREECE	2	3	50,00	5	9	80,00
POLAND	0	11.533	-	0	5.353	-
UKRAINE	6.000	8.050	34,17	8.086	16.076	98,81
LATVIA	0	4.674	-	0	2.283	-
CROATIA	0	8	-	0	29	-
RUSSIA FEDERATION	133	0	-100,00	289	0	-100,00
TEBAKAU	16.509.794	19.500.192	18,11	37.021.022	48.513.017	31,04
JAPAN	59.447	20.380	-65,72	125.142	41.595	-66,76
CHINA	158.060	343.855	117,55	673.280	2.172.382	222,66
SINGAPORE	94.142	6.067	-93,56	114.371	6.589	-94,24
PHILIPPINES	898.962	1.327.114	47,63	1.038.108	2.859.373	175,44
MALAYSIA	737.152	1.083.447	46,98	675.357	2.879.127	326,31
CAMBODIA	0	4.800	-	0	3.600	-
VIET NAM	645.976	399.968	-38,08	737.334	353.620	-52,04
PAKISTAN	403	0	-100,00	705	0	-100,00
SRI LANKA	307.515	343.310	11,64	4.183.093	5.302.277	26,75
YEMEN	0	9	-	0	60	-
UNITED ARAB EMIRATES	0	267.000	-	0	620.010	-
EGYPT	352.711	1.460.226	314,00	376.468	2.694.127	615,63
TUNISIA	0	319.800	-	0	609.696	-
ALGERIA	58	0	-100,00	30	0	-100,00
SOUTH AFRICA	60.000	417.199	595,33	40.000	924.262	2.210,66
AUSTRALIA	0	76.800	-	0	449.280	-
UNITED STATES	2.271.968	3.400.231	49,66	3.133.410	4.734.508	51,10
HONDURAS	23.704	100.629	324,52	250.980	457.393	82,24
NICARAGUA	18.060	235.220	1.202,44	39.937	871.956	2.083,33
ARGENTINA	200	0	-100,00	1.817	0	-100,00
BRAZIL	0	5	-	0	7	-
URUGUAY	600	0	-100,00	630	0	-100,00
PARAGUAY	160.000	136.620	-14,61	132.000	351.987	166,66
PUERTO RICO	593.995	486.337	-18,12	1.024.149	974.380	-4,86
DOMINICAN REPUBLIC	96.540	269.916	179,59	823.474	2.385.813	189,73
UNITED KINGDOM	249.840	368.377	47,45	139.500	570.739	309,13
NETHERLANDS	762.478	645.643	-15,32	1.908.092	1.861.481	-2,44
FRANCE	669.900	271.638	-59,45	966.724	638.999	-33,90
GERMANY, FED. REP. OF	1.849.304	497.234	-73,11	8.524.462	4.013.785	-52,91
BELGIUM	2.164.242	3.131.819	44,71	6.974.189	9.072.832	30,09
SWITZERLAND	15.876	62.940	296,45	82.783	242.796	193,29
DENMARK	84.218	0	-100,00	447.232	0	-100,00
NORWAY	59.539	0	-100,00	179.213	0	-100,00
IRELAND	176.219	0	-100,00	433.224	0	-100,00
ITALY	165.317	72.377	-56,22	341.945	166.218	-51,39
SPAIN	273.459	314.063	14,85	1.263.502	656.878	-48,01
PORTUGAL	500	0	-100,00	4.180	0	-100,00
POLAND	37.272	0	-100,00	55.216	0	-100,00
UKRAINE	307.847	272.520	-11,48	211.040	254.576	20,63
LITHUANIA	0	80.179	-	0	58.122	-
LATVIA	208.075	60.000	-71,16	50.111	43.200	-13,79
RUSSIA FEDERATION	3.006.215	3.024.469	0,61	2.069.324	2.241.349	8,31
BIJI COKLAT	259.127.869	249.945.290	-3,54	402.396.719	551.587.500	37,08
JAPAN	403.500	288.475	-28,51	823.034	768.279	-6,65
HONG KONG	0	18.000	-	0	2.376	-
KOREA, REPUBLIC OF	0	3	-	0	17	-
TAIWAN	20.010	1.258	-93,71	1.921	2.387	24,26
CHINA	11.507.112	12.001.535	4,30	17.794.580	26.228.141	47,39
THAILAND	4.452.990	5.472.477	22,89	4.560.705	11.339.915	148,64
SINGAPORE	28.483.904	30.049.380	5,50	46.714.855	70.516.897	50,95
PHILIPPINES	92.880	0	-100,00	4.515	0	-100,00
MALAYSIA	132.233.125	151.363.438	14,47	204.505.928	326.967.694	59,88
INDIA	29.000	650.000	2.141,38	16.030	1.341.274	8.267,27
SRI LANKA	0	45.000	-	0	132.800	-
SAUDI ARABIA	28.000	0	-100,00	25.050	0	-100,00
UNITED ARAB EMIRATES	15.000	1	-99,99	28.900	1	-100,00
EGYPT	90.000	0	-100,00	61.950	0	-100,00
AUSTRALIA	9.000	0	-100,00	97.099	0	-100,00
UNITED STATES	40.287.304	19.960.818	-50,45	58.967.280	47.943.752	-18,69
CANADA	0	9.000.000	-	0	16.942.213	-
MEXICO	4.000.000	25.000	-99,38	7.363.500	54.165	-99,26

TABEL 5. PERKEMBANGAN EKSPOR INDONESIA MENURUT KOMODITI DAN NEGARA TUJUAN

JENIS BARANG	BERAT BERSIH (KG)		PERUB	NILAI FOB (US \$)		PERUB
	JAN-AGT 2007	JAN-AGT 2008	%	JAN-AGT 2007	JAN-AGT 2008	%
	(1)	(2)	(3)	(4)	(5)	(6)
BRAZIL	20.484.020	20.417.590	-0,32	35.619.835	47.694.235	33,90
COLOMBIA	11.750.000	0	-100,00	16.885.500	0	-100,00
PERU	1.500.000	0	-100,00	2.143.700	0	-100,00
COSTA RICA	0	16.000	-	0	11.840	-
NETHERLANDS ANTILLES	12.500	0	-100,00	43.400	0	-100,00
UNITED KINGDOM	0	500	-	0	32	-
NETHERLANDS	568.313	100.069	-82,39	1.085.236	326.538	-69,91
FRANCE	8	61.706	771.225,00	15	101.882	679.113,33
GERMANY, FED. REP. OF	352.990	375.004	6,24	553.712	1.133.831	104,77
BELGIUM	2.190.755	0	-100,00	4.183.481	0	-100,00
DENMARK	0	4	-	0	11	-
SWEDEN	9	0	-100,00	221	0	-100,00
ITALY	12.449	32	-99,74	18.997	112	-99,41
SPAIN	405.000	99.000	-75,56	562.775	79.108	-85,94
POLAND	200.000	0	-100,00	334.500	0	-100,00
-IKAN TONGKOL/TUNA	37.775.928	50.494.355	33,67	88.216.652	105.266.221	19,33
JAPAN	11.444.485	10.547.970	-7,83	42.527.653	43.375.648	1,99
HONG KONG	2.334.456	2.238.615	-4,11	2.489.330	2.915.820	17,13
KOREA, REPUBLIC OF	727.772	1.089.212	49,66	2.222.256	1.998.865	-10,05
TAIWAN	1.357.964	1.812.658	33,48	1.124.549	2.543.542	126,18
CHINA	2.442.067	4.586.290	87,80	1.189.537	2.680.888	125,37
MACAU	99	0	-100,00	451	0	-100,00
THAILAND	7.246.470	15.352.617	111,86	7.356.126	19.506.819	165,18
SINGAPORE	2.233.708	1.196.585	-46,43	4.510.187	2.913.661	-35,40
PHILIPPINES	1.497.960	467.296	-68,80	581.433	305.129	-47,52
MALAYSIA	384.881	654.971	70,17	524.520	1.212.928	131,25
BRUNEI DARUSSALAM	25	0	-100,00	25	0	-100,00
VIET NAM	961.231	5.839.377	507,49	1.905.645	5.063.384	165,70
SRI LANKA	71.139	156.631	120,18	112.381	309.965	175,82
IRAN (ISLAMIC REPUBLIC OF)	27.825	0	-100,00	27.825	0	-100,00
SAUDI ARABIA	800	0	-100,00	8.275	0	-100,00
ISRAEL	0	215.841	-	0	381.819	-
KUWAIT	78.170	2.649	-96,61	90.151	21.829	-75,79
JORDAN	26.097	713	-97,27	32.487	8.190	-74,79
LEBANON	2.312	12.627	446,15	22.651	42.603	88,08
OMAN	0	52.000	-	0	57.450	-
UNITED ARAB EMIRATES	12.969	54.705	321,81	64.531	144.186	123,44
EGYPT	98.920	571.739	477,98	145.407	549.154	277,67
MOROCCO	201	0	-100,00	201	0	-100,00
KENYA	108	0	-100,00	129.600	0	-100,00
REUNION	0	12.000	-	0	54.960	-
SENEGAL	135.000	0	-100,00	127.690	0	-100,00
BENIN	26.530	0	-100,00	248.880	0	-100,00
SOUTH AFRICA	148.997	260.000	74,50	147.898	372.840	152,09
MAURITIUS	122.600	93.430	-23,79	132.240	277.935	110,17
AUSTRALIA	42.990	79.779	85,58	245.505	289.889	18,08
NEW ZEALAND	8.500	53.876	533,84	29.750	145.732	389,86
AMERICAN SAMOA	0	216.864	-	0	108.434	-
EAST TIMOR	57.365	0	-100,00	57.365	0	-100,00
UNITED STATES	3.914.977	3.568.959	-8,84	17.058.794	16.043.278	-5,95
CANADA	32.732	105.857	223,41	355.909	746.370	109,71
MEXICO	204.698	202.069	-1,28	1.641.887	1.175.970	-28,38
PANAMA	378.000	0	-100,00	333.610	0	-100,00
URUGUAY	192.752	0	-100,00	32.768	0	-100,00
TRINIDAD AND TOBAGO	612.000	0	-100,00	565.490	0	-100,00
UNITED KINGDOM	142.729	13.484	-90,55	384.043	44.380	-88,44
NETHERLANDS	426.744	357.952	-16,12	267.643	234.869	-12,25
FRANCE	0	15.898	-	0	50.202	-
GERMANY, FED. REP. OF	33.358	34.859	4,50	277.826	263.065	-5,31
AUSTRIA	11.280	11.691	3,64	12.120	11.691	-3,54
BELGIUM	137.642	152.594	10,86	401.044	380.036	-5,24
SWITZERLAND	500	0	-100,00	2.000	0	-100,00
MONACO	17.195	0	-100,00	70.752	0	-100,00
DENMARK	20.013	0	-100,00	25.463	0	-100,00
FINLAND	0	16.080	-	0	207.774	-
ITALY	0	264.942	-	0	467.802	-
GREECE	0	21.960	-	0	42.608	-
POLAND	48.000	0	-100,00	339.950	0	-100,00
UKRAINE	0	27.224	-	0	28.365	-
RUSSIA FEDERATION	111.667	132.341	18,51	392.804	288.141	-26,65
-UBUR-UBUR	3.401.061	5.576.055	63,95	6.999.318	10.507.041	50,12
JAPAN	509.449	1.230.033	141,44	1.816.260	3.242.535	78,53
HONG KONG	136.919	145.155	6,02	354.702	488.447	37,71
KOREA, REPUBLIC OF	374.496	448.907	19,87	658.447	870.249	32,17
TAIWAN	104.883	476.696	354,50	187.388	736.833	293,21
CHINA	456.587	202.016	-55,76	246.244	91.962	-62,65

TABEL 5. PERKEMBANGAN EKSPOR INDONESIA MENURUT KOMODITI DAN NEGARA TUJUAN

JENIS BARANG	BERAT BERSIH (KG)		PERUB	NILAI FOB (US \$)		PERUB
	JAN-AGT 2007	JAN-AGT 2008	%	JAN-AGT 2007	JAN-AGT 2008	%
(1)	(2)	(3)	(4)	(5)	(6)	(7)
MACAU	310	338	9,03	1.193	1.058	-11,32
THAILAND	2.623	44.977	1.614,72	7.813	34.995	347,91
SINGAPORE	41.972	89.830	114,02	137.423	118.695	-13,63
PHILIPPINES	375	0	-100,00	1.135	0	-100,00
MALAYSIA	26.373	157.402	496,83	79.765	136.919	71,65
VIET NAM	17.700	663.113	3.646,40	45.582	420.924	823,44
MALDIVES	230	0	-100,00	995	0	-100,00
INDIA	0	5.000	-	0	2.000	-
PAKISTAN	2.500	0	-100,00	4.885	0	-100,00
IRAN (ISLAMIC REPUBLIC OF)	1.890	369	-80,48	8.090	1.292	-84,03
SAUDI ARABIA	710	0	-100,00	6.604	0	-100,00
ISRAEL	0	6.816	-	0	25.241	-
KUWAIT	3.191	1.656	-48,10	5.398	2.859	-47,04
JORDAN	722	1.564	116,62	1.437	3.531	145,72
LEBANON	121	133	9,92	800	659	-17,63
SYRIA ARAB REPUBLIC	0	183	-	0	1.040	-
TURKEY	2.037	2.935	44,08	6.797	4.502	-33,76
UNITED ARAB EMIRATES	768	1.918	149,74	1.759	1.536	-12,68
CYPRUS	0	38	-	0	378	-
EGYPT	18	0	-100,00	151	0	-100,00
SOUTH AFRICA	124.769	145.744	16,81	363.236	437.242	20,37
MAURITIUS	309	129	-58,25	1.978	775	-60,82
AUSTRALIA	5.170	6.924	33,93	18.947	26.472	39,72
NEW ZEALAND	1.082	278	-74,31	2.352	569	-75,81
EAST TIMOR	2.890	0	-100,00	6.553	0	-100,00
UNITED STATES	704.254	980.737	39,26	1.350.242	2.151.834	59,37
CANADA	356.619	281.543	-21,05	757.523	647.626	-14,51
VENEZUELA	0	117	-	0	200	-
ARGENTINA	0	752	-	0	2.000	-
BRAZIL	0	2.642	-	0	1.629	-
PERU	154	314	103,90	300	722	140,67
DOMINICA	0	68	-	0	879	-
UNITED KINGDOM	89.560	95.021	6,10	116.380	124.414	6,90
NETHERLANDS	82.236	64.913	-21,06	268.456	106.625	-60,28
FRANCE	77.776	229.533	195,12	90.123	403.006	347,17
GERMANY, FED. REP. OF	117.267	108.182	-7,75	218.611	121.159	-44,58
AUSTRIA	4.171	5.789	38,79	10.950	10.196	-6,89
BELGIUM	15.127	48.827	222,78	44.179	125.376	183,79
SWITZERLAND	10.245	2.740	-73,26	15.401	4.258	-72,35
DENMARK	5.560	7.933	42,68	3.789	4.435	17,05
NORWAY	1.179	781	-33,76	3.532	1.132	-67,95
SWEDEN	4.876	5.807	19,09	5.769	7.033	21,91
FINLAND	847	0	-100,00	1.040	0	-100,00
IRELAND	34	0	-100,00	124	0	-100,00
ITALY	61.023	58.870	-3,53	69.064	84.041	21,69
SPAIN	11.326	6.387	-43,61	12.509	6.519	-47,89
PORTUGAL	2.668	3.358	25,86	2.967	3.375	13,75
GREECE	2.088	2.576	23,37	5.447	5.744	5,45
HUNGARY	3.383	3.498	3,40	4.777	5.892	23,34
POLAND	3.469	4.878	40,62	5.603	4.555	-18,70
ROMANIA	849	410	-51,71	2.158	856	-60,33
BULGARIA	0	22	-	0	125	-
UKRAINE	1.087	1.681	54,65	1.623	2.311	42,39
LITHUANIA	2.471	2.552	3,28	4.381	3.168	-27,69
ESTONIA	285	619	117,19	563	768	36,41
CROATIA	1.007	108	-89,28	1.335	1.335	0,00
MALTA	0	27	-	0	194	-
CZECH REPUBLIC	3.544	3.069	-13,40	10.148	6.079	-40,10
RUSSIA FEDERATION	19.862	20.147	1,43	26.390	18.842	-28,60
-KEPITING, KERANG-KERANGAN	39.421.190	35.475.576	-10,01	102.270.012	129.278.714	26,41
JAPAN	828.556	926.717	11,85	2.492.169	2.786.697	11,82
HONG KONG	4.025.174	3.386.351	-15,87	7.142.657	8.646.556	21,06
KOREA, REPUBLIC OF	2.257.242	2.371.563	5,06	3.880.675	5.912.203	52,35
TAIWAN	597.772	1.851.829	209,79	693.541	3.367.825	385,60
CHINA	8.422.477	2.041.886	-75,76	4.663.355	3.183.074	-31,74
MACAU	0	6.984	-	0	7.078	-
THAILAND	3.894.646	709.293	-81,79	4.237.958	1.218.053	-71,26
SINGAPORE	3.308.737	2.083.447	-37,03	4.700.065	5.026.506	6,95
PHILIPPINES	1.204	1.354	12,46	22.620	32.788	44,95
MALAYSIA	1.856.468	2.808.240	51,27	2.606.426	5.758.670	120,94
VIET NAM	780.925	6.231.667	697,99	1.008.195	4.955.997	391,57
INDIA	457.638	511.187	11,70	1.026.809	1.020.805	-0,58
SRI LANKA	0	55.020	-	0	32.557	-
SAUDI ARABIA	0	27.800	-	0	37.594	-
ISRAEL	0	91	-	0	530	-
TURKEY	44.713	34.029	-23,89	114.894	45.580	-60,33
UNITED ARAB EMIRATES	0	9.012	-	0	16.410	-

TABEL 5. PERKEMBANGAN EKSPOR INDONESIA MENURUT KOMODITI DAN NEGARA TUJUAN

JENIS BARANG	BERAT BERSIH (KG)		PERUB	NILAI FOB (US \$)		PERUB
	JAN-AGT 2007	JAN-AGT 2008	%	JAN-AGT 2007	JAN-AGT 2008	%
(1)	(2)	(3)	(4)	(5)	(6)	(7)
QATAR	1.000	0	-100,00	8.551	0	-100,00
CYPRUS	31.046	85.067	174,00	86.972	210.514	142,05
EGYPT	199.434	140.323	-29,64	248.494	170.660	-31,32
SUDAN	440	0	-100,00	880	0	-100,00
SENEGAL	78.543	0	-100,00	214.610	0	-100,00
GAMBIA	0	31.680	-	0	30.096	-
SOUTH AFRICA	0	16.105	-	0	31.300	-
MAURITIUS	25.000	44.692	78,77	7.800	121.149	1.453,19
AUSTRALIA	337.341	145.076	-56,99	950.918	986.160	3,71
NEW ZEALAND	0	45	-	0	222	-
UNITED STATES	6.320.277	5.022.552	-20,53	52.460.608	65.398.176	24,66
CANADA	255.482	164.066	-35,78	978.781	1.014.530	3,65
MEXICO	102.332	144.042	40,76	301.501	321.250	6,55
PANAMA	103.033	80.153	-22,21	260.696	243.946	-6,43
VENEZUELA	196	0	-100,00	72	0	-100,00
PUERTO RICO	338.375	143.343	-57,64	1.169.865	495.544	-57,64
DOMINICAN REPUBLIC	0	7.715	-	0	47.978	-
MARTINIQUE	13.074	10.431	-20,22	54.978	24.248	-55,90
UNITED KINGDOM	7.527	72.966	869,39	8.382	1.190.197	14.099,44
NETHERLANDS	252.284	221.340	-12,27	1.504.411	1.488.528	-1,06
FRANCE	120.555	66.638	-44,72	329.573	119.442	-63,76
GERMANY, FED. REP. OF	18.642	38.380	105,88	49.420	115.464	133,64
AUSTRIA	500	325	-35,00	1.200	720	-40,00
BELGIUM	75.773	104.280	37,62	214.584	213.638	-0,44
SWITZERLAND	0	935	-	0	895	-
DENMARK	7.794	15	-99,81	26.986	15	-99,94
NORWAY	699	0	-100,00	339	0	-100,00
SWEDEN	814	43	-94,72	1.628	250	-84,64
ITALY	3.610.791	4.694.719	30,02	8.349.002	11.707.761	40,23
SPAIN	474.460	475.064	0,13	1.027.644	1.357.630	32,11
PORTUGAL	315.546	321.835	1,99	830.967	892.342	7,39
GREECE	45.570	283.061	521,16	120.084	782.059	551,26
UKRAINE	24.960	0	-100,00	9.984	0	-100,00
LATVIA	4.227	0	-100,00	17.855	0	-100,00
CROATIA	100.028	18.278	-81,73	311.092	53.491	-82,81
MALTA	18.167	9.602	-47,15	51.754	23.775	-54,06
RUSSIA FEDERATION	61.728	76.335	23,66	81.017	187.811	131,82
-BEKICOT	2.412.686	2.277.097	-5,62	3.473.681	6.560.378	88,86
JAPAN	14.240	0	-100,00	43.700	0	-100,00
HONG KONG	171.832	745.753	334,00	343.443	3.829.735	1.015,10
KOREA, REPUBLIC OF	54.273	29.761	-45,16	142.660	78.215	-45,17
TAIWAN	799.583	889.157	11,20	963.556	1.090.014	13,12
CHINA	250.135	1.530	-99,39	104.595	6.120	-94,15
MACAU	0	4.308	-	0	4.368	-
THAILAND	0	9.160	-	0	7.610	-
SINGAPORE	447.609	64.385	-85,62	394.627	177.213	-55,09
MALAYSIA	64.212	26.615	-58,55	41.164	17.462	-57,58
SOUTH AFRICA	88.846	140.416	58,04	206.426	377.443	82,85
AUSTRALIA	8.579	0	-100,00	16.781	0	-100,00
UNITED STATES	85.966	34.998	-59,29	153.814	101.365	-34,10
CANADA	186.683	226.453	21,30	437.978	505.579	15,43
MEXICO	0	9.569	-	0	24.700	-
FRANCE	140.992	70.994	-49,65	459.049	253.854	-44,70
GERMANY, FED. REP. OF	21.339	0	-100,00	58.988	0	-100,00
BELGIUM	59.997	23.998	-60,00	94.900	86.700	-8,64
DENMARK	18.400	0	-100,00	12.000	0	-100,00
-IKAN LAINNYA	161.170.411	136.761.077	-15,15	165.578.117	199.907.069	20,73
JAPAN	7.711.748	10.289.510	33,43	30.214.646	32.802.985	8,57
HONG KONG	9.437.029	6.605.845	-30,00	22.812.335	20.452.907	-10,34
KOREA, REPUBLIC OF	6.290.103	6.452.424	2,58	11.863.849	10.026.187	-15,49
TAIWAN	14.190.324	9.547.021	-32,72	8.933.985	7.137.452	-20,11
CHINA	11.237.308	13.700.753	21,92	6.493.215	11.542.468	77,76
MACAU	349	4.171	1.095,13	3.600	12.555	248,75
PAPUA NEW GUINEA	20.000	0	-100,00	5.000	0	-100,00
THAILAND	46.492.649	18.058.844	-61,16	13.488.350	21.079.068	56,28
SINGAPORE	25.337.591	19.031.219	-24,89	25.755.712	27.596.706	7,15
PHILIPPINES	7.490.444	3.062.064	-59,12	2.595.564	1.434.178	-44,75
MALAYSIA	20.440.369	21.399.703	4,69	16.366.219	19.082.256	16,60
CAMBODIA	0	70	-	0	6.000	-
BRUNEI DARUSSALAM	2.773	1.135	-59,07	11.016	13.930	26,45
VIET NAM	2.608.966	14.040.710	438,17	3.280.984	12.015.823	266,23
INDIA	93.921	53.881	-42,63	62.140	78.803	26,82
PAKISTAN	0	113	-	0	120	-
BANGLADESH	0	3	-	0	7.000	-
SRI LANKA	336.280	214.373	-36,25	392.673	251.824	-35,87
IRAN (ISLAMIC REPUBLIC OF)	100	85.498	85.398,00	1.087	243.894	22.337,35

TABEL 5. PERKEMBANGAN EKSPOR INDONESIA MENURUT KOMODITI DAN NEGARA TUJUAN

JENIS BARANG	BERAT BERSIH (KG)		PERUB	NILAI FOB (US \$)		PERUB
	JAN-AGT 2007	JAN-AGT 2008	%	JAN-AGT 2007	JAN-AGT 2008	%
	(1)	(2)	(3)	(4)	(5)	(6)
SAUDI ARABIA	78.924	378.345	379,38	105.930	602.672	468,93
ISRAEL	0	551.791	-	0	1.401.151	-
KUWAIT	2.769	25.496	820,77	5.027	39.544	686,63
JORDAN	13.177	24.711	87,53	20.833	32.425	55,64
LEBANON	141.712	92.733	-34,56	131.458	85.277	-35,13
YEMEN	293	0	-100,00	388	0	-100,00
OMAN	104.000	0	-100,00	89.990	0	-100,00
SYRIA ARAB REPUBLIC	8.702	9.936	14,18	12.168	15.696	28,99
TURKEY	541	29	-94,64	1.894	400	-78,88
UNITED ARAB EMIRATES	277.746	407.174	46,60	422.747	768.218	81,72
QATAR	250	1.525	510,00	3.000	21.661	622,03
BAHRAIN	36.269	193	-99,47	79.271	835	-98,95
CYPRUS	902	1.841	104,10	6.612	9.868	49,24
EGYPT	264.689	533.391	101,52	211.378	550.852	160,60
MOROCCO	62	238	283,87	862	1.744	102,32
TUNISIA	0	25.000	-	0	34.800	-
ALGERIA	25.389	123.321	385,73	41.723	183.997	341,00
TANZANIA, UNITED REPUBLIC OF	0	15.500	-	0	19.200	-
REUNION	60.072	43.200	-28,09	296.040	208.440	-29,59
MOZAMBIQUE	146.080	334.126	128,73	178.620	433.985	142,97
TOGO	0	31.310	-	0	36.764	-
GHANA	285.500	1.176.000	311,91	255.178	1.083.978	324,79
CONGO	16.188	15.500	-4,25	18.175	18.000	-0,96
NIGERIA	0	31.000	-	0	25.600	-
SENEGAL	54.000	0	-100,00	53.020	0	-100,00
BENIN	0	15.500	-	0	18.200	-
SOUTH AFRICA	292.437	31.810	-89,12	336.040	54.171	-83,88
MAURITIUS	281.097	273.016	-2,87	347.201	369.725	6,49
AUSTRALIA	1.493.214	1.199.377	-19,68	2.902.734	2.983.894	2,80
NEW ZEALAND	41.620	63.247	51,96	34.910	100.256	187,18
MICRONESIA, FEDERATED STATES (0	27.000	-	0	5.400	-
GUAM	50.999	0	-100,00	66.790	0	-100,00
NEW CALEDONIA	0	14.290	-	0	15.147	-
AMERICAN SAMOA	0	209.309	-	0	143.671	-
FIJI	14.000	35.034	150,24	12.600	37.345	196,39
SAMOA	293.564	651.337	121,87	304.112	747.091	145,66
TONGA	0	55.785	-	0	67.086	-
EAST TIMOR	254	0	-100,00	1.978	0	-100,00
UNITED STATES	2.537.356	3.577.098	40,98	9.381.155	13.608.795	45,07
CANADA	59.226	69.601	17,52	232.841	389.287	67,19
MEXICO	106.579	390.308	266,21	143.151	1.848.112	1.191,02
PANAMA	248.180	180.938	-27,09	302.372	254.437	-15,85
SURINAME	0	68	-	0	128	-
VENEZUELA	392	668	70,41	1.922	2.859	48,75
ARGENTINA	37.967	875	-97,70	214.990	8.517	-96,04
BRAZIL	2.846	3.917	37,63	1.422	3.143	121,03
URUGUAY	236.628	105.011	-55,62	194.633	78.255	-59,79
PARAGUAY	150	300	100,00	450	2.233	396,22
PERU	1.087	911	-16,19	3.845	2.308	-39,97
TRINIDAD AND TOBAGO	162.000	0	-100,00	123.150	0	-100,00
PUERTO RICO	255.407	310.048	21,39	1.153.318	1.590.179	37,88
DOMINICAN REPUBLIC	105.775	183.424	73,41	411.187	781.540	90,07
FRENCH POLYNESIA	0	115.606	-	0	83.802	-
MARTINIQUE	44.643	8.838	-80,20	114.742	20.546	-82,09
NETHERLANDS ANTILLES	0	375	-	0	3.000	-
GUADELOUPE	0	17.999	-	0	50.000	-
UNITED KINGDOM	218.695	310.793	42,11	606.991	735.456	21,16
NETHERLANDS	151.819	334.717	120,47	285.901	528.441	84,83
FRANCE	215.133	288.695	34,19	554.944	591.101	6,52
GERMANY, FED. REP. OF	61.969	88.293	42,48	355.658	451.394	26,92
AUSTRIA	5.545	4.646	-16,21	28.899	30.842	6,72
BELGIUM	88.497	360.132	306,94	340.840	1.545.419	353,41
SWITZERLAND	4.454	5.507	23,64	18.096	30.869	70,58
DENMARK	11.123	36.762	230,50	34.262	59.651	74,10
NORWAY	1.133	4.995	340,86	3.561	8.238	131,34
SWEDEN	6.131	8.595	40,19	78.697	95.478	21,32
FINLAND	270	0	-100,00	458	0	-100,00
IRELAND	78	1.066	1.266,67	943	4.764	405,20
ITALY	243.467	212.290	-12,81	885.544	774.429	-12,55
SPAIN	91.238	109.316	19,81	597.344	264.867	-55,66
PORTUGAL	49.735	6.043	-87,85	143.586	17.500	-87,81
GREECE	5.389	38.060	606,25	16.206	100.867	522,41
DEMOCRATIC REPUBLIC OF THE CO	105.508	396.290	275,60	112.632	424.368	276,77
HUNGARY	5.469	6.518	19,18	14.870	16.624	11,80
POLAND	15.370	21.490	39,82	87.924	146.139	66,21
ROMANIA	790	679	-14,05	461	1.500	225,38
BULGARIA	0	30	-	0	177	-
YUGOSLAVIA	25.014	0	-100,00	37.397	0	-100,00

TABEL 5. PERKEMBANGAN EKSPOR INDONESIA MENURUT KOMODITI DAN NEGARA TUJUAN

JENIS BARANG	BERAT BERSIH (KG)		PERUB	NILAI FOB (US \$)		PERUB
	JAN-AGT 2007	JAN-AGT 2008	%	JAN-AGT 2007	JAN-AGT 2008	%
	(1)	(2)	(3)	(4)	(5)	(6)
KAZAKHSTAN	10	0	-100,00	288	0	-100,00
UKRAINE	55.024	78.879	43,35	74.335	118.843	59,87
LITHUANIA	21.825	23.553	7,92	270.914	38.399	-85,83
ESTONIA	73.008	37.115	-49,16	84.909	194.850	129,48
GEORGIA	0	387	-	0	339	-
CROATIA	205	79	-61,46	287	1.451	405,57
MALTA	18.378	40.842	122,23	63.327	107.737	70,13
SLOVENIA	40	250	525,00	393	3.345	751,15
CZECH REPUBLIC	10.936	10.777	-1,45	58.540	94.560	61,53
RUSSIA FEDERATION	211.518	422.891	99,93	319.678	891.031	178,73
-BIJI BUNGA	50.026	61.869	23,67	1.277.598	1.956.546	53,14
SINGAPORE	132	260	96,97	270.277	563.952	108,66
MALAYSIA	1.658	0	-100,00	3.715	0	-100,00
VIET NAM	1.206	0	-100,00	1.606	0	-100,00
INDIA	46.359	60.840	31,24	37.937	48.672	28,30
AUSTRALIA	245	0	-100,00	582	0	-100,00
UNITED KINGDOM	26	99	280,77	54.827	290.299	429,48
NETHERLANDS	299	369	23,41	830.736	953.314	14,76
FRANCE	80	284	255,00	22.054	18.512	-16,06
DENMARK	12	17	41,67	51.715	81.797	58,17
ITALY	9	0	-100,00	4.149	0	-100,00
-BIJI KAPAS	19.678.878	644.580	-96,72	5.164.376	166.921	-96,77
JAPAN	385.000	385.000	0,00	59.295	92.875	56,63
TAIWAN	202.180	246.780	22,06	33.908	71.832	111,84
MALAYSIA	19.081.169	0	-100,00	5.065.368	0	-100,00
KUWAIT	0	12.800	-	0	2.214	-
NETHERLANDS	10.500	0	-100,00	5.775	0	-100,00
GERMANY, FED. REP. OF	29	0	-100,00	30	0	-100,00
-BIJI LAINNYA	52.201.385	52.448.353	0,47	20.377.732	13.336.710	-34,55
JAPAN	1.117.298	37.317.534	3.239,98	1.522.718	2.840.481	86,54
HONG KONG	538.514	1.339.360	148,71	580.015	1.668.785	187,71
KOREA, REPUBLIC OF	54.133	373.647	590,24	54.156	231.607	327,67
TAIWAN	434.685	183.139	-57,87	200.761	184.559	-8,07
CHINA	657.663	925.544	40,73	1.013.330	1.232.800	21,66
THAILAND	163.900	934.681	470,28	627.532	952.990	51,86
SINGAPORE	730.104	464.638	-36,36	602.228	482.546	-19,87
PHILIPPINES	215.430	246.136	14,25	95.507	321.618	236,75
MALAYSIA	27.205.049	2.863.824	-89,47	9.634.473	3.472.633	-63,96
BRUNEI DARUSSALAM	9.560	25.629	168,09	16.365	64.112	291,76
VIET NAM	810.899	232.648	-71,31	604.998	367.833	-39,20
INDIA	485.573	314.123	-35,31	416.069	280.550	-32,57
PAKISTAN	2.116	21.362	909,55	4.320	28.042	549,12
SAUDI ARABIA	2.117	0	-100,00	600	0	-100,00
KUWAIT	45	0	-100,00	40	0	-100,00
JORDAN	815	1.427	75,09	7.702	11.875	54,18
UNITED ARAB EMIRATES	150	7.055	4.603,33	1.300	34.051	2.519,31
CAMEROON	137	1.693	1.135,77	5.500	450.225	8.085,91
NIGERIA	0	264	-	0	200	-
MAURITIUS	25.205	0	-100,00	11.352	0	-100,00
AUSTRALIA	30.168	35.652	18,18	126.893	88.802	-30,02
EAST TIMOR	0	4.724	-	0	62.341	-
UNITED STATES	41.581	52.124	25,36	237.926	83.229	-65,02
CANADA	282	0	-100,00	500	0	-100,00
UNITED KINGDOM	7.217	0	-100,00	15.481	0	-100,00
NETHERLANDS	1.584.010	48.943	-96,91	783.775	107.763	-86,25
FRANCE	0	15.400	-	0	19.558	-
GERMANY, FED. REP. OF	3.847.051	4.724	-99,88	3.312.337	62.215	-98,12
BELGIUM	30	6.760	22.433,33	900	28.392	3.054,67
ITALY	14.234.964	7.027.322	-50,63	378.155	259.503	-31,38
SPAIN	2.689	0	-100,00	122.799	0	-100,00
BULU BEBEK	211.680	45.553	-78,48	199.286	56.989	-71,40
KOREA, REPUBLIC OF	487	550	12,94	12.270	5.665	-53,83
TAIWAN	209.838	44.500	-78,79	171.360	50.971	-70,26
MALAYSIA	87	0	-100,00	23	0	-100,00
VIET NAM	422	0	-100,00	10.921	0	-100,00
NEW ZEALAND	1	0	-100,00	22	0	-100,00
BRAZIL	0	252	-	0	173	-
FRENCH GUIANA	0	251	-	0	180	-
SPAIN	845	0	-100,00	4.690	0	-100,00
DAMAR DAN GETAH DAMAR	32.056.740	24.894.187	-22,34	23.277.676	19.925.100	-14,40
JAPAN	651.867	708.000	8,61	477.711	557.499	16,70
KOREA, REPUBLIC OF	993.600	1.804.798	81,64	755.088	1.409.988	86,73
TAIWAN	1.267.200	2.092.893	65,16	907.200	1.652.160	82,12

TABEL 5. PERKEMBANGAN EKSPOR INDONESIA MENURUT KOMODITI DAN NEGARA TUJUAN

JENIS BARANG	BERAT BERSIH (KG)		PERUB	NILAI FOB (US \$)		PERUB
	JAN-AGT 2007	JAN-AGT 2008	%	JAN-AGT 2007	JAN-AGT 2008	%
(1)	(2)	(3)	(4)	(5)	(6)	(7)
CHINA	172.800	172.800	0,00	122.976	135.648	10,30
THAILAND	926.410	443.200	-52,16	713.451	369.082	-48,27
SINGAPORE	0	49.990	-	0	86.306	-
PHILIPPINES	249.600	172.800	-30,77	179.712	140.640	-21,74
MALAYSIA	153.600	192.276	25,18	110.304	161.316	46,25
INDIA	8.657.006	5.792.985	-33,08	6.266.199	4.537.307	-27,59
PAKISTAN	2.918.399	2.361.600	-19,08	2.091.456	1.865.625	-10,80
BANGLADESH	932.700	422.400	-54,71	685.164	348.672	-49,11
JORDAN	0	35.200	-	0	37.876	-
SYRIA ARAB REPUBLIC	0	144.000	-	0	136.889	-
TURKEY	575.999	480.000	-16,67	421.668	398.784	-5,43
UNITED ARAB EMIRATES	0	37.218	-	0	35.498	-
MOROCCO	0	40.363	-	0	34.511	-
NIGERIA	0	19.200	-	0	13.440	-
SOUTH AFRICA	0	57.600	-	0	44.928	-
AUSTRALIA	15.000	16.000	6,67	16.477	23.179	40,67
NEW ZEALAND	0	19.200	-	0	14.400	-
UNITED STATES	384.000	24.000	-93,75	268.800	28.200	-89,51
MEXICO	153.600	0	-100,00	109.056	0	-100,00
ARGENTINA	19.200	0	-100,00	13.824	0	-100,00
COLOMBIA	326.400	230.400	-29,41	237.696	180.672	-23,99
ECUADOR	19.200	96.000	400,00	13.440	81.216	504,29
PERU	19.200	0	-100,00	13.440	0	-100,00
NETHERLANDS	2.880.000	2.726.396	-5,33	2.082.144	2.192.640	5,31
FRANCE	1.862.399	1.651.197	-11,34	1.328.064	1.327.200	-0,07
GERMANY, FED. REP. OF	3.734.640	2.509.199	-32,81	2.700.845	2.129.230	-21,16
BELGIUM	1.728.000	192.000	-88,89	1.284.480	134.400	-89,54
FINLAND	57.600	288.000	400,00	40.320	211.200	423,81
ITALY	1.804.800	595.200	-67,02	1.319.616	483.840	-63,33
SPAIN	785.520	76.825	-90,22	567.505	54.720	-90,36
PORTUGAL	403.200	979.200	142,86	282.624	727.968	157,57
POLAND	0	348.047	-	0	277.618	-
ROMANIA	19.200	19.200	0,00	13.824	14.976	8,33
UKRAINE	96.000	0	-100,00	73.152	0	-100,00
LATVIA	0	19.200	-	0	13.536	-
RUSSIA FEDERATION	249.600	76.800	-69,23	181.440	63.936	-64,76
KOPAL DAN LAIN-LAIN	20.823.745	19.573.016	-6,01	15.055.568	17.021.119	13,06
JAPAN	169.043	334.144	97,67	277.837	636.851	129,22
HONG KONG	56.271	3.308	-94,12	117.148	6.709	-94,27
KOREA, REPUBLIC OF	50.000	98.184	96,37	59.485	174.450	193,27
TAIWAN	466.819	294.599	-36,89	408.000	375.834	-7,88
CHINA	342.009	416.599	21,81	463.793	695.555	49,97
THAILAND	145.664	115.674	-20,59	193.744	279.871	44,45
SINGAPORE	1.781.428	1.415.450	-20,54	2.140.456	2.457.387	14,81
PHILIPPINES	44.000	96.300	118,86	26.681	110.495	314,13
MALAYSIA	427.610	251.051	-41,29	426.959	415.748	-2,63
VIET NAM	65.589	137.005	108,88	111.842	315.331	181,94
MALDIVES	30	0	-100,00	9.929	0	-100,00
INDIA	9.829.326	8.870.876	-9,75	5.638.581	4.865.805	-13,71
PAKISTAN	999.562	659.301	-34,04	665.628	431.552	-35,17
BANGLADESH	2.439.853	2.451.759	0,49	795.109	803.431	1,05
SRI LANKA	458.530	384.368	-16,17	163.256	135.914	-16,75
IRAN (ISLAMIC REPUBLIC OF)	19.200	0	-100,00	14.976	0	-100,00
SAUDI ARABIA	258.645	485.631	87,76	128.241	347.652	171,09
JORDAN	0	2.264	-	0	2.479	-
YEMEN	32.065	43.691	36,26	10.839	39.700	266,27
OMAN	0	2.243	-	0	1.740	-
SYRIA ARAB REPUBLIC	16.000	32.000	100,00	9.440	19.520	106,78
TURKEY	75.750	38.400	-49,31	59.413	31.488	-47,00
UNITED ARAB EMIRATES	461.690	952.987	106,41	228.636	750.593	228,29
EGYPT	15.000	303.241	1.921,61	14.990	655.171	4.270,72
LIBYAN ARAB JAMAHIRIYA	0	73.959	-	0	106.619	-
TUNISIA	60.540	55.340	-8,59	24.857	55.656	123,90
SUDAN	20.000	29.000	45,00	7.850	23.200	195,54
SOMALIA	0	18.990	-	0	9.495	-
NIGER	0	21.000	-	0	14.910	-
SOUTH AFRICA	55.872	19.200	-65,64	46.925	17.088	-63,58
AUSTRALIA	18	19.422	107.800,00	28	17.646	62.921,43
NEW ZEALAND	77	563	631,17	1.623	2.809	73,07
PALAU	14	0	-100,00	75	0	-100,00
FIJI	106	0	-100,00	617	0	-100,00
UNITED STATES	80.553	105.058	30,42	74.171	213.301	187,58
CANADA	68	0	-100,00	1.385	0	-100,00
MEXICO	60.000	1.043	-98,26	46.800	3.609	-92,29
SURINAME	0	1.662	-	0	6.500	-
ARGENTINA	0	2.029	-	0	1.021	-
BRAZIL	1.000	1.181	18,10	7.500	8.408	12,11

TABEL 5. PERKEMBANGAN EKSPOR INDONESIA MENURUT KOMODITI DAN NEGARA TUJUAN

JENIS BARANG	BERAT BERSIH (KG)		PERUB	NILAI FOB (US \$)		PERUB
	JAN-AGT 2007	JAN-AGT 2008	%	JAN-AGT 2007	JAN-AGT 2008	%
(1)	(2)	(3)	(4)	(5)	(6)	(7)
COLOMBIA	57.600	0	-100,00	44.928	0	-100,00
ECUADOR	19.200	0	-100,00	14.400	0	-100,00
COSTA RICA	0	740	-	0	871	-
FRENCH POLYNESIA	0	124	-	0	150	-
UNITED KINGDOM	67.999	39.386	-42,08	234.381	94.179	-59,82
NETHERLANDS	15.083	1.392	-90,77	15.166	4.019	-73,50
FRANCE	225.845	114.999	-49,08	326.076	422.444	29,55
GERMANY, FED. REP. OF	1.093.497	1.269.059	16,06	769.573	1.092.964	42,02
AUSTRIA	3	0	-100,00	29	0	-100,00
BELGIUM	42.000	66.200	57,62	110.800	194.577	75,61
SWITZERLAND	13	0	-100,00	120	0	-100,00
DENMARK	70	0	-100,00	1.952	0	-100,00
IRELAND	10	0	-100,00	42	0	-100,00
ITALY	611.402	286.088	-53,21	1.166.237	1.133.204	-2,83
SPAIN	0	1.835	-	0	3.161	-
GREECE	51	0	-100,00	682	0	-100,00
POLAND	220.240	15.716	-92,86	165.376	10.266	-93,79
BULGARIA	0	1.555	-	0	1.986	-
RUSSIA FEDERATION	38.400	38.400	0,00	28.992	29.760	2,65
SAYUR-SAYURAN	54.267.028	60.873.543	12,17	20.768.825	26.526.334	27,72
JAPAN	2.409.045	2.024.268	-15,97	2.535.695	2.421.194	-4,52
HONG KONG	742.329	344.285	-53,62	305.549	148.091	-51,53
KOREA, REPUBLIC OF	43.917	33.312	-24,15	125.351	86.402	-31,07
TAIWAN	10.440.316	6.740.792	-35,43	2.828.387	2.111.494	-25,35
CHINA	47.808	764.716	1.499,56	7.995	158.587	1.883,58
THAILAND	1.254.694	2.098.273	67,23	521.285	1.048.304	101,10
SINGAPORE	12.909.848	15.484.965	19,95	4.437.234	6.572.329	48,12
PHILIPPINES	7.571.025	11.668.798	54,12	2.990.614	3.885.848	29,93
MALAYSIA	17.326.147	17.137.835	-1,09	5.186.876	6.170.714	18,97
BRUNEI DARUSSALAM	66.951	35.473	-47,02	94.766	89.067	-6,01
VIET NAM	5.317	2.912.230	54.672,05	6.150	1.806.772	29.278,41
INDIA	488.961	323.330	-33,87	275.686	249.092	-9,65
PAKISTAN	0	20.000	-	0	6.290	-
SRI LANKA	403	0	-100,00	1.457	0	-100,00
SAUDI ARABIA	184.886	119.815	-35,20	202.643	104.080	-48,64
KUWAIT	13.137	14.232	8,34	18.917	21.155	11,83
LEBANON	95	0	-100,00	200	0	-100,00
OMAN	0	750	-	0	450	-
UNITED ARAB EMIRATES	54.005	80.529	49,11	69.818	117.282	67,98
QATAR	41.268	15.889	-61,50	60.830	25.486	-58,10
BAHRAIN	0	602	-	0	362	-
NIGERIA	5.420	821	-84,85	1.250	156	-87,52
BENIN	3.284	0	-100,00	1.000	0	-100,00
AUSTRALIA	23.503	21.798	-7,25	30.282	20.023	-33,88
EAST TIMOR	0	96.538	-	0	96.701	-
UNITED STATES	508.274	861.805	69,56	680.244	1.309.258	92,47
CANADA	34.656	20.011	-42,26	40.778	25.089	-38,47
UNITED KINGDOM	0	108	-	0	45	-
NETHERLANDS	19.176	17.524	-8,61	36.324	26.569	-26,86
FRANCE	1.737	46	-97,35	1.683	2.364	40,46
GERMANY, FED. REP. OF	1	0	-100,00	20	0	-100,00
BELGIUM	64.770	0	-100,00	303.136	0	-100,00
DENMARK	50	0	-100,00	50	0	-100,00
SWEDEN	0	34.798	-	0	23.130	-
SLOVENIA	6.005	0	-100,00	4.605	0	-100,00
BUAH-BUAHAN	129.044.936	144.872.985	12,27	69.564.793	83.470.946	19,99
JAPAN	460.045	109.148	-76,27	328.714	163.759	-50,18
HONG KONG	3.127.243	1.703.623	-45,52	1.627.247	1.025.912	-36,95
KOREA, REPUBLIC OF	437.546	113.061	-74,16	304.178	181.194	-40,43
TAIWAN	91.232	149.850	64,25	27.700	136.194	391,68
CHINA	4.140.353	3.872.067	-6,48	2.129.323	1.947.973	-8,52
PAPUA NEW GUINEA	0	57	-	0	190	-
THAILAND	0	252.381	-	0	153.829	-
SINGAPORE	6.451.927	12.216.593	89,35	3.695.569	6.750.494	82,66
PHILIPPINES	34.000	0	-100,00	9.084	0	-100,00
MALAYSIA	5.463.587	3.805.546	-30,35	2.161.089	1.236.559	-42,78
BRUNEI DARUSSALAM	17.133	32.183	87,84	41.957	87.574	108,72
NEPAL	10.112.619	11.676.835	15,47	4.097.425	5.616.228	37,07
VIET NAM	556.126	568.681	2,26	312.844	326.053	4,22
MALDIVES	0	27.600	-	0	34.622	-
INDIA	44.539.359	51.192.073	14,94	22.897.137	28.707.064	25,37
PAKISTAN	41.146.811	43.159.081	4,89	26.198.995	27.696.555	5,72
BANGLADESH	9.240.713	13.134.619	42,14	3.714.671	7.712.306	107,62
IRAN (ISLAMIC REPUBLIC OF)	1.580.150	803.604	-49,14	555.326	379.946	-31,58
SAUDI ARABIA	380.431	546.393	43,62	188.465	304.744	61,70
KUWAIT	133.844	30.213	-77,43	56.889	22.278	-60,84

TABEL 5. PERKEMBANGAN EKSPOR INDONESIA MENURUT KOMODITI DAN NEGARA TUJUAN

JENIS BARANG	BERAT BERSIH (KG)		PERUB	NILAI FOB (US \$)		PERUB
	JAN-AGT 2007	JAN-AGT 2008	%	JAN-AGT 2007	JAN-AGT 2008	%
(1)	(2)	(3)	(4)	(5)	(6)	(7)
OMAN	0	20.905	-	0	12.545	-
SYRIA ARAB REPUBLIC	27.000	0	-100,00	14.420	0	-100,00
UNITED ARAB EMIRATES	858.373	1.116.519	30,07	507.481	597.198	17,68
QATAR	2.707	40.026	1.378,61	2.884	27.881	866,75
BAHRAIN	4.693	33.465	613,08	3.311	19.578	491,30
EGYPT	0	55.770	-	0	23.595	-
SOUTH AFRICA	16.422	0	-100,00	17.078	0	-100,00
AUSTRALIA	786	1.853	135,75	2.357	4.204	78,36
EAST TIMOR	0	22.530	-	0	25.158	-
UNITED STATES	33.644	28.945	-13,97	380.208	25.249	-93,36
CANADA	8	0	-100,00	8	0	-100,00
SURINAME	87	0	-100,00	721	0	-100,00
NETHERLANDS	141.842	82.900	-41,55	235.433	138.268	-41,27
FRANCE	31.702	34.009	7,28	45.967	68.956	50,01
GERMANY, FED. REP. OF	11.032	0	-100,00	5.516	0	-100,00
AUSTRIA	28	0	-100,00	21	0	-100,00
BELGIUM	440	0	-100,00	440	0	-100,00
SWITZERLAND	3.053	9.630	215,43	2.335	3.370	44,33
ITALY	0	900	-	0	450	-
HUNGARY	0	11.500	-	0	10.120	-
RUSSIA FEDERATION	0	20.425	-	0	30.900	-
KULIT KERANG DAN LAIN-LAIN	5.079.567	5.129.398	0,98	1.835.027	1.796.062	-2,12
JAPAN	277.352	316.695	14,19	161.119	124.818	-22,53
HONG KONG	152.629	49.655	-67,47	43.408	18.725	-56,86
KOREA, REPUBLIC OF	127.316	42.719	-66,45	90.102	55.382	-38,53
TAIWAN	0	449	-	0	102	-
CHINA	3.943.036	4.265.930	8,19	931.858	1.136.468	21,96
THAILAND	18.735	37.221	98,67	59.926	65.622	9,51
SINGAPORE	11.265	2.515	-77,67	100.246	24.456	-75,60
PHILIPPINES	24.995	0	-100,00	5.565	0	-100,00
MALAYSIA	16.915	726	-95,71	23.131	272	-98,82
VIET NAM	347.559	274.567	-21,00	168.567	206.793	22,68
INDIA	22.559	37.286	65,28	6.179	5.637	-8,77
MADAGASCAR	0	3.669	-	0	2.879	-
AUSTRALIA	1.237	13.140	962,25	771	5.898	664,98
UNITED STATES	31.150	10.666	-65,76	31.517	11.389	-63,86
CANADA	0	2.971	-	0	430	-
MEXICO	0	126	-	0	390	-
BRAZIL	92	0	-100,00	177	0	-100,00
UNITED KINGDOM	11.041	0	-100,00	11.569	0	-100,00
NETHERLANDS	311	25.000	7.938,59	132	8.500	6.339,39
GERMANY, FED. REP. OF	9.422	8.500	-9,79	5.250	4.250	-19,05
ITALY	83.590	36.459	-56,38	195.007	116.359	-40,33
SPAIN	363	1.104	204,13	503	7.692	1.429,22
TANAMAN OBAT	7.910.180	5.227.778	-33,91	6.512.161	6.009.704	-7,72
JAPAN	44.924	52.531	16,93	214.141	159.069	-25,72
HONG KONG	598.526	160.452	-73,19	130.423	125.731	-3,60
KOREA, REPUBLIC OF	67.016	32.804	-51,05	67.358	80.013	18,79
TAIWAN	2.267.347	1.461.716	-35,53	1.282.706	638.922	-50,19
CHINA	133.390	266.880	100,07	104.586	99.983	-4,40
THAILAND	20.368	0	-100,00	7.568	0	-100,00
SINGAPORE	1.945.404	1.286.143	-33,89	1.819.959	1.250.062	-31,31
MALAYSIA	101.894	421.570	313,73	74.547	201.921	170,86
VIET NAM	62.555	74.915	19,76	29.134	41.045	40,88
MALDIVES	0	202	-	0	5.006	-
INDIA	239.131	362.280	51,50	417.357	511.722	22,61
PAKISTAN	26.000	0	-100,00	10.400	0	-100,00
SAUDI ARABIA	791.631	325.840	-58,84	1.050.051	961.111	-8,47
KUWAIT	8.539	1.238	-85,50	12.168	26.605	118,65
JORDAN	0	1.297	-	0	1.978	-
YEMEN	500	0	-100,00	1.250	0	-100,00
OMAN	0	13.421	-	0	10.410	-
TURKEY	0	1.105	-	0	3.166	-
UNITED ARAB EMIRATES	879.145	260.548	-70,36	287.597	233.871	-18,68
QATAR	0	4.607	-	0	12.313	-
BAHRAIN	0	99	-	0	5.000	-
EGYPT	38.649	296	-99,23	29.084	1.133	-96,10
LIBYAN ARAB JAMAHIRIYA	0	61.700	-	0	32.270	-
MOROCCO	7.807	4.072	-47,84	18.685	12.773	-31,64
SUDAN	127.150	172.550	35,71	33.996	52.776	55,24
GHANA	16.240	0	-100,00	16.240	0	-100,00
CAMEROON	126.000	0	-100,00	131.700	0	-100,00
NIGERIA	36.000	17.000	-52,78	7.200	3.400	-52,78
BENIN	34.000	0	-100,00	6.800	0	-100,00
NIGER	72.000	0	-100,00	14.400	0	-100,00
CHAD	72.000	0	-100,00	18.100	0	-100,00

TABEL 5. PERKEMBANGAN EKSPOR INDONESIA MENURUT KOMODITI DAN NEGARA TUJUAN

JENIS BARANG	BERAT BERSIH (KG)		PERUB	NILAI FOB (US \$)		PERUB
	JAN-AGT 2007	JAN-AGT 2008	%	JAN-AGT 2007	JAN-AGT 2008	%
(1)	(2)	(3)	(4)	(5)	(6)	(7)
MAURITIUS	0	220	-	0	1.100	-
AUSTRALIA	0	283	-	0	820	-
UNITED STATES	3.408	2.026	-40,55	14.605	5.638	-61,40
CANADA	620	2.380	283,87	1.960	4.760	142,86
SURINAME	374	0	-100,00	7.749	0	-100,00
COLOMBIA	0	66	-	0	780	-
DOMINICAN REPUBLIC	0	140	-	0	98	-
UNITED KINGDOM	1.656	3.549	114,31	6.482	12.970	100,09
NETHERLANDS	162	3.132	1.833,33	3.091	34.225	1.007,25
FRANCE	6.702	16.771	150,24	239.938	888.303	270,22
GERMANY, FED. REP. OF	72.819	145.117	99,28	140.337	315.535	124,84
BELGIUM	4.891	60	-98,77	1.169	277	-76,30
SWITZERLAND	0	100	-	0	350	-
ITALY	21.471	7.133	-66,78	32.727	12.496	-61,82
SPAIN	7.000	0	-100,00	15.629	0	-100,00
GREECE	59	0	-100,00	1.169	0	-100,00
YUGOSLAVIA	0	36	-	0	298	-
LATVIA	20.596	7.270	-64,70	33.162	22.514	-32,11
RUSSIA FEDERATION	54.206	56.229	3,73	228.693	239.260	4,62
-GANGGANG LAUT	58.499.121	61.650.434	5,39	33.409.842	60.415.234	80,83
JAPAN	430.669	287.513	-33,24	2.696.992	2.112.206	-21,68
HONG KONG	10.080.129	4.420.022	-56,15	2.832.666	1.456.933	-48,57
KOREA, REPUBLIC OF	3.213.655	3.160.324	-1,66	1.951.952	3.364.737	72,38
TAIWAN	395.145	290.649	-26,44	117.516	76.206	-35,15
CHINA	18.159.845	28.431.955	56,56	8.542.325	22.098.188	158,69
THAILAND	362.899	207.597	-42,79	312.261	185.217	-40,69
SINGAPORE	62.424	31.664	-49,28	717.319	1.545.305	115,43
PHILIPPINES	6.327.524	9.421.844	48,90	3.913.763	13.496.984	244,86
MALAYSIA	561.249	800.857	42,69	915.671	1.051.347	14,82
VIET NAM	5.547.470	5.317.864	-4,14	1.803.957	1.861.296	3,18
TURKEY	0	10.000	-	0	8.000	-
MOROCCO	168.006	0	-100,00	64.460	0	-100,00
TUNISIA	329.998	119.999	-63,64	154.100	125.500	-18,56
AUSTRALIA	181.000	178.070	-1,62	409.280	530.638	29,65
UNITED STATES	2.122.223	1.021.117	-51,88	2.160.992	1.286.815	-40,45
CANADA	48.000	96.000	100,00	19.200	38.400	100,00
MEXICO	60.000	80.000	33,33	30.000	46.000	53,33
PANAMA	28.000	0	-100,00	14.000	0	-100,00
CHILE	2.034.088	889.900	-56,25	1.156.705	2.086.499	80,38
VENEZUELA	36.000	20.000	-44,44	18.000	16.000	-11,11
ARGENTINA	441.000	506.800	14,92	264.280	302.400	14,42
BRAZIL	960.000	700.000	-27,08	480.000	472.500	-1,56
DOMINICAN REPUBLIC	20.000	20.000	0,00	10.000	10.000	0,00
UNITED KINGDOM	325.500	609.700	87,31	904.254	2.871.674	217,57
NETHERLANDS	389	724	86,12	892	1.239	38,90
FRANCE	1.614.139	1.940.200	20,20	760.243	1.748.921	130,05
GERMANY, FED. REP. OF	290.600	283.006	-2,61	642.590	571.495	-11,06
BELGIUM	168.000	360.400	114,52	278.460	1.141.130	309,80
DENMARK	1.615.509	1.398.780	-13,42	665.712	478.168	-28,17
ITALY	20.000	28.000	40,00	74.319	106.718	43,59
SPAIN	2.790.500	870.254	-68,81	1.309.482	437.522	-66,59
POLAND	21.000	42.000	100,00	75.600	367.500	386,11
LITHUANIA	63.000	63.000	0,00	35.700	300.300	741,18
RUSSIA FEDERATION	21.160	42.195	99,41	77.151	219.396	184,37
-LAINNYA	2.668.528	17.655.474	561,62	2.107.017	1.726.809	-18,04
JAPAN	10.481	1.904	-81,83	43.499	10.304	-76,31
HONG KONG	869	59.523	6.749,60	5.658	25.479	350,32
KOREA, REPUBLIC OF	44.087	71.319	61,77	35.098	20.275	-42,23
TAIWAN	1.467.573	1.904.494	29,77	788.887	995.659	26,21
CHINA	495.653	242.200	-51,14	38.535	56.449	46,49
THAILAND	0	14.945.636	-	0	298.137	-
SINGAPORE	359.202	18.543	-94,84	720.986	33.926	-95,29
MALAYSIA	81.651	227.046	178,07	30.368	79.764	162,66
INDIA	12.500	0	-100,00	600	0	-100,00
SAUDI ARABIA	0	25.495	-	0	17.218	-
KUWAIT	49	403	722,45	84	3.350	3.888,10
UNITED ARAB EMIRATES	450	150	-66,67	400	5.850	1.362,50
QATAR	0	1.400	-	0	1.200	-
BAHRAIN	0	37	-	0	68	-
CYPRUS	0	135	-	0	496	-
EGYPT	0	833	-	0	1.974	-
REUNION	0	3.653	-	0	4.030	-
SEYCHELLES	0	338	-	0	300	-
SOUTH AFRICA	25	254	916,00	629	193	-69,32
MAURITIUS	0	1.691	-	0	1.602	-
AUSTRALIA	60.022	6.721	-88,80	102.670	7.258	-92,93

TABEL 5. PERKEMBANGAN EKSPOR INDONESIA MENURUT KOMODITI DAN NEGARA TUJUAN

JENIS BARANG	BERAT BERSIH (KG)		PERUB	NILAI FOB (US \$)		PERUB
	JAN-AGT 2007	JAN-AGT 2008	%	JAN-AGT 2007	JAN-AGT 2008	%
(1)	(2)	(3)	(4)	(5)	(6)	(7)
NEW CALEDONIA	0	38	-	0	66	-
FIJI	109	0	-100,00	600	0	-100,00
UNITED STATES	59.243	32.808	-44,62	162.454	50.774	-68,75
CANADA	2.976	263	-91,16	9.467	489	-94,83
NICARAGUA	0	861	-	0	1.332	-
CHILE	0	1	-	0	1	-
VENEZUELA	699	0	-100,00	7.566	0	-100,00
ARGENTINA	19	0	-100,00	24	0	-100,00
BRAZIL	0	7.419	-	0	29.979	-
BAHAMAS	0	106	-	0	77	-
JAMAICA	0	820	-	0	1.636	-
FRENCH GUIANA	0	29	-	0	129	-
SAINT LUCIA	0	22	-	0	117	-
GUADELOUPE	0	77	-	0	124	-
UNITED KINGDOM	10.590	681	-93,57	38.499	2.576	-93,31
NETHERLANDS	28.573	1.871	-93,45	59.336	9.942	-83,24
FRANCE	255	22.058	8.550,20	925	16.510	1.684,86
GERMANY, FED. REP. OF	7.123	32.520	356,55	9.006	11.316	25,65
BELGIUM	7.853	1.123	-85,70	11.854	1.660	-86,00
SWITZERLAND	22	0	-100,00	56	0	-100,00
DENMARK	0	27	-	0	21	-
ITALY	3.905	11.028	182,41	17.044	11.791	-30,82
SPAIN	4.146	7.705	85,84	16.837	10.208	-39,37
GREECE	0	9.958	-	0	6.653	-
ANDORRA	0	69	-	0	32	-
HUNGARY	9.800	6.300	-35,71	4.594	5.100	11,01
ROMANIA	653	0	-100,00	1.341	0	-100,00
YUGOSLAVIA	0	233	-	0	353	-
CROATIA	0	7.682	-	0	2.391	-
-MUTIARA	12.241	1.081	-91,17	7.169.041	8.462.893	18,05
JAPAN	555	445	-19,82	5.079.464	3.974.676	-21,75
HONG KONG	16	26	62,50	125.610	310.332	147,06
KOREA, REPUBLIC OF	0	1	-	0	20.006	-
THAILAND	11.222	149	-98,67	25.083	404	-98,39
SINGAPORE	33	0	-100,00	163.388	0	-100,00
MALAYSIA	0	2	-	0	63.319	-
VIET NAM	0	1	-	0	1.096	-
INDIA	8	2	-75,00	11.824	9.326	-21,13
AUSTRALIA	407	449	10,32	1.763.672	4.072.562	130,91
CANADA	0	6	-	0	11.172	-
-LAINNYA	268.345.503	209.351.900	-21,98	105.384.736	111.617.730	5,91
JAPAN	21.585.305	12.301.914	-43,01	9.166.278	8.701.581	-5,07
HONG KONG	1.778.269	456.107	-74,35	1.598.469	502.730	-68,55
KOREA, REPUBLIC OF	14.648.471	15.521.914	5,96	3.345.304	6.009.529	79,64
TAIWAN	4.682.747	3.994.144	-14,71	1.684.736	1.593.699	-5,40
CHINA	28.060.297	25.062.917	-10,68	3.753.876	3.367.316	-10,30
THAILAND	13.726.854	9.526.994	-30,60	769.701	2.218.423	188,22
SINGAPORE	21.697.900	21.801.820	0,48	25.291.161	29.971.552	18,51
PHILIPPINES	27.838.532	16.938.304	-39,16	5.600.210	5.832.201	4,14
MALAYSIA	91.047.911	63.166.972	-30,62	23.606.101	23.862.917	1,09
MYANMAR (FORM. BURMA)	36.000	180.050	400,14	22.398	181.398	709,88
BRUNEI DARUSSALAM	6.579	9.739	48,03	9.273	30.028	223,82
LAO PEOPLE'S DEMOCRATIC REPUB	0	20	-	0	100	-
VIET NAM	4.189.039	13.289.060	217,23	1.176.682	5.265.250	347,47
MALDIVES	10.178	13.594	33,56	5.475	4.130	-24,57
INDIA	3.528.925	1.476.941	-58,15	4.944.510	2.047.897	-58,58
PAKISTAN	16.322.551	13.885.303	-14,93	2.355.194	1.914.657	-18,70
BANGLADESH	252.500	0	-100,00	196.230	0	-100,00
SRI LANKA	269.605	26.489	-90,17	403.198	40.630	-89,92
IRAQ	110.880	0	-100,00	38.376	0	-100,00
IRAN (ISLAMIC REPUBLIC OF)	80.000	0	-100,00	51.360	0	-100,00
SAUDI ARABIA	53.771	21.427	-60,15	51.298	83.507	62,79
ISRAEL	0	102.307	-	0	122.693	-
KUWAIT	82.854	123.533	49,10	291.154	31.594	-89,15
JORDAN	145	20	-86,21	253	10	-96,05
LEBANON	13.957	145	-98,96	19.172	938	-95,11
YEMEN	328	0	-100,00	1.990	0	-100,00
OMAN	10.000	6.725	-32,75	5.350	6.688	25,01
TURKEY	9.552	175	-98,17	41.465	50	-99,88
UNITED ARAB EMIRATES	4.711	718.339	15.148,12	16.434	780.697	4.650,50
QATAR	0	31	-	0	295	-
BAHRAIN	374	11	-97,06	3.735	5	-99,87
CYPRUS	0	13	-	0	72	-
EGYPT	229.032	54.479	-76,21	145.700	110.578	-24,11
MOROCCO	0	46.271	-	0	65.181	-
TUNISIA	0	68.000	-	0	89.644	-

TABEL 5. PERKEMBANGAN EKSPOR INDONESIA MENURUT KOMODITI DAN NEGARA TUJUAN

JENIS BARANG	BERAT BERSIH (KG)		PERUB	NILAI FOB (US \$)		PERUB
	JAN-AGT 2007	JAN-AGT 2008	%	JAN-AGT 2007	JAN-AGT 2008	%
(1)	(2)	(3)	(4)	(5)	(6)	(7)
TANZANIA, UNITED REPUBLIC OF	72.000	36.000	-50,00	47.304	39.600	-16,29
REUNION	206	47	-77,18	333	407	22,22
MOZAMBIQUE	36.000	58	-99,84	21.240	1.784	-91,60
TOGO	0	35.000	-	0	35.875	-
GHANA	38.000	0	-100,00	22.040	0	-100,00
LIBERIA	162.000	0	-100,00	99.992	0	-100,00
GUINEA	315.000	70.000	-77,78	192.150	85.750	-55,37
ANGOLA	0	24.011	-	0	14.914	-
NIGERIA	26.424	20.347	-23,00	75.675	36.001	-52,43
COTE D'IVOIRE	0	1.625	-	0	2.150	-
SENEGAL	13	0	-100,00	442	0	-100,00
GAMBIA	9.101	0	-100,00	26.892	0	-100,00
SOUTH AFRICA	333.835	103	-99,97	218.039	34	-99,98
MAURITIUS	19	2.264	11.815,79	85	2.068	2.332,94
AUSTRALIA	71.774	57.888	-19,35	531.676	527.868	-0,72
NEW ZEALAND	17.383	2.602	-85,03	11.994	11.331	-5,53
PALAU	0	207	-	0	595	-
NEW CALEDONIA	152	77	-49,34	1.577	370	-76,54
NORTHERN MARIANA ISLANDS	1.680	0	-100,00	2.499	0	-100,00
VANUATU	93	0	-100,00	97	0	-100,00
SAMOA	105	0	-100,00	320	0	-100,00
TONGA	0	37	-	0	28	-
EAST TIMOR	257.805	14	-99,99	167.214	435	-99,74
UNITED STATES	11.472.611	2.471.401	-78,46	9.330.309	4.065.489	-56,43
CANADA	37.215	94.967	155,18	275.099	177.361	-35,53
MEXICO	2.577	144.378	5.502,56	3.081	167.754	5.344,79
GUATEMALA	0	54.000	-	0	61.290	-
NICARAGUA	0	342.000	-	0	390.670	-
SURINAME	58	0	-100,00	524	0	-100,00
VENEZUELA	19.000	504.000	2.552,63	13.017	587.664	4.414,59
ARGENTINA	4.565	39.222	759,19	6.510	47.195	624,96
BRAZIL	43.786	731.850	1.571,42	92.741	1.108.927	1.095,72
COLOMBIA	8.000	2.000	-75,00	40.000	11.380	-71,55
URUGUAY	0	26.000	-	0	39.000	-
PERU	31	0	-100,00	168	0	-100,00
PUERTO RICO	0	38	-	0	129	-
DOMINICAN REPUBLIC	0	313.000	-	0	351.345	-
COSTA RICA	36.014	18.000	-50,02	26.402	20.341	-22,96
FRENCH POLYNESIA	12	82	583,33	44	276	527,27
GRENADA	1.000	0	-100,00	150	0	-100,00
MARTINIQUE	17.998	0	-100,00	12.438	0	-100,00
NETHERLANDS ANTILLES	0	2.550	-	0	9.494	-
UNITED KINGDOM	95.258	6.210	-93,48	367.084	39.885	-89,13
NETHERLANDS	706.669	1.271.136	79,88	1.303.792	2.034.131	56,02
FRANCE	112.143	94.349	-15,87	108.970	197.073	80,85
GERMANY, FED. REP. OF	280.146	165.824	-40,81	667.992	281.317	-57,89
AUSTRIA	376	288	-23,40	1.961	1.065	-45,69
BELGIUM	19.138	32.130	67,89	50.800	48.810	-3,92
SWITZERLAND	617	195	-68,40	9.497	7.400	-22,08
DENMARK	566.759	410.302	-27,61	3.071.217	3.544.102	15,40
SWEDEN	1.154	274	-76,26	2.757	439	-84,08
FINLAND	2.000	10	-99,50	28.309	1.248	-95,59
IRELAND	0	12.428	-	0	13.172	-
ITALY	274.202	122.179	-55,44	714.670	613.676	-14,13
SPAIN	178.583	95.682	-46,42	809.140	785.453	-2,93
PORTUGAL	20.376	15.161	-25,59	13.757	19.848	44,28
GREECE	3.330	0	-100,00	13.433	0	-100,00
HUNGARY	30	16.145	53.716,67	1.073	24.669	2.199,07
POLAND	887	322.513	36.259,98	2.096	366.429	17.382,30
BULGARIA	31.233	25.560	-18,16	17.817	26.547	49,00
UKRAINE	686	10.000	1.357,73	170.071	18.500	-89,12
LITHUANIA	2.492	0	-100,00	12.220	0	-100,00
LATVIA	28.821	15.999	-44,49	21.183	18.100	-14,55
ESTONIA	2.715.240	2.406.000	-11,39	1.686.258	2.293.928	36,04
CROATIA	10	0	-100,00	50	0	-100,00
SLOVENIA	37.499	540.400	1.341,11	25.364	621.784	2.351,44
CZECH REPUBLIC	1.824	519	-71,55	10.463	20.937	100,11
RUSSIA FEDERATION	4.306	1.070	-75,15	459.627	5.702	-98,76
-KAYU LAPIS	1.168.572.674	1.194.676.653	2,23	1.034.597.091	1.073.230.965	3,73
JAPAN	483.977.203	372.911.854	-22,95	461.167.272	341.232.050	-26,01
HONG KONG	8.206.164	10.286.118	25,35	6.393.715	7.662.000	19,84
KOREA, REPUBLIC OF	72.672.737	74.344.533	2,30	55.763.624	60.187.137	7,93
TAIWAN	101.918.153	109.177.334	7,12	60.597.106	70.502.425	16,35
CHINA	83.711.135	89.479.842	6,89	51.733.879	58.622.739	13,32
THAILAND	3.481.186	8.032.133	130,73	2.314.277	5.696.990	146,17
SINGAPORE	11.940.593	20.380.650	70,68	8.967.120	16.518.571	84,21
PHILIPPINES	234.081	197.240	-15,74	186.886	204.765	9,57

TABEL 5. PERKEMBANGAN EKSPOR INDONESIA MENURUT KOMODITI DAN NEGARA TUJUAN

JENIS BARANG	BERAT BERSIH (KG)		PERUB	NILAI FOB (US \$)		PERUB
	JAN-AGT 2007	JAN-AGT 2008	%	JAN-AGT 2007	JAN-AGT 2008	%
	(1)	(2)	(3)	(4)	(5)	(6)
MALAYSIA	14.395.857	16.333.914	13,46	11.146.925	11.127.575	-0,17
BRUNEI DARUSSALAM	0	2.010	-	0	1.027	-
VIET NAM	1.362.016	2.295.465	68,53	863.865	1.425.073	64,96
MALDIVES	22.326	112.540	404,08	27.500	94.500	243,64
INDIA	199.481	3.862.608	1.836,33	177.329	3.994.217	2.152,43
PAKISTAN	11.574	1.644	-85,80	6.538	2.170	-66,81
BANGLADESH	0	75.000	-	0	30.700	-
SRI LANKA	0	35.594	-	0	10.902	-
IRAQ	0	73.440	-	0	66.478	-
IRAN (ISLAMIC REPUBLIC OF)	50.490	0	-100,00	59.047	0	-100,00
SAUDI ARABIA	41.918.126	82.015.428	95,66	35.105.031	72.687.183	107,06
KUWAIT	8.963.812	12.536.599	39,86	8.330.148	12.924.735	55,16
JORDAN	16.370.906	27.759.529	69,57	12.915.533	25.861.521	100,24
LEBANON	2.324.502	2.545.473	9,51	1.906.779	2.333.324	22,37
YEMEN	780.966	0	-100,00	545.699	0	-100,00
OMAN	3.557.311	8.211.439	130,83	3.330.382	7.949.618	138,70
SYRIA ARAB REPUBLIC	902.643	2.186.322	142,21	732.916	1.961.748	167,66
TURKEY	11.908.704	16.987.640	42,65	7.700.062	16.792.711	118,09
UNITED ARAB EMIRATES	64.901.677	82.938.979	27,79	55.149.765	71.215.201	29,13
QATAR	13.629.856	11.311.773	-17,01	12.073.217	10.977.134	-9,08
BAHRAIN	2.500.460	2.529.194	1,15	1.939.588	2.202.839	13,57
CYPRUS	0	23.059	-	0	56.048	-
EGYPT	11.584.813	13.047.236	12,62	8.947.079	10.362.389	15,82
LIBYAN ARAB JAMAHIRIYA	44.000	4.801.492	10.812,48	30.542	4.043.884	13.140,40
MOROCCO	1.617.579	0	-100,00	1.541.981	0	-100,00
ALGERIA	18.511.355	10.183.297	-44,99	14.391.598	8.644.903	-39,93
REUNION	9.537	62.989	560,47	12.501	63.024	404,15
ANGOLA	226.461	0	-100,00	163.309	0	-100,00
COTE D'IVOIRE	18.379	0	-100,00	14.598	0	-100,00
SOUTH AFRICA	549.692	721.887	31,33	598.181	754.014	26,05
MAURITIUS	20.917	40.075	91,59	18.152	37.322	105,61
AUSTRALIA	12.686.651	15.652.924	23,38	15.694.172	20.570.334	31,07
NEW ZEALAND	572.463	404.260	-29,38	614.701	451.865	-26,49
NEW CALEDONIA	21.918	15.252	-30,41	15.175	18.288	20,51
UNITED STATES	77.763.267	71.732.775	-7,75	76.375.239	69.262.565	-9,31
CANADA	3.346.267	2.615.942	-21,83	3.593.998	3.094.717	-13,89
MEXICO	3.192.359	5.978.594	87,28	2.820.392	5.461.192	93,63
NICARAGUA	181.120	34.410	-81,00	255.403	50.497	-80,23
TRINIDAD AND TOBAGO	0	50.460	-	0	52.331	-
JAMAICA	100.807	24.939	-75,26	100.863	25.052	-75,16
PUERTO RICO	197.984	2.168.623	995,35	231.615	2.201.575	850,53
BELIZE	0	14.694	-	0	14.576	-
COSTA RICA	67.206	0	-100,00	178.431	0	-100,00
FRENCH POLYNESIA	28.943	27.903	-3,59	25.610	21.352	-16,63
MARTINIQUE	94	119	26,60	300	379	26,33
NETHERLANDS ANTILLES	0	19.031	-	0	18.527	-
SAINT KITTS AND NEVIS	0	859	-	0	1.278	-
UNITED KINGDOM	10.877.546	14.802.221	36,08	12.564.419	17.242.500	37,23
NETHERLANDS	13.905.715	14.543.285	4,58	20.102.465	20.765.941	3,30
FRANCE	2.862.822	2.699.666	-5,70	3.262.139	3.448.958	5,73
GERMANY, FED. REP. OF	26.962.038	33.193.381	23,11	36.568.233	50.806.227	38,94
BELGIUM	22.120.560	30.899.412	39,69	21.796.220	30.862.908	41,60
LUXEMBOURG	10.368	0	-100,00	17.280	0	-100,00
GIBRALTAR	0	15.178	-	0	47.433	-
DENMARK	754.819	885.361	17,29	899.331	1.547.366	72,06
NORWAY	246.131	468.303	90,27	324.248	593.424	83,02
SWEDEN	855.587	585.776	-31,54	838.183	618.795	-26,17
FINLAND	95.915	19.789	-79,37	136.452	47.343	-65,30
IRELAND	108.541	126.319	16,38	142.244	213.716	50,25
ITALY	5.872.547	5.513.230	-6,12	8.377.902	8.188.277	-2,26
SPAIN	380.084	122.536	-67,76	447.042	200.409	-55,17
PORTUGAL	13.219	0	-100,00	25.584	0	-100,00
GREECE	339.306	1.040.363	206,61	515.050	2.031.975	294,52
POLAND	2.181.474	4.738.025	117,19	3.341.332	8.020.599	140,04
ROMANIA	160.346	136.268	-15,02	267.967	234.981	-12,31
BULGARIA	50.142	68.336	36,28	98.438	180.448	83,31
TURKMENISTAN	0	114.240	-	0	51.630	-
UKRAINE	49.425	144.386	192,13	78.508	134.055	70,75
ESTONIA	0	33.570	-	0	30.638	-
GEORGIA	0	42.000	-	0	93.243	-
CROATIA	17.466	27.953	60,04	8.737	35.802	309,77
MALTA	0	70.086	-	0	89.552	-
SLOVAKIA	22.500	0	-100,00	23.517	0	-100,00
CZECH REPUBLIC	0	21.000	-	0	39.712	-
RUSSIA FEDERATION	2.352	120.854	5.038,35	3.757	213.588	5.585,07
-KAYU GERGAJIAN	130.792.189	36.862.517	-71,82	124.475.445	39.737.235	-68,08
JAPAN	32.205.970	7.989.961	-75,19	36.696.847	9.985.596	-72,79

TABEL 5. PERKEMBANGAN EKSPOR INDONESIA MENURUT KOMODITI DAN NEGARA TUJUAN

JENIS BARANG	BERAT BERSIH (KG)		PERUB	NILAI FOB (US \$)		PERUB
	JAN-AGT 2007	JAN-AGT 2008	%	JAN-AGT 2007	JAN-AGT 2008	%
(1)	(2)	(3)	(4)	(5)	(6)	(7)
HONG KONG	1.480.535	936.925	-36,72	720.350	750.682	4,21
KOREA, REPUBLIC OF	14.962.502	4.984.872	-66,68	11.713.831	3.667.257	-68,69
TAIWAN	17.945.978	477.383	-97,34	10.360.371	340.303	-96,72
CHINA	15.910.485	4.465.168	-71,94	8.306.905	3.332.310	-59,89
THAILAND	75.525	0	-100,00	61.527	0	-100,00
SINGAPORE	2.102.610	1.351.994	-35,70	1.556.977	855.797	-45,03
PHILIPPINES	4.108	0	-100,00	7.263	0	-100,00
MALAYSIA	3.556.176	5.234.462	47,19	2.345.388	3.326.404	41,83
BRUNEI DARUSSALAM	0	3.480	-	0	5.527	-
VIET NAM	4.606.677	1.578.639	-65,73	2.214.488	890.584	-59,78
INDIA	8.680	0	-100,00	15.592	0	-100,00
SRI LANKA	46.640	132.884	184,91	39.640	123.033	210,38
SAUDI ARABIA	2.094.788	0	-100,00	1.907.208	0	-100,00
KUWAIT	726.042	0	-100,00	642.179	0	-100,00
JORDAN	686.201	0	-100,00	675.810	0	-100,00
TURKEY	36.329	15.572	-57,14	57.293	17.750	-69,02
UNITED ARAB EMIRATES	81.448	67.975	-16,54	82.181	50.256	-38,85
QATAR	62.370	22.065	-64,62	51.648	31.902	-38,23
EGYPT	808.606	0	-100,00	733.879	0	-100,00
ALGERIA	152.531	0	-100,00	148.530	0	-100,00
REUNION	9.537	2.416	-74,67	13.003	18.112	39,29
SEYCHELLES	0	20.492	-	0	42.404	-
SOUTH AFRICA	1.155.230	273.817	-76,30	1.261.443	355.622	-71,81
MAURITIUS	17.564	15.633	-10,99	9.267	31.426	239,12
AUSTRALIA	1.765.976	1.315.910	-25,49	2.107.642	2.132.569	1,18
NEW ZEALAND	269.789	231.031	-14,37	141.790	106.456	-24,92
NEW CALEDONIA	9.370	745	-92,05	14.509	1.449	-90,01
UNITED STATES	4.969.087	2.010.407	-59,54	2.968.602	861.492	-70,98
CANADA	120.540	4.949	-95,89	114.391	5.941	-94,81
MEXICO	896	0	-100,00	861	0	-100,00
COLOMBIA	0	10.411	-	0	13.666	-
TRINIDAD AND TOBAGO	307.014	0	-100,00	131.172	0	-100,00
COSTA RICA	23.163	0	-100,00	64.221	0	-100,00
FRENCH POLYNESIA	1.475	14.356	873,29	2.823	11.669	313,35
MARTINIQUE	0	3.098	-	0	3.100	-
NETHERLANDS ANTILLES	6.251	176	-97,18	10.197	314	-96,92
TURKS AND CAICOS ISLANDS	19.646	0	-100,00	13.576	0	-100,00
UNITED KINGDOM	1.178.137	512.977	-56,46	2.410.751	1.110.854	-53,92
NETHERLANDS	8.415.882	3.770.886	-55,19	12.810.428	9.624.372	-24,87
FRANCE	870.875	162.568	-81,33	1.300.485	247.423	-80,97
GERMANY, FED. REP. OF	8.195.455	216.655	-97,36	13.789.692	302.909	-97,80
AUSTRIA	17.312	0	-100,00	16.591	0	-100,00
BELGIUM	891.856	187.474	-78,98	1.302.520	257.336	-80,24
SWITZERLAND	0	944	-	0	2.405	-
DENMARK	202.415	1.700	-99,16	338.406	4.559	-98,65
NORWAY	15.439	11.867	-23,14	28.559	13.275	-53,52
SWEDEN	81.376	0	-100,00	108.973	0	-100,00
FINLAND	122.750	155.189	26,43	142.896	159.036	11,29
IRELAND	8.617	3.694	-57,13	26.306	10.775	-59,04
ITALY	2.493.167	162.559	-93,48	4.226.538	335.673	-92,06
SPAIN	266.355	37.710	-85,84	344.857	44.056	-87,22
PORTUGAL	0	29.194	-	0	20.197	-
GREECE	151.373	0	-100,00	273.951	0	-100,00
POLAND	1.513.158	374.835	-75,23	1.995.458	532.564	-73,31
ROMANIA	32.824	509	-98,45	53.851	890	-98,35
YUGOSLAVIA	0	172	-	0	341	-
AZERBAIJAN	2.190	0	-100,00	3.113	0	-100,00
UKRAINE	20.000	0	-100,00	38.997	0	-100,00
LITHUANIA	0	25.000	-	0	43.419	-
ESTONIA	0	5.500	-	0	32.506	-
CROATIA	0	5.850	-	0	5.872	-
SLOVENIA	67.215	29.147	-56,64	61.664	25.899	-58,00
RUSSIA FEDERATION	16.054	3.266	-79,66	10.005	1.253	-87,48
-KAYU OLAHAN LAIN	1.133.532.133	774.887.559	-31,64	951.410.367	869.344.053	-8,63
JAPAN	96.819.220	90.778.918	-6,24	101.261.529	95.127.373	-6,06
HONG KONG	13.349.195	13.190.383	-1,19	11.455.757	13.260.660	15,76
KOREA, DEMOCRATIC PEOPLE'S REI	3.025	17.768	487,37	542	20.081	3.604,98
KOREA, REPUBLIC OF	96.689.135	62.787.502	-35,06	47.864.783	46.392.060	-3,08
TAIWAN	53.955.943	45.772.838	-15,17	22.371.753	18.394.041	-17,78
CHINA	338.284.060	99.101.696	-70,70	65.563.561	53.874.727	-17,83
MACAU	37.433	782	-97,91	52.190	1.491	-97,14
PAPUA NEW GUINEA	3.531	1.843	-47,81	10.895	2.136	-80,39
THAILAND	1.661.405	710.644	-57,23	1.269.812	1.071.216	-15,64
SINGAPORE	16.503.468	28.589.891	73,24	13.623.541	15.929.335	16,93
PHILIPPINES	4.915.980	3.568.166	-27,42	1.083.163	1.290.640	19,15
MALAYSIA	20.077.706	18.388.858	-8,41	11.594.661	9.961.552	-14,09
MYANMAR (FORM. BURMA)	0	168	-	0	100	-

TABEL 5. PERKEMBANGAN EKSPOR INDONESIA MENURUT KOMODITI DAN NEGARA TUJUAN

JENIS BARANG	BERAT BERSIH (KG)		PERUB	NILAI FOB (US \$)		PERUB
	JAN-AGT 2007	JAN-AGT 2008	%	JAN-AGT 2007	JAN-AGT 2008	%
	(1)	(2)	(3)	(4)	(5)	(6)
CAMBODIA	1.910	2.636	38,01	6.558	5.600	-14,61
BRUNEI DARUSSALAM	274.142	460.757	68,07	274.256	507.253	84,96
VIET NAM	15.269.876	21.662.056	41,86	5.499.466	8.802.511	60,06
MALDIVES	256.463	1.425.107	455,68	1.192.936	2.213.459	85,55
INDIA	2.913.651	4.402.485	51,10	2.151.308	3.657.612	70,02
PAKISTAN	762.268	460.858	-39,54	512.883	400.279	-21,96
BANGLADESH	26.910	375.111	1.293,95	22.890	106.414	364,89
SRI LANKA	191.809	155.009	-19,19	147.742	265.516	79,72
IRAQ	118.957	250.821	110,85	49.597	136.836	175,90
IRAN (ISLAMIC REPUBLIC OF)	565.140	863.951	52,87	537.256	897.172	66,99
SAUDI ARABIA	12.341.095	7.245.233	-41,29	4.864.081	2.808.614	-42,26
ISRAEL	958	289.798	30.150,31	1.916	510.261	26.531,58
KUWAIT	3.479.259	750.806	-78,42	1.696.578	504.012	-70,29
JORDAN	1.635.552	531.489	-67,50	701.716	403.462	-42,50
LEBANON	138.530	171.204	23,59	170.611	289.140	69,47
YEMEN	2.082.125	4.288.978	105,99	801.160	1.430.622	78,57
OMAN	45.656	97.326	113,17	22.922	117.541	412,79
SYRIA ARAB REPUBLIC	7.260.711	14.103.790	94,25	1.186.068	2.583.759	117,84
TURKEY	5.396.108	3.806.339	-29,46	6.730.830	5.173.264	-23,14
UNITED ARAB EMIRATES	12.986.601	8.044.151	-38,06	6.859.254	6.352.675	-7,39
QATAR	1.301.693	843.151	-35,23	534.574	1.139.963	113,25
BAHRAIN	701.615	235.785	-66,39	344.939	237.835	-31,05
CYPRUS	172.607	179.981	4,27	306.159	346.937	13,32
EGYPT	18.873.358	15.006.811	-20,49	4.083.170	3.251.951	-20,36
LIBYAN ARAB JAMAHIRIYA	99.627	125.797	26,27	128.832	183.630	42,53
MOROCCO	115.007	90.657	-21,17	153.439	110.248	-28,15
TUNISIA	871.290	443.049	-49,15	684.598	183.722	-73,16
ALGERIA	152.435	521.702	242,25	53.856	450.153	735,85
SUDAN	717	17.993	2.409,48	1.074	60.762	5.557,54
ERITREA	14.137	0	-100,00	24.004	0	-100,00
NAMIBIA	2.875	2.351	-18,23	7.373	5.653	-23,33
ETHIOPIA	28.815	37.755	31,03	50.443	58.079	15,14
TANZANIA, UNITED REPUBLIC OF	15.099	8.920	-40,92	30.478	28.737	-5,71
MADAGASCAR	12.938	11.017	-14,85	11.380	22.577	98,39
SOMALIA	0	76.635	-	0	164.788	-
KENYA	22.593	7.278	-67,79	43.187	5.449	-87,38
REUNION	409.168	653.096	59,62	595.043	1.015.493	70,66
MOZAMBIQUE	22.880	20.011	-12,54	11.379	10.889	-4,31
TOGO	9.240	0	-100,00	17.160	0	-100,00
GHANA	1.111	892	-19,71	2.570	2.060	-19,84
ANGOLA	6.013	3.408	-43,32	5.332	3.952	-25,88
CAMEROON	0	3.274	-	0	7.800	-
NIGERIA	0	10	-	0	225	-
GABON	3.895	2.498	-35,87	7.220	10.224	41,61
COTE D'IVOIRE	16.612	5.464	-67,11	23.939	7.112	-70,29
SENEGAL	15.024	23.021	53,23	15.154	29.636	95,57
MALI	560	0	-100,00	1.116	0	-100,00
BENIN	1.114	0	-100,00	2.288	0	-100,00
BURKINA FASO	1.114	0	-100,00	2.288	0	-100,00
GAMBIA	1.114	0	-100,00	2.288	0	-100,00
U.S. VIRGIN ISLANDS	5.493	3.927	-28,51	14.335	6.551	-54,30
SEYCHELLES	68.240	183.211	168,48	244.674	391.331	59,94
UGANDA	0	1	-	0	8	-
DJIBOUTI	0	1.262	-	0	5.794	-
SOUTH AFRICA	8.902.168	9.398.427	5,57	10.092.919	13.402.261	32,79
MAURITIUS	136.060	292.831	115,22	245.730	522.379	112,58
VIRGIN ISLANDS (BRITISH)	7.806	4.966	-36,38	25.673	15.310	-40,37
AUSTRALIA	76.745.839	55.431.195	-27,77	89.979.551	72.451.597	-19,48
NEW ZEALAND	9.384.491	4.277.090	-54,42	9.837.292	4.662.700	-52,60
MICRONESIA, FEDERATED STATES (0	1.839	-	0	9.381	-
GUAM	82.030	36.746	-55,20	225.746	84.865	-62,41
PALAU	817	5.988	632,93	5.262	19.579	272,08
NEW CALEDONIA	554.170	818.384	47,68	826.103	1.211.212	46,62
NORTHERN MARIANA ISLANDS	7.716	6.600	-14,46	24.605	20.580	-16,36
SAINT VINCENT AND THE GRENADIN	29.424	2.207	-92,50	22.687	4.257	-81,24
VANUATU	25.347	42.724	68,56	46.579	154.864	232,48
WALLIS AND FUTUNA ISLANDS	9.400	10.910	16,06	15.888	20.824	31,07
COOK ISLANDS	31.390	28.018	-10,74	95.481	33.348	-65,07
FIJI	128.524	62.453	-51,41	147.543	277.578	88,13
MARSHALL ISLANDS	2	0	-100,00	76	0	-100,00
SAMOA	947	1.002	5,81	2.706	3.082	13,90
SOLOMON ISLANDS	0	6.290	-	0	16.722	-
TONGA	371	1.607	333,15	458	6.651	1.352,18
EAST TIMOR	56.090	62.665	11,72	82.143	98.646	20,09
UNITED STATES	74.442.132	51.211.294	-31,21	165.402.084	120.932.940	-26,89
CANADA	4.739.422	4.114.565	-13,18	9.072.243	9.069.011	-0,04
MEXICO	1.095.543	783.487	-28,48	2.867.633	1.813.366	-36,76
GUATEMALA	4.553	16.088	253,35	24.905	67.505	171,05

TABEL 5. PERKEMBANGAN EKSPOR INDONESIA MENURUT KOMODITI DAN NEGARA TUJUAN

JENIS BARANG	BERAT BERSIH (KG)		PERUB	NILAI FOB (US \$)		PERUB
	JAN-AGT 2007	JAN-AGT 2008	%	JAN-AGT 2007	JAN-AGT 2008	%
	(1)	(2)	(3)	(4)	(5)	(6)
HONDURAS	33.149	11.417	-65,56	24.909	8.545	-65,70
NICARAGUA	1.403	12.477	789,31	1.052	20.621	1.860,17
PANAMA	27.393	38.377	40,10	55.696	82.792	48,65
CHILE	277.161	333.594	20,36	546.531	708.651	29,66
VENEZUELA	103.050	52.079	-49,46	229.805	104.059	-54,72
ARGENTINA	259.225	378.203	45,90	503.532	731.084	45,19
BRAZIL	320.090	354.773	10,84	682.223	793.248	16,27
COLOMBIA	208.479	106.400	-48,96	376.902	167.935	-55,44
BOLIVIA	240	0	-100,00	365	0	-100,00
URUGUAY	25.532	57.471	125,09	49.121	107.699	119,25
ECUADOR	5.709	298	-94,78	5.878	692	-88,23
PERU	2.140	14.682	586,07	9.666	19.624	103,02
TRINIDAD AND TOBAGO	510	14.027	2.650,39	1.045	39.440	3.674,16
BAHAMAS	47.161	41.989	-10,97	126.411	125.739	-0,53
JAMAICA	109.963	105.406	-4,14	230.886	296.121	28,25
PUERTO RICO	56.125	101.173	80,26	143.196	269.981	88,54
BELIZE	1.790	3.225	80,17	15.224	13.142	-13,68
DOMINICAN REPUBLIC	118.658	142.125	19,78	209.187	459.608	119,71
EL SALVADOR	5.267	8.713	65,43	6.824	8.518	24,82
COSTA RICA	123.763	81.199	-34,39	151.204	196.843	30,18
HAITI	0	19.515	-	0	25.621	-
BARBADOS	20.677	5.688	-72,49	31.585	11.626	-63,19
ANTIGUA AND BARBUDA	20.897	33.661	61,08	54.762	91.480	67,05
ANGUILLA	16.498	526	-96,81	48.878	40	-99,92
ARUBA	35.566	59.234	66,55	58.088	90.597	55,97
BERMUDA	16.403	19.213	17,13	42.557	65.564	54,06
CAYMAN ISLANDS	5.431	923	-83,00	21.560	555	-97,43
DOMINICA	2.642	963	-63,55	4.981	3.775	-24,21
FALKLAND ISLANDS (MALVINAS)	3.679	0	-100,00	4.803	0	-100,00
FRENCH GUIANA	18.473	19.140	3,61	30.733	66.383	116,00
FRENCH POLYNESIA	220.446	512.853	132,64	342.610	952.002	177,87
GRENADA	12.595	6.628	-47,38	16.143	30.689	90,11
MARTINIQUE	42.675	109.313	156,15	97.891	202.989	107,36
NETHERLANDS ANTILLES	215.894	322.503	49,38	667.486	1.298.519	94,54
NORFOLK ISLANDS	0	2.081	-	0	4.992	-
SAINT LUCIA	2.817	48.343	1.616,12	2.891	188.243	6.411,35
TURKS AND CAICOS ISLANDS	579.738	253.114	-56,34	678.723	566.495	-16,54
GUADELOUPE	61.380	90.063	46,73	277.688	261.167	-5,95
SAINT KITTS AND NEVIS	15.000	10.948	-27,01	2.180	16.035	635,55
UNITED KINGDOM	27.367.900	26.146.173	-4,46	51.377.766	52.132.241	1,47
NETHERLANDS	60.715.979	49.917.298	-17,79	79.539.321	69.277.922	-12,90
FRANCE	16.299.006	14.603.658	-10,40	25.984.246	26.723.019	2,84
GERMANY, FED. REP. OF	37.162.604	33.494.550	-9,87	54.176.148	55.608.230	2,64
AUSTRIA	231.791	185.067	-20,16	647.683	583.074	-9,98
BELGIUM	22.715.792	15.733.555	-30,74	27.194.749	22.556.560	-17,06
SWITZERLAND	239.766	123.502	-48,49	581.262	529.489	-8,91
LUXEMBOURG	50.383	184.254	265,71	52.551	124.768	137,42
MONACO	0	312	-	0	1.308	-
DENMARK	6.626.381	4.418.426	-33,32	10.048.440	8.469.098	-15,72
NORWAY	4.361.794	4.252.311	-2,51	8.821.480	9.698.521	9,94
SWEDEN	1.693.927	1.849.933	9,21	3.071.118	4.894.112	59,36
FINLAND	1.944.842	1.838.016	-5,49	3.303.034	4.109.069	24,40
IRELAND	2.279.079	2.187.393	-4,02	4.777.858	4.647.242	-2,73
ITALY	13.313.162	12.727.309	-4,40	25.474.916	29.805.804	17,00
SPAIN	8.368.348	6.809.043	-18,63	15.707.437	14.044.353	-10,59
PORTUGAL	2.283.595	1.634.133	-28,44	4.390.901	3.748.659	-14,63
ICELAND	26.340	23.940	-9,11	55.238	48.152	-12,83
GREECE	2.374.738	1.511.904	-36,33	3.164.050	2.775.060	-12,29
VATICAN CITY STATE (HOLY SEE)	4.357	0	-100,00	1.810	0	-100,00
ANDORRA	0	3.655	-	0	1.679	-
HUNGARY	184.541	225.220	22,04	485.459	404.891	-16,60
POLAND	9.471.662	9.043.327	-4,52	11.326.893	13.139.416	16,00
ROMANIA	102.805	373.865	263,66	171.354	528.565	208,46
BULGARIA	418.080	622.106	48,80	662.807	948.429	43,09
YUGOSLAVIA	41.899	140.667	235,73	74.504	195.403	162,27
ALBANIA	2.264	3.559	57,20	1.289	9.379	627,62
AZERBAIJAN	68.321	294.321	330,79	71.747	522.323	628,01
BELARUS	4.786	0	-100,00	15.369	0	-100,00
KAZAKHSTAN	258.482	394.565	52,65	406.594	779.567	91,73
MOLDOVA, REPUBLIC OF	0	15.592	-	0	15.763	-
UKRAINE	792.534	1.233.854	55,68	1.071.617	1.956.595	82,58
UZBEKISTAN	0	13.272	-	0	20.800	-
LITHUANIA	79.271	78.587	-0,86	219.086	172.863	-21,10
LATVIA	593.794	415.333	-30,05	757.152	575.576	-23,98
ESTONIA	403.168	659.351	63,54	582.707	942.967	61,83
GEORGIA	54.516	152.198	179,18	73.699	282.560	283,40
CROATIA	466.130	579.232	24,26	1.084.376	1.102.194	1,64
BOSNIA AND HERZEGOVINA	806	1.169	45,04	2.037	5.382	164,21

TABEL 5. PERKEMBANGAN EKSPOR INDONESIA MENURUT KOMODITI DAN NEGARA TUJUAN

JENIS BARANG	BERAT BERSIH (KG)		PERUB	NILAI FOB (US \$)		PERUB
	JAN-AGT 2007	JAN-AGT 2008	%	JAN-AGT 2007	JAN-AGT 2008	%
	(1)	(2)	(3)	(4)	(5)	(6)
MALTA	76.085	14.741	-80,63	128.014	44.288	-65,40
SLOVAKIA	31.966	86.742	171,36	57.355	115.062	100,61
SLOVENIA	162.698	260.114	59,88	326.787	521.588	59,61
CZECH REPUBLIC	310.388	364.190	17,33	1.088.656	963.598	-11,49
REP. OF MACEDONIA	0	8.915	-	0	12.942	-
RUSSIA FEDERATION	1.552.086	1.466.175	-5,54	2.651.827	3.142.797	18,51
-TIMAH	48.763.694	89.869.579	84,30	616.303.202	1.632.682.350	164,92
JAPAN	634.713	2.891.250	355,52	5.850.856	48.984.845	737,23
HONG KONG	180.522	717.092	297,23	1.270.052	10.700.868	742,55
KOREA, REPUBLIC OF	334.082	1.546.847	363,01	4.337.425	29.452.919	579,04
TAIWAN	335.147	1.269.008	278,64	2.251.511	23.405.828	939,56
CHINA	177.298	391.091	120,58	772.108	5.418.544	601,79
THAILAND	0	19.733	-	0	266.395	-
SINGAPORE	46.153.427	73.996.199	60,33	596.709.407	1.354.330.271	126,97
PHILIPPINES	0	50.264	-	0	1.121.771	-
MALAYSIA	280.800	8.031.312	2.760,15	4.007.231	145.932.521	3.541,73
VIET NAM	1.392	331.009	23.679,38	3.375	5.048.640	149.489,33
INDIA	24.789	500.611	1.919,49	282.026	7.081.113	2.410,80
BANGLADESH	387.676	966	-99,75	80.898	16.830	-79,20
AUSTRALIA	73.929	88.225	19,34	232.067	298.878	28,79
EAST TIMOR	0	4.064	-	0	4.620	-
UNITED STATES	116.364	7.046	-93,94	283.997	68.004	-76,05
NETHERLANDS	0	24.828	-	0	550.199	-
FRANCE	413	0	-100,00	270	0	-100,00
GERMANY, FED. REP. OF	63.082	0	-100,00	215.229	0	-100,00
NORWAY	60	0	-100,00	6.750	0	-100,00
ITALY	0	34	-	0	104	-
-ALUMINIUM	201.831.599	177.477.000	-12,07	609.382.791	571.600.312	-6,20
JAPAN	112.544.733	93.542.309	-16,88	308.400.832	258.622.069	-16,14
HONG KONG	932.131	1.118.671	20,01	3.057.029	3.921.934	28,29
KOREA, DEMOCRATIC PEOPLE'S REI	0	1.306	-	0	8.250	-
KOREA, REPUBLIC OF	3.893.934	6.538.520	67,92	6.074.063	13.563.899	123,31
TAIWAN	2.048.715	3.222.070	57,27	7.259.927	12.406.289	70,89
CHINA	1.695.433	1.638.590	-3,35	6.279.895	5.757.739	-8,31
PAPUA NEW GUINEA	535.240	502.174	-6,18	1.880.662	1.942.904	3,31
THAILAND	4.583.318	5.073.690	10,70	17.359.374	20.817.971	19,92
SINGAPORE	15.294.325	7.580.705	-50,43	48.390.669	28.285.885	-41,55
PHILIPPINES	7.503.370	7.350.447	-2,04	24.730.031	22.975.077	-7,10
MALAYSIA	9.120.460	7.703.260	-15,54	30.590.912	27.754.003	-9,27
MYANMAR (FORM. BURMA)	180.875	67.197	-62,85	617.892	251.865	-59,24
BRUNEI DARUSSALAM	184.064	204.673	11,20	687.378	927.670	34,96
NEPAL	0	176.659	-	0	651.890	-
VIET NAM	1.049.973	865.536	-17,57	4.447.029	4.253.453	-4,35
MALDIVES	6.243	10.847	73,75	13.225	19.306	45,98
INDIA	899.978	1.053.218	17,03	3.449.819	4.402.465	27,61
PAKISTAN	58.285	209.957	260,22	222.770	1.048.321	370,58
BANGLADESH	233.695	178.484	-23,63	843.511	772.913	-8,37
SRI LANKA	130.661	76.509	-41,44	698.607	327.509	-53,12
IRAQ	7.975	0	-100,00	47.909	0	-100,00
IRAN (ISLAMIC REPUBLIC OF)	31.172	20.359	-34,69	108.172	62.268	-42,44
SAUDI ARABIA	291.117	2.895.377	894,58	960.444	20.020.861	1.984,54
KUWAIT	5.046	9.415	86,58	13.011	6.600	-49,27
JORDAN	5.521	7.783	40,97	29.878	52.278	74,97
LEBANON	0	9.240	-	0	16.027	-
YEMEN	0	891.666	-	0	2.836.487	-
OMAN	219	850.905	388.441,10	325	3.822.787	1.176.142,15
TURKEY	152.252	96.323	-36,73	629.540	404.781	-35,70
UNITED ARAB EMIRATES	135.186	411.501	204,40	807.293	2.129.761	163,82
QATAR	177	0	-100,00	753	0	-100,00
BAHRAIN	0	157	-	0	6.215	-
CYPRUS	0	819	-	0	9.324	-
EGYPT	1.689.829	234.375	-86,13	5.844.833	1.187.865	-79,68
MOROCCO	1.131	905	-19,98	6.873	4.853	-29,39
SUDAN	22.813	0	-100,00	114.323	0	-100,00
ERITREA	0	6.073	-	0	24.989	-
ETHIOPIA	0	1.109.688	-	0	3.750.000	-
MADAGASCAR	60.828	45.726	-24,83	191.337	157.220	-17,83
KENYA	1.648	1.800	9,22	4.960	10.905	119,86
REUNION	28.127	20.206	-28,16	91.426	70.536	-22,85
MOZAMBIQUE	3.056	90.653	2.866,39	19.082	417.965	2.090,36
GHANA	10.395	0	-100,00	55.347	0	-100,00
NIGERIA	987.573	218.247	-77,90	1.428.589	761.773	-46,68
COTE D'IVOIRE	20.242	83.520	312,61	100.163	413.280	312,61
SENEGAL	15.043	3.327	-77,88	63.121	19.667	-68,84
BENIN	0	125	-	0	68	-
U.S. VIRGIN ISLANDS	20	0	-100,00	34	0	-100,00

TABEL 5. PERKEMBANGAN EKSPOR INDONESIA MENURUT KOMODITI DAN NEGARA TUJUAN

JENIS BARANG	BERAT BERSIH (KG)		PERUB	NILAI FOB (US \$)		PERUB	
	JAN-AGT 2007	JAN-AGT 2008	%	JAN-AGT 2007	JAN-AGT 2008	%	
	(1)	(2)	(3)	(4)	(5)	(6)	(7)
SEYCHELLES		156	72	-53,85	86	43	-50,00
UGANDA	281.100		0	-100,00	1.028.000	0	-100,00
SAO TOME AND PRINCIPE	0		593	-	0	500	-
SOUTH AFRICA	213.527		137.969	-35,39	945.141	1.045.404	10,61
ZAMBIA	0		1.056	-	0	12.342	-
MALAWI	22.324		0	-100,00	125.456	0	-100,00
MAURITIUS	403.309		400.970	-0,58	1.315.228	1.497.691	13,87
AUSTRALIA	3.886.977		5.294.344	36,21	14.115.724	20.035.753	41,94
NEW ZEALAND	603.147		1.522.621	152,45	2.097.320	5.271.585	151,35
GUAM	0		243	-	0	1.620	-
NEW CALEDONIA	252.598		264.922	4,88	771.005	964.874	25,14
VANUATU	4.819		988	-79,50	39.564	2.011	-94,92
COOK ISLANDS	0		65	-	0	188	-
FIJI	192.465		54.926	-71,46	610.289	161.641	-73,51
KIRIBATI	0		148	-	0	1.608	-
TONGA	0		110	-	0	589	-
EAST TIMOR	15		146.095	973.866,67	42	122.633	291.883,33
UNITED STATES	27.699.765		19.840.466	-28,37	95.619.039	73.001.557	-23,65
CANADA	1.969.147		1.096.160	-44,33	7.617.875	4.573.151	-39,97
MEXICO	794		31.853	3.911,71	1.540	191.435	12.330,84
GUATEMALA	0		186	-	0	912	-
PANAMA	913		0	-100,00	9.716	0	-100,00
CHILE	38.350		22.389	-41,62	242.968	166.609	-31,43
VENEZUELA	20		421	2.005,00	157	128	-18,47
ARGENTINA	71		150	111,27	70	195	178,57
BRAZIL	2.352		144.639	6.049,62	8.475	850.160	9.931,39
URUGUAY	0		1.057	-	0	518	-
ECUADOR	56		0	-100,00	148	0	-100,00
PERU	21		0	-100,00	142	0	-100,00
TRINIDAD AND TOBAGO	0		15	-	0	1.100	-
JAMAICA	1.357		0	-100,00	112	0	-100,00
PUERTO RICO	37.373		35.736	-4,38	122.250	107.946	-11,70
DOMINICAN REPUBLIC	3.245		1.043	-67,86	32.812	12.931	-60,59
COSTA RICA	106		2.607	2.359,43	169	23.827	13.998,82
HAITI	0		136.852	-	0	670.022	-
ANGUILLA	3		0	-100,00	15	0	-100,00
FRENCH POLYNESIA	1.301		659	-49,35	1.607	2.673	66,33
MARTINIQUE	151		0	-100,00	92	0	-100,00
NETHERLANDS ANTILLES	9		939	10.333,33	294	516	75,51
GUADELOUPE	86		210	144,19	125	591	372,80
UNITED KINGDOM	585.222		1.146.882	95,97	2.971.891	6.699.954	125,44
NETHERLANDS	92.385		95.755	3,65	610.488	761.640	24,76
FRANCE	317.228		209.157	-34,07	1.774.312	1.548.130	-12,75
GERMANY, FED. REP. OF	92.035		952.448	934,88	390.586	2.275.962	482,70
AUSTRIA	8.236		1.579	-80,83	44.132	10.512	-76,18
BELGIUM	110.159		151.785	37,79	661.050	954.648	44,41
SWITZERLAND	1.425		894	-37,26	15.669	5.560	-64,52
DENMARK	60.464		203.258	236,16	202.119	682.763	237,80
NORWAY	2.443		88.512	3.523,09	15.659	285.227	1.721,49
SWEDEN	74.345		94.865	27,60	185.516	204.353	10,15
IRELAND	104		0	-100,00	63	0	-100,00
ITALY	250.554		89.178	-64,41	1.243.266	473.157	-61,94
SPAIN	164.596		67.848	-58,78	606.219	337.635	-44,30
PORTUGAL	3.916		2.822	-27,94	23.325	16.271	-30,24
GREECE	7.143		16.302	128,22	42.284	109.732	159,51
DEMOCRATIC REPUBLIC OF THE CO	14.359		9.343	-34,93	55.351	35.527	-35,82
HUNGARY	7.738		3.124	-59,63	49.746	17.518	-64,79
POLAND	609		17.311	2.742,53	1.242	106.227	8.452,90
ROMANIA	4.390		4.573	4,17	17.548	28.937	64,90
BULGARIA	234		3.601	1.438,89	425	21.211	4.890,82
YUGOSLAVIA	3.196		0	-100,00	49.333	0	-100,00
UKRAINE	0		19.732	-	0	64.594	-
CROATIA	4.052		1.663	-58,96	24.692	10.667	-56,80
SLOVAKIA	3		0	-100,00	435	0	-100,00
SLOVENIA	0		8.812	-	0	45.241	-
CZECH REPUBLIC	41.649		1.024.040	2.358,74	143.000	3.284.171	2.196,62
RUSSIA FEDERATION	4.754		0	-100,00	27.941	0	-100,00
-NIKEL	90.474.978		72.580.095	-19,78	1.837.372.311	1.120.796.023	-39,00
JAPAN	64.075.318		65.148.236	1,67	1.611.196.057	1.071.957.694	-33,47
HONG KONG	23.230		37	-99,84	89.209	673	-99,25
KOREA, REPUBLIC OF	4.966.696		57.742	-98,84	45.690.972	191.341	-99,58
TAIWAN	2.970.197		0	-100,00	29.077.039	0	-100,00
CHINA	11.003		10.281	-6,56	48.033	63.402	32,00
THAILAND	1		43	4.200,00	1.280	432	-66,25
SINGAPORE	127.364		19.376	-84,79	3.046.928	36.364	-98,81
PHILIPPINES	1.047		0	-100,00	14.273	0	-100,00
MALAYSIA	9.254		41.930	353,10	59.689	174.125	191,72

TABEL 5. PERKEMBANGAN EKSPOR INDONESIA MENURUT KOMODITI DAN NEGARA TUJUAN

JENIS BARANG	BERAT BERSIH (KG)		PERUB	NILAI FOB (US \$)		PERUB
	JAN-AGT 2007	JAN-AGT 2008	%	JAN-AGT 2007	JAN-AGT 2008	%
	(1)	(2)	(3)	(4)	(5)	(6)
VIET NAM	205	0	-100,00	1.250	0	-100,00
INDIA	40	4.382	10.855,00	235	19.729	8.295,32
PAKISTAN	958	0	-100,00	56.640	0	-100,00
BANGLADESH	92	0	-100,00	5.520	0	-100,00
OMAN	581.454	0	-100,00	3.474.471	0	-100,00
UNITED STATES	7.673	11	-99,86	892	202	-77,35
UNITED KINGDOM	2.263	3.898	72,25	21.681	47.833	120,62
NETHERLANDS	8.197.068	0	-100,00	85.277.511	0	-100,00
GERMANY, FED. REP. OF	1.990	0	-100,00	457	0	-100,00
AUSTRIA	0	59	-	0	68	-
BELGIUM	34.361	0	-100,00	117.000	0	-100,00
SWITZERLAND	9.448.224	7.294.100	-22,80	58.956.855	48.304.160	-18,07
SWEDEN	16.540	0	-100,00	236.319	0	-100,00
-BESI/BAJA	1.408.553.379	1.547.409.515	9,86	1.491.930.567	2.172.663.027	45,63
JAPAN	66.338.592	85.525.351	28,92	118.392.509	153.356.506	29,53
HONG KONG	10.647.931	3.076.033	-71,11	21.402.414	5.917.475	-72,35
KOREA, DEMOCRATIC PEOPLE'S REP	4.145	0	-100,00	32.625	0	-100,00
KOREA, REPUBLIC OF	20.588.845	33.971.790	65,00	66.949.432	144.810.773	116,30
TAIWAN	8.117.322	14.154.908	74,38	37.056.274	33.098.670	-10,68
CHINA	128.679.152	76.096.292	-40,86	37.390.239	52.273.497	39,81
MACAU	48	7.117	14.727,08	820	42.591	5.094,02
PAPUA NEW GUINEA	8.661.973	1.621.840	-81,28	10.173.101	1.845.862	-81,86
THAILAND	16.238.213	56.161.478	245,86	30.392.118	90.092.620	196,43
SINGAPORE	324.746.795	370.931.849	14,22	346.608.765	414.425.145	19,57
PHILIPPINES	9.593.111	25.216.601	162,86	12.901.640	33.587.716	160,34
MALAYSIA	145.611.685	143.855.544	-1,21	120.120.867	156.157.541	30,00
MYANMAR (FORM. BURMA)	1.977.136	1.603.678	-18,89	1.810.993	2.620.333	44,69
CAMBODIA	103	5.843.750	5.673.443,69	1.156	5.691.223	492.220,33
BRUNEI DARUSSALAM	1.324.561	807.474	-39,04	905.360	1.421.641	57,02
LAO PEOPLE'S DEMOCRATIC REPUB	29.795	0	-100,00	253.503	0	-100,00
NEPAL	0	57	-	0	315	-
VIET NAM	86.520.491	103.561.130	19,70	93.998.113	106.959.199	13,79
MALDIVES	42.405	73.728	73,87	71.390	243.246	240,73
INDIA	71.795.703	32.149.281	-55,22	72.675.763	30.150.087	-58,51
PAKISTAN	5.690.696	5.288.407	-7,07	5.474.871	5.823.808	6,37
BANGLADESH	5.588.273	3.841.329	-31,26	3.981.644	4.664.721	17,16
SRI LANKA	11.809.043	8.303.195	-29,69	7.427.805	8.330.186	12,15
IRAN (ISLAMIC REPUBLIC OF)	48.902.585	50.622.698	3,52	30.749.092	52.666.676	71,28
SAUDI ARABIA	19.729.003	6.660.710	-66,24	16.993.394	13.423.603	-21,01
ISRAEL	0	4.634	-	0	19.550	-
KUWAIT	7.983.381	8.649.140	8,34	12.600.399	12.758.946	1,26
JORDAN	296	27.277	9.115,20	726	63.984	8.713,22
LEBANON	26.580	23.582	-11,28	81.404	77.769	-4,47
YEMEN	8.609.439	2.856.437	-66,82	9.398.230	6.038.824	-35,75
OMAN	122.914	2.127.531	1.630,91	453.553	12.549.029	2.666,83
SYRIA ARAB REPUBLIC	2.877.596	1.281.291	-55,47	6.343.490	2.976.437	-53,08
TURKEY	2.227.183	1.968.855	-11,60	2.290.587	3.331.047	45,42
UNITED ARAB EMIRATES	44.384.750	87.467.224	97,07	37.408.196	91.168.217	143,71
QATAR	15.656.376	2.401.790	-84,66	47.321.303	8.435.160	-82,17
BAHRAIN	134.667	3.872.038	2.775,27	100.510	7.981.623	7.841,12
CYPRUS	35.885	14.041	-60,87	75.043	13.503	-82,01
EGYPT	5.590.486	3.119.984	-44,19	8.874.036	1.885.872	-78,75
LIBYAN ARAB JAMAHIRIYA	232.635	0	-100,00	760.526	0	-100,00
MOROCCO	2.163	100	-95,38	4.282	278	-93,51
TUNISIA	1.713	2.040.887	119.041,10	5.333	2.880.212	53.907,35
ALGERIA	6.510.806	5.063.604	-22,23	5.164.557	21.183.546	310,17
SUDAN	473.973	43.832	-90,75	301.849	511.918	69,59
NAMIBIA	508	690	35,83	1.381	2.052	48,59
ETHIOPIA	0	230.750	-	0	302.283	-
TANZANIA, UNITED REPUBLIC OF	821	224.681	27.266,75	3.710	399.352	10.664,20
MADAGASCAR	1.163.621	1.948.387	67,44	992.414	2.267.606	128,49
SOMALIA	0	225.249	-	0	261.020	-
KENYA	82.724	121.282	46,61	81.567	240.590	194,96
REUNION	27.114	24.584	-9,33	46.344	48.578	4,82
MOZAMBIQUE	0	727.030	-	0	961.193	-
TOGO	1	0	-100,00	2	0	-100,00
GHANA	518.748	90.717	-82,51	1.147.720	189.652	-83,48
ANGOLA	744.982	903.255	21,25	1.669.816	1.662.830	-0,42
CONGO	975.685	0	-100,00	1.974.806	0	-100,00
CAMEROON	31.654	35.581	12,41	163.340	69.485	-57,46
NIGERIA	3.838.558	295.234	-92,31	1.995.931	637.105	-68,08
GABON	0	15.428	-	0	34.437	-
COTE D'IVOIRE	31.738	46.316	45,93	26.638	55.634	108,85
SENEGAL	490	888	81,22	231	2.296	893,94
MAURITANIA	0	250.099	-	0	750.803	-
BENIN	32.257	89.513	177,50	31.417	180.048	473,09
GAMBIA	1.184	0	-100,00	7.125	0	-100,00

TABEL 5. PERKEMBANGAN EKSPOR INDONESIA MENURUT KOMODITI DAN NEGARA TUJUAN

JENIS BARANG	BERAT BERSIH (KG)		PERUB	NILAI FOB (US \$)		PERUB
	JAN-AGT 2007	JAN-AGT 2008	%	JAN-AGT 2007	JAN-AGT 2008	%
(1)	(2)	(3)	(4)	(5)	(6)	(7)
U.S. VIRGIN ISLANDS	467	0	-100,00	1.515	0	-100,00
SEYCHELLES	425	416.762	97.961,65	570	385.346	67.504,56
NIGER	0	88	-	0	250	-
DJIBOUTI	720	1.912.292	265.496,11	126	2.289.311	1.816.813,49
SAINT HELENA	86	0	-100,00	548	0	-100,00
SOUTH AFRICA	1.044.576	3.798.278	263,62	1.050.041	7.826.342	645,34
ZIMBABWE	0	5.074	-	0	10.258	-
ZAMBIA	372.284	139.326	-62,58	761.349	299.140	-60,71
COMOROS	6.139	0	-100,00	1.229	0	-100,00
MAURITIUS	3.478.059	5.307.286	52,59	4.774.788	7.563.376	58,40
RWANDA	0	35	-	0	250	-
VIRGIN ISLANDS (BRITISH)	0	85	-	0	521	-
AUSTRALIA	66.050.034	144.520.740	118,80	49.144.055	154.553.094	214,49
NEW ZEALAND	4.422.867	3.654.235	-17,38	3.183.848	5.000.899	57,07
MICRONESIA, FEDERATED STATES (2.899	203	-93,00	7.152	1.039	-85,47
GUAM	32.495	17.804	-45,21	13.527	16.002	18,30
PALAU	97	1.027	958,76	108	2.521	2.234,26
NEW CALEDONIA	31.167	53.021	70,12	36.986	135.108	265,29
NORTHERN MARIANA ISLANDS	79	0	-100,00	178	0	-100,00
SAINT VINCENT AND THE GRENADIN	253	43	-83,00	399	43	-89,22
VANUATU	1.633	55.336	3.288,61	2.396	115.092	4.703,51
WALLIS AND FUTUNA ISLANDS	1.891	840	-55,58	3.563	1.824	-48,81
COOK ISLANDS	2.647	3.335	25,99	5.039	22.279	342,13
FIJI	687.092	56.391	-91,79	918.613	118.938	-87,05
SAMOA	1.501	0	-100,00	4.551	0	-100,00
SOLOMON ISLANDS	24.069	2.057.343	8.447,69	39.278	1.737.730	4.324,18
TONGA	0	1.088	-	0	1.471	-
TUVALU	96	0	-100,00	354	0	-100,00
EAST TIMOR	31.484	4.198.625	13.235,74	13.006	5.436.025	41.696,29
UNITED STATES	40.420.097	51.728.271	27,98	79.020.935	125.821.894	59,23
CANADA	776.067	1.319.563	70,03	2.889.939	5.607.709	94,04
MEXICO	268.690	802.011	198,49	747.061	2.095.288	180,47
GUATEMALA	65.129	158.905	143,99	121.099	416.774	244,16
HONDURAS	0	294	-	0	239	-
NICARAGUA	51	2.716	5.225,49	39	4.903	12.471,79
PANAMA	6.402	1.197	-81,30	7.671	1.290	-83,18
SURINAME	0	16.874	-	0	37.286	-
CHILE	137.697	388.372	182,05	210.821	608.691	188,72
VENEZUELA	71.541	5.007	-93,00	159.221	100.856	-36,66
ARGENTINA	423.709	101.323	-76,09	1.780.301	715.408	-59,82
BRAZIL	432.029	2.179.164	404,40	1.504.184	8.063.361	436,06
COLOMBIA	45.900	84.211	83,47	129.349	338.747	161,89
BOLIVIA	3.276	0	-100,00	42.662	0	-100,00
URUGUAY	42.787	44.350	3,65	183.944	117.959	-35,87
ECUADOR	63.997	573.341	795,89	215.387	1.264.615	487,14
PERU	318.336	403.598	26,78	650.690	823.151	26,50
TRINIDAD AND TOBAGO	0	100.862	-	0	105.779	-
BAHAMAS	0	35	-	0	35	-
JAMAICA	181	409	125,97	95	137	44,21
PUERTO RICO	36.240	405.514	1.018,97	199.476	649.345	225,53
BELIZE	8	26	225,00	71	107	50,70
DOMINICAN REPUBLIC	5.277	2.784	-47,24	4.107	3.645	-11,25
EL SALVADOR	812	0	-100,00	415	0	-100,00
COSTA RICA	6.454	4.072	-36,91	7.507	3.948	-47,41
BARBADOS	88	50.950	57.797,73	163	61.340	37.531,90
ANTIGUA AND BARBUDA	114	0	-100,00	218	0	-100,00
ANGUILLA	5.715	0	-100,00	17.283	0	-100,00
ARUBA	0	504	-	0	4.796	-
BERMUDA	15	2	-86,67	207	60	-71,01
FRENCH GUIANA	798	5.045	532,21	1.466	15.075	928,31
FRENCH POLYNESIA	21.602	1.836.860	8.403,19	32.849	1.525.517	4.544,03
GRENADA	0	48	-	0	235	-
MARTINIQUE	2.505	4.262	70,14	4.134	7.779	88,17
NETHERLANDS ANTILLES	4.415	2.121	-51,96	7.780	6.652	-14,50
TURKS AND CAICOS ISLANDS	0	128	-	0	212	-
GUADELOUPE	2.761	3.873	40,28	8.303	9.040	8,88
SAINT KITTS AND NEVIS	0	3.391	-	0	2.001	-
UNITED KINGDOM	24.300.474	11.845.810	-51,25	15.299.570	10.243.728	-33,05
NETHERLANDS	69.191.220	58.266.905	-15,79	51.279.186	59.544.328	16,12
FRANCE	1.736.170	335.299	-80,69	5.153.796	1.964.478	-61,88
GERMANY, FED. REP. OF	35.589.206	39.594.480	11,25	26.652.395	35.443.218	32,98
AUSTRIA	1.146	1.882	64,22	6.819	6.116	-10,31
BELGIUM	29.834.110	2.680.751	-91,01	23.813.982	13.243.285	-44,39
SWITZERLAND	101.748	29.592.927	28.984,53	223.851	185.345.033	82.698,39
LUXEMBOURG	47	0	-100,00	145	0	-100,00
DENMARK	15.860.945	9.742.054	-38,58	10.032.524	7.281.069	-27,43
NORWAY	6.563	52.734	703,50	85.118	196.356	130,69
SWEDEN	81.455	410.773	404,29	425.492	908.887	113,61

TABEL 5. PERKEMBANGAN EKSPOR INDONESIA MENURUT KOMODITI DAN NEGARA TUJUAN

JENIS BARANG	BERAT BERSIH (KG)		PERUB	NILAI FOB (US \$)		PERUB
	JAN-AGT 2007	JAN-AGT 2008	%	JAN-AGT 2007	JAN-AGT 2008	%
	(1)	(2)	(3)	(4)	(5)	(6)
FINLAND	57.659	17.557	-69,55	287.307	177.970	-38,06
IRELAND	19.718	6.526	-66,90	28.963	11.828	-59,16
ITALY	10.220.211	2.956.900	-71,07	26.083.045	9.632.325	-63,07
SPAIN	1.038.719	5.339.252	414,02	2.746.010	6.351.073	131,28
PORTUGAL	129.632	460.161	254,97	602.383	1.331.042	120,96
ICELAND	16	119.937	749.506,25	576	258.000	44.691,67
GREECE	173.493	181.034	4,35	905.319	448.191	-50,49
VATICAN CITY STATE (HOLY SEE)	152	0	-100,00	130	0	-100,00
ANDORRA	146.863	0	-100,00	522.340	0	-100,00
DEMOCRATIC REPUBLIC OF THE CO	1.888	955	-49,42	8.183	3.636	-55,57
HUNGARY	2.584	3.589	38,89	5.617	5.781	2,92
POLAND	38.632	132.652	243,37	192.851	382.872	98,53
ROMANIA	21.501	993.138	4.519,03	18.216	1.277.630	6.913,78
BULGARIA	3.724	10.092	171,00	9.907	31.081	213,73
YUGOSLAVIA	530	2.236	321,89	862	4.492	421,11
ALBANIA	0	135	-	0	203	-
AZERBAIJAN	820.790	0	-100,00	1.363.757	0	-100,00
KAZAKHSTAN	0	3.072	-	0	4.432	-
UKRAINE	23.221	18.105	-22,03	37.953	36.742	-3,19
LITHUANIA	395	163.185	41.212,66	2.504	370.835	14.709,70
LATVIA	10	0	-100,00	360	0	-100,00
ESTONIA	58.656	517.446	782,17	210.924	1.409.975	568,48
GEORGIA	87.925	99.556	13,23	66.866	127.723	91,01
CROATIA	2.119	11.177	427,47	3.762	32.295	758,45
BOSNIA AND HERZEGOVINA	8.945	170	-98,10	26.063	798	-96,94
MALTA	4.556.545	1.717	-99,96	2.481.230	4.684	-99,81
SLOVAKIA	402	377	-6,22	9.217	2.438	-73,55
SLOVENIA	7.681	5.534	-27,95	20.083	20.884	3,99
CZECH REPUBLIC	8.159	3.739	-54,17	53.398	11.577	-78,32
RUSSIA FEDERATION	105.838	1.842.147	1.640,53	268.913	5.072.976	1.786,47
-TEMBAGA	225.577.839	189.320.397	-16,07	1.861.887.849	1.609.257.445	-13,57
JAPAN	23.411.063	2.613.819	-88,84	489.081.073	130.828.644	-73,25
HONG KONG	7.964.318	8.008.350	0,55	48.571.109	56.590.478	16,51
KOREA, REPUBLIC OF	3.748.006	4.643.970	23,91	107.364.808	150.052.637	39,76
TAIWAN	21.301.667	11.517.975	-45,93	138.316.770	77.762.527	-43,78
CHINA	43.185.292	38.423.755	-11,03	211.466.976	207.528.863	-1,86
PAPUA NEW GUINEA	0	56	-	0	89	-
THAILAND	32.774.382	41.095.333	25,39	225.820.544	325.626.739	44,20
SINGAPORE	12.349.861	14.370.350	16,36	75.688.302	149.834.981	97,96
PHILIPPINES	10.931.502	10.391.093	-4,94	80.454.710	86.039.188	6,94
MALAYSIA	60.013.649	47.093.873	-21,53	416.995.262	364.967.405	-12,48
MYANMAR (FORM. BURMA)	1.794	0	-100,00	14.062	0	-100,00
CAMBODIA	30	0	-100,00	550	0	-100,00
BRUNEI DARUSSALAM	16.491	670	-95,94	2.670	338	-87,34
LAO PEOPLE'S DEMOCRATIC REPUB	1.440	0	-100,00	89.700	0	-100,00
VIET NAM	7.544.640	5.306.468	-29,67	54.145.654	43.387.527	-19,87
MALDIVES	1.414	533	-62,31	15.461	5.347	-65,42
INDIA	322.099	523.113	62,41	2.460.651	4.267.098	73,41
PAKISTAN	149	96.604	64.734,90	1.800	654.700	36.272,22
BANGLADESH	374.424	0	-100,00	2.925.400	0	-100,00
SRI LANKA	36	0	-100,00	200	0	-100,00
IRAN (ISLAMIC REPUBLIC OF)	1.524	610	-59,97	21.810	9.627	-55,86
LEBANON	713	0	-100,00	1.109	0	-100,00
TURKEY	442	0	-100,00	515	0	-100,00
UNITED ARAB EMIRATES	705	2.342	232,20	3.149	12.585	299,65
QATAR	0	3.021	-	0	2.275	-
MADAGASCAR	200.000	749.999	275,00	100.000	540.000	440,00
KENYA	0	5.984	-	0	27.882	-
REUNION	105	0	-100,00	334	0	-100,00
SENEGAL	120	690	475,00	4.984	6.880	38,04
SEYCHELLES	0	59	-	0	128	-
SOUTH AFRICA	5.603	2.152	-61,59	19.273	8.695	-54,89
MAURITIUS	0	61	-	0	786	-
VIRGIN ISLANDS (BRITISH)	0	959	-	0	2.630	-
AUSTRALIA	89.646	21.698	-75,80	371.887	321.639	-13,51
NEW ZEALAND	36.444	268.455	636,62	2.759	252.662	9.057,74
NEW CALEDONIA	36	53	47,22	133	150	12,78
VANUATU	233	287	23,18	282	521	84,75
FIJI	1.036	2.372	128,96	5.836	10.921	87,13
TONGA	0	37	-	0	30	-
EAST TIMOR	0	262.348	-	0	207.391	-
UNITED STATES	573.619	3.632.754	533,30	5.983.331	8.792.032	46,94
CANADA	52.454	53.147	1,32	462.754	507.446	9,66
MEXICO	302	0	-100,00	2.612	0	-100,00
VENEZUELA	4	21	425,00	119	177	48,74
BRAZIL	37.182	11.755	-68,39	169.860	120.664	-28,96
COLOMBIA	91	0	-100,00	123	0	-100,00

TABEL 5. PERKEMBANGAN EKSPOR INDONESIA MENURUT KOMODITI DAN NEGARA TUJUAN

JENIS BARANG	BERAT BERSIH (KG)		PERUB	NILAI FOB (US \$)		PERUB
	JAN-AGT 2007	JAN-AGT 2008	%	JAN-AGT 2007	JAN-AGT 2008	%
(1)	(2)	(3)	(4)	(5)	(6)	(7)
BOLIVIA	44	0	-100,00	497	0	-100,00
ECUADOR	7.148	0	-100,00	17.092	0	-100,00
PERU	0	13	-	0	100	-
BAHAMAS	140	0	-100,00	3.475	0	-100,00
PUERTO RICO	0	1	-	0	3	-
DOMINICAN REPUBLIC	113	249	120,35	193	333	72,54
COSTA RICA	132	0	-100,00	283	0	-100,00
ANTIGUA AND BARBUDA	33	0	-100,00	1.591	0	-100,00
ANGUILLA	78	0	-100,00	236	0	-100,00
NETHERLANDS ANTILLES	0	252	-	0	1.105	-
GUADELOUPE	0	114	-	0	150	-
UNITED KINGDOM	152.522	21.520	-85,89	369.701	94.114	-74,54
NETHERLANDS	61.452	9.045	-85,28	96.514	69.352	-28,14
FRANCE	3.898	4.100	5,18	21.817	17.283	-20,78
GERMANY, FED. REP. OF	30.302	4.152	-86,30	147.103	26.112	-82,25
AUSTRIA	0	1.574	-	0	15.285	-
BELGIUM	48.776	76.707	57,26	275.960	511.191	85,24
SWITZERLAND	504	101	-79,96	1.355	827	-38,97
DENMARK	2.021	1.582	-21,72	8.925	1.174	-86,85
SWEDEN	67.635	78.424	15,95	196.379	69.058	-64,83
FINLAND	181	12	-93,37	1.840	34	-98,15
ITALY	6.391	6.947	8,70	9.442	28.925	206,34
SPAIN	4.980	5.408	8,59	19.475	14.366	-26,23
PORTUGAL	760	0	-100,00	1.713	0	-100,00
GREECE	1.099	2.036	85,26	3.568	6.412	79,71
DEMOCRATIC REPUBLIC OF THE CO	25.173	0	-100,00	97.030	0	-100,00
POLAND	295	0	-100,00	987	0	-100,00
ROMANIA	0	1	-	0	25	-
YUGOSLAVIA	0	533	-	0	806	-
CROATIA	4	0	-100,00	39	0	-100,00
MALTA	290	0	-100,00	360	0	-100,00
SLOVAKIA	137	2.761	1.915,33	9.089	29.035	219,45
CZECH REPUBLIC	221.215	99	-99,96	36.613	73	-99,80
-SENG	3.922.897	2.525.662	-35,62	8.069.494	5.777.987	-28,40
JAPAN	1.735.429	1.517.166	-12,58	3.943.632	2.710.806	-31,26
HONG KONG	0	42.458	-	0	62.953	-
TAIWAN	273.569	100.966	-63,09	182.160	51.710	-71,61
CHINA	404.508	155.238	-61,62	272.544	170.200	-37,55
PAPUA NEW GUINEA	0	172	-	0	165	-
THAILAND	380.001	55.031	-85,52	1.175.601	63.430	-94,60
SINGAPORE	340.301	65.332	-80,80	658.323	129.118	-80,39
PHILIPPINES	89.488	55.443	-38,04	162.528	85.067	-47,66
MALAYSIA	77.663	40.043	-48,44	200.354	78.216	-60,96
BRUNEI DARUSSALAM	1.693	0	-100,00	6.112	0	-100,00
VIET NAM	116.543	2.280	-98,04	417.542	14.572	-96,51
INDIA	395.392	68.075	-82,78	896.739	173.743	-80,63
PAKISTAN	0	54.015	-	0	1.728.480	-
SRI LANKA	53.741	0	-100,00	88.046	0	-100,00
EGYPT	1	0	-100,00	1	0	-100,00
KENYA	0	8.000	-	0	13.216	-
GHANA	0	279	-	0	833	-
ANGOLA	0	1.750	-	0	1.500	-
CAMEROON	0	1.339	-	0	776	-
NIGERIA	40.000	28.000	-30,00	40.000	32.270	-19,33
GAMBIA	619	0	-100,00	435	0	-100,00
AUSTRALIA	8.564	0	-100,00	19.423	0	-100,00
AMERICAN SAMOA	2.211	6.271	183,63	3.650	9.093	149,12
SAMOA	0	2.898	-	0	8.126	-
EAST TIMOR	330	288.577	87.347,58	294	353.475	120.129,59
UNITED STATES	0	18	-	0	100	-
JAMAICA	2.677	0	-100,00	220	0	-100,00
UNITED KINGDOM	9	23	155,56	1.400	132	-90,57
NETHERLANDS	0	914	-	0	5.792	-
FRANCE	158	1	-99,37	490	2	-99,59
SWEDEN	0	17.096	-	0	21.162	-
PORTUGAL	0	14.208	-	0	60.500	-
POLAND	0	69	-	0	2.550	-
-LOGAM TIDAK MULIA LAIN	315.883.263	188.515.691	-40,32	138.138.843	174.087.282	26,02
JAPAN	61.949.796	4.620.145	-92,54	23.132.663	21.986.363	-4,96
HONG KONG	1.053.250	1.064.342	1,05	3.409.171	3.327.291	-2,40
KOREA, DEMOCRATIC PEOPLE'S REI	55	0	-100,00	10	0	-100,00
KOREA, REPUBLIC OF	148.425	69.460.789	46.698,58	433.044	7.067.994	1.532,17
TAIWAN	119.089	221.804	86,25	362.034	584.751	61,52
CHINA	64.745.706	1.174.802	-98,19	3.849.619	2.738.857	-28,85
MONGOLIA	137	0	-100,00	10.046	0	-100,00
MACAU	1.923	5.414	181,54	10.569	44	-99,58

TABEL 5. PERKEMBANGAN EKSPOR INDONESIA MENURUT KOMODITI DAN NEGARA TUJUAN

JENIS BARANG	BERAT BERSIH (KG)		PERUB	NILAI FOB (US \$)		PERUB
	JAN-AGT 2007	JAN-AGT 2008	%	JAN-AGT 2007	JAN-AGT 2008	%
	(1)	(2)	(3)	(4)	(5)	(6)
PAPUA NEW GUINEA	841.369	368.803	-56,17	2.123.920	1.826.881	-13,99
THAILAND	1.839.826	2.229.009	21,15	11.280.816	15.165.612	34,44
SINGAPORE	16.240.276	17.179.712	5,78	24.455.439	29.839.415	22,02
PHILIPPINES	71.429.328	2.386.173	-96,66	5.149.999	4.388.877	-14,78
MALAYSIA	2.292.036	3.152.345	37,53	8.416.402	12.503.939	48,57
MYANMAR (FORM. BURMA)	15.179	575	-96,21	37.893	1.244	-96,72
CAMBODIA	24.870	19.659	-20,95	20.876	55.328	165,03
BRUNEI DARUSSALAM	48.674	52.721	8,31	177.418	118.617	-33,14
LAO PEOPLE'S DEMOCRATIC REPUB	0	12.832	-	0	82.214	-
VIET NAM	1.215.581	2.063.804	69,78	4.341.067	13.880.768	219,75
MALDIVES	31.807	27.740	-12,79	58.761	106.583	81,38
INDIA	530.091	70.058.579	13.116,33	1.520.350	3.461.886	127,70
PAKISTAN	105.139	173.814	65,32	422.640	674.813	59,67
BANGLADESH	21.551	1.768	-91,80	78.583	4.836	-93,85
SRI LANKA	56.509	71.583	26,68	137.616	368.557	167,82
IRAQ	39.998	79.543	98,87	39.600	194.237	390,50
IRAN (ISLAMIC REPUBLIC OF)	71.324	443.418	521,70	303.279	804.179	165,16
SAUDI ARABIA	785.401	315.518	-59,83	863.155	627.594	-27,29
ISRAEL	0	60.744	-	0	99.490	-
KUWAIT	73.687	44.410	-39,73	133.469	125.022	-6,33
JORDAN	14.126	17.247	22,09	74.012	49.253	-33,45
LEBANON	120.109	83.693	-30,32	130.955	401.960	206,95
YEMEN	20.518	748	-96,35	19.960	2.510	-87,42
OMAN	87.579	8.438	-90,37	97.968	25.384	-74,09
SYRIA ARAB REPUBLIC	140.498	84.376	-39,95	416.088	86.391	-79,24
TURKEY	19.548	73.830	277,69	162.972	500.438	207,07
UNITED ARAB EMIRATES	1.061.056	1.633.405	53,94	1.567.371	3.472.975	121,58
QATAR	56.509	200.030	253,98	121.706	374.040	207,33
BAHRAIN	383	21.569	5.531,59	1.017	28.641	2.716,22
CYPRUS	18.686	52.252	179,63	21.874	61.004	178,89
EGYPT	86.405	68.293	-20,96	185.197	183.114	-1,12
LIBYAN ARAB JAMAHIRIYA	19.458	72.190	271,00	19.609	135.540	591,21
MOROCCO	53.803	16.431	-69,46	53.867	19.823	-63,20
TUNISIA	1.724	6.020	249,19	53.522	9.969	-81,37
ALGERIA	40.000	288	-99,28	40.040	8.065	-79,86
SUDAN	626	8.056	1.186,90	3.300	111.956	3.292,61
NAMIBIA	0	1.400	-	0	100	-
ETHIOPIA	4.619	61.853	1.239,10	5.320	64.635	1.114,94
TANZANIA, UNITED REPUBLIC OF	29.149	13.889	-52,35	89.901	63.085	-29,83
MADAGASCAR	57.462	14.891	-74,09	48.982	35.480	-27,57
KENYA	109.479	109.855	0,34	329.205	360.859	9,62
REUNION	4.571	12.225	167,45	6.025	12.935	114,69
MOZAMBIQUE	0	275	-	0	560	-
GHANA	18.560	0	-100,00	25.215	0	-100,00
LIBERIA	798	19.351	2.324,94	11.160	92.211	726,26
ANGOLA	49.568	15.393	-68,95	37.638	56.133	49,14
CONGO	227	0	-100,00	10.845	0	-100,00
CAMEROON	182	0	-100,00	8.876	0	-100,00
NIGERIA	506.182	636.669	25,78	1.255.338	1.958.901	56,05
SIERRA LEONE	2.790	4.129	47,99	11.076	21.501	94,12
SENEGAL	156	0	-100,00	1.123	0	-100,00
BENIN	125.124	57.534	-54,02	94.166	42.080	-55,31
BURKINA FASO	0	23	-	0	50	-
U.S. VIRGIN ISLANDS	0	200	-	0	520	-
SEYCHELLES	0	27.463	-	0	46.624	-
UGANDA	10.626	30.360	185,71	29.967	85.620	185,71
CENTRAL AFRICAN REPUBLIC	0	250	-	0	2.730	-
SAO TOME AND PRINCIPE	521	7.277	1.296,74	800	8.700	987,50
SOUTH AFRICA	355.770	232.500	-34,65	616.959	863.039	39,89
COMOROS	159	952	498,74	885	3.646	311,98
MAURITIUS	9.984	21.024	110,58	43.848	54.493	24,28
VIRGIN ISLANDS (BRITISH)	0	266	-	0	418	-
AUSTRALIA	1.550.061	1.438.969	-7,17	7.323.100	8.722.955	19,12
NEW ZEALAND	308.325	114.600	-62,83	427.420	382.043	-10,62
GUAM	1.201	13.840	1.052,37	5.901	23.580	299,59
PALAU	0	8	-	0	35	-
NEW CALEDONIA	64.295	84.792	31,88	223.871	318.710	42,36
NORTHERN MARIANA ISLANDS	309	0	-100,00	465	0	-100,00
SAINT VINCENT AND THE GRENADIN	0	4.662	-	0	44.100	-
VANUATU	2.976	1.688	-43,28	10.943	632	-94,22
AMERICAN SAMOA	525	0	-100,00	192	0	-100,00
COOK ISLANDS	1.021	0	-100,00	815	0	-100,00
FIJI	18.554	14.214	-23,39	104.989	91.925	-12,44
SAMOA	4.858	1.989	-59,06	17.257	9.989	-42,12
TONGA	0	1.444	-	0	1.114	-
EAST TIMOR	12.301	386.011	3.038,05	18.959	307.506	1.521,95
UNITED STATES	1.557.201	1.507.954	-3,16	11.155.133	12.466.678	11,76
CANADA	209.920	207.945	-0,94	1.937.345	2.423.543	25,10

TABEL 5. PERKEMBANGAN EKSPOR INDONESIA MENURUT KOMODITI DAN NEGARA TUJUAN

JENIS BARANG	BERAT BERSIH (KG)		PERUB	NILAI FOB (US \$)		PERUB
	JAN-AGT 2007	JAN-AGT 2008	%	JAN-AGT 2007	JAN-AGT 2008	%
	(1)	(2)	(3)	(4)	(5)	(6)
MEXICO	7.713	15.898	106,12	61.249	92.904	51,68
GUATEMALA	0	42	-	0	71	-
PANAMA	38.668	18.260	-52,78	137.997	93.781	-32,04
SURINAME	5.765	242	-95,80	17.022	1.700	-90,01
CHILE	15.021	10.631	-29,23	111.131	98.588	-11,29
VENEZUELA	18.011	4.859	-73,02	33.534	20.754	-38,11
ARGENTINA	40.062	39.739	-0,81	253.685	535.118	110,94
BRAZIL	14.350	84.589	489,47	120.005	919.766	666,44
COLOMBIA	2.411	1.753	-27,29	29.523	10.653	-63,92
BOLIVIA	0	42	-	0	450	-
URUGUAY	2.647	3.437	29,85	6.833	44.699	554,16
ECUADOR	941	184	-80,45	4.105	2.528	-38,42
PERU	0	100	-	0	303	-
TRINIDAD AND TOBAGO	0	5.906	-	0	15.807	-
BAHAMAS	62	1.901	2.966,13	55	4.968	8.932,73
JAMAICA	17.235	17.869	3,68	34.439	35.404	2,80
PUERTO RICO	0	2.436	-	0	7.187	-
BELIZE	7	252	3.500,00	10	1.028	10.180,00
DOMINICAN REPUBLIC	4.766	1.652	-65,34	9.851	4.807	-51,20
EL SALVADOR	1.463	0	-100,00	6.272	0	-100,00
COSTA RICA	2.880	5.305	84,20	5.817	11.453	96,89
BARBADOS	13.593	21.319	56,84	27.096	49.446	82,48
ANTIGUA AND BARBUDA	1.035	288	-72,17	8.044	698	-91,32
ANGUILLA	4.210	0	-100,00	4.171	0	-100,00
ARUBA	0	1.238	-	0	2.141	-
BERMUDA	228	484	112,28	1.289	2.937	127,85
CAYMAN ISLANDS	1.511	28	-98,15	9.218	45	-99,51
DOMINICA	37	0	-100,00	70	0	-100,00
FRENCH GUIANA	424	229	-45,99	797	793	-0,50
FRENCH POLYNESIA	6.048	21.786	260,22	6.807	35.426	420,43
GRENADE	3.042	2.403	-21,01	5.563	5.056	-9,11
MARTINIQUE	636	4.961	680,03	783	7.228	823,12
NETHERLANDS ANTILLES	3.257	3.831	17,62	24.377	19.305	-20,81
SAINT LUCIA	4.352	13.278	205,10	7.436	29.569	297,65
TURKS AND CAICOS ISLANDS	276	22	-92,03	968	42	-95,66
GADELOUPE	2.887	627	-78,28	3.688	1.119	-69,66
SAINT KITTS AND NEVIS	27	0	-100,00	377	0	-100,00
UNITED KINGDOM	80.864.672	1.286.215	-98,41	6.136.813	3.748.154	-38,92
NETHERLANDS	271.286	288.833	6,47	1.698.089	1.782.244	4,96
FRANCE	500.993	236.186	-52,86	984.740	687.287	-30,21
GERMANY, FED. REP. OF	607.074	2.062.120	239,68	3.555.444	7.015.900	97,33
AUSTRIA	5.315	16.800	216,09	34.860	185.320	431,61
BELGIUM	182.321	205.094	12,49	425.827	426.016	0,04
SWITZERLAND	11.266	34.900	209,78	115.634	471.516	307,77
LUXEMBOURG	0	2.100	-	0	6.216	-
DENMARK	53.841	36.979	-31,32	130.871	266.757	103,83
NORWAY	27.144	7.454	-72,54	128.819	36.142	-71,94
SWEDEN	124.009	144.846	16,80	526.114	579.180	10,09
FINLAND	6.925	3.093	-55,34	53.694	25.819	-51,91
IRELAND	152.190	116.238	-23,62	221.089	218.662	-1,10
ITALY	916.972	632.440	-31,03	1.271.470	1.060.222	-16,61
SPAIN	1.354.903	358.674	-73,53	3.963.685	905.712	-77,15
PORTUGAL	10.327	21.227	105,55	22.148	25.936	17,10
GREECE	70.530	45.175	-35,95	95.742	100.332	4,79
DEMOCRATIC REPUBLIC OF THE CO	0	57	-	0	14.706	-
HUNGARY	9.075	6.261	-31,01	15.850	21.390	34,95
POLAND	2.886	6.743	133,65	18.678	181.893	873,84
ROMANIA	7.288	660	-90,94	27.874	1.941	-93,04
BULGARIA	1.745	3.762	115,59	4.482	23.433	422,82
YUGOSLAVIA	12	0	-100,00	28	0	-100,00
AZERBAIJAN	0	3	-	0	919	-
KAZAKHSTAN	32	976	2.950,00	46	55.712	121.013,04
UKRAINE	4.663	2.237	-52,03	36.209	14.294	-60,52
LITHUANIA	0	425	-	0	875	-
LATVIA	0	385	-	0	822	-
ESTONIA	9.037	16.240	79,71	22.602	22.283	-1,41
GEORGIA	8.676	0	-100,00	38.750	0	-100,00
CROATIA	2.122	2.928	37,98	11.819	15.565	31,69
MALTA	20.357	3.475	-82,93	27.021	3.378	-87,50
SLOVAKIA	432	2	-99,54	3.744	10	-99,73
SLOVENIA	0	570	-	0	609	-
CZECH REPUBLIC	2.391	3.009	25,85	8.584	21.844	154,47
SOUTH GEORGIA AND THE SOUTH S	0	141	-	0	121	-
RUSSIA FEDERATION	1.685	1.045	-37,98	34.289	36.713	7,07
-PAKAIAN JADI	272.006.566	284.674.188	4,66	3.912.896.038	4.138.173.857	5,76
JAPAN	6.455.231	6.530.576	1,17	85.416.300	83.909.090	-1,76
HONG KONG	462.244	442.468	-4,28	7.574.945	8.076.706	6,62

TABEL 5. PERKEMBANGAN EKSPOR INDONESIA MENURUT KOMODITI DAN NEGARA TUJUAN

JENIS BARANG	BERAT BERSIH (KG)		PERUB	NILAI FOB (US \$)		PERUB
	JAN-AGT 2007	JAN-AGT 2008	%	JAN-AGT 2007	JAN-AGT 2008	%
	(1)	(2)	(3)	(4)	(5)	(6)
KOREA, DEMOCRATIC PEOPLE'S REI	1.250	182	-85,44	12.135	4.275	-64,77
KOREA, REPUBLIC OF	884.379	1.019.274	15,25	13.906.095	16.392.841	17,88
TAIWAN	286.157	221.820	-22,48	4.332.175	3.422.399	-21,00
CHINA	697.940	689.232	-1,25	9.274.054	15.725.687	69,57
MONGOLIA	0	81	-	0	2.573	-
MACAU	149	61	-59,06	6.991	1.257	-82,02
PAPUA NEW GUINEA	348.286	333.730	-4,18	1.280.038	1.432.913	11,94
THAILAND	537.956	872.754	62,24	5.338.712	8.247.366	54,48
SINGAPORE	5.176.922	3.062.452	-40,84	49.467.512	29.518.342	-40,33
PHILIPPINES	250.752	338.835	35,13	2.537.003	2.996.608	18,12
MALAYSIA	7.109.100	7.186.758	1,09	35.053.443	46.005.495	31,24
MYANMAR (FORM. BURMA)	9.558	14.530	52,02	85.726	214.593	150,32
CAMBODIA	136.368	2.796	-97,95	735.777	19.309	-97,38
BRUNEI DARUSSALAM	195.120	199.234	2,11	1.249.046	1.632.808	30,72
LAO PEOPLE'S DEMOCRATIC REPUB	0	53.269	-	0	325.113	-
NEPAL	32.917	47.879	45,45	335.819	456.992	36,08
VIET NAM	117.411	301.729	156,99	957.661	1.971.194	105,83
MALDIVES	56.901	53.664	-5,69	302.659	234.073	-22,66
INDIA	202.226	218.195	7,90	1.145.180	2.545.110	122,25
PAKISTAN	262.007	320.463	22,31	1.955.360	3.096.514	58,36
BANGLADESH	10.930	10.392	-4,92	44.873	48.965	9,12
SRI LANKA	1.128.991	985.311	-12,73	6.428.551	5.065.169	-21,21
AFGHANISTAN	17.820	417	-97,66	76.070	16.016	-78,95
IRAN (ISLAMIC REPUBLIC OF)	30.527	142.638	367,25	350.289	1.035.182	195,52
SAUDI ARABIA	4.739.272	4.914.774	3,70	41.587.437	46.877.277	12,72
ISRAEL	0	21.868	-	0	562.451	-
KUWAIT	261.548	363.823	39,10	2.801.159	3.349.451	19,57
JORDAN	1.124	2.726	142,53	36.005	46.138	28,14
LEBANON	12.015	25.552	112,67	289.631	402.935	39,12
YEMEN	518.305	518.244	-0,01	3.988.617	4.871.192	22,13
OMAN	11.609	14.697	26,60	157.021	138.410	-11,85
SYRIA ARAB REPUBLIC	8.558	0	-100,00	31.553	0	-100,00
TURKEY	314.581	447.465	42,24	5.771.639	9.598.001	66,30
UNITED ARAB EMIRATES	7.364.828	8.712.878	18,30	86.328.067	96.476.126	11,76
QATAR	4.898	17.114	249,41	113.771	269.965	137,29
BAHRAIN	61.315	71.992	17,41	280.821	464.117	65,27
CYPRUS	10.651	20.275	90,36	122.549	345.653	182,05
EGYPT	696.662	980.000	40,67	7.477.091	12.270.640	64,11
LIBYAN ARAB JAMAHIRIYA	148.755	211.844	42,41	543.145	850.227	56,54
MOROCCO	6.623	5.486	-17,17	122.006	78.633	-35,55
TUNISIA	31.888	3.339	-89,53	41.291	19.881	-51,85
ALGERIA	125.310	118.991	-5,04	1.455.386	1.394.311	-4,20
SUDAN	1.099.494	1.221.523	11,10	10.525.348	13.421.288	27,51
ERITREA	1.926	345	-82,09	9.191	21.652	135,58
NAMIBIA	47	10.902	23.095,74	131	26.177	19.882,44
ETHIOPIA	180.681	95.974	-46,88	1.432.901	1.020.361	-28,79
TANZANIA, UNITED REPUBLIC OF	1.724.218	1.627.631	-5,60	892.659	973.606	9,07
MADAGASCAR	88.608	120.192	35,64	93.496	75.908	-18,81
SOMALIA	58.906	40.463	-31,31	240.477	154.025	-35,95
KENYA	662.868	551.782	-16,76	1.823.786	1.020.548	-44,04
REUNION	33.934	26.620	-21,55	137.208	171.217	24,79
MOZAMBIQUE	293.125	208.369	-28,91	290.041	607.715	109,53
EQUATORIAL GUINEA	15.966	28.471	78,32	15.760	52.801	235,03
TOGO	5.798.757	6.969.736	20,19	8.684.408	11.555.320	33,06
GHANA	317.135	139.765	-55,93	398.052	320.781	-19,41
LIBERIA	66.058	132.453	100,51	76.775	161.771	110,71
GUINEA	977.809	1.031.098	5,45	1.122.568	1.183.065	5,39
ANGOLA	843.660	901.808	6,89	79.584	47.122	-40,79
CONGO	239.999	323.996	35,00	337.032	396.236	17,57
CAMEROON	548.238	384.000	-29,96	778.248	585.120	-24,82
NIGERIA	212.787	158.591	-25,47	1.007.685	343.048	-65,96
SIERRA LEONE	0	9.471	-	0	184.048	-
GABON	59.537	102.457	72,09	42.518	471.938	1.009,97
COTE D'IVOIRE	13.768	151.695	1.001,79	18.798	264.619	1.307,70
SENEGAL	1.656.077	1.592.726	-3,83	1.475.209	1.494.347	1,30
MAURITANIA	97.053	94.341	-2,79	381.324	514.710	34,98
MALI	19.041	0	-100,00	132.270	0	-100,00
BENIN	1.863.160	1.832.501	-1,65	7.897.027	8.829.622	11,81
GAMBIA	277.356	225.549	-18,68	305.200	251.160	-17,71
U.S. VIRGIN ISLANDS	2.597	231	-91,11	7.525	2.462	-67,28
SEYCHELLES	8.948	6.720	-24,90	55.051	37.190	-32,44
UGANDA	81.158	81.943	0,97	280.325	395.599	41,12
NIGER	215.696	45.994	-78,68	1.535.124	50.354	-96,72
DJIBOUTI	95.243	94.913	-0,35	610.388	440.117	-27,90
SAO TOME AND PRINCIPE	6.099	6.953	14,00	10.800	5.860	-45,74
SOUTH AFRICA	987.192	658.413	-33,30	7.118.972	8.666.807	21,74
ZIMBABWE	29.711	2.536	-91,46	238.928	10.229	-95,72
MALAWI	21.238	22.632	6,56	8.990	17.525	94,94

TABEL 5. PERKEMBANGAN EKSPOR INDONESIA MENURUT KOMODITI DAN NEGARA TUJUAN

JENIS BARANG	BERAT BERSIH (KG)		PERUB	NILAI FOB (US \$)		PERUB
	JAN-AGT 2007	JAN-AGT 2008	%	JAN-AGT 2007	JAN-AGT 2008	%
(1)	(2)	(3)	(4)	(5)	(6)	(7)
COMOROS	394	2.526	541,12	2.180	9.528	337,06
MAURITIUS	70.762	111.523	57,60	302.726	684.222	126,02
VIRGIN ISLANDS (BRITISH)	12.925	46	-99,64	175.256	195	-99,89
AUSTRALIA	1.357.974	1.528.876	12,59	25.140.268	28.209.270	12,21
NEW ZEALAND	159.737	187.131	17,15	2.398.500	3.064.494	27,77
MICRONESIA, FEDERATED STATES (0	2.012	-	0	10.262	-
GUAM	3.664	2.254	-38,48	46.865	13.284	-71,65
PALAU	776	791	1,93	1.340	5.643	321,12
NEW CALEDONIA	41.200	80.988	96,57	415.454	614.124	47,82
NORTHERN MARIANA ISLANDS	5.531	108	-98,05	13.295	729	-94,52
SAINT VINCENT AND THE GRENADIN	99	3	-96,97	197	8	-95,94
VANUATU	21.739	17.496	-19,52	31.496	22.622	-28,18
WALLIS AND FUTUNA ISLANDS	7.043	11.708	66,24	13.913	17.494	25,74
BRITISH INDIAN OCEAN TERRITORY	1.040	0	-100,00	10.400	0	-100,00
AMERICAN SAMOA	0	6.275	-	0	47.097	-
COOK ISLANDS	6.932	3.334	-51,90	13.146	50.909	287,26
FIJI	97.388	59.797	-38,60	655.997	516.550	-21,26
SOLOMON ISLANDS	3.344	4.195	25,45	9.500	20.368	114,40
TONGA	22.762	0	-100,00	24.240	0	-100,00
TUVALU	60	5.009	8.248,33	226	12.602	5.476,11
CHRISTMAS ISLANDS	582	0	-100,00	5.964	0	-100,00
EAST TIMOR	2.345	110.252	4.601,58	52.062	104.801	101,30
UNITED STATES	151.925.715	155.322.405	2,24	2.426.377.732	2.436.194.429	0,40
CANADA	4.260.430	4.178.130	-1,93	80.382.505	85.269.575	6,08
MEXICO	1.841.375	2.621.696	42,38	27.699.048	35.538.498	28,30
GUATEMALA	251	29.662	11.717,53	3.778	165.894	4.291,05
HONDURAS	0	335	-	0	4.411	-
NICARAGUA	0	18.293	-	0	40.352	-
PANAMA	1.339.047	899.758	-32,81	11.743.729	10.060.744	-14,33
CUBA	17	0	-100,00	126	0	-100,00
SURINAME	13.031	25.308	94,21	64.752	89.114	37,62
CHILE	189.680	243.742	28,50	2.933.067	3.574.223	21,86
VENEZUELA	48.587	36.642	-24,58	405.121	355.529	-12,24
ARGENTINA	142.533	198.764	39,45	2.879.525	3.944.299	36,98
BRAZIL	658.187	830.361	26,16	4.780.140	6.180.964	29,31
COLOMBIA	5.540	12.796	130,97	157.134	355.103	125,99
BOLIVIA	34	410	1.105,88	1.728	12.685	634,09
URUGUAY	21.837	34.122	56,26	372.874	653.937	75,38
PARAGUAY	235	1.559	563,40	5.579	25.869	363,69
ECUADOR	21.247	12.998	-38,82	241.319	218.758	-9,35
PERU	14.768	15.167	2,70	295.093	340.568	15,41
GUYANA	7.904	21.524	172,32	13.741	39.531	187,69
TRINIDAD AND TOBAGO	0	9.878	-	0	68.762	-
BAHAMAS	2.478	3.920	58,19	10.352	25.819	149,41
JAMAICA	7.768	5.257	-32,32	47.368	29.822	-37,04
PUERTO RICO	157.994	139.129	-11,94	1.696.901	1.687.212	-0,57
BELIZE	14.759	22.857	54,87	182.373	247.220	35,56
DOMINICAN REPUBLIC	11.353	8.287	-27,01	90.839	86.154	-5,16
EL SALVADOR	9	9.269	102.888,89	351	45.828	12.956,41
COSTA RICA	38.304	19.409	-49,33	167.199	172.862	3,39
BARBADOS	46	161	250,00	3.419	11.120	225,24
ANTIGUA AND BARBUDA	1.254	342	-72,73	17.331	3.895	-77,53
ANGUILLA	1	0	-100,00	1	0	-100,00
ARUBA	215	1.309	508,84	4.789	35.858	648,76
BERMUDA	16.711	3.295	-80,28	56.852	28.211	-50,38
CAPE VERDE	217	0	-100,00	120	0	-100,00
CAYMAN ISLANDS	233	346	48,50	5.406	4.214	-22,05
DOMINICA	0	4.737	-	0	19.866	-
FRENCH GUIANA	4.155	4.030	-3,01	37.468	24.544	-34,49
FRENCH POLYNESIA	90.420	68.546	-24,19	368.643	278.994	-24,32
GREENLAND	0	46	-	0	1.198	-
GRENADA	0	16	-	0	82	-
MARTINIQUE	13.585	11.585	-14,72	53.661	48.949	-8,78
NETHERLANDS ANTILLES	151.891	231.614	52,49	1.285.954	2.223.726	72,92
SAINT LUCIA	129	1.382	971,32	6.758	10.265	51,89
TURKS AND CAICOS ISLANDS	0	142	-	0	305	-
GUADELOUPE	26.955	9.913	-63,22	98.382	33.463	-65,99
SAINT KITTS AND NEVIS	387	2.134	451,42	6.824	12.719	86,39
UNITED KINGDOM	13.033.712	13.618.910	4,49	214.398.941	225.482.362	5,17
NETHERLANDS	3.767.134	4.885.856	29,70	72.703.901	89.936.264	23,70
FRANCE	4.666.537	4.297.969	-7,90	74.062.598	77.423.431	4,54
GERMANY, FED. REP. OF	16.577.055	19.160.763	15,59	288.199.461	350.027.671	21,45
AUSTRIA	237.949	293.469	23,33	4.390.511	6.220.232	41,67
BELGIUM	4.564.058	5.782.992	26,71	89.795.603	116.516.593	29,76
SWITZERLAND	587.330	559.357	-4,76	9.776.460	9.496.183	-2,87
LUXEMBOURG	0	1.090	-	0	9.650	-
MONACO	124	158	27,42	4.404	4.063	-7,74
DENMARK	250.379	260.414	4,01	3.340.430	4.229.170	26,61

TABEL 5. PERKEMBANGAN EKSPOR INDONESIA MENURUT KOMODITI DAN NEGARA TUJUAN

JENIS BARANG	BERAT BERSIH (KG)		PERUB	NILAI FOB (US \$)		PERUB
	JAN-AGT 2007	JAN-AGT 2008	%	JAN-AGT 2007	JAN-AGT 2008	%
(1)	(2)	(3)	(4)	(5)	(6)	(7)
NORWAY	212.405	252.589	18,92	3.657.045	4.596.352	25,68
SWEDEN	540.812	633.516	17,14	8.700.269	8.361.837	-3,89
FINLAND	48.738	28.502	-41,52	585.022	449.185	-23,22
IRELAND	498.462	460.064	-7,70	8.030.348	7.244.108	-9,79
ITALY	2.591.593	2.776.407	7,13	54.655.284	58.488.257	7,01
SPAIN	2.102.561	3.422.611	62,78	27.400.960	45.366.686	65,57
PORTUGAL	71.380	42.968	-39,80	804.269	487.451	-39,39
ICELAND	0	12	-	0	768	-
MONTSERRAT	172	0	-100,00	3.764	0	-100,00
GREECE	130.733	160.574	22,83	1.872.275	3.039.424	62,34
ANDORRA	0	377	-	0	4.573	-
DEMOCRATIC REPUBLIC OF THE CO	170.653	175.061	2,58	233.374	823.532	252,88
HUNGARY	38.051	19.901	-47,70	297.054	356.132	19,89
POLAND	123.651	237.622	92,17	2.116.118	3.265.072	54,30
ROMANIA	26.046	28.369	8,92	456.497	505.989	10,84
BULGARIA	4.275	5.881	37,57	53.374	84.011	57,40
YUGOSLAVIA	11.921	13.896	16,57	120.886	262.690	117,30
ALBANIA	904	202	-77,65	12.337	308	-97,50
KAZAKHSTAN	287	18.396	6.309,76	7.827	619.723	7.817,76
MOLDOVA, REPUBLIC OF	109	0	-100,00	2.550	0	-100,00
TAJKIKISTAN	4.761	0	-100,00	31.073	0	-100,00
UKRAINE	573.474	810.661	41,36	7.967.753	11.972.853	50,27
LITHUANIA	20.990	7.040	-66,46	400.231	39.235	-90,20
LATVIA	39.556	23.076	-41,66	360.777	328.650	-8,90
ESTONIA	3.828	64.772	1.592,06	71.775	682.058	850,27
GEORGIA	0	47	-	0	1.050	-
CROATIA	30.083	32.204	7,05	134.748	320.923	138,17
BOSNIA AND HERZEGOVINA	610	0	-100,00	1.571	0	-100,00
MALTA	103.615	55.927	-46,02	425.404	420.387	-1,18
SLOVAKIA	90.093	48.531	-46,13	1.549.898	819.977	-47,09
SLOVENIA	13.187	10.819	-17,96	177.463	205.406	15,75
CZECH REPUBLIC	132.299	114.495	-13,46	3.317.559	3.116.593	-6,06
REP. OF MACEDONIA	984	0	-100,00	4.603	0	-100,00
RUSSIA FEDERATION	563.302	770.488	36,78	13.883.212	21.208.889	52,77
-KAIN TENUN	189.358.974	186.187.218	-1,67	935.200.837	1.001.799.310	7,12
JAPAN	21.420.525	21.002.882	-1,95	89.709.521	93.254.219	3,95
HONG KONG	3.988.945	2.182.485	-45,29	26.067.438	16.011.499	-38,58
KOREA, DEMOCRATIC PEOPLE'S REI	0	40.497	-	0	105.939	-
KOREA, REPUBLIC OF	2.427.694	3.788.227	56,04	8.637.982	14.129.205	63,57
TAIWAN	4.536.062	3.618.982	-20,22	22.788.557	17.646.368	-22,56
CHINA	3.814.497	7.465.354	95,71	23.099.837	29.043.394	25,73
MACAU	49.583	108.161	118,14	316.243	682.774	115,90
PAPUA NEW GUINEA	156.563	190.040	21,38	830.707	1.098.070	32,18
THAILAND	5.781.940	5.386.231	-6,84	22.883.573	28.884.427	26,22
SINGAPORE	3.840.387	3.855.170	0,38	21.170.003	37.568.366	77,46
PHILIPPINES	3.325.431	2.477.053	-25,51	30.833.592	14.614.957	-52,60
MALAYSIA	14.326.701	14.110.972	-1,51	56.030.240	59.599.332	6,37
MYANMAR (FORM. BURMA)	810.952	551.716	-31,97	4.999.241	3.939.891	-21,19
CAMBODIA	1.337.867	1.414.550	5,73	5.912.520	6.537.277	10,57
BRUNEI DARUSSALAM	68.579	99.533	45,14	408.171	699.867	71,46
LAO PEOPLE'S DEMOCRATIC REPUB	77.368	242.649	213,63	276.227	1.140.635	312,93
NEPAL	778	2.322	198,46	4.360	14.629	235,53
VIET NAM	2.799.779	3.271.767	16,86	16.296.454	18.658.353	14,49
MALDIVES	66.627	99.355	49,12	193.206	158.584	-17,92
INDIA	2.256.854	1.839.385	-18,50	11.887.324	10.969.896	-7,72
PAKISTAN	427.394	191.518	-55,19	1.559.775	964.395	-38,17
BANGLADESH	6.386.005	3.617.780	-43,35	24.249.432	17.096.102	-29,50
SRI LANKA	2.728.194	3.089.880	13,26	15.222.913	26.272.804	72,59
AFGHANISTAN	80.990	48.380	-40,26	391.623	384.479	-1,82
IRAQ	0	34.253	-	0	194.431	-
IRAN (ISLAMIC REPUBLIC OF)	496.583	484.641	-2,40	2.334.511	3.203.768	37,24
SAUDI ARABIA	9.180.532	8.827.965	-3,84	58.318.786	62.118.879	6,52
ISRAEL	0	26.720	-	0	97.369	-
KUWAIT	912.521	618.116	-32,26	7.157.080	5.016.286	-29,91
JORDAN	563.686	754.848	33,91	2.961.737	4.433.415	49,69
LEBANON	109.540	222.667	103,27	574.232	1.274.962	122,03
YEMEN	633.253	607.618	-4,05	3.165.666	3.420.897	8,06
OMAN	443.170	547.508	23,54	2.518.876	3.222.416	27,93
SYRIA ARAB REPUBLIC	825.090	1.210.640	46,73	4.601.255	7.742.549	68,27
TURKEY	17.825.584	19.751.506	10,80	78.919.946	97.043.758	22,96
UNITED ARAB EMIRATES	15.586.568	16.888.462	8,35	98.625.677	119.188.373	20,85
QATAR	82.183	70.396	-14,34	617.222	503.307	-18,46
BAHRAIN	55.521	55.212	-0,56	395.826	465.296	17,55
CYPRUS	54.839	76.432	39,38	357.222	537.699	50,52
EGYPT	839.192	1.000.134	19,18	4.476.028	6.677.847	49,19
LIBYAN ARAB JAMAHIRIYA	416.974	309.828	-25,70	2.172.218	1.914.122	-11,88
MOROCCO	393.202	610.469	55,26	2.436.164	3.590.319	47,38

TABEL 5. PERKEMBANGAN EKSPOR INDONESIA MENURUT KOMODITI DAN NEGARA TUJUAN

JENIS BARANG	BERAT BERSIH (KG)		PERUB	NILAI FOB (US \$)		PERUB
	JAN-AGT 2007	JAN-AGT 2008	%	JAN-AGT 2007	JAN-AGT 2008	%
	(1)	(2)	(3)	(4)	(5)	(6)
TUNISIA	113.628	57.383	-49,50	524.035	281.958	-46,19
ALGERIA	149.921	245.975	64,07	444.055	657.019	47,96
SUDAN	130.809	313.421	139,60	775.248	1.912.426	146,69
LESOTHO	818.712	1.163.284	42,09	2.315.046	3.612.243	56,03
ETHIOPIA	6.488	121.679	1.775,45	46.999	573.518	1.120,28
TANZANIA, UNITED REPUBLIC OF	0	1.841	-	0	870	-
MADAGASCAR	82.307	5.920	-92,81	276.931	15.920	-94,25
SOMALIA	23.336	28.143	20,60	121.072	218.104	80,14
KENYA	952.803	634.336	-33,42	4.287.151	3.131.319	-26,96
REUNION	408	1.915	369,36	3.664	9.530	160,10
MOZAMBIQUE	0	11.869	-	0	104.466	-
BOTSWANA	27.576	11.025	-60,02	150.163	64.069	-57,33
TOGO	38.765	95.272	145,77	181.148	429.330	137,01
GHANA	185.852	128.087	-31,08	722.382	772.871	6,99
GUINEA	87.062	49.087	-43,62	179.625	56.545	-68,52
ANGOLA	0	5.897	-	0	37.724	-
CAMEROON	15.099	0	-100,00	88.812	0	-100,00
NIGERIA	106.614	121.474	13,94	913.886	786.022	-13,99
GABON	7.502	7.490	-0,16	7.480	4.875	-34,83
COTE D'IVOIRE	69.451	91.289	31,44	354.475	331.858	-6,38
SENEGAL	46.794	2.899	-93,80	103.224	2.700	-97,38
MALI	0	162.526	-	0	821.830	-
BENIN	28.144	53.698	90,80	166.452	488.343	193,38
BURKINA FASO	26.487	0	-100,00	74.482	0	-100,00
GAMBIA	3.016	14.795	390,55	10.116	135.156	1.236,06
SEYCHELLES	0	3.840	-	0	33.783	-
UGANDA	0	57.223	-	0	376.428	-
NIGER	12.740	54.405	327,04	61.152	223.035	264,72
DJIBOUTI	89.396	28.011	-68,67	426.673	201.593	-52,75
SOUTH AFRICA	3.242.765	3.203.263	-1,22	13.911.777	17.683.021	27,11
ZIMBABWE	479.973	325.613	-32,16	2.136.004	1.227.276	-42,54
COMOROS	1.102	0	-100,00	6.099	0	-100,00
MAURITIUS	305.119	584.538	91,58	1.461.218	2.739.687	87,49
AUSTRALIA	2.094.818	1.652.093	-21,13	7.186.487	6.883.746	-4,21
NEW ZEALAND	282.051	236.150	-16,27	1.608.561	1.614.735	0,38
MICRONESIA, FEDERATED STATES (0	5.904	-	0	56.170	-
GUAM	0	48	-	0	67	-
PALAU	33	1.165	3.430,30	484	2.212	357,02
NEW CALEDONIA	2.327	2.529	8,68	4.613	6.394	38,61
NORTHERN MARIANA ISLANDS	300	0	-100,00	6.200	0	-100,00
VANUATU	1.072	3.377	215,02	603	2.273	276,95
AMERICAN SAMOA	0	965	-	0	5.402	-
COOK ISLANDS	2	0	-100,00	8	0	-100,00
FIJI	214.068	135.314	-36,79	1.184.296	811.881	-31,45
EAST TIMOR	3.373	8.188	142,75	63.485	19.168	-69,81
UNITED STATES	8.992.108	6.853.217	-23,79	56.217.051	51.069.509	-9,16
CANADA	766.087	794.574	3,72	4.669.804	5.122.756	9,70
MEXICO	2.389.540	1.918.318	-19,72	10.676.729	10.033.168	-6,03
GUATEMALA	87.677	124.204	41,66	463.806	1.045.250	125,36
HONDURAS	102.127	180.391	76,63	763.952	1.200.177	57,10
NICARAGUA	181.695	505.492	178,21	590.146	1.898.949	221,78
PANAMA	698.826	690.874	-1,14	3.243.094	4.450.919	37,24
CUBA	0	26.573	-	0	62.847	-
SURINAME	9.038	10.984	21,53	39.085	54.784	40,17
CHILE	265.709	101.246	-61,90	1.212.420	728.863	-39,88
VENEZUELA	189.393	67.281	-64,48	932.387	362.113	-61,16
ARGENTINA	261.915	174.550	-33,36	1.382.374	1.150.770	-16,75
BRAZIL	1.344.602	1.779.832	32,37	8.510.829	12.422.015	45,96
COLOMBIA	595.607	361.590	-39,29	2.937.156	2.182.869	-25,68
BOLIVIA	2.112	0	-100,00	13.155	0	-100,00
URUGUAY	37.534	80.827	115,34	182.326	262.007	43,70
PARAGUAY	0	18.371	-	0	113.781	-
ECUADOR	16.613	14.259	-14,17	69.861	118.809	70,06
PERU	340.870	628.275	84,32	2.129.048	3.809.436	78,93
GUYANA	8.009	0	-100,00	13.141	0	-100,00
TRINIDAD AND TOBAGO	51.629	0	-100,00	355.361	0	-100,00
JAMAICA	21.285	18.963	-10,91	122.113	123.761	1,35
PUERTO RICO	3	9	200,00	9	171	1.800,00
DOMINICAN REPUBLIC	152.046	165.549	8,88	868.564	967.479	11,39
EL SALVADOR	121.285	91.431	-24,61	699.802	426.592	-39,04
COSTA RICA	704	364	-48,30	2.264	2.903	28,22
ANTIGUA AND BARBUDA	543	88	-83,79	4.000	335	-91,63
ARUBA	0	48	-	0	95	-
BERMUDA	85	0	-100,00	101	0	-100,00
FRENCH POLYNESIA	16.990	4.939	-70,93	155.393	40.321	-74,05
MARTINIQUE	14	78	457,14	175	737	321,14
NETHERLANDS ANTILLES	3.969	10	-99,75	25.372	331	-98,70
TURKS AND CAICOS ISLANDS	0	427	-	0	913	-

TABEL 5. PERKEMBANGAN EKSPOR INDONESIA MENURUT KOMODITI DAN NEGARA TUJUAN

JENIS BARANG	BERAT BERSIH (KG)		PERUB	NILAI FOB (US \$)		PERUB
	JAN-AGT 2007	JAN-AGT 2008	%	JAN-AGT 2007	JAN-AGT 2008	%
	(1)	(2)	(3)	(4)	(5)	(6)
GADELOUPE	271	1.696	525,83	316	3.638	1.051,27
SAINT KITTS AND NEVIS	1.112	354	-68,17	6.220	2.020	-67,52
UNITED KINGDOM	3.850.016	4.320.477	12,22	20.716.882	18.690.418	-9,78
NETHERLANDS	4.102.878	4.534.557	10,52	16.483.489	19.699.026	19,51
FRANCE	786.880	657.008	-16,50	7.850.282	5.557.674	-29,20
GERMANY, FED. REP. OF	3.965.378	3.488.233	-12,03	18.641.021	18.123.060	-2,78
AUSTRIA	15.921	7.985	-49,85	160.106	100.992	-36,92
BELGIUM	3.088.562	2.483.442	-19,59	10.252.981	8.562.479	-16,49
SWITZERLAND	5.364	4.289	-20,04	175.855	57.500	-67,30
DENMARK	159.594	132.665	-16,87	1.207.774	868.688	-28,08
NORWAY	69.778	6.451	-90,75	296.936	38.352	-87,08
SWEDEN	54.203	57.955	6,92	326.769	319.496	-2,23
FINLAND	480.453	443.483	-7,69	3.031.642	2.871.146	-5,29
IRELAND	49.261	100	-99,80	150.813	381	-99,75
ITALY	10.429.285	9.224.756	-11,55	33.797.381	32.763.771	-3,06
SPAIN	3.282.082	2.983.803	-9,09	12.193.699	12.627.706	3,56
PORTUGAL	409.483	318.284	-22,27	1.677.869	1.430.480	-14,74
GREECE	438.500	561.829	28,13	2.394.580	3.079.155	28,59
HUNGARY	339.920	222.471	-34,55	1.933.063	1.546.661	-19,99
POLAND	1.220.890	874.012	-28,41	7.609.616	5.762.953	-24,27
ROMANIA	144.039	68.041	-52,76	756.140	453.072	-40,08
BULGARIA	48.911	33.867	-30,76	266.378	245.308	-7,91
YUGOSLAVIA	0	76	-	0	367	-
ALBANIA	0	21	-	0	32	-
BELARUS	138.248	32.695	-76,35	914.486	271.059	-70,36
KAZAKHSTAN	431	245	-43,16	8.094	6.006	-25,80
TAJKISTAN	53.251	0	-100,00	252.842	0	-100,00
UKRAINE	301.771	257.706	-14,60	2.099.052	2.011.848	-4,15
UZBEKISTAN	118.264	88.558	-25,12	315.359	328.347	4,12
LITHUANIA	0	12.452	-	0	70.513	-
LATVIA	4.296	246	-94,27	33.563	4.802	-85,69
ESTONIA	2.787	10.545	278,36	22.842	50.605	121,54
CROATIA	5.043	25.289	401,47	23.955	164.468	586,57
MALTA	2.110	8	-99,62	8.523	102	-98,80
SLOVAKIA	30.012	5.500	-81,67	161.939	34.121	-78,93
SLOVENIA	9.217	18.741	103,33	105.159	204.158	94,14
CZECH REPUBLIC	123.970	72.592	-41,44	600.680	510.776	-14,97
RUSSIA FEDERATION	190.712	199.787	4,76	1.239.522	1.228.748	-0,87
-TEKSTIL LAINNYA	799.973.187	761.195.278	-4,85	1.830.863.440	1.896.314.300	3,57
JAPAN	54.179.483	57.226.243	5,62	161.605.604	182.584.045	12,98
HONG KONG	22.979.432	11.451.667	-50,17	52.141.939	34.572.873	-33,69
KOREA, DEMOCRATIC PEOPLE'S REPUBLIC OF	518	939	81,27	1.320	528	-60,00
KOREA, REPUBLIC OF	62.101.553	61.499.241	-0,97	155.707.796	171.726.346	10,29
TAIWAN	22.704.161	20.327.125	-10,47	40.468.912	47.132.854	16,47
CHINA	43.050.810	38.247.296	-11,16	70.687.476	76.157.830	7,74
MONGOLIA	0	170	-	0	6	-
MACAU	5.380	74.273	1.280,54	93.455	385.980	313,01
PAPUA NEW GUINEA	90.466	152.870	68,98	182.647	367.257	101,07
THAILAND	20.578.075	22.211.198	7,94	50.714.070	59.245.891	16,82
SINGAPORE	10.713.762	7.481.055	-30,17	32.247.072	23.456.929	-27,26
PHILIPPINES	13.747.341	13.620.937	-0,92	29.664.988	33.270.303	12,15
MALAYSIA	24.382.702	20.528.824	-15,81	59.498.024	55.622.635	-6,51
MYANMAR (FORM. BURMA)	82.588	536.777	549,95	340.420	1.513.925	344,72
CAMBODIA	564.582	470.832	-16,61	2.542.356	2.398.842	-5,64
BRUNEI DARUSSALAM	161.358	164.349	1,85	432.165	534.990	23,79
LAO PEOPLE'S DEMOCRATIC REPUBLIC	6.000	286	-95,23	37.339	3	-99,99
NEPAL	34.849	298	-99,14	68.146	3.375	-95,05
VIET NAM	21.854.324	24.318.512	11,28	38.728.955	48.632.090	25,57
MALDIVES	68.559	53.485	-21,99	297.067	484.819	63,20
INDIA	16.694.068	17.926.352	7,38	33.481.977	49.762.456	48,62
PAKISTAN	9.243.000	19.371.464	109,58	19.122.755	41.342.622	116,20
BANGLADESH	12.498.927	9.879.948	-20,95	32.473.719	26.977.114	-16,93
SRI LANKA	7.478.124	6.536.716	-12,59	21.245.188	19.080.093	-10,19
AFGHANISTAN	1.700	11.874	598,47	5.408	11.057	104,46
IRAQ	26	113	334,62	52	20	-61,54
IRAN (ISLAMIC REPUBLIC OF)	10.012.702	8.288.796	-17,22	19.396.214	19.405.698	0,05
SAUDI ARABIA	1.735.960	2.386.859	37,50	7.433.279	10.050.347	35,21
ISRAEL	15.241	4.073.635	26.628,13	41.584	10.005.085	23.959,94
KUWAIT	423.629	77.011	-81,82	1.487.842	513.132	-65,51
JORDAN	557.104	400.998	-28,02	1.253.974	1.137.255	-9,31
LEBANON	56.438	116.748	106,86	299.332	284.837	-4,84
YEMEN	668.150	626.149	-6,29	2.549.359	2.678.771	5,08
OMAN	21.068	27.321	29,68	75.943	68.904	-9,27
SYRIA ARAB REPUBLIC	2.715.425	2.903.354	6,92	4.837.652	6.785.120	40,26
TURKEY	66.488.056	57.288.700	-13,84	153.432.989	134.596.139	-12,28
UNITED ARAB EMIRATES	4.641.716	5.179.218	11,58	17.538.944	23.648.000	34,83
QATAR	40.051	32.283	-19,40	425.523	60.914	-85,68

TABEL 5. PERKEMBANGAN EKSPOR INDONESIA MENURUT KOMODITI DAN NEGARA TUJUAN

JENIS BARANG	BERAT BERSIH (KG)		PERUB	NILAI FOB (US \$)		PERUB
	JAN-AGT 2007	JAN-AGT 2008	%	JAN-AGT 2007	JAN-AGT 2008	%
	(1)	(2)	(3)	(4)	(5)	(6)
BAHRAIN	9.103	398	-95,63	7.816	1.487	-80,97
CYPRUS	6.588	13.539	105,51	10.396	54.570	424,91
EGYPT	24.079.049	24.990.429	3,78	41.516.507	48.017.394	15,66
LIBYAN ARAB JAMAHIRIYA	84.316	236	-99,72	92.082	7.467	-91,89
MOROCCO	3.270.733	2.012.852	-38,46	4.631.887	3.649.532	-21,21
TUNISIA	284.188	324.989	14,36	623.641	912.496	46,32
ALGERIA	2.476.693	1.443.144	-41,73	4.194.926	3.898.722	-7,06
SUDAN	87.491	76.525	-12,53	231.186	140.653	-39,16
NAMIBIA	425	1.152	171,06	1.169	1.677	43,46
ETHIOPIA	374	1.915.700	512.119,25	5	5.610.935	112.218.600,00
TANZANIA, UNITED REPUBLIC OF	91.421	150.068	64,15	151.996	295.928	94,69
MADAGASCAR	180.374	210.127	16,50	573.209	601.047	4,86
SOMALIA	46.449	0	-100,00	195.160	0	-100,00
KENYA	1.422.300	1.012.879	-28,79	2.557.286	3.052.078	19,35
REUNION	31.999	39.632	23,85	51.561	84.740	64,35
MOZAMBIQUE	21.672	1.293	-94,03	36.464	2.672	-92,67
BOTSWANA	7.535	0	-100,00	21.728	0	-100,00
TOGO	82.905	253.134	205,33	402.796	647.630	60,78
GHANA	583.499	441.233	-24,38	2.200.410	1.864.786	-15,25
LIBERIA	0	120	-	0	10	-
GUINEA	1.495	33.242	2.123,55	228	93.779	41.031,14
ANGOLA	16.728	11.018	-34,13	41.719	26.736	-35,91
CONGO	0	24.100	-	0	38.390	-
CAMEROON	90.762	161.276	77,69	190.553	294.714	54,66
NIGERIA	76.520	162.391	112,22	169.022	432.670	155,98
SIERRA LEONE	8.311	36.179	335,31	27.129	127.108	368,53
GABON	86.082	22.484	-73,88	124.491	51.583	-58,56
COTE D'IVOIRE	201.064	231.217	15,00	533.054	684.891	28,48
SENEGAL	122.943	296.907	141,50	327.074	632.322	93,33
MAURITANIA	385.604	161.439	-58,13	1.242.935	520.425	-58,13
MALI	12.797	100	-99,22	40.388	1.695	-95,80
BENIN	81.000	188.492	132,71	878.380	1.887.906	114,93
BURKINA FASO	0	16.224	-	0	48.688	-
GAMBIA	29.244	27.795	-4,95	32.852	77.882	137,07
U.S. VIRGIN ISLANDS	509	1.045	105,30	1.712	743	-56,60
SEYCHELLES	9.136	7.636	-16,42	16.729	21.372	27,75
UGANDA	2.051	449	-78,11	7.361	8.438	14,63
NIGER	0	21.076	-	0	256.590	-
CHAD	0	186	-	0	186	-
DJIBOUTI	1.277.857	68.400	-94,65	3.382.631	116.850	-96,55
SAO TOME AND PRINCIPE	0	12.201	-	0	11.540	-
SWAZILAND	0	11.859	-	0	27.558	-
SOUTH AFRICA	4.309.971	2.839.894	-34,11	10.612.292	8.398.584	-20,86
ZIMBABWE	82.092	7.566	-90,78	154.254	30.292	-80,36
ZAMBIA	56.888	94.531	66,17	109.224	199.024	82,22
MALAWI	0	143	-	0	258	-
MAURITIUS	793.171	774.711	-2,33	2.678.516	2.212.093	-17,41
VIRGIN ISLANDS (BRITISH)	16	961	5.906,25	210	4.222	1.910,48
AUSTRALIA	12.925.497	11.411.059	-11,72	26.655.060	27.199.789	2,04
NEW ZEALAND	2.066.437	2.051.410	-0,73	5.604.937	5.671.659	1,19
MICRONESIA, FEDERATED STATES (0	2.982	-	0	5.464	-
GUAM	3.221	7.612	136,32	16.601	19.527	17,63
PALAU	110	1.084	885,45	768	4.263	455,08
NEW CALEDONIA	47.038	50.424	7,20	191.118	237.983	24,52
NORTHERN MARIANA ISLANDS	1.480	0	-100,00	7.737	0	-100,00
SAINT VINCENT AND THE GRENADIN	4.966	1.028	-79,30	10.086	1.654	-83,60
VANUATU	12.442	31.868	156,13	20.910	30.189	44,38
WALLIS AND FUTUNA ISLANDS	1.596	3.568	123,56	3.187	5.465	71,48
COOK ISLANDS	31.570	3.615	-88,55	82.407	50.399	-38,84
FIJI	16.672	45.703	174,13	87.692	194.227	121,49
KIRIBATI	1.667	0	-100,00	2.970	0	-100,00
MARSHALL ISLANDS	5	0	-100,00	200	0	-100,00
SAMOA	1.272	2.538	99,53	3.634	7.875	116,70
SOLOMON ISLANDS	58.770	1.480	-97,48	59.287	4.130	-93,03
TONGA	537	3.529	557,17	2.422	4.122	70,19
TUVALU	43	189	339,53	160	487	204,38
CHRISTMAS ISLANDS	322	0	-100,00	3.298	0	-100,00
EAST TIMOR	336.997	192.009	-43,02	643.168	371.487	-42,24
UNITED STATES	58.361.318	61.990.241	6,22	133.510.934	143.474.996	7,46
CANADA	5.887.904	4.771.675	-18,96	13.351.733	11.331.995	-15,13
MEXICO	8.549.570	9.297.281	8,75	18.246.679	21.747.456	19,19
GUATEMALA	300.863	740.593	146,16	613.600	1.604.494	161,49
HONDURAS	61.953	818.306	1.220,85	123.688	1.586.175	1.182,40
NICARAGUA	2.438	787	-67,72	3.704	1.500	-59,50
PANAMA	32.251	690	-97,86	99.398	6.364	-93,60
CUBA	52.539	102.208	94,54	82.128	194.922	137,34
SURINAME	142.195	146.635	3,12	252.755	337.960	33,71
CHILE	2.273.401	2.482.726	9,21	5.361.062	6.699.676	24,97

TABEL 5. PERKEMBANGAN EKSPOR INDONESIA MENURUT KOMODITI DAN NEGARA TUJUAN

JENIS BARANG	BERAT BERSIH (KG)		PERUB	NILAI FOB (US \$)		PERUB
	JAN-AGT 2007	JAN-AGT 2008	%	JAN-AGT 2007	JAN-AGT 2008	%
	(1)	(2)	(3)	(4)	(5)	(6)
VENEZUELA	3.764.821	2.667.101	-29,16	8.528.337	6.482.686	-23,99
ARGENTINA	17.459.400	13.023.946	-25,40	40.772.838	33.304.573	-18,32
BRAZIL	76.361.007	76.753.762	0,51	162.737.351	167.353.649	2,84
COLOMBIA	5.138.033	3.564.788	-30,62	10.953.670	7.467.300	-31,83
URUGUAY	169.191	330.558	95,38	335.337	987.703	194,54
PARAGUAY	39.826	32.135	-19,31	84.390	96.652	14,53
ECUADOR	1.331.784	1.182.773	-11,19	2.881.147	3.145.143	9,16
PERU	1.948.687	996.585	-48,86	3.943.202	2.870.689	-27,20
GUYANA	28.478	9.115	-67,99	53.747	17.793	-66,89
TRINIDAD AND TOBAGO	18.100	19.074	5,38	34.096	49.254	44,46
BAHAMAS	3.313	1.590	-52,01	5.542	4.873	-12,07
JAMAICA	177.804	136.826	-23,05	335.807	260.376	-22,46
PUERTO RICO	3.748	5.402	44,13	17.899	14.216	-20,58
BELIZE	1.425	1.622	13,82	12.184	6.610	-45,75
DOMINICAN REPUBLIC	274.949	182.566	-33,60	526.599	631.462	19,91
EL SALVADOR	456.091	325.524	-28,63	1.007.465	802.445	-20,35
COSTA RICA	99.773	62.525	-37,33	271.601	391.132	44,01
HAITI	207	0	-100,00	141	0	-100,00
BARBADOS	1.324	941	-28,93	3.595	2.762	-23,17
ANTIGUA AND BARBUDA	1.925	1.266	-34,23	4.106	4.483	9,18
ANGUILLA	27	0	-100,00	82	0	-100,00
ARUBA	205	371	80,98	697	2.900	316,07
BERMUDA	191	404	111,52	1.232	2.286	85,55
CAYMAN ISLANDS	2.878	1.766	-38,64	8.298	523	-93,70
DOMINICA	1.165	387	-66,78	2.161	1.215	-43,78
FALKLAND ISLANDS (MALVINAS)	6	0	-100,00	8	0	-100,00
FRENCH GUIANA	4.834	17.853	269,32	12.025	53.513	345,01
FRENCH POLYNESIA	108.301	128.407	18,56	295.390	336.249	13,83
GRENADA	63	95	50,79	455	467	2,64
MARTINIQUE	21.945	11.133	-49,27	80.188	54.108	-32,52
NETHERLANDS ANTILLES	19.152	17.178	-10,31	53.849	58.586	8,80
SAINT LUCIA	62	2.882	4.548,39	866	12.092	1.296,30
TURKS AND CAICOS ISLANDS	319	349	9,40	1.121	610	-45,58
GUADELOUPE	17.155	12.293	-28,34	61.885	52.417	-15,30
SAINT KITTS AND NEVIS	345	7.417	2.049,86	5.257	9.923	88,76
UNITED KINGDOM	11.034.611	9.866.829	-10,58	22.904.313	21.825.102	-4,71
NETHERLANDS	4.104.570	4.100.250	-0,11	10.767.213	10.427.041	-3,16
FRANCE	1.393.745	1.139.085	-18,27	6.801.866	5.492.123	-19,26
GERMANY, FED. REP. OF	20.919.779	20.445.968	-2,26	51.880.394	49.422.358	-4,74
AUSTRIA	51.869	34.110	-34,24	238.142	88.730	-62,74
BELGIUM	22.211.473	19.566.528	-11,91	46.321.034	42.618.626	-7,99
SWITZERLAND	268.887	113.036	-57,96	854.497	352.978	-58,69
DENMARK	516.794	376.143	-27,22	2.072.679	1.708.482	-17,57
NORWAY	266.674	166.576	-37,54	1.759.937	1.207.554	-31,39
SWEDEN	1.872.848	1.517.920	-18,95	10.788.049	5.847.358	-45,80
FINLAND	798.712	1.353.309	69,44	1.737.250	3.530.469	103,22
IRELAND	159.114	215.957	35,72	318.800	506.508	58,88
ITALY	31.929.338	27.395.618	-14,20	67.910.384	61.388.067	-9,60
SPAIN	15.668.719	12.740.199	-18,69	34.089.064	30.185.833	-11,45
PORTUGAL	3.778.737	4.375.218	15,79	9.305.255	12.451.063	33,81
ICELAND	3.571	6.301	76,45	23.915	45.771	91,39
GREECE	5.622.370	2.717.755	-51,66	15.100.094	7.284.035	-51,76
DEMOCRATIC REPUBLIC OF THE CO	92.865	65.992	-28,94	253.864	153.156	-39,67
HUNGARY	1.563.121	1.509.793	-3,41	2.876.929	3.061.766	6,42
POLAND	4.010.777	2.786.830	-30,52	8.515.776	6.411.854	-24,71
ROMANIA	385.870	449.812	16,57	743.855	1.352.207	81,78
BULGARIA	125.017	261.568	109,23	228.288	516.800	126,38
YUGOSLAVIA	10.530	6.164	-41,46	12.551	38.428	206,17
ALBANIA	0	10.691	-	0	13.072	-
AZERBAIJAN	0	4.192	-	0	16.179	-
KAZAKHSTAN	3.600	300	-91,67	1.046	600	-42,64
KYRGYZSTAN	213.665	209.858	-1,78	604.049	690.767	14,36
MOLDOVA, REPUBLIC OF	21.874	494	-97,74	36.748	180	-99,51
TAJKISTAN	5.281	0	-100,00	33.444	0	-100,00
UKRAINE	172.236	305.853	77,58	429.213	793.323	84,83
UZBEKISTAN	14.480	2.130	-85,29	20.230	290	-98,57
LITHUANIA	1.697.414	1.471.373	-13,32	2.962.594	2.945.491	-0,58
LATVIA	84.002	185.729	121,10	196.874	376.573	91,28
ESTONIA	59.771	103.107	72,50	170.486	296.920	74,16
GEORGIA	39.271	0	-100,00	68.227	0	-100,00
CROATIA	11.754	9.139	-22,25	165.255	40.152	-75,70
MALTA	5.043	9.275	83,92	24.869	28.038	12,74
SLOVAKIA	248.191	2.191	-99,12	404.297	26.100	-93,54
SLOVENIA	401.359	446.866	11,34	791.516	1.046.871	32,26
CZECH REPUBLIC	295.639	234.997	-20,51	614.272	550.411	-10,40
SOUTH GEORGIA AND THE SOUTH S	0	812	-	0	697	-
RUSSIA FEDERATION	269.325	1.732.548	543,29	2.129.816	8.749.931	310,83

TABEL 5. PERKEMBANGAN EKSPOR INDONESIA MENURUT KOMODITI DAN NEGARA TUJUAN

JENIS BARANG	BERAT BERSIH (KG)		PERUB	NILAI FOB (US \$)		PERUB
	JAN-AGT 2007	JAN-AGT 2008	%	JAN-AGT 2007	JAN-AGT 2008	%
	(1)	(2)	(3)	(4)	(5)	(6)
-BARANG DARI KARET	315.495.611	307.792.404	-2,44	886.708.603	1.013.924.285	14,35
JAPAN	52.008.126	48.230.991	-7,26	153.745.333	171.157.080	11,33
HONG KONG	2.649.353	2.187.806	-17,42	11.975.939	11.349.153	-5,23
KOREA, REPUBLIC OF	3.357.023	3.433.659	2,28	6.063.956	5.592.129	-7,78
TAIWAN	2.848.619	3.658.040	28,41	8.715.083	12.584.169	44,40
CHINA	10.549.173	4.931.741	-53,25	24.559.997	19.156.256	-22,00
MONGOLIA	0	7.425	-	0	22.275	-
PAPUA NEW GUINEA	1.010.879	1.308.794	29,47	2.736.208	4.022.063	46,99
THAILAND	7.595.087	6.380.481	-15,99	24.588.564	23.542.642	-4,25
SINGAPORE	4.411.273	4.215.841	-4,43	36.638.148	39.235.790	7,09
PHILIPPINES	7.742.973	8.035.268	3,77	12.981.135	15.020.699	15,71
MALAYSIA	15.786.971	13.929.231	-11,77	25.170.347	34.696.976	37,85
MYANMAR (FORM. BURMA)	526.339	426.188	-19,03	1.170.699	1.237.451	5,70
CAMBODIA	299.632	428.600	43,04	840.475	1.345.816	60,13
BRUNEI DARUSSALAM	286.013	289.488	1,21	711.134	733.374	3,13
LAO PEOPLE'S DEMOCRATIC REPUB	11.577	14.697	26,95	32.970	45.374	37,62
NEPAL	36.953	5.434	-85,29	105.377	10.240	-90,28
BHUTAN	240	0	-100,00	2.376	0	-100,00
VIET NAM	2.498.841	3.956.286	58,32	7.197.785	12.666.499	75,98
MALDIVES	4.001	3.584	-10,42	1.875	4.797	155,84
INDIA	1.031.936	908.705	-11,94	2.228.424	2.548.566	14,37
PAKISTAN	1.954.736	2.139.954	9,48	4.101.918	5.405.084	31,77
BANGLADESH	1.216.944	1.411.983	16,03	2.570.095	3.112.415	21,10
SRI LANKA	1.198.393	1.204.227	0,49	2.747.907	3.104.774	12,99
AFGHANISTAN	77.598	0	-100,00	193.494	0	-100,00
IRAQ	17.083	14.755	-13,63	28.877	49.692	72,08
IRAN (ISLAMIC REPUBLIC OF)	1.416.017	1.603.409	13,23	3.139.910	4.855.431	54,64
SAUDI ARABIA	15.687.350	12.529.194	-20,13	41.033.928	36.334.837	-11,45
ISRAEL	0	888.269	-	0	2.401.591	-
KUWAIT	278.459	250.996	-9,86	748.218	827.280	10,57
JORDAN	1.213.784	1.128.179	-7,05	2.974.185	2.793.521	-6,07
LEBANON	1.115.232	883.440	-20,78	3.071.104	2.700.645	-12,06
YEMEN	3.477.766	1.965.348	-43,49	9.671.058	5.958.802	-38,39
OMAN	673.142	845.426	25,59	1.808.020	2.511.635	38,92
SYRIA ARAB REPUBLIC	1.207.890	1.001.842	-17,06	2.462.708	2.606.976	5,86
TURKEY	3.003.172	3.666.299	22,08	8.048.964	10.583.624	31,49
UNITED ARAB EMIRATES	14.505.012	16.042.743	10,60	37.124.520	49.190.397	32,50
QATAR	403.991	297.800	-26,29	1.122.193	961.695	-14,30
BAHRAIN	242.953	172.360	-29,06	695.061	558.367	-19,67
CYPRUS	124.613	99.547	-20,12	348.907	306.317	-12,21
EGYPT	7.118.641	7.135.053	0,23	16.829.629	19.316.937	14,78
LIBYAN ARAB JAMAHIRIYA	1.207.443	1.397.917	15,77	3.233.709	4.156.660	28,54
MOROCCO	364.898	335.457	-8,07	904.356	1.032.171	14,13
TUNISIA	37.245	115.642	210,49	107.469	249.795	132,43
ALGERIA	368.190	255.574	-30,59	993.239	828.119	-16,62
SUDAN	358.325	526.341	46,89	978.242	1.734.096	77,27
TANZANIA, UNITED REPUBLIC OF	11	33	200,00	50	9	-82,00
MADAGASCAR	2.220	454	-79,55	972	250	-74,28
KENYA	136.734	85.286	-37,63	352.324	216.194	-38,64
REUNION	26.473	10.453	-60,51	84.823	38.939	-54,09
BOTSWANA	36.895	0	-100,00	96.084	0	-100,00
TOGO	88	0	-100,00	126	0	-100,00
GHANA	308.528	249.985	-18,97	600.478	565.154	-5,88
LIBERIA	8.147	0	-100,00	22.381	0	-100,00
GUINEA	15.045	0	-100,00	42.943	0	-100,00
ANGOLA	86.896	49.315	-43,25	240.216	182.956	-23,84
CAMEROON	27.796	5.195	-81,31	45.247	17.793	-60,68
NIGERIA	1.268.686	1.513.028	19,26	3.121.384	4.572.636	46,49
GABON	0	1	-	0	14	-
COTE D'IVOIRE	46.025	62.175	35,09	123.240	203.461	65,09
SENEGAL	16.159	35.477	119,55	43.964	127.417	189,82
BENIN	46.051	19.015	-58,71	129.834	61.899	-52,32
BURKINA FASO	9.082	0	-100,00	25.424	0	-100,00
SEYCHELLES	12.893	644	-95,01	33.980	1.210	-96,44
UGANDA	94.521	106.949	13,15	204.999	254.260	24,03
DJIBOUTI	234.818	100.719	-57,11	601.040	316.428	-47,35
SOUTH AFRICA	1.268.838	2.793.966	120,20	3.755.520	8.130.513	116,49
ZIMBABWE	145.280	124.026	-14,63	408.550	350.230	-14,27
COMOROS	868	320	-63,13	1.253	1.254	0,08
MAURITIUS	294.843	304.037	3,12	715.595	923.165	29,01
AUSTRALIA	5.380.543	6.834.052	27,01	15.231.936	22.462.824	47,47
NEW ZEALAND	1.635.942	1.801.364	10,11	4.664.393	5.714.730	22,52
GUAM	1	0	-100,00	4	0	-100,00
NEW CALEDONIA	8.897	15.514	74,37	23.306	52.645	125,89
VANUATU	16.633	28.464	71,13	47.146	93.392	98,09
AMERICAN SAMOA	14.366	0	-100,00	44.764	0	-100,00
COOK ISLANDS	33	0	-100,00	564	0	-100,00
FIJI	118.521	132.618	11,89	334.535	408.704	22,17

TABEL 5. PERKEMBANGAN EKSPOR INDONESIA MENURUT KOMODITI DAN NEGARA TUJUAN

JENIS BARANG	BERAT BERSIH (KG)		PERUB	NILAI FOB (US \$)		PERUB
	JAN-AGT 2007	JAN-AGT 2008	%	JAN-AGT 2007	JAN-AGT 2008	%
	(1)	(2)	(3)	(4)	(5)	(6)
SAMOA	49.239	33.766	-31,42	294.909	137.206	-53,48
SOLOMON ISLANDS	519	0	-100,00	700	0	-100,00
EAST TIMOR	91.442	388.403	324,75	223.862	645.038	188,14
UNITED STATES	65.566.798	66.220.793	1,00	187.426.172	219.510.622	17,12
CANADA	1.330.098	3.133.197	135,56	3.448.410	9.680.227	180,72
MEXICO	1.034.557	1.227.462	18,65	2.569.302	3.151.626	22,66
GUATEMALA	333.551	284.842	-14,60	927.938	858.319	-7,50
HONDURAS	320.130	167.287	-47,74	722.161	438.921	-39,22
NICARAGUA	7.810	0	-100,00	19.913	0	-100,00
PANAMA	255.494	180.335	-29,42	779.875	566.752	-27,33
SURINAME	19.940	35.471	77,89	50.667	106.264	109,73
CHILE	159.486	117.666	-26,22	404.175	285.345	-29,40
VENEZUELA	197.336	249.171	26,27	564.897	935.261	65,56
ARGENTINA	627.192	971.443	54,89	1.653.294	2.625.681	58,82
BRAZIL	1.282.474	710.468	-44,60	3.266.737	2.361.225	-27,72
COLOMBIA	1.071.484	1.200.455	12,04	2.589.503	3.158.881	21,99
BOLIVIA	8.168	45.765	460,30	25.610	152.880	496,95
URUGUAY	30.813	43.237	40,32	99.415	145.080	45,93
PARAGUAY	10.651	104.997	885,79	42.310	316.952	649,12
ECUADOR	47.773	81.214	70,00	139.648	276.066	97,69
PERU	489.886	784.463	60,13	847.221	1.457.341	72,01
GUYANA	10.268	12.009	16,96	28.167	28.552	1,37
TRINIDAD AND TOBAGO	114.837	56.848	-50,50	363.197	205.851	-43,32
JAMAICA	438.323	288.402	-34,20	1.141.931	842.716	-26,20
PUERTO RICO	20.382	122.476	500,90	64.909	482.141	642,80
DOMINICAN REPUBLIC	306.199	241.368	-21,17	835.643	538.368	-35,57
EL SALVADOR	14.254	22.171	55,54	39.126	64.988	66,10
COSTA RICA	232.369	337.586	45,28	626.766	1.003.169	60,05
HAITI	7.830	0	-100,00	22.275	0	-100,00
BARBADOS	31.309	20.018	-36,06	92.347	67.063	-27,38
ANTIGUA AND BARBUDA	272	0	-100,00	1.987	0	-100,00
ARUBA	0	12.752	-	0	33.601	-
DOMINICA	70.321	96.555	37,31	169.061	259.514	53,50
FRENCH POLYNESIA	239	32.514	13.504,18	433	119.584	27.517,55
NETHERLANDS ANTILLES	0	20.402	-	0	37.799	-
GADELOUPE	21	95	352,38	54	245	353,70
UNITED KINGDOM	13.686.055	11.063.214	-19,16	38.179.190	35.025.995	-8,26
NETHERLANDS	6.440.552	6.796.415	5,53	18.316.231	20.292.239	10,79
FRANCE	2.720.809	2.952.689	8,52	7.788.456	9.432.015	21,10
GERMANY, FED. REP. OF	9.801.475	11.374.374	16,05	36.453.854	51.002.981	39,91
AUSTRIA	3.387	40.576	1.097,99	15.228	220.560	1.348,38
BELGIUM	8.632.881	6.250.559	-27,60	24.812.020	20.209.570	-18,55
SWITZERLAND	55.313	97.391	76,07	128.647	339.790	164,13
LUXEMBOURG	682	1.877	175,22	1.900	5.228	175,16
DENMARK	1.001.974	1.286.745	28,42	2.410.308	3.413.763	41,63
NORWAY	221.519	446.304	101,47	635.391	1.316.017	107,12
SWEDEN	599.133	674.620	12,60	1.801.793	2.272.486	26,12
FINLAND	746.211	1.128.487	51,23	1.897.938	3.333.253	75,62
IRELAND	355.251	744.177	109,48	1.023.786	2.101.577	105,28
ITALY	8.567.966	8.031.489	-6,26	25.715.631	27.071.596	5,27
SPAIN	2.597.712	1.927.918	-25,78	7.678.835	6.975.555	-9,16
PORTUGAL	1.440.254	607.482	-57,82	4.538.314	2.342.157	-48,39
ICELAND	35.012	0	-100,00	126.063	0	-100,00
GREECE	747.118	906.897	21,39	2.316.451	3.263.402	40,88
DEMOCRATIC REPUBLIC OF THE CO	0	13.995	-	0	12.482	-
HUNGARY	284.372	158.111	-44,40	1.104.052	673.374	-39,01
POLAND	408.126	938.461	129,94	1.691.608	3.772.326	123,00
ROMANIA	77.191	181.413	135,02	225.737	680.868	201,62
BULGARIA	62.217	12.122	-80,52	153.430	38.114	-75,16
ARMENIA	37.231	84.332	126,51	96.191	281.646	192,80
AZERBAIJAN	16.026	21.330	33,10	43.799	28.680	-34,52
KAZAKHSTAN	19.611	9.481	-51,65	53.659	26.901	-49,87
KYRGYZSTAN	9.476	0	-100,00	25.972	0	-100,00
MOLDOVA, REPUBLIC OF	0	11.023	-	0	34.984	-
TURKMENISTAN	7.228	23.018	218,46	19.415	69.215	256,50
UKRAINE	54.097	429.917	694,72	172.012	1.544.185	797,72
LITHUANIA	45.400	253.932	459,32	154.602	864.735	459,33
LATVIA	446.832	430.450	-3,67	1.043.360	1.255.965	20,38
ESTONIA	281.646	187.634	-33,38	879.440	703.821	-19,97
GEORGIA	136.303	253.701	86,13	374.897	865.935	130,98
CROATIA	46.363	101.827	119,63	143.800	384.273	167,23
MALTA	14.067	35.116	149,63	48.898	79.473	62,53
SLOVAKIA	1	113	11.200,00	13	3.264	25.007,69
SLOVENIA	210.679	200.587	-4,79	560.517	591.458	5,52
CZECH REPUBLIC	97.079	99.906	2,91	427.932	607.390	41,94
RUSSIA FEDERATION	221.178	233.986	5,79	766.007	1.045.447	36,48
-SHEET	196.999.070	121.632.142	-38,26	392.257.555	322.983.653	-17,66

TABEL 5. PERKEMBANGAN EKSPOR INDONESIA MENURUT KOMODITI DAN NEGARA TUJUAN

JENIS BARANG	BERAT BERSIH (KG)		PERUB	NILAI FOB (US \$)		PERUB
	JAN-AGT 2007	JAN-AGT 2008	%	JAN-AGT 2007	JAN-AGT 2008	%
(1)	(2)	(3)	(4)	(5)	(6)	(7)
JAPAN	53.678.890	26.644.289	-50,36	105.899.696	69.547.782	-34,33
HONG KONG	178.574	128.338	-28,13	297.341	407.163	36,93
KOREA, REPUBLIC OF	5.255.099	2.486.177	-52,69	10.575.841	6.543.340	-38,13
TAIWAN	3.873.684	1.543.240	-60,16	7.927.035	4.221.570	-46,74
CHINA	29.171.840	11.167.243	-61,72	57.963.193	29.222.647	-49,58
THAILAND	113.615	0	-100,00	227.230	0	-100,00
SINGAPORE	8.987.560	9.501.187	5,71	19.461.391	25.438.661	30,71
PHILIPPINES	1.121.536	2.301.467	105,21	2.102.156	6.290.193	199,23
MALAYSIA	141.152	1.027.760	628,12	319.263	3.004.863	841,19
VIET NAM	619.398	941.022	51,93	1.166.165	2.614.776	124,22
INDIA	6.053.513	1.927.843	-68,15	10.804.515	5.045.171	-53,30
PAKISTAN	13.440	13.440	0,00	31.584	38.371	21,49
SRI LANKA	201.600	0	-100,00	421.344	0	-100,00
IRAN (ISLAMIC REPUBLIC OF)	201.600	56.771	-71,84	424.539	167.814	-60,47
ISRAEL	0	20.160	-	0	62.093	-
TURKEY	2.460.479	1.478.857	-39,90	4.996.852	4.113.582	-17,68
UNITED ARAB EMIRATES	0	38.466	-	0	111.095	-
EGYPT	2.882.880	1.108.800	-61,54	5.942.177	2.908.372	-51,06
ALGERIA	85.680	68.040	-20,59	145.441	178.945	23,04
SOUTH AFRICA	6.461.758	3.264.000	-49,49	12.820.697	8.347.623	-34,89
AUSTRALIA	1.973.873	383.215	-80,59	3.609.548	963.097	-73,32
NEW ZEALAND	241.920	0	-100,00	449.064	0	-100,00
SAINT VINCENT AND THE GRENADIN	20.160	0	-100,00	45.713	0	-100,00
UNITED STATES	14.773.919	12.718.617	-13,91	30.023.215	34.351.963	14,42
CANADA	5.125.300	4.452.838	-13,12	10.292.738	12.005.008	16,64
MEXICO	2.600.640	1.512.000	-41,86	5.035.109	4.065.164	-19,26
CHILE	253.680	301.440	18,83	543.648	818.563	50,57
VENEZUELA	1.632.960	866.880	-46,91	3.296.980	2.212.257	-32,90
ARGENTINA	201.600	519.263	157,57	415.296	1.414.050	240,49
BRAZIL	3.746.944	4.236.107	13,05	7.669.648	11.188.622	45,88
COLOMBIA	210.000	759.360	261,60	436.515	2.015.110	361,64
PERU	0	60.660	-	0	159.521	-
COSTA RICA	302.400	60.480	-80,00	574.358	142.733	-75,15
UNITED KINGDOM	2.995.559	1.955.521	-34,72	6.024.536	5.219.765	-13,36
NETHERLANDS	6.194.760	4.365.120	-29,54	12.467.983	11.594.799	-7,00
FRANCE	1.041.137	928.860	-10,78	2.023.854	2.467.862	21,94
GERMANY, FED. REP. OF	9.481.981	3.596.002	-62,08	18.884.766	9.535.701	-49,51
BELGIUM	9.666.237	6.824.635	-29,40	19.161.657	17.973.945	-6,20
LUXEMBOURG	0	95.999	-	0	284.136	-
IRELAND	42.840	0	-100,00	92.749	0	-100,00
ITALY	335.160	817.740	143,98	595.187	2.130.270	257,92
SPAIN	3.591.000	4.923.716	37,11	7.103.169	13.215.291	86,05
GREECE	524.160	0	-100,00	1.005.315	0	-100,00
HUNGARY	257.040	0	-100,00	529.075	0	-100,00
POLAND	4.246.416	3.615.494	-14,86	8.277.919	9.683.238	16,98
ROMANIA	1.393.560	887.040	-36,35	2.750.955	2.342.491	-14,85
BULGARIA	19.200	136.080	608,75	34.176	361.973	959,14
BELARUS	1.446.168	219.671	-84,81	2.842.446	669.875	-76,43
UKRAINE	228.941	1.270.527	454,96	485.369	3.435.100	607,73
LITHUANIA	665.225	201.366	-69,73	1.430.063	543.962	-61,96
SLOVENIA	997.800	611.933	-38,67	2.051.493	1.652.805	-19,43
CZECH REPUBLIC	0	58	-	0	43	-
RUSSIA FEDERATION	1.286.192	1.594.420	23,96	2.578.551	4.272.248	65,68
-CRUMB RUBBER	1.380.614.113	1.487.525.633	7,74	2.712.703.971	3.995.872.780	47,30
JAPAN	210.537.772	242.660.449	15,26	415.470.497	660.159.041	58,89
HONG KONG	160.266	285.810	78,33	299.086	758.564	153,63
KOREA, DEMOCRATIC PEOPLE'S REI	52.920	0	-100,00	109.015	0	-100,00
KOREA, REPUBLIC OF	59.263.680	72.419.057	22,20	116.160.087	197.762.374	70,25
TAIWAN	8.298.253	12.973.750	56,34	16.058.755	34.842.339	116,97
CHINA	191.938.901	226.209.005	17,85	385.445.411	618.814.621	60,55
SINGAPORE	96.110.566	100.382.176	4,44	187.665.876	257.507.783	37,22
PHILIPPINES	1.814.400	2.016.000	11,11	3.816.439	5.706.166	49,52
MALAYSIA	1.071.658	1.552.320	44,85	2.130.883	4.046.942	89,92
VIET NAM	6.247.743	3.134.876	-49,82	11.736.873	8.550.943	-27,14
INDIA	29.063.463	16.772.716	-42,29	55.536.324	45.632.137	-17,83
PAKISTAN	3.044.151	1.834.556	-39,74	5.843.903	4.903.912	-16,08
SRI LANKA	1.260	161.279	12.699,92	3.683	447.732	12.056,72
IRAN (ISLAMIC REPUBLIC OF)	6.935.033	5.725.429	-17,44	14.332.057	14.787.242	3,18
ISRAEL	0	161.280	-	0	487.356	-
YEMEN	100.800	0	-100,00	189.120	0	-100,00
TURKEY	24.299.516	26.336.787	8,38	47.925.627	69.883.696	45,82
UNITED ARAB EMIRATES	0	443.520	-	0	1.171.293	-
EGYPT	40.320	2.661.120	6.500,00	69.754	7.940.174	11.283,11
TUNISIA	100.800	0	-100,00	187.226	0	-100,00
ALGERIA	385.560	315.000	-18,30	752.299	922.604	22,64
ETHIOPIA	342.720	181.440	-47,06	695.116	424.336	-38,95
TANZANIA, UNITED REPUBLIC OF	20.160	0	-100,00	37.195	0	-100,00

TABEL 5. PERKEMBANGAN EKSPOR INDONESIA MENURUT KOMODITI DAN NEGARA TUJUAN

JENIS BARANG	BERAT BERSIH (KG)		PERUB	NILAI FOB (US \$)		PERUB
	JAN-AGT 2007	JAN-AGT 2008	%	JAN-AGT 2007	JAN-AGT 2008	%
	(1)	(2)	(3)	(4)	(5)	(6)
KENYA	1.834.560	846.718	-53,85	3.681.091	2.170.261	-41,04
DJIBOUTI	262.079	866.879	230,77	510.139	2.320.687	354,91
SOUTH AFRICA	16.646.357	16.569.591	-0,46	32.457.001	44.840.976	38,16
AUSTRALIA	8.830.078	10.241.265	15,98	17.115.174	27.138.762	58,57
NEW ZEALAND	806.400	1.209.599	50,00	1.575.178	3.280.232	108,25
EAST TIMOR	60.480	0	-100,00	103.924	0	-100,00
UNITED STATES	398.864.079	421.671.427	5,72	771.934.233	1.116.385.100	44,62
CANADA	27.395.245	33.630.740	22,76	53.718.716	89.814.977	67,19
MEXICO	12.499.193	13.921.600	11,38	24.510.107	37.490.574	52,96
CUBA	0	80.640	-	0	231.427	-
CHILE	3.810.236	1.733.755	-54,50	7.480.806	4.537.341	-39,35
VENEZUELA	5.416.319	5.365.080	-0,95	10.705.503	14.714.639	37,45
ARGENTINA	13.466.879	12.752.038	-5,31	26.667.659	33.803.827	26,76
BRAZIL	38.208.061	44.061.626	15,32	76.793.339	120.695.276	57,17
COLOMBIA	11.976.711	8.693.997	-27,41	23.902.055	23.406.398	-2,07
ECUADOR	3.467.520	3.810.240	9,88	6.876.757	10.201.156	48,34
PERU	1.483.438	0	-100,00	2.682.841	0	-100,00
COSTA RICA	766.080	725.759	-5,26	1.423.649	1.743.476	22,47
NORFOLK ISLANDS	453.600	0	-100,00	898.128	0	-100,00
UNITED KINGDOM	9.893.820	9.732.236	-1,63	19.158.789	26.621.934	38,95
NETHERLANDS	10.267.456	17.118.177	66,72	20.200.392	46.576.034	130,57
FRANCE	32.032.305	34.618.459	8,07	63.084.948	92.329.037	46,36
GERMANY, FED. REP. OF	46.331.752	39.259.935	-15,26	92.854.648	108.363.182	16,70
AUSTRIA	0	181.440	-	0	375.780	-
BELGIUM	19.000.970	14.398.599	-24,22	37.365.689	38.975.360	4,31
LUXEMBOURG	0	1.368.960	-	0	3.734.185	-
NORWAY	38.400	134.400	250,00	82.656	368.544	345,88
SWEDEN	806.400	242.120	-69,98	1.603.923	716.777	-55,31
FINLAND	0	60.480	-	0	147.837	-
IRELAND	428.400	371.700	-13,24	837.823	996.352	18,92
ITALY	13.342.138	13.772.217	3,22	26.671.302	37.581.117	40,90
SPAIN	25.058.594	22.890.765	-8,65	49.312.094	61.744.936	25,21
GREECE	665.280	771.120	15,91	1.325.927	1.952.499	47,26
HUNGARY	749.698	1.544.758	106,05	1.548.065	3.936.086	154,26
POLAND	14.030.005	16.384.727	16,78	27.542.720	43.688.878	58,62
ROMANIA	9.969.120	9.156.836	-8,15	19.730.695	24.291.018	23,11
BULGARIA	0	294.840	-	0	934.360	-
YUGOSLAVIA	0	186.480	-	0	510.923	-
UKRAINE	302.400	2.406.222	695,71	675.004	6.072.852	799,68
LITHUANIA	1.869.180	1.935.360	3,54	3.968.856	5.743.409	44,71
GEORGIA	100.800	0	-100,00	201.580	0	-100,00
SLOVENIA	7.580.399	7.534.798	-0,60	14.971.347	20.681.319	38,14
CZECH REPUBLIC	866.878	120.960	-86,05	1.664.030	309.533	-81,40
RUSSIA FEDERATION	1.202.861	632.520	-47,42	2.401.957	1.696.464	-29,37
-CREPE	16.620.702	19.165.693	15,31	33.177.907	50.769.736	53,02
JAPAN	719.785	948.238	31,74	1.546.362	2.678.429	73,21
KOREA, REPUBLIC OF	75.600	98.280	30,00	153.483	272.848	77,77
TAIWAN	665.280	100.800	-84,85	1.472.890	300.788	-79,58
CHINA	1.693.438	1.897.039	12,02	3.468.446	4.704.398	35,63
SINGAPORE	443.520	303.668	-31,53	922.157	782.737	-15,12
MALAYSIA	77.910	625.996	703,49	142.881	1.690.985	1.083,49
VIET NAM	201.600	559.679	177,62	398.362	1.405.202	252,74
INDIA	302.400	665.280	120,00	586.624	1.666.364	184,06
SRI LANKA	0	40.320	-	0	118.488	-
ISRAEL	0	262.080	-	0	689.673	-
YEMEN	40.320	0	-100,00	76.810	0	-100,00
TURKEY	207.455	141.120	-31,98	370.119	408.946	10,49
UNITED ARAB EMIRATES	705.600	0	-100,00	1.493.341	0	-100,00
EGYPT	117.180	0	-100,00	250.601	0	-100,00
MOROCCO	0	20.160	-	0	56.851	-
SOUTH AFRICA	120.960	100.800	-16,67	200.982	280.828	39,73
MAURITIUS	0	443	-	0	1.200	-
AUSTRALIA	20.160	120.960	500,00	41.979	360.686	759,21
UNITED STATES	6.465.905	8.440.969	30,55	12.181.418	22.489.332	84,62
CANADA	1.653.093	1.935.360	17,08	3.522.885	5.210.181	47,90
MEXICO	120.960	120.959	0,00	261.475	327.051	25,08
ARGENTINA	0	161.279	-	0	438.950	-
BRAZIL	403.200	1.115.279	176,61	834.926	3.050.951	265,42
PERU	0	20.160	-	0	54.432	-
UNITED KINGDOM	305.090	80.640	-73,57	571.895	222.163	-61,15
NETHERLANDS	0	20.160	-	0	54.432	-
FRANCE	101.029	60.496	-40,12	171.339	139.632	-18,51
GERMANY, FED. REP. OF	786.040	201.600	-74,35	1.578.979	466.526	-70,45
BELGIUM	40.320	0	-100,00	68.544	0	-100,00
SWITZERLAND	0	9	-	0	72	-
SWEDEN	40.320	0	-100,00	84.370	0	-100,00
ITALY	282.240	221.760	-21,43	654.333	528.625	-19,21

TABEL 5. PERKEMBANGAN EKSPOR INDONESIA MENURUT KOMODITI DAN NEGARA TUJUAN

JENIS BARANG	BERAT BERSIH (KG)		PERUB	NILAI FOB (US \$)		PERUB
	JAN-AGT 2007	JAN-AGT 2008	%	JAN-AGT 2007	JAN-AGT 2008	%
(1)	(2)	(3)	(4)	(5)	(6)	(7)
SPAIN	60.511	231.839	283,14	136.342	666.546	388,88
PORTUGAL	60.480	100.800	66,67	111.243	266.176	139,27
GREECE	866.880	20.160	-97,67	1.781.651	59.674	-96,65
DEMOCRATIC REPUBLIC OF THE CO	3.106	0	-100,00	7.992	0	-100,00
POLAND	0	45.360	-	0	142.095	-
YUGOSLAVIA	40.320	282.240	600,00	85.478	715.175	736,68
UKRAINE	0	221.760	-	0	519.300	-
-BUNGKIL KELAPA	205.108.895	202.413.237	-1,31	23.710.886	27.878.468	17,58
JAPAN	0	145.618	-	0	31.939	-
KOREA, REPUBLIC OF	118.674.569	125.699.928	5,92	14.121.446	16.495.101	16,81
TAIWAN	9.387.697	4.901.612	-47,79	1.199.656	429.845	-64,17
CHINA	81.000	60.000	-25,93	21.870	9.747	-55,43
SINGAPORE	1	4.574.636	457.463.500,00	1	695.064	69.506.300,00
MALAYSIA	270.000	0	-100,00	24.300	0	-100,00
BRUNEI DARUSSALAM	642	1.209	88,32	2.634	3.049	15,76
VIET NAM	45.435.938	46.369.361	2,05	4.825.536	6.966.420	44,37
INDIA	5.503.529	12.000.930	118,06	480.307	1.653.113	244,18
PAKISTAN	334.360	0	-100,00	40.123	0	-100,00
AUSTRALIA	5.045.270	37.600	-99,25	524.682	5.828	-98,89
NEW ZEALAND	4.000.000	0	-100,00	340.000	0	-100,00
NETHERLANDS	14.456.089	8.622.343	-40,35	1.971.131	1.588.362	-19,42
GERMANY, FED. REP. OF	1.900.000	0	-100,00	139.400	0	-100,00
ITALY	19.800	0	-100,00	19.800	0	-100,00
-DEDAK/BEKATUL	245.568.414	262.462.978	6,88	34.554.343	44.681.827	29,31
JAPAN	10.453.998	46.216.690	342,10	1.202.198	8.606.081	615,86
HONG KONG	0	26	-	0	90	-
KOREA, REPUBLIC OF	168.955.588	187.181.796	10,79	24.351.012	31.239.868	28,29
TAIWAN	257.680	230.410	-10,58	26.935	29.954	11,21
THAILAND	486.000	0	-100,00	90.099	0	-100,00
SINGAPORE	1	0	-100,00	1	0	-100,00
PHILIPPINES	25.524.640	0	-100,00	3.618.775	0	-100,00
MALAYSIA	483	0	-100,00	7.350	0	-100,00
VIET NAM	39.890.024	28.834.053	-27,72	5.257.973	4.805.833	-8,60
UNITED STATES	0	3	-	0	1	-
-LAINNYA	1.219.421.780	1.700.927.559	39,49	116.337.591	245.386.626	110,93
JAPAN	12.548.750	17.496.939	39,43	2.747.411	4.854.056	76,68
HONG KONG	1.568	2.220.656	141.523,47	24.991	260.678	943,09
KOREA, REPUBLIC OF	173.615.960	269.102.570	55,00	15.087.835	38.644.026	156,13
TAIWAN	1.647.029	2.036.296	23,63	496.464	501.948	1,10
CHINA	2.103.714	6.830.780	224,70	1.127.200	740.679	-34,29
THAILAND	59.289.626	13.387.565	-77,42	4.258.598	3.583.109	-15,86
SINGAPORE	6.425.964	1.150.146	-82,10	3.451.450	689.623	-80,02
PHILIPPINES	17.381.270	26.500	-99,85	1.255.287	31.747	-97,47
MALAYSIA	1.583.192	6.639.623	319,38	585.130	1.471.561	151,49
MYANMAR (FORM. BURMA)	52.500	34.000	-35,24	63.982	13.666	-78,64
BRUNEI DARUSSALAM	445	19.977	4.389,21	1.052	18.346	1.643,92
VIET NAM	81.162.647	61.803.923	-23,85	6.813.674	8.159.963	19,76
INDIA	2.431.477	1.226.246	-49,57	1.071.097	509.698	-52,41
PAKISTAN	2.759	188.548	6.733,93	8.482	67.110	691,20
BANGLADESH	3.552.839	261.105	-92,65	1.323.269	107.534	-91,87
IRAQ	0	125	-	0	1	-
IRAN (ISLAMIC REPUBLIC OF)	52.498	0	-100,00	47.282	0	-100,00
SAUDI ARABIA	0	41.500.041	-	0	5.861.543	-
JORDAN	0	280.000	-	0	44.800	-
LEBANON	0	34.500	-	0	38.631	-
TANZANIA, UNITED REPUBLIC OF	72.000	0	-100,00	71.252	0	-100,00
MADAGASCAR	163.170	0	-100,00	59.284	0	-100,00
GHANA	141.100	240.360	70,35	77.664	116.162	49,57
NIGERIA	720.000	863.360	19,91	390.000	458.479	17,56
SOUTH AFRICA	961.999	155.999	-83,78	952.165	230.530	-75,79
AUSTRALIA	49.388.613	31.105.747	-37,02	5.959.045	5.189.586	-12,91
NEW ZEALAND	133.667.775	415.890.714	211,14	12.353.168	57.007.651	361,48
UNITED STATES	10.856	4.310	-60,30	171.173	67.454	-60,59
DOMINICAN REPUBLIC	718.960	0	-100,00	139.558	0	-100,00
UNITED KINGDOM	13.000	26.000	100,00	14.895	34.380	130,82
NETHERLANDS	557.985.103	675.947.152	21,14	49.235.027	97.658.954	98,35
FRANCE	0	340.000	-	0	85.680	-
GERMANY, FED. REP. OF	106.612.460	115.192.608	8,05	8.246.939	15.937.650	93,26
SWITZERLAND	0	7.501.769	-	0	1.006.744	-
ITALY	7.000.000	27.900.000	298,57	214.200	956.162	346,39
HUNGARY	12.500	0	-100,00	13.125	0	-100,00
POLAND	26.000	0	-100,00	24.245	0	-100,00
UKRAINE	76.000	140.000	84,21	52.372	79.375	51,56
CZECH REPUBLIC	6	0	-100,00	275	0	-100,00
RUSSIA FEDERATION	0	1.380.000	-	0	959.100	-

TABEL 5. PERKEMBANGAN EKSPOR INDONESIA MENURUT KOMODITI DAN NEGARA TUJUAN

JENIS BARANG	BERAT BERSIH (KG)		PERUB	NILAI FOB (US \$)		PERUB
	JAN-AGT 2007	JAN-AGT 2008	%	JAN-AGT 2007	JAN-AGT 2008	%
(1)	(2)	(3)	(4)	(5)	(6)	(7)
-MINYAK ATSIRI LAINNYA	3.012.131	2.896.007	-3,86	52.423.626	107.635.299	105,32
JAPAN	67.388	96.270	42,86	885.181	2.071.619	134,03
HONG KONG	8.028	22.674	182,44	42.043	159.033	278,26
KOREA, REPUBLIC OF	45	25.467	56.493,33	673	35.705	5.205,35
TAIWAN	7.670	474	-93,82	92.555	13.098	-85,85
CHINA	181.022	146.162	-19,26	1.184.600	1.595.578	34,69
THAILAND	2.616	17.538	570,41	34.155	97.209	184,61
SINGAPORE	999.874	742.372	-25,75	15.588.429	27.980.415	79,49
PHILIPPINES	6.725	4.200	-37,55	62.374	97.744	56,71
MALAYSIA	3.792	4.644	22,47	62.447	36.302	-41,87
BRUNEI DARUSSALAM	3.512	0	-100,00	11.032	0	-100,00
VIET NAM	3.181	1.900	-40,27	4.237	2.428	-42,70
MALDIVES	19	352	1.752,63	1.169	1.736	48,50
INDIA	278.609	348.174	24,97	3.248.580	8.362.963	157,43
PAKISTAN	8.109	8.400	3,59	46.300	51.065	10,29
SRI LANKA	500	381	-23,80	10.450	7.800	-25,36
SAUDI ARABIA	0	1.000	-	0	9.385	-
TURKEY	17.640	16.200	-8,16	121.216	166.594	37,44
UNITED ARAB EMIRATES	29.489	45.680	54,91	533.522	3.339.716	525,98
BAHRAIN	400	0	-100,00	17.690	0	-100,00
EGYPT	616	1.000	62,34	4.272	107.700	2.421,07
GUINEA	0	18	-	0	190	-
COTE D'IVOIRE	1.717	0	-100,00	11.033	0	-100,00
SENEGAL	858	0	-100,00	6.600	0	-100,00
BENIN	2.254	2.156	-4,35	12.054	14.802	22,80
SOUTH AFRICA	5.692	2.890	-49,23	67.090	31.700	-52,75
AUSTRALIA	3.265	1.991	-39,02	39.431	36.201	-8,19
NEW ZEALAND	0	722	-	0	7.516	-
GUAM	2.000	257	-87,15	4.410	4.212	-4,49
UNITED STATES	677.973	664.950	-1,92	11.328.687	21.254.516	87,62
CANADA	6.504	2.841	-56,32	56.520	45.056	-20,28
MEXICO	8.450	44.109	422,00	61.700	618.225	901,99
ARGENTINA	314	230	-26,75	3.743	30.980	727,68
BRAZIL	7.541	16.837	123,27	69.655	157.817	126,57
UNITED KINGDOM	62.845	48.293	-23,16	1.550.898	3.425.705	120,89
NETHERLANDS	58.331	122.167	109,44	1.113.951	8.447.939	658,38
FRANCE	160.853	137.430	-14,56	4.612.607	8.408.553	82,30
GERMANY, FED. REP. OF	111.763	130.790	17,02	3.626.724	8.112.169	123,68
BELGIUM	1.500	551	-63,27	417.445	29.953	-92,82
SWITZERLAND	189.315	124.776	-34,09	5.935.064	9.666.180	62,87
NORWAY	0	78	-	0	3.261	-
SWEDEN	92	0	-100,00	43	0	-100,00
IRELAND	63	49	-22,22	3.589	525	-85,37
ITALY	14.803	40.198	171,55	164.792	733.519	345,12
SPAIN	70.610	57.386	-18,73	1.372.563	2.445.290	78,16
GREECE	253	0	-100,00	197	0	-100,00
POLAND	900	0	-100,00	5.905	0	-100,00
ROMANIA	0	14.400	-	0	24.900	-
LATVIA	5.000	0	-100,00	8.000	0	-100,00
-WANGI-WANGIAN DARI MINYAK AT:	36.824.681	43.181.159	17,26	123.604.353	154.648.747	25,12
JAPAN	3.274.619	1.819.202	-44,45	9.989.807	8.330.866	-16,61
HONG KONG	915.394	1.142.170	24,77	5.988.711	11.980.884	100,06
KOREA, DEMOCRATIC PEOPLE'S REP	502	0	-100,00	90	0	-100,00
KOREA, REPUBLIC OF	138.112	172.014	24,55	974.915	1.340.721	37,52
TAIWAN	2.450.756	3.107.865	26,81	3.829.308	3.912.209	2,16
CHINA	655.101	800.269	22,16	1.357.876	1.891.082	39,27
MONGOLIA	0	15.481	-	0	37.625	-
MACAU	875	675	-22,86	32.897	9.662	-70,63
PAPUA NEW GUINEA	235.630	259.097	9,96	895.595	614.606	-31,37
THAILAND	3.377.186	4.592.067	35,97	24.657.556	23.759.276	-3,64
SINGAPORE	2.983.574	1.934.414	-35,16	9.072.764	11.250.105	24,00
PHILIPPINES	1.536.451	2.037.337	32,60	10.165.049	12.830.477	26,22
MALAYSIA	6.693.761	6.642.918	-0,76	16.552.931	19.618.148	18,52
MYANMAR (FORM. BURMA)	109.905	158.643	44,35	505.997	978.798	93,44
CAMBODIA	2.266	4.322	90,73	2.832	32.833	1.059,36
BRUNEI DARUSSALAM	284.804	334.929	17,60	1.041.754	1.297.633	24,56
NEPAL	0	45.131	-	0	60.776	-
VIET NAM	536.617	847.446	57,92	5.203.118	7.127.270	36,98
MALDIVES	285.446	390.209	36,70	567.161	787.714	38,89
INDIA	678.687	1.088.989	60,46	1.684.635	3.125.718	85,54
PAKISTAN	427.641	862.787	101,75	1.219.986	2.334.169	91,33
BANGLADESH	18.086	30.882	70,75	42.662	80.418	88,50
SRI LANKA	75.356	51.284	-31,94	76.171	102.214	34,19
AFGHANISTAN	1.000	0	-100,00	14.133	0	-100,00
IRAQ	122.226	9.430	-92,28	268.896	21.916	-91,85
IRAN (ISLAMIC REPUBLIC OF)	82.076	122.819	49,64	317.221	373.293	17,68

TABEL 5. PERKEMBANGAN EKSPOR INDONESIA MENURUT KOMODITI DAN NEGARA TUJUAN

JENIS BARANG	BERAT BERSIH (KG)		PERUB	NILAI FOB (US \$)		PERUB
	JAN-AGT 2007	JAN-AGT 2008	%	JAN-AGT 2007	JAN-AGT 2008	%
	(1)	(2)	(3)	(4)	(5)	(6)
SAUDI ARABIA	342.274	487.672	42,48	634.929	1.008.635	58,86
KUWAIT	4.921	4.096	-16,76	30.833	28.945	-6,12
JORDAN	39.314	34.601	-11,99	118.872	107.135	-9,87
LEBANON	6.813	19.108	180,46	26.780	64.495	140,83
YEMEN	528.365	617.310	16,83	950.977	1.317.180	38,51
OMAN	0	43	-	0	42	-
SYRIA ARAB REPUBLIC	0	3.979	-	0	41.006	-
TURKEY	775	94	-87,87	10.175	2.647	-73,99
UNITED ARAB EMIRATES	5.380.351	7.663.259	42,43	13.454.576	21.906.025	62,81
QATAR	1.256	5.718	355,25	2.360	60.415	2.459,96
BAHRAIN	0	148	-	0	899	-
CYPRUS	15.606	16.066	2,95	50.735	61.305	20,83
EGYPT	15.629	25.351	62,20	77.363	161.225	108,40
LIBYAN ARAB JAMAHIRIYA	140.977	132.494	-6,02	504.364	392.421	-22,19
MOROCCO	0	825	-	0	14.900	-
SUDAN	37.254	97.669	162,17	185.423	512.476	176,38
NAMIBIA	61.200	134.640	120,00	95.200	231.200	142,86
TANZANIA, UNITED REPUBLIC OF	245.670	414.115	68,57	329.070	670.992	103,91
MADAGASCAR	74.997	92.446	23,27	56.819	33.213	-41,55
SOMALIA	16.727	0	-100,00	25.194	0	-100,00
KENYA	1.197.538	1.049.324	-12,38	2.118.802	1.932.127	-8,81
REUNION	2.221	4.629	108,42	7.032	11.659	65,80
MOZAMBIQUE	21.362	1.951	-90,87	34.365	7.003	-79,62
EQUATORIAL GUINEA	15.352	6.556	-57,30	21.149	12.384	-41,44
TOGO	76.421	0	-100,00	84.204	0	-100,00
GHANA	136.259	300.270	120,37	312.871	764.194	144,25
LIBERIA	0	1.642	-	0	1.923	-
GUINEA	16.184	24.098	48,90	25.680	70.447	174,33
ANGOLA	141.443	135.360	-4,30	229.650	225.600	-1,76
CAMEROON	12.041	27.856	131,34	17.798	59.888	236,49
NIGERIA	180.012	1.237.224	587,30	1.024.048	2.372.781	131,71
GABON	23.895	18.408	-22,96	53.657	44.812	-16,48
COTE D'IVOIRE	106.566	9.657	-90,94	138.485	18.115	-86,92
SENEGAL	298.142	331.123	11,06	272.875	296.649	8,71
BENIN	247.105	192.607	-22,05	431.813	421.435	-2,40
BURKINA FASO	5.302	8.923	68,29	4.956	15.860	220,02
GAMBIA	6.504	9.824	51,05	21.635	17.743	-17,99
SEYCHELLES	36.618	26.184	-28,49	80.704	52.325	-35,16
UGANDA	48.198	169.334	251,33	61.331	340.810	455,69
NIGER	0	400	-	0	725	-
CHAD	12.678	17.636	39,11	17.604	29.664	68,51
DJIBOUTI	133.832	257.179	92,17	220.472	286.210	29,82
SAO TOME AND PRINCIPE	5.392	26.927	399,39	6.500	56.503	769,28
SWAZILAND	2	0	-100,00	20	0	-100,00
SOUTH AFRICA	13.289	114.702	763,13	35.554	426.319	1.099,07
ZAMBIA	0	7.616	-	0	32.961	-
COMOROS	0	388	-	0	1.471	-
MAURITIUS	176.849	104.325	-41,01	438.304	293.146	-33,12
AUSTRALIA	160.780	240.325	49,47	433.016	760.143	75,55
NEW ZEALAND	9.116	9.192	0,83	33.402	67.356	101,65
MICRONESIA, FEDERATED STATES (1.755	3.572	103,53	6.035	6.432	6,58
GUAM	37	2.233	5.935,14	2.355	19.359	722,04
PALAU	142	0	-100,00	683	0	-100,00
NEW CALEDONIA	4.446	529	-88,10	6.320	871	-86,22
NORTHERN MARIANA ISLANDS	0	224	-	0	542	-
SAINT VINCENT AND THE GRENADIN	4.179	0	-100,00	4.040	0	-100,00
VANUATU	107.081	56.665	-47,08	205.169	79.055	-61,47
WALLIS AND FUTUNA ISLANDS	2.392	4.056	69,57	5.745	11.192	94,81
AMERICAN SAMOA	4.828	282	-94,16	9.670	1.116	-88,46
COOK ISLANDS	17.025	1.582	-90,71	32.020	3.693	-88,47
FIJI	70.525	108.047	53,20	178.834	288.201	61,16
KIRIBATI	7.536	22.874	203,53	10.584	37.121	250,73
SAMOA	15.084	27.945	85,26	28.567	47.693	66,95
SOLOMON ISLANDS	65.258	42.565	-34,77	151.085	66.505	-55,98
TONGA	33.311	33.849	1,62	48.364	64.163	32,67
TUVALU	398	366	-8,04	1.464	904	-38,25
EAST TIMOR	4	526.119	13.152.875,00	8	594.609	7.432.512,50
UNITED STATES	306.205	187.538	-38,75	1.333.551	581.871	-56,37
CANADA	41.773	812	-98,06	127.848	2.121	-98,34
MEXICO	3.047	1.833	-39,84	21.771	142.713	555,52
NICARAGUA	200	0	-100,00	1.421	0	-100,00
PANAMA	0	23.650	-	0	31.625	-
SURINAME	2.581	9.407	264,47	8.798	28.901	228,50
CHILE	2.503	9.465	278,15	2.819	34.024	1.106,95
VENEZUELA	94	0	-100,00	152	0	-100,00
ARGENTINA	273	150	-45,05	4.821	2.840	-41,09
BRAZIL	603	0	-100,00	7.205	0	-100,00
COLOMBIA	15	420	2.700,00	285	4.900	1.619,30

TABEL 5. PERKEMBANGAN EKSPOR INDONESIA MENURUT KOMODITI DAN NEGARA TUJUAN

JENIS BARANG	BERAT BERSIH (KG)		PERUB	NILAI FOB (US \$)		PERUB
	JAN-AGT 2007	JAN-AGT 2008	%	JAN-AGT 2007	JAN-AGT 2008	%
	(1)	(2)	(3)	(4)	(5)	(6)
BOLIVIA	6.356	5.009	-21,19	6.501	6.330	-2,63
BAHAMAS	219	91	-58,45	81	983	1.113,58
JAMAICA	1	0	-100,00	72	0	-100,00
BELIZE	238	21.897	9.100,42	3.102	92.312	2.875,89
COSTA RICA	0	143	-	0	287	-
BARBADOS	23.080	3.692	-84,00	46.699	5.021	-89,25
ANGUILLA	2	0	-100,00	10	0	-100,00
ARUBA	0	324	-	0	9.271	-
BERMUDA	5	846	16.820,00	52	15.170	29.073,08
CAPE VERDE	23.838	0	-100,00	25.849	0	-100,00
DOMINICA	1.136	0	-100,00	1.410	0	-100,00
FRENCH POLYNESIA	75	8	-89,33	102	41	-59,80
MARTINIQUE	26	53	103,85	124	183	47,58
NETHERLANDS ANTILLES	10.045	0	-100,00	22.337	0	-100,00
GUADELOUPE	168	29	-82,74	484	53	-89,05
UNITED KINGDOM	327.264	486.921	48,79	1.452.810	1.885.788	29,80
NETHERLANDS	115.855	163.260	40,92	233.341	387.202	65,94
FRANCE	228.964	249.513	8,97	1.280.860	1.745.017	36,24
GERMANY, FED. REP. OF	26.728	8.970	-66,44	91.865	36.877	-59,86
AUSTRIA	131	95	-27,48	35.507	5.085	-85,68
BELGIUM	19.058	23.975	25,80	54.696	51.450	-5,93
SWITZERLAND	3.460	871	-74,83	43.311	7.297	-83,15
DENMARK	93	56	-39,78	98	44	-55,10
NORWAY	67	272	305,97	920	5.254	471,09
SWEDEN	3	99.508	3.316.833,33	5	100.856	2.017.020,00
IRELAND	1.380	500	-63,77	16.551	38.590	133,16
ITALY	217.949	165.435	-24,09	399.390	311.669	-21,96
SPAIN	5.179	12.389	139,22	109.334	97.383	-10,93
PORTUGAL	1.506	34.068	2.162,15	1.744	36.657	2.001,89
GREECE	64.845	42.164	-34,98	115.486	100.932	-12,60
DEMOCRATIC REPUBLIC OF THE CO	14.644	96.143	556,54	24.906	189.932	662,60
HUNGARY	5.044	8.286	64,27	9.727	20.113	106,77
POLAND	1.084	27	-97,51	7.916	282	-96,44
ROMANIA	1.976	927	-53,09	25.745	19.729	-23,37
BULGARIA	0	627	-	0	11.551	-
YUGOSLAVIA	0	16	-	0	24	-
TURKMENISTAN	0	5.147	-	0	18.069	-
UKRAINE	24.472	46.988	92,01	51.072	103.161	101,99
LITHUANIA	383	359	-6,27	2.674	3.887	45,36
LATVIA	119.619	40.938	-65,78	176.616	92.335	-47,72
ESTONIA	0	300	-	0	3.094	-
CROATIA	0	439	-	0	280	-
MALTA	6.368	5.215	-18,11	10.251	8.422	-17,84
CZECH REPUBLIC	0	141	-	0	11.444	-
RUSSIA FEDERATION	824	37.660	4.470,39	11.429	42.399	270,98
ROTAN OLAHAN	20.618.900	21.084.517	2,26	19.374.130	20.068.374	3,58
JAPAN	33.600	17.315	-48,47	209.004	33.622	-83,91
HONG KONG	944.361	1.254.098	32,80	861.874	1.164.162	35,07
KOREA, REPUBLIC OF	121.077	9.684	-92,00	138.132	7.840	-94,32
TAIWAN	369.043	206.859	-43,95	192.561	187.560	-2,60
CHINA	15.476.084	15.653.942	1,15	12.416.984	13.082.130	5,36
THAILAND	364.724	401.336	10,04	340.960	379.172	11,21
SINGAPORE	1.477.727	1.760.923	19,16	1.408.411	1.953.137	38,68
MALAYSIA	364.671	394.747	8,25	313.728	290.916	-7,27
BRUNEI DARUSSALAM	48	0	-100,00	214	0	-100,00
VIET NAM	131.400	0	-100,00	110.376	0	-100,00
MALDIVES	210	38	-81,90	815	60	-92,64
INDIA	34.067	287.869	745,01	27.340	280.176	924,78
PAKISTAN	4.950	6.000	21,21	700	4.740	577,14
SRI LANKA	89.375	98.253	9,93	71.773	130.413	81,70
IRAQ	0	30.160	-	0	12.567	-
IRAN (ISLAMIC REPUBLIC OF)	15.069	0	-100,00	15.642	0	-100,00
SAUDI ARABIA	16.490	104.701	534,94	23.925	107.194	348,04
KUWAIT	40.065	3.851	-90,39	21.165	2.920	-86,20
JORDAN	52.124	42.689	-18,10	45.397	53.999	18,95
SYRIA ARAB REPUBLIC	54.948	30.698	-44,13	41.396	32.359	-21,83
TURKEY	24.373	0	-100,00	37.165	0	-100,00
UNITED ARAB EMIRATES	1.198	1.869	56,01	4.982	10.860	117,98
QATAR	0	286	-	0	2.016	-
CYPRUS	3.866	7.632	97,41	15.675	25.961	65,62
EGYPT	5.346	0	-100,00	4.931	0	-100,00
KENYA	450	0	-100,00	386	0	-100,00
REUNION	167	13.535	8.004,79	269	17.903	6.555,39
SOUTH AFRICA	33.631	44.102	31,13	31.392	62.616	99,46
MAURITIUS	0	14.864	-	0	8.076	-
VIRGIN ISLANDS (BRITISH)	0	445	-	0	2.555	-
AUSTRALIA	63.717	26.797	-57,94	564.921	158.884	-71,88

TABEL 5. PERKEMBANGAN EKSPOR INDONESIA MENURUT KOMODITI DAN NEGARA TUJUAN

JENIS BARANG	BERAT BERSIH (KG)		PERUB	NILAI FOB (US \$)		PERUB
	JAN-AGT 2007	JAN-AGT 2008	%	JAN-AGT 2007	JAN-AGT 2008	%
	(1)	(2)	(3)	(4)	(5)	(6)
NEW ZEALAND	7.983	14.286	78,96	17.320	28.244	63,07
GUAM	58	1.090	1.779,31	1.000	3.719	271,90
NEW CALEDONIA	169	2.936	1.637,28	544	8.831	1.523,35
VANUATU	466	0	-100,00	449	0	-100,00
SAMOA	1.076	0	-100,00	3.261	0	-100,00
TONGA	0	236	-	0	179	-
EAST TIMOR	0	301	-	0	64	-
UNITED STATES	227.406	142.973	-37,13	741.363	550.672	-25,72
CANADA	1.144	10.489	816,87	4.003	22.672	466,38
MEXICO	20.302	7.893	-61,12	50.134	15.100	-69,88
CHILE	275	0	-100,00	8.333	0	-100,00
ARGENTINA	7.385	10.784	46,03	14.034	19.124	36,27
BRAZIL	833	597	-28,33	620	539	-13,06
COLOMBIA	40.578	7.195	-82,27	44.611	10.475	-76,52
URUGUAY	0	117	-	0	252	-
PERU	0	655	-	0	6.624	-
BAHAMAS	10.142	9.498	-6,35	38.489	43.490	12,99
PUERTO RICO	4.155	0	-100,00	10.006	0	-100,00
DOMINICAN REPUBLIC	6.187	13.177	112,98	18.415	50.636	174,97
COSTA RICA	567	0	-100,00	809	0	-100,00
FRENCH POLYNESIA	0	69	-	0	198	-
UNITED KINGDOM	58.728	22.523	-61,65	334.228	95.038	-71,56
NETHERLANDS	49.999	5.290	-89,42	82.506	12.651	-84,67
FRANCE	43.566	56.179	28,95	130.188	160.116	22,99
GERMANY, FED. REP. OF	193.712	125.275	-35,33	335.299	278.472	-16,95
BELGIUM	72.062	90.426	25,48	235.136	222.438	-5,40
SWITZERLAND	2.207	554	-74,90	20.490	3.735	-81,77
DENMARK	5	0	-100,00	3	0	-100,00
NORWAY	886	332	-62,53	9.816	230	-97,66
SWEDEN	546	2.238	309,89	2.935	16.434	459,93
FINLAND	659	8.000	1.113,96	521	6.320	1.113,05
IRELAND	0	74	-	0	187	-
ITALY	44.534	10.142	-77,23	124.539	66.526	-46,58
SPAIN	29.953	34.171	14,08	98.875	136.048	37,60
PORTUGAL	206	604	193,20	285	1.365	378,95
GREECE	3.147	13	-99,59	10.247	120	-98,83
HUNGARY	159	3.438	2.062,26	150	4.250	2.733,33
ROMANIA	16	0	-100,00	33	0	-100,00
UKRAINE	43.736	54.790	25,27	84.832	191.702	125,98
CROATIA	948	0	-100,00	1.154	0	-100,00
SLOVAKIA	5.700	6.000	5,26	4.788	8.461	76,71
CZECH REPUBLIC	4.224	3.930	-6,96	4.921	3.130	-36,40
RUSSIA FEDERATION	12.400	25.549	106,04	39.675	88.494	123,05
-MINYAK KELAPA SAWIT	7.169.993.355	8.475.237.233	18,20	4.193.005.844	8.485.573.033	102,37
JAPAN	2.610.502	487.563	-81,32	2.423.945	660.147	-72,77
HONG KONG	9.552.998	18.498.884	93,64	6.344.302	19.553.913	208,21
KOREA, REPUBLIC OF	3.381.700	9.997.841	195,65	2.087.715	9.609.275	360,28
TAIWAN	610.220	649.937	6,51	431.564	843.835	95,53
CHINA	867.232.305	1.107.991.921	27,76	509.641.385	1.105.459.553	116,91
MONGOLIA	5.246.000	0	-100,00	3.338.075	0	-100,00
PAPUA NEW GUINEA	1.644.154	1.815.052	10,39	1.517.614	2.469.199	62,70
THAILAND	0	19.193.000	-	0	19.336.795	-
SINGAPORE	422.583.735	351.314.333	-16,87	249.085.321	344.452.775	38,29
PHILIPPINES	25.107.344	15.128.762	-39,74	17.628.422	19.312.429	9,55
MALAYSIA	244.241.387	439.651.845	80,01	147.173.627	430.304.841	192,38
MYANMAR (FORM. BURMA)	193.635.244	100.757.766	-47,97	117.305.620	108.287.647	-7,69
CAMBODIA	424.800	33.984	-92,00	339.483	38.752	-88,58
BRUNEI DARUSSALAM	685.941	773.523	12,77	510.002	1.078.349	111,44
LAO PEOPLE'S DEMOCRATIC REPUB	21.006	0	-100,00	11.845	0	-100,00
VIET NAM	106.419.448	139.867.877	31,43	65.101.427	142.612.436	119,06
MALDIVES	919.272	1.112.552	21,03	863.476	1.725.644	99,85
INDIA	1.950.255.150	2.810.160.090	44,09	1.127.205.941	2.789.912.721	147,51
PAKISTAN	396.624.807	315.361.262	-20,49	231.352.124	325.224.484	40,58
BANGLADESH	392.101.728	337.923.817	-13,82	237.941.223	373.648.267	57,03
SRI LANKA	173.828.418	33.185.612	-80,91	101.576.328	29.075.561	-71,38
AFGHANISTAN	407.808	0	-100,00	281.591	0	-100,00
IRAQ	0	3.468.960	-	0	4.374.743	-
IRAN (ISLAMIC REPUBLIC OF)	83.105.000	178.094.904	114,30	52.634.063	186.114.497	253,60
SAUDI ARABIA	96.549.037	125.952.167	30,45	57.220.721	125.938.260	120,09
ISRAEL	0	75.204	-	0	100.179	-
JORDAN	3.292.012	143.741.163	4.266,36	1.887.663	153.008.716	8.005,72
YEMEN	22.557.649	5.256.777	-76,70	12.861.362	6.641.871	-48,36
OMAN	0	2.998.000	-	0	3.072.950	-
SYRIA ARAB REPUBLIC	41.600	11.496.000	27.534,62	29.328	12.377.820	42.104,79
TURKEY	185.150.007	60.586.993	-67,28	106.854.327	60.071.615	-43,78
UNITED ARAB EMIRATES	33.188.451	845.143	-97,45	20.891.033	1.144.947	-94,52
EGYPT	285.596.952	234.682.677	-17,83	165.204.167	225.210.495	36,32

TABEL 5. PERKEMBANGAN EKSPOR INDONESIA MENURUT KOMODITI DAN NEGARA TUJUAN

JENIS BARANG	BERAT BERSIH (KG)		PERUB	NILAI FOB (US \$)		PERUB
	JAN-AGT 2007	JAN-AGT 2008	%	JAN-AGT 2007	JAN-AGT 2008	%
(1)	(2)	(3)	(4)	(5)	(6)	(7)
MOROCCO	4.947.864	0	-100,00	3.561.416	0	-100,00
TUNISIA	31.750.100	28.577.632	-9,99	18.830.020	28.613.482	51,96
ALGERIA	37.883.031	100.049.464	164,10	21.166.142	118.950.141	461,98
SUDAN	23.019.764	56.052	-99,76	14.013.550	56.061	-99,60
NAMIBIA	0	49.627	-	0	83.853	-
TANZANIA, UNITED REPUBLIC OF	31.750.021	3.495.760	-88,99	16.729.157	3.867.481	-76,88
KENYA	0	2.011.589	-	0	2.489.942	-
MOZAMBIQUE	5.987.123	4.905.529	-18,07	3.527.123	5.112.823	44,96
EQUATORIAL GUINEA	515.113	74.771	-85,48	447.250	96.441	-78,44
TOGO	5.285.642	6.020.339	13,90	3.191.214	7.297.464	128,67
GHANA	16.226.729	14.774.423	-8,95	12.188.588	17.842.711	46,39
LIBERIA	459.913	0	-100,00	411.154	0	-100,00
GUINEA	4.064.530	11.294.670	177,88	2.254.782	12.188.939	440,58
ANGOLA	5.849.225	6.265.587	7,12	4.675.720	6.676.489	42,79
CONGO	3.867.694	2.110.389	-45,44	3.081.446	2.438.953	-20,85
CAMEROON	594.439	2.911.757	389,83	446.494	3.291.385	637,16
NIGERIA	0	137.057	-	0	235.328	-
SIERRA LEONE	194.276	593.524	205,51	161.907	733.739	353,19
GABON	0	572.890	-	0	823.715	-
COTE D'IVOIRE	50.976	30.428.518	59.591,85	35.454	32.822.452	92.477,57
SENEGAL	1.812.807	426.430	-76,48	1.213.313	525.721	-56,67
MAURITANIA	2.026.640	685.304	-66,19	1.225.500	955.711	-22,01
MALI	0	16.545	-	0	26.849	-
BENIN	1.949.346	4.545.229	133,17	1.714.021	6.361.378	271,14
GUINEA BISSAU	781.010	3.055.110	291,17	565.893	3.226.932	470,24
GAMBIA	238.531	1.732.710	626,41	212.909	2.012.394	845,19
U.S. VIRGIN ISLANDS	1.460.000	0	-100,00	683.360	0	-100,00
DJIBOUTI	1.597.863	2.355.820	47,44	1.177.957	2.615.823	122,06
SAO TOME AND PRINCIPE	76.020	95.025	25,00	60.900	115.500	89,66
SOUTH AFRICA	69.172.634	95.226.873	37,67	37.646.091	94.722.378	151,61
ZAMBIA	101.952	0	-100,00	79.421	0	-100,00
COMOROS	374.449	317.833	-15,12	347.041	491.046	41,50
MAURITIUS	39.398	97.570	147,65	29.745	130.277	337,98
AUSTRALIA	217.892	5.999.838	2.653,58	132.505	7.451.799	5.523,79
NEW ZEALAND	1.793.160	0	-100,00	1.435.794	0	-100,00
MICRONESIA, FEDERATED STATES (31.783	61.884	94,71	32.040	110.340	244,38
NORTHERN MARIANA ISLANDS	47.842	16.201	-66,14	37.950	21.956	-42,14
VANUATU	290.670	330.785	13,80	305.554	528.856	73,08
COOK ISLANDS	34.666	14.220	-58,98	31.046	21.093	-32,06
FIJI	182.574	301.309	65,03	157.034	470.041	199,32
KIRIBATI	44.599	57.423	28,75	44.672	83.746	87,47
MARSHALL ISLANDS	34.370	0	-100,00	32.997	0	-100,00
SAMOA	501.698	725.648	44,64	480.772	1.135.985	136,28
SOLOMON ISLANDS	69.415	0	-100,00	79.857	0	-100,00
TONGA	118.784	68.393	-42,42	112.757	114.394	1,45
TUVALU	33.935	32.013	-5,66	30.828	53.742	74,33
EAST TIMOR	73	700.247	959.142,47	21	1.066.725	5.079.542,86
UNITED STATES	32.815.684	48.213.257	46,92	17.234.748	46.829.983	171,72
CANADA	6.011.259	0	-100,00	5.321.733	0	-100,00
PANAMA	0	125.269	-	0	197.494	-
CHILE	1.032.000	0	-100,00	558.790	0	-100,00
BRAZIL	35.082.730	63.554.213	81,16	23.392.323	65.085.473	178,23
ECUADOR	15.000.583	0	-100,00	6.270.238	0	-100,00
JAMAICA	59.875	0	-100,00	35.525	0	-100,00
COSTA RICA	3.000.000	0	-100,00	1.515.000	0	-100,00
FRENCH POLYNESIA	16.510	0	-100,00	13.139	0	-100,00
UNITED KINGDOM	19.171.880	752.031	-96,08	9.654.340	747.307	-92,26
NETHERLANDS	437.938.832	699.845.012	59,80	246.082.781	660.452.497	168,39
FRANCE	0	8.766.734	-	0	10.105.588	-
GERMANY, FED. REP. OF	299.731.944	243.772.264	-18,67	167.218.416	227.879.224	36,28
BELGIUM	1.085.152	21.042	-98,06	632.755	22.094	-96,51
SWITZERLAND	124.941	0	-100,00	83.508	0	-100,00
DENMARK	0	11.000.009	-	0	9.593.513	-
SWEDEN	0	3.533.081	-	0	4.357.976	-
ITALY	116.988.228	250.071.579	113,76	62.735.380	246.407.395	292,77
SPAIN	73.548.997	50.071.120	-31,92	43.177.182	52.956.356	22,65
PORTUGAL	16.310.137	18.858.337	15,62	9.212.261	19.845.588	115,43
GREECE	38.437.879	27.976.981	-27,22	22.290.092	29.042.428	30,29
DEMOCRATIC REPUBLIC OF THE CO	12.589.949	22.261.493	76,82	9.201.555	22.751.108	147,25
POLAND	0	189.000	-	0	216.930	-
ROMANIA	0	21.870	-	0	24.451	-
BULGARIA	15.529.930	27.058.605	74,24	10.267.803	31.545.475	207,23
YUGOSLAVIA	500.000	0	-100,00	256.250	0	-100,00
AZERBAIJAN	21.000	0	-100,00	15.124	0	-100,00
KAZAKHSTAN	227.000	43.740	-80,73	145.540	59.005	-59,46
KYRGYZSTAN	21.006	0	-100,00	15.019	0	-100,00
TAJKISTAN	22.500	0	-100,00	14.513	0	-100,00
TURKMENISTAN	63.000	0	-100,00	43.785	0	-100,00

TABEL 5. PERKEMBANGAN EKSPOR INDONESIA MENURUT KOMODITI DAN NEGARA TUJUAN

JENIS BARANG	BERAT BERSIH (KG)		PERUB %	NILAI FOB (US \$)		PERUB %
	JAN-AGT 2007	JAN-AGT 2008		JAN-AGT 2007	JAN-AGT 2008	
(1)	(2)	(3)	(4)	(5)	(6)	(7)
UKRAINE	136.056.119	186.059.410	36,75	77.534.775	178.879.427	130,71
GEORGIA	6.180.000	0	-100,00	3.515.400	0	-100,00
BOSNIA AND HERZEGOVINA	0	3.700.000	-	0	3.441.000	-
RUSSIA FEDERATION	139.932.994	7.046.589	-94,96	84.232.780	7.605.920	-90,97
-MINYAK BIJI KELAPA SAWIT	837.350.909	796.197.610	-4,91	550.363.462	937.408.689	70,33
JAPAN	0	6.000.000	-	0	6.273.750	-
KOREA, REPUBLIC OF	1	0	-100,00	3	0	-100,00
CHINA	202.867.663	145.278.136	-28,39	128.383.072	160.398.399	24,94
SINGAPORE	7.876.853	5.994.937	-23,89	5.479.684	6.212.384	13,37
PHILIPPINES	7.749.371	0	-100,00	4.830.912	0	-100,00
MALAYSIA	104.400.896	168.120.457	61,03	67.057.555	198.732.962	196,36
INDIA	86.410.547	67.232.752	-22,19	59.591.033	75.824.854	27,24
PAKISTAN	3.102.978	3.019.890	-2,68	1.874.052	3.233.447	72,54
BANGLADESH	3.482.606	3.015.000	-13,43	2.185.879	3.884.270	77,70
SRI LANKA	2.000.000	1.399.523	-30,02	1.264.375	1.927.294	52,43
IRAN (ISLAMIC REPUBLIC OF)	1.250.000	1.176.055	-5,92	743.750	1.258.378	69,19
SAUDI ARABIA	1.699.419	1.040.430	-38,78	1.146.535	1.048.584	-8,54
JORDAN	0	5.800.000	-	0	7.813.000	-
TURKEY	35.670.941	17.784.063	-50,14	22.761.699	20.245.793	-11,05
UNITED ARAB EMIRATES	250.000	0	-100,00	160.000	0	-100,00
EGYPT	7.627.924	8.299.844	8,81	5.204.705	9.952.717	91,23
MOROCCO	0	2.099.900	-	0	2.968.590	-
TUNISIA	2.477.876	2.449.890	-1,13	1.749.401	2.859.628	63,46
ALGERIA	2.010.992	200.130	-90,05	1.201.375	280.586	-76,64
SUDAN	522.000	0	-100,00	404.550	0	-100,00
GABON	300.000	0	-100,00	252.000	0	-100,00
COTE D'IVOIRE	0	919.999	-	0	1.180.000	-
SENEGAL	0	300.000	-	0	317.250	-
MAURITANIA	150.000	0	-100,00	92.250	0	-100,00
SOUTH AFRICA	6.163.280	11.220.322	82,05	4.195.086	14.406.442	243,41
UNITED STATES	24.900.192	15.099.733	-39,36	16.286.790	17.213.704	5,69
MEXICO	9.999.726	0	-100,00	6.339.827	0	-100,00
BRAZIL	29.969.970	39.200.013	30,80	21.331.579	47.035.491	120,50
URUGUAY	20.890	0	-100,00	20.054	0	-100,00
UNITED KINGDOM	1.150.000	0	-100,00	890.825	0	-100,00
NETHERLANDS	212.966.013	228.903.793	7,48	136.984.276	279.028.939	103,69
FRANCE	2	0	-100,00	5	0	-100,00
GERMANY, FED. REP. OF	12.978.083	6.720.120	-48,22	9.100.705	7.561.698	-16,91
BELGIUM	4.470.000	0	-100,00	3.944.775	0	-100,00
IRELAND	14	0	-100,00	85	0	-100,00
ITALY	13.580.268	11.592.749	-14,64	8.647.649	15.100.385	74,62
SPAIN	11.158.454	6.083.897	-45,48	7.670.846	7.557.498	-1,48
PORTUGAL	800.000	704.000	-12,00	534.500	778.562	45,66
GREECE	12.157.902	4.736.181	-61,04	9.269.097	5.090.503	-45,08
BULGARIA	130.914	0	-100,00	91.547	0	-100,00
TURKMENISTAN	21.870	21.006	-3,95	21.433	27.182	26,82
UKRAINE	12.186.175	31.019.340	154,55	8.556.984	38.037.290	344,52
GEORGIA	1.539.914	0	-100,00	1.050.991	0	-100,00
RUSSIA FEDERATION	13.307.175	765.450	-94,25	11.043.578	1.159.109	-89,50
-MINYAK NABATI LAIN	769.519.395	747.781.331	-2,82	523.033.227	856.592.933	63,77
JAPAN	1.229.296	642.478	-47,74	1.049.197	846.138	-19,35
HONG KONG	14.818	106.126	616,20	41.962	114.092	171,89
KOREA, REPUBLIC OF	39.346.509	44.390.753	12,82	28.299.196	54.146.577	91,34
TAIWAN	483.122	1.413.680	192,61	358.509	1.461.213	307,58
CHINA	240.556.549	205.569.197	-14,54	146.626.690	217.203.713	48,13
PAPUA NEW GUINEA	37.573	35.974	-4,26	50.440	68.439	35,68
THAILAND	594.733	59.940	-89,92	480.147	67.074	-86,03
SINGAPORE	5.843.112	2.136.626	-63,43	2.961.247	2.526.917	-14,67
PHILIPPINES	3.338.199	18.945	-99,43	2.631.239	24.017	-99,09
MALAYSIA	95.940.087	136.418.635	42,19	71.490.281	160.040.822	123,86
CAMBODIA	11	0	-100,00	20	0	-100,00
VIET NAM	690.000	2.290.815	232,00	636.204	1.625.857	155,56
MALDIVES	31.723	0	-100,00	32.537	0	-100,00
INDIA	7.474.151	20.317.257	171,83	3.990.624	20.263.285	407,77
PAKISTAN	630.400	755.590	19,86	372.406	820.504	120,33
BANGLADESH	0	91.965.735	-	0	88.152.721	-
SRI LANKA	0	1.125.780	-	0	1.536.728	-
IRAN (ISLAMIC REPUBLIC OF)	1.120.153	117.524	-89,51	818.388	107.842	-86,82
SAUDI ARABIA	2.646.280	425.600	-83,92	1.457.538	566.048	-61,16
JORDAN	0	511.788	-	0	739.506	-
LEBANON	22.250	0	-100,00	26.589	0	-100,00
SYRIA ARAB REPUBLIC	619.193	389.760	-37,05	564.590	511.156	-9,46
TURKEY	10.287.058	2.617.042	-74,56	8.730.188	2.465.556	-71,76
UNITED ARAB EMIRATES	50	120.010	239.920,00	822	195.751	23.713,99
CYPRUS	215	0	-100,00	1.364	0	-100,00
EGYPT	14.722.351	4.716.337	-67,96	11.182.771	6.388.837	-42,87

TABEL 5. PERKEMBANGAN EKSPOR INDONESIA MENURUT KOMODITI DAN NEGARA TUJUAN

JENIS BARANG	BERAT BERSIH (KG)		PERUB	NILAI FOB (US \$)		PERUB
	JAN-AGT 2007	JAN-AGT 2008	%	JAN-AGT 2007	JAN-AGT 2008	%
	(1)	(2)	(3)	(4)	(5)	(6)
MOROCCO	437.600	44.500	-89,83	346.881	68.931	-80,13
TUNISIA	1.195.972	1.592.149	33,13	841.490	2.119.256	151,85
ALGERIA	9.515.693	532.500	-94,40	6.602.702	866.633	-86,87
SUDAN	1.501.149	0	-100,00	908.230	0	-100,00
TANZANIA, UNITED REPUBLIC OF	105.000	0	-100,00	51.975	0	-100,00
MADAGASCAR	163.170	181.300	11,11	91.377	171.894	88,12
MOZAMBIQUE	135.750	0	-100,00	85.260	0	-100,00
EQUATORIAL GUINEA	0	123	-	0	823	-
TOGO	7.023	0	-100,00	8.212	0	-100,00
CAMEROON	19.500	0	-100,00	11.742	0	-100,00
NIGERIA	286.000	0	-100,00	237.985	0	-100,00
COTE D'IVOIRE	176.000	0	-100,00	118.800	0	-100,00
SENEGAL	66.000	0	-100,00	46.860	0	-100,00
MAURITANIA	181.300	199.810	10,21	94.276	254.748	170,22
BENIN	1.273	0	-100,00	4.068	0	-100,00
SOUTH AFRICA	5.000.460	861.485	-82,77	3.561.203	878.951	-75,32
AUSTRALIA	5.553	40.893	636,41	25.868	45.781	76,98
NEW ZEALAND	236	287.860	121.874,58	1.228	480.903	39.061,48
NORTHERN MARIANA ISLANDS	5.741	0	-100,00	4.040	0	-100,00
COOK ISLANDS	0	6.516	-	0	9.665	-
UNITED STATES	57.276.585	48.986.074	-14,47	38.906.396	61.230.640	57,38
CANADA	4.725	0	-100,00	38.880	0	-100,00
GUATEMALA	0	103	-	0	506	-
CHILE	80.000	0	-100,00	47.080	0	-100,00
ARGENTINA	25.500	2.430	-90,47	23.970	3.818	-84,07
BRAZIL	2.722.500	300.000	-88,98	1.826.438	435.000	-76,18
URUGUAY	0	18.620	-	0	33.168	-
EL SALVADOR	0	19.500	-	0	21.158	-
COSTA RICA	136.500	78.000	-42,86	104.930	82.836	-21,06
UNITED KINGDOM	7.104	4.235	-40,39	37.137	21.743	-41,45
NETHERLANDS	205.020.757	134.634.050	-34,33	138.572.914	170.365.571	22,94
FRANCE	215.029	0	-100,00	249.856	0	-100,00
GERMANY, FED. REP. OF	2.764.159	21	-100,00	1.923.840	178	-99,99
SWITZERLAND	31	602	1.841,94	170	3.317	1.851,18
DENMARK	35.600	0	-100,00	40.762	0	-100,00
NORWAY	1.183	280	-76,33	4.419	2.297	-48,02
SWEDEN	300	154	-48,67	1.128	672	-40,43
IRELAND	0	62.000	-	0	2.480	-
ITALY	0	5.420.000	-	0	8.131.000	-
SPAIN	9.049.101	5.191.227	-42,63	6.511.312	7.317.943	12,39
GREECE	1.648.207	1.840.255	11,65	1.217.325	1.964.743	61,40
DEMOCRATIC REPUBLIC OF THE CO	0	1.000.000	-	0	1.147.030	-
HUNGARY	12.500	0	-100,00	11.390	0	-100,00
POLAND	0	318.750	-	0	368.963	-
ROMANIA	0	1.194.186	-	0	1.810.171	-
BULGARIA	721.135	275.670	-61,77	616.097	426.566	-30,76
AZERBAIJAN	462.000	0	-100,00	349.965	0	-100,00
BELARUS	21.870	0	-100,00	19.902	0	-100,00
KAZAKHSTAN	232.927	328.050	40,84	217.859	424.715	94,95
TAJKISTAN	42.876	183.870	328,84	35.889	264.364	636,62
TURKMENISTAN	22.500	0	-100,00	29.250	0	-100,00
UKRAINE	9.049.656	6.461.257	-28,60	7.497.108	8.593.953	14,63
UZBEKISTAN	467.477	784.869	67,89	438.231	1.111.246	153,58
LITHUANIA	41	70	70,73	266	437	64,29
LATVIA	729.336	71.160	-90,24	637.108	101.885	-84,01
GEORGIA	150.377	173.952	15,68	136.683	257.765	88,59
CROATIA	0	72.000	-	0	78.469	-
BOSNIA AND HERZEGOVINA	0	819	-	0	3.818	-
MALTA	0	66	-	0	770	-
SLOVENIA	15.000	0	-100,00	10.775	0	-100,00
CZECH REPUBLIC	331.539	125	-99,96	177.883	1.300	-99,27
RUSSIA FEDERATION	33.841.627	20.466.208	-39,52	28.503.118	27.614.033	-3,12
-STEARIN	84.555.727	92.247.022	9,10	64.039.347	101.023.209	57,75
JAPAN	1.812.089	1.797.357	-0,81	1.374.321	2.036.375	48,17
HONG KONG	754.299	354.975	-52,94	631.926	412.538	-34,72
KOREA, REPUBLIC OF	2.066.800	4.282.150	107,19	1.599.754	4.678.622	192,46
TAIWAN	10.693.627	10.119.223	-5,37	8.126.858	10.849.399	33,50
CHINA	31.870.904	39.131.144	22,78	24.563.869	42.599.265	73,42
THAILAND	4.393.325	4.735.123	7,78	3.385.657	5.436.566	60,58
SINGAPORE	366.509	464.999	26,87	304.271	580.422	90,76
PHILIPPINES	1.810.283	1.499.903	-17,15	1.515.642	1.708.663	12,74
MALAYSIA	3.523.042	51.300	-98,54	2.463.310	57.730	-97,66
MYANMAR (FORM. BURMA)	338.000	271.000	-19,82	252.536	314.637	24,59
VIET NAM	2.103.820	2.391.424	13,67	1.613.731	2.675.387	65,79
INDIA	2.851.526	464.350	-83,72	1.528.749	496.533	-67,52
PAKISTAN	99.000	133.000	34,34	79.221	151.186	90,84
BANGLADESH	2.728.000	3.276.000	20,09	1.808.774	3.530.602	95,19

TABEL 5. PERKEMBANGAN EKSPOR INDONESIA MENURUT KOMODITI DAN NEGARA TUJUAN

JENIS BARANG	BERAT BERSIH (KG)		PERUB	NILAI FOB (US \$)		PERUB
	JAN-AGT 2007	JAN-AGT 2008	%	JAN-AGT 2007	JAN-AGT 2008	%
(1)	(2)	(3)	(4)	(5)	(6)	(7)
SRI LANKA	96.371	201.518	109,11	76.722	240.343	213,26
IRAN (ISLAMIC REPUBLIC OF)	413.999	332.500	-19,69	316.716	360.222	13,74
JORDAN	384.000	48.000	-87,50	316.607	53.568	-83,08
LEBANON	0	17.000	-	0	20.740	-
SYRIA ARAB REPUBLIC	84.000	99.000	17,86	83.315	95.834	15,03
TURKEY	8.316.544	10.366.241	24,65	6.117.468	11.205.046	83,16
UNITED ARAB EMIRATES	33.000	39.000	18,18	32.640	46.662	42,96
EGYPT	638.723	749.313	17,31	541.515	837.823	54,72
MOROCCO	33.500	16.850	-49,70	25.847	20.557	-20,47
KENYA	68.000	17.000	-75,00	58.138	20.100	-65,43
MOZAMBIQUE	17.500	17.500	0,00	18.725	21.000	12,15
GHANA	33.500	17.500	-47,76	25.080	18.550	-26,04
CAMEROON	0	17.000	-	0	20.400	-
NIGERIA	558.000	222.000	-60,22	468.088	269.710	-42,38
COTE D'IVOIRE	216.000	0	-100,00	177.070	0	-100,00
SOUTH AFRICA	409.981	352.015	-14,14	316.966	375.361	18,42
AUSTRALIA	101.000	262.121	159,53	93.952	305.277	224,93
UNITED STATES	531.372	675.120	27,05	439.919	824.033	87,31
CANADA	42.509	65.000	52,91	38.224	79.911	109,06
MEXICO	414.500	0	-100,00	333.500	0	-100,00
GUATEMALA	33.000	0	-100,00	26.120	0	-100,00
CHILE	16.500	23.999	45,45	13.118	29.683	126,28
VENEZUELA	17.000	0	-100,00	12.750	0	-100,00
BRAZIL	0	17.000	-	0	20.230	-
ECUADOR	0	34.000	-	0	42.500	-
PERU	115.499	51.000	-55,84	106.298	59.126	-44,38
UNITED KINGDOM	743.000	670.000	-9,83	493.523	669.574	35,67
NETHERLANDS	1.695.766	5.267.678	210,64	1.488.337	5.596.689	276,04
FRANCE	72.000	72.835	1,16	52.629	86.958	65,23
GERMANY, FED. REP. OF	1.132.400	850.000	-24,94	810.921	931.915	14,92
BELGIUM	267.000	0	-100,00	183.274	0	-100,00
SWITZERLAND	14.000	0	-100,00	7.960	0	-100,00
SWEDEN	40.999	14.000	-65,85	31.612	15.839	-49,90
ITALY	58.000	179.000	208,62	43.440	210.718	385,08
SPAIN	1.031.428	596.000	-42,22	807.293	700.217	-13,26
PORTUGAL	734.812	696.000	-5,28	619.475	835.295	34,84
GREECE	33.500	97.000	189,55	25.626	103.936	305,59
HUNGARY	17.000	0	-100,00	14.819	0	-100,00
POLAND	32.000	117.497	267,18	21.440	129.496	503,99
BULGARIA	97.183	131.388	35,20	73.445	152.125	107,13
UKRAINE	255.000	388.999	52,55	200.430	439.704	119,38
LATVIA	71.177	50.000	-29,75	67.105	54.627	-18,59
RUSSIA FEDERATION	274.740	504.000	83,45	210.621	601.515	185,59
-ASAM BERLEMAK LAIN	356.482.978	502.032.693	40,83	211.806.468	420.244.022	98,41
JAPAN	5.845.357	7.857.351	34,42	4.411.443	11.272.403	155,53
HONG KONG	10.080	65.910	553,87	13.183	43.649	231,10
KOREA, REPUBLIC OF	5.341.352	19.929.553	273,12	3.476.436	14.263.771	310,30
TAIWAN	824.593	587.760	-28,72	850.456	447.002	-47,44
CHINA	19.026.606	20.641.839	8,49	17.825.290	25.618.655	43,72
THAILAND	851.045	2.365.444	177,95	942.554	3.790.829	302,19
SINGAPORE	23.151.929	15.625.885	-32,51	19.248.179	20.953.622	8,86
PHILIPPINES	159.141	40.093	-74,81	94.001	49.844	-46,98
MALAYSIA	17.192.639	16.949.004	-1,42	13.225.638	19.549.457	47,81
MYANMAR (FORM. BURMA)	3.786.976	7.338.952	93,79	2.310.055	3.986.424	72,57
NEPAL	0	36.260	-	0	14.340	-
VIET NAM	477	974	104,19	1.019	1.759	72,62
INDIA	141.041.555	181.221.059	28,49	58.043.244	115.709.937	99,35
PAKISTAN	3.715.710	8.042.566	116,45	1.039.640	3.652.708	251,34
BANGLADESH	22.320	377.000	1.589,07	22.903	170.388	643,95
SRI LANKA	41.800	3.451.233	8.156,54	24.970	3.477.419	13.826,39
IRAN (ISLAMIC REPUBLIC OF)	612.020	132.480	-78,35	655.276	211.726	-67,69
SAUDI ARABIA	234.400	72.000	-69,28	279.229	101.620	-63,61
JORDAN	24.687	4.034.560	16.242,85	19.065	2.733.049	14.235,43
SYRIA ARAB REPUBLIC	0	69.120	-	0	87.644	-
TURKEY	3.660.530	1.431.447	-60,90	2.216.402	1.879.047	-15,22
UNITED ARAB EMIRATES	0	30.400	-	0	105.836	-
EGYPT	3.831.648	3.556.732	-7,17	1.694.692	2.322.490	37,04
TUNISIA	669.948	500.000	-25,37	261.280	286.000	9,46
ETHIOPIA	72.520	36.260	-50,00	36.260	27.558	-24,00
TANZANIA, UNITED REPUBLIC OF	5.300.000	3.150.010	-40,57	2.330.500	2.067.308	-11,29
MADAGASCAR	18.130	37.240	105,41	5.076	13.034	156,78
MOZAMBIQUE	1.466.162	8.105.104	452,81	808.204	5.197.694	543,12
TOGO	177.585	126.910	-28,54	110.165	105.335	-4,38
GHANA	106.000	0	-100,00	42.930	0	-100,00
CAMEROON	0	878	-	0	225	-
NIGERIA	0	7.500.000	-	0	4.417.500	-
COTE D'IVOIRE	0	6.600.000	-	0	3.950.250	-

TABEL 5. PERKEMBANGAN EKSPOR INDONESIA MENURUT KOMODITI DAN NEGARA TUJUAN

JENIS BARANG	BERAT BERSIH (KG)		PERUB	NILAI FOB (US \$)		PERUB
	JAN-AGT 2007	JAN-AGT 2008	%	JAN-AGT 2007	JAN-AGT 2008	%
(1)	(2)	(3)	(4)	(5)	(6)	(7)
SENEGAL	500.000	72.250	-85,55	207.500	46.050	-77,81
MAURITANIA	1.345.000	0	-100,00	792.175	0	-100,00
GAMBIA	1.500.000	0	-100,00	626.250	0	-100,00
DJIBOUTI	93.100	657.120	605,82	56.605	493.728	772,23
SOUTH AFRICA	6.132.761	3.941.751	-35,73	3.551.282	2.751.522	-22,52
MALAWI	0	473.300	-	0	300.709	-
AUSTRALIA	360.093	461.034	28,03	412.943	736.251	78,29
NEW ZEALAND	8.746	3.003	-65,66	8.640	5.778	-33,13
UNITED STATES	19.588.873	22.843.237	16,61	19.381.355	33.839.347	74,60
CANADA	95.760	64.800	-32,33	88.597	88.441	-0,18
MEXICO	211.327	461.097	118,19	208.868	620.398	197,03
VENEZUELA	0	14.400	-	0	22.680	-
ARGENTINA	1.003.870	441.875	-55,98	1.040.191	629.461	-39,49
BRAZIL	4.413.858	6.249.370	41,59	4.704.564	8.771.162	86,44
COLOMBIA	0	75.380	-	0	135.503	-
URUGUAY	14.400	14.400	0,00	17.328	23.573	36,04
ECUADOR	0	14.400	-	0	21.600	-
JAMAICA	2.221	2.761	24,31	1.878	4.449	136,90
COSTA RICA	0	84.800	-	0	61.904	-
UNITED KINGDOM	4.368.919	427.855	-90,21	2.559.308	673.339	-73,69
NETHERLANDS	31.070.318	39.572.111	27,36	23.780.633	53.707.360	125,84
FRANCE	0	180.940	-	0	457.158	-
GERMANY, FED. REP. OF	1.908.413	2.063.434	8,12	2.132.278	3.860.542	81,05
BELGIUM	304.480	95.674	-68,58	284.690	127.434	-55,24
DENMARK	0	5.000.000	-	0	3.362.600	-
ITALY	2.165.821	6.832.089	215,45	1.800.114	4.850.288	169,44
SPAIN	44.200.352	92.013.911	108,17	20.151.092	58.059.225	188,12
GREECE	9.456	35.839	279,01	12.087	52.675	335,80
ROMANIA	0	6.903	-	0	11.788	-
BULGARIA	0	14.935	-	0	20.534	-
-ALAT LISTRIK	368.024.139	374.603.629	1,79	3.135.374.739	3.439.189.708	9,69
JAPAN	36.210.924	44.455.115	22,77	540.201.588	625.534.391	15,80
HONG KONG	9.643.964	7.752.477	-19,61	125.547.213	134.002.820	6,74
KOREA, DEMOCRATIC PEOPLE'S REI	19	458	2.310,53	466	14.764	3.068,24
KOREA, REPUBLIC OF	3.818.427	3.722.772	-2,51	46.432.593	47.545.461	2,40
TAIWAN	3.139.890	3.109.834	-0,96	33.341.550	41.277.676	23,80
CHINA	7.091.641	6.603.820	-6,88	84.912.886	91.447.383	7,70
MONGOLIA	700	5.405	672,14	2.139	37.115	1.635,16
MACAU	0	19.235	-	0	150.700	-
PAPUA NEW GUINEA	4.099.320	4.094.880	-0,11	6.268.683	8.041.217	28,28
THAILAND	19.804.804	21.945.640	10,81	113.949.856	135.670.327	19,06
SINGAPORE	40.019.693	34.186.322	-14,58	954.861.370	962.203.379	0,77
PHILIPPINES	9.989.180	12.058.328	20,71	46.238.767	68.354.988	47,83
MALAYSIA	26.210.056	20.351.094	-22,35	129.992.344	123.135.966	-5,27
MYANMAR (FORM. BURMA)	135.301	274.183	102,65	619.247	1.675.743	170,61
CAMBODIA	374.825	160.412	-57,20	1.018.450	625.772	-38,56
BRUNEI DARUSSALAM	405.535	497.185	22,60	2.194.423	2.910.208	32,62
LAO PEOPLE'S DEMOCRATIC REPUB	0	25	-	0	547	-
NEPAL	32.831	24.473	-25,46	126.662	104.400	-17,58
BHUTAN	1.856	0	-100,00	8.279	0	-100,00
VIET NAM	10.854.611	14.725.432	35,66	48.307.830	68.684.188	42,18
MALDIVES	40.153	118.286	194,59	80.165	261.302	225,96
INDIA	2.578.887	16.947.120	557,15	9.012.027	49.491.106	449,17
PAKISTAN	1.440.416	1.353.631	-6,02	4.006.734	6.601.001	64,75
BANGLADESH	339.816	138.985	-59,10	1.020.232	656.529	-35,65
SRI LANKA	796.071	907.416	13,99	2.810.742	3.453.268	22,86
AFGHANISTAN	224.334	228.516	1,86	456.370	764.133	67,44
IRAQ	0	7.508	-	0	15.785	-
IRAN (ISLAMIC REPUBLIC OF)	1.528.782	645.728	-57,76	5.490.109	2.251.284	-58,99
SAUDI ARABIA	10.828.006	8.438.970	-22,06	35.202.424	29.015.828	-17,57
ISRAEL	0	164.670	-	0	832.410	-
KUWAIT	1.057.996	1.306.055	23,45	2.480.079	5.991.683	141,59
JORDAN	469.611	454.769	-3,16	1.472.181	1.339.672	-9,00
LEBANON	944.541	880.970	-6,73	2.327.364	3.252.543	39,75
PALESTINA	0	126.160	-	0	534.869	-
YEMEN	1.200.582	1.107.880	-7,72	3.403.278	3.934.001	15,59
OMAN	886.489	1.240.626	39,95	4.650.743	6.442.560	38,53
SYRIA ARAB REPUBLIC	90.880	135.448	49,04	213.536	424.117	98,62
TURKEY	8.873.903	2.381.352	-73,16	23.434.521	9.130.498	-61,04
UNITED ARAB EMIRATES	31.442.638	29.748.799	-5,39	104.174.456	147.207.988	41,31
QATAR	3.488.030	2.252.140	-35,43	15.613.970	12.007.044	-23,10
BAHRAIN	111.332	800.115	618,67	359.762	7.115.788	1.877,92
CYPRUS	566.282	189.785	-66,49	1.130.508	651.280	-42,39
EGYPT	5.032.407	3.246.883	-35,48	10.435.604	8.607.360	-17,52
LIBYAN ARAB JAMAHIRIYA	122.794	200.819	63,54	433.596	879.325	102,80
MOROCCO	400.547	635.554	58,67	1.510.818	2.351.191	55,62
TUNISIA	84	271.058	322.588,10	1.090	1.842.760	168.960,55

TABEL 5. PERKEMBANGAN EKSPOR INDONESIA MENURUT KOMODITI DAN NEGARA TUJUAN

JENIS BARANG	BERAT BERSIH (KG)		PERUB	NILAI FOB (US \$)		PERUB
	JAN-AGT 2007	JAN-AGT 2008	%	JAN-AGT 2007	JAN-AGT 2008	%
	(1)	(2)	(3)	(4)	(5)	(6)
ALGERIA	3.163.756	672.049	-78,76	6.502.723	1.997.264	-69,29
SUDAN	8.452.707	8.065.950	-4,58	16.806.501	23.269.741	38,46
ERITREA	23.899	359.776	1.405,40	44.890	653.734	1.356,30
NAMIBIA	0	9.494	-	0	22.153	-
ETHIOPIA	205.876	138.711	-32,62	491.203	586.861	19,47
TANZANIA, UNITED REPUBLIC OF	902.894	320.284	-64,53	2.243.348	1.443.920	-35,64
MADAGASCAR	26.555	86.451	225,55	54.755	313.222	472,04
SOMALIA	47.506	0	-100,00	90.229	0	-100,00
KENYA	1.249.155	957.686	-23,33	4.218.736	3.838.538	-9,01
REUNION	4.552	0	-100,00	51.157	0	-100,00
MOZAMBIQUE	940.052	472.157	-49,77	2.247.219	1.373.416	-38,88
EQUATORIAL GUINEA	352.858	72.315	-79,51	642.445	138.804	-78,39
TOGO	59.939	162.932	171,83	160.594	654.861	307,77
GHANA	1.078.502	1.581.705	46,66	3.036.573	6.020.898	98,28
LIBERIA	54.499	21.793	-60,01	194.307	71.429	-63,24
GUINEA	130.364	124.081	-4,82	222.446	213.550	-4,00
ANGOLA	483.150	172.784	-64,24	1.393.267	667.195	-52,11
CONGO	1.157	430	-62,83	2.481	2.464	-0,69
CAMEROON	164.072	339.381	106,85	417.460	943.661	126,05
NIGERIA	2.649.458	1.971.860	-25,57	9.182.839	11.251.513	22,53
GABON	24.660	133.848	442,77	42.120	537.786	1.176,79
COTE D'IVOIRE	122.783	40.426	-67,08	321.425	151.102	-52,99
SENEGAL	307.104	171.684	-44,10	618.745	587.456	-5,06
MAURITANIA	21.197	83.799	295,33	57.651	250.050	333,73
MALI	4.220	4.011	-4,95	88.265	60.199	-31,80
BENIN	382.734	357.807	-6,51	1.063.299	1.166.449	9,70
BURKINA FASO	0	18	-	0	487	-
GAMBIA	25.238	16.499	-34,63	54.385	12.625	-76,79
SEYCHELLES	0	8.673	-	0	36.740	-
UGANDA	55.280	113.397	105,13	137.238	355.209	158,83
CENTRAL AFRICAN REPUBLIC	18.716	30.862	64,90	56.587	71.279	25,96
DJIBOUTI	728.238	319.890	-56,07	1.763.525	1.086.602	-38,38
SAINT HELENA	12	0	-100,00	32	0	-100,00
SWAZILAND	0	143	-	0	15.469	-
SOUTH AFRICA	1.222.785	1.832.277	49,84	4.153.728	6.665.800	60,48
ZIMBABWE	2	5.814	290.600,00	12	17.756	147.866,67
ZAMBIA	0	51.417	-	0	143.944	-
MALAWI	19.125	2.824	-85,23	50.415	9.632	-80,89
COMOROS	9.997	0	-100,00	1.760	0	-100,00
MAURITIUS	108.151	48.782	-54,89	410.620	190.853	-53,52
RWANDA	0	2.203	-	0	15.407	-
VIRGIN ISLANDS (BRITISH)	0	236	-	0	3.092	-
AUSTRALIA	8.100.980	10.529.951	29,98	64.430.978	81.460.447	26,43
NEW ZEALAND	2.359.048	1.403.648	-40,50	17.462.950	7.781.261	-55,44
GUAM	0	52	-	0	1.189	-
NEW CALEDONIA	4.290	278.722	6.397,02	9.337	4.136.087	44.197,82
VANUATU	244.536	140.382	-42,59	482.917	315.541	-34,66
AMERICAN SAMOA	0	14.370	-	0	42.775	-
COOK ISLANDS	1.655	2.819	70,33	4.278	1.752	-59,05
FIJI	291.349	287.355	-1,37	736.180	764.199	3,81
SAMOA	895.530	654.547	-26,91	7.954.169	5.266.938	-33,78
SOLOMON ISLANDS	475.705	292.294	-38,56	1.028.752	609.594	-40,74
TONGA	44.493	45.313	1,84	116.532	110.679	-5,02
EAST TIMOR	15.845	560.994	3.440,51	63.445	878.554	1.284,75
UNITED STATES	30.546.466	29.371.877	-3,85	273.939.583	280.426.928	2,37
CANADA	1.660.561	1.751.430	5,47	7.698.347	8.629.512	12,10
MEXICO	3.353.348	3.138.438	-6,41	14.513.704	14.820.229	2,11
GUATEMALA	684.183	858.693	25,51	2.221.902	1.884.597	-15,18
HONDURAS	172	0	-100,00	1.060	0	-100,00
NICARAGUA	19.304	36.137	87,20	44.915	157.468	250,59
PANAMA	268.907	155.377	-42,22	794.077	884.908	11,44
CUBA	0	382	-	0	34.610	-
SURINAME	68.272	164.106	140,37	210.548	655.485	211,32
CHILE	2.186.596	2.142.235	-2,03	5.095.668	8.008.918	57,17
VENEZUELA	3.063.332	524.456	-82,88	20.810.585	2.851.691	-86,30
ARGENTINA	507.893	657.966	29,55	2.613.051	3.278.495	25,47
BRAZIL	3.506.689	5.163.932	47,26	18.026.995	25.928.154	43,83
COLOMBIA	1.025.368	862.474	-15,89	3.524.660	3.465.338	-1,68
BOLIVIA	0	51.553	-	0	192.476	-
URUGUAY	17	8.398	49.300,00	39	33.797	86.558,97
PARAGUAY	40.979	101.876	148,61	88.428	371.416	320,02
ECUADOR	797.044	679.171	-14,79	1.481.159	1.544.724	4,29
PERU	230.477	329.089	42,79	1.055.765	1.577.564	49,42
TRINIDAD AND TOBAGO	166.333	591.574	255,66	375.506	4.001.189	965,55
JAMAICA	173.618	18.519	-89,33	369.304	87.202	-76,39
BELIZE	60	0	-100,00	901	0	-100,00
DOMINICAN REPUBLIC	241.075	207.021	-14,13	574.280	826.179	43,86
EL SALVADOR	172	161.888	94.020,93	1.060	968.385	91.257,08

TABEL 5. PERKEMBANGAN EKSPOR INDONESIA MENURUT KOMODITI DAN NEGARA TUJUAN

JENIS BARANG	BERAT BERSIH (KG)		PERUB %	NILAI FOB (US \$)		PERUB %
	JAN-AGT 2007	JAN-AGT 2008		JAN-AGT 2007	JAN-AGT 2008	
(1)	(2)	(3)	(4)	(5)	(6)	(7)
COSTA RICA	7.519	7.057	-6,14	52.500	50.796	-3,25
HAITI	257.086	165.353	-35,68	562.140	444.913	-20,85
ARUBA	20.867	18.859	-9,62	36.588	52.828	44,39
CAYMAN ISLANDS	27	0	-100,00	3.950	0	-100,00
FRENCH POLYNESIA	35.501	18.653	-47,46	129.007	147.655	14,46
NETHERLANDS ANTILLES	0	4.505	-	0	20.551	-
SAN MARINO	0	4.833	-	0	66.564	-
UNITED KINGDOM	7.246.267	13.688.261	88,90	30.492.007	48.289.736	58,37
NETHERLANDS	4.617.607	4.029.955	-12,73	26.362.962	22.252.921	-15,59
FRANCE	3.388.488	3.044.093	-10,16	85.503.167	89.171.887	4,29
GERMANY, FED. REP. OF	2.392.257	3.200.967	33,81	36.011.928	39.790.511	10,49
AUSTRIA	27.034	110.191	307,60	701.737	1.957.077	178,89
BELGIUM	3.324.584	3.427.032	3,08	9.658.200	9.963.913	3,17
SWITZERLAND	1.364.388	246.024	-81,97	7.121.148	2.741.375	-61,50
LUXEMBOURG	0	424	-	0	31.192	-
MONACO	6.989	0	-100,00	21.805	0	-100,00
DENMARK	92.518	26.152	-71,73	3.617.275	647.764	-82,09
NORWAY	50.023	19.105	-61,81	304.931	188.899	-38,05
SWEDEN	356.731	416.334	16,71	4.308.832	3.405.460	-20,97
FINLAND	88.692	23.504	-73,50	1.410.711	420.949	-70,16
IRELAND	1.668	77.228	4.529,98	12.952	186.173	1.337,41
ITALY	3.580.576	4.036.167	12,72	20.521.384	12.344.891	-39,84
SPAIN	6.996.687	8.149.117	16,47	21.057.699	27.516.502	30,67
PORTUGAL	47.724	457.624	858,90	108.474	853.282	686,62
GREECE	2.656.060	2.239.662	-15,68	5.881.750	6.736.692	14,54
DEMOCRATIC REPUBLIC OF THE CO	560.774	219.310	-60,89	2.365.275	792.829	-66,48
HUNGARY	225.279	602.090	167,26	1.563.600	2.940.763	88,08
POLAND	673.308	437.274	-35,06	3.258.498	9.256.341	184,07
ROMANIA	8.139	96.278	1.082,92	56.616	626.702	1.006,93
BULGARIA	14	58	314,29	1.171	2.996	155,85
YUGOSLAVIA	0	1	-	0	2	-
ALBANIA	0	2.392	-	0	10.948	-
BELARUS	397.002	76.584	-80,71	779.443	235.008	-69,85
KAZAKHSTAN	152.854	123.862	-18,97	698.648	380.924	-45,48
TURKMENISTAN	100.450	0	-100,00	158.711	0	-100,00
UKRAINE	251.196	222.434	-11,45	1.311.358	758.498	-42,16
UZBEKISTAN	0	10.214	-	0	34.406	-
LITHUANIA	107.317	23.487	-78,11	464.656	94.454	-79,67
LATVIA	36.553	0	-100,00	176.968	0	-100,00
ESTONIA	0	2.881	-	0	42.233	-
GEORGIA	98.119	82.851	-15,56	233.262	229.371	-1,67
CROATIA	0	6.017	-	0	91.846	-
MALTA	41.026	52.426	27,79	98.954	216.684	118,97
SLOVAKIA	100.631	86.140	-14,40	1.192.190	725.297	-39,16
SLOVENIA	255	9	-96,47	8.404	14	-99,83
CZECH REPUBLIC	188.908	724.706	283,63	1.462.995	9.159.025	526,05
RUSSIA FEDERATION	209.373	565.694	170,18	1.364.133	2.997.024	119,70
-DIODE TRANSISTOR	2.534.039	614.502	-75,75	84.626.155	103.125.157	21,86
JAPAN	138.627	93.499	-32,55	32.430.280	45.805.196	41,24
HONG KONG	87.878	52.399	-40,37	21.592.765	23.152.313	7,22
KOREA, REPUBLIC OF	3.302	3.101	-6,09	191.297	318.583	66,54
TAIWAN	27.662	8.634	-68,79	1.837.932	1.549.426	-15,70
CHINA	33.902	14.092	-58,43	6.675.719	4.300.257	-35,58
MONGOLIA	67	0	-100,00	811	0	-100,00
PAPUA NEW GUINEA	172	0	-100,00	672	0	-100,00
THAILAND	1.921	2.142	11,50	36.517	50.738	38,94
SINGAPORE	2.198.977	414.806	-81,14	16.943.403	20.546.469	21,27
PHILIPPINES	1.269	1.031	-18,75	89.723	17.126	-80,91
MALAYSIA	7.665	6.328	-17,44	811.386	711.163	-12,35
BRUNEI DARUSSALAM	1	156	15.500,00	9	485	5.288,89
VIET NAM	30	23	-23,33	257	966	275,88
INDIA	0	137	-	0	370.318	-
PAKISTAN	632	51	-91,93	2.867	187	-93,48
BANGLADESH	13	0	-100,00	26	0	-100,00
SRI LANKA	2.618	0	-100,00	7.140	0	-100,00
IRAN (ISLAMIC REPUBLIC OF)	0	1	-	0	75	-
UNITED ARAB EMIRATES	0	17	-	0	169	-
KENYA	2.619	0	-100,00	39.579	0	-100,00
NIGERIA	60	0	-100,00	192	0	-100,00
AUSTRALIA	393	0	-100,00	19.832	0	-100,00
UNITED STATES	13.794	6.401	-53,60	1.377.699	1.678.091	21,80
CANADA	0	1	-	0	5	-
MEXICO	0	1	-	0	1	-
PANAMA	0	19	-	0	970	-
CUBA	0	48	-	0	45.528	-
ARGENTINA	0	7	-	0	125	-
BRAZIL	0	5	-	0	16	-

TABEL 5. PERKEMBANGAN EKSPOR INDONESIA MENURUT KOMODITI DAN NEGARA TUJUAN

JENIS BARANG	BERAT BERSIH (KG)		PERUB	NILAI FOB (US \$)		PERUB
	JAN-AGT 2007	JAN-AGT 2008	%	JAN-AGT 2007	JAN-AGT 2008	%
	(1)	(2)	(3)	(4)	(5)	(6)
UNITED KINGDOM	1.870	5.287	182,73	200.975	530.533	163,98
NETHERLANDS	11	24	118,18	8.800	830	-90,57
GERMANY, FED. REP. OF	10.463	5.957	-43,07	2.153.920	3.737.568	73,52
AUSTRIA	0	186	-	0	2.603	-
DENMARK	2	0	-100,00	164	0	-100,00
SWEDEN	0	4	-	0	2.706	-
FINLAND	62	134	116,13	197.686	302.085	52,81
ROMANIA	0	4	-	0	186	-
KAZAKHSTAN	0	2	-	0	10	-
UKRAINE	0	3	-	0	4	-
ESTONIA	0	1	-	0	420	-
CZECH REPUBLIC	28	0	-100,00	6.480	0	-100,00
RUSSIA FEDERATION	1	1	0,00	24	5	-79,17
-AUDIO VISUAL	71.806.377	63.787.528	-11,17	1.672.610.834	1.733.894.236	3,66
JAPAN	5.031.157	5.244.936	4,25	135.371.237	162.389.167	19,96
HONG KONG	1.956.890	2.222.876	13,59	119.614.136	150.422.962	25,76
KOREA, REPUBLIC OF	992.461	976.620	-1,60	54.347.190	94.391.813	73,68
TAIWAN	138.750	182.664	31,65	2.759.227	2.838.881	2,89
CHINA	1.158.048	1.779.482	53,66	46.230.095	97.808.367	111,57
PAPUA NEW GUINEA	71.614	104.883	46,46	330.701	566.613	71,34
THAILAND	1.235.180	2.794.510	126,24	15.563.040	21.011.736	35,01
SINGAPORE	13.451.458	8.948.666	-33,47	372.516.364	282.162.066	-24,26
PHILIPPINES	375.671	612.660	63,08	10.569.460	4.110.679	-61,11
MALAYSIA	2.232.173	4.096.510	83,52	35.205.278	66.866.730	89,93
MYANMAR (FORM. BURMA)	166.895	79.414	-52,42	689.698	198.223	-71,26
CAMBODIA	0	9.985	-	0	21.000	-
BRUNEI DARUSSALAM	1.510	43.330	2.769,54	6.381	454.309	7.019,71
NEPAL	0	3.004	-	0	13.573	-
VIET NAM	684.069	733.800	7,27	47.587.476	12.819.008	-73,06
MALDIVES	0	267	-	0	2.543	-
INDIA	418.423	277.803	-33,61	10.186.283	8.239.399	-19,11
PAKISTAN	146.506	174.047	18,80	824.677	756.118	-8,31
BANGLADESH	14.198	16.880	18,89	108.272	88.036	-18,69
SRI LANKA	106.575	33.499	-68,57	408.067	214.182	-47,51
IRAQ	0	50.186	-	0	1.497.586	-
IRAN (ISLAMIC REPUBLIC OF)	69.582	631	-99,09	1.266.299	3.466	-99,73
SAUDI ARABIA	1.038.469	954.678	-8,07	8.999.147	10.105.374	12,29
ISRAEL	0	716.967	-	0	21.950.230	-
KUWAIT	394.869	273.346	-30,78	5.175.593	7.081.595	36,83
JORDAN	87.663	75.169	-14,25	700.546	1.134.237	61,91
LEBANON	25.009	22.686	-9,29	424.906	672.212	58,20
YEMEN	298.183	248.534	-16,65	1.053.954	1.107.184	5,05
OMAN	114.327	136.797	19,65	1.278.008	6.394.852	400,38
SYRIA ARAB REPUBLIC	143.851	339.136	135,76	416.369	1.426.503	242,61
TURKEY	249.689	146.105	-41,49	9.508.076	5.909.096	-37,85
UNITED ARAB EMIRATES	3.754.571	3.509.271	-6,53	51.366.672	59.148.205	15,15
QATAR	77.680	111.786	43,91	780.937	2.358.363	201,99
BAHRAIN	2.746	7.076	157,68	45.530	191.349	320,27
CYPRUS	910	67	-92,64	40.761	10.998	-73,02
EGYPT	171.364	147.332	-14,02	3.949.686	3.414.745	-13,54
LIBYAN ARAB JAMAHIRIYA	14.312	2.977	-79,20	120.278	31.500	-73,81
MOROCCO	2.689	8.438	213,80	75.097	248.172	230,47
TUNISIA	6.077	2	-99,97	200.195	127	-99,94
ALGERIA	4.676	0	-100,00	108.315	0	-100,00
SUDAN	39.647	85.248	115,02	102.517	875.815	754,31
ETHIOPIA	77.252	44.949	-41,82	195.038	108.019	-44,62
TANZANIA, UNITED REPUBLIC OF	2.674	729	-72,74	86.377	363	-99,58
MADAGASCAR	73	0	-100,00	90	0	-100,00
KENYA	12.243	17.362	41,81	90.404	49.269	-45,50
REUNION	8.448	0	-100,00	23.234	0	-100,00
GHANA	27.771	50.026	80,14	102.214	232.317	127,28
GUINEA	32.668	0	-100,00	103.030	0	-100,00
ANGOLA	26.517	50.543	90,61	47.602	186.967	292,77
CONGO	14.049	0	-100,00	41.040	0	-100,00
CAMEROON	843	268	-68,21	1.383	155	-88,79
NIGERIA	1.472.913	964.765	-34,50	3.509.466	2.820.712	-19,63
COTE D'IVOIRE	11.560	4.260	-63,15	34.975	75.420	115,64
SENEGAL	2.999	650	-78,33	416.070	61.400	-85,24
MAURITANIA	58.779	11.655	-80,17	155.790	30.350	-80,52
BENIN	16.168	13.003	-19,58	8.413	6.633	-21,16
GAMBIA	0	249	-	0	244	-
UGANDA	80	17.016	21.170,00	270	125.624	46.427,41
NIGER	35	0	-100,00	26	0	-100,00
DJIBOUTI	4.875	24.087	394,09	131.100	62.875	-52,04
SAO TOME AND PRINCIPE	0	712	-	0	600	-
SOUTH AFRICA	253.324	168.066	-33,66	5.110.037	3.709.721	-27,40
MAURITIUS	94	4.141	4.305,32	402	101.741	25.208,71

TABEL 5. PERKEMBANGAN EKSPOR INDONESIA MENURUT KOMODITI DAN NEGARA TUJUAN

JENIS BARANG	BERAT BERSIH (KG)		PERUB	NILAI FOB (US \$)		PERUB
	JAN-AGT 2007	JAN-AGT 2008	%	JAN-AGT 2007	JAN-AGT 2008	%
	(1)	(2)	(3)	(4)	(5)	(6)
AUSTRALIA	1.821.665	975.749	-46,44	27.989.144	31.495.943	12,53
NEW ZEALAND	360.195	298.566	-17,11	11.178.525	8.681.264	-22,34
NEW CALEDONIA	64	1	-98,44	1.388	50	-96,40
NORTHERN MARIANA ISLANDS	4	0	-100,00	65	0	-100,00
VANUATU	4.264	1.130	-73,50	36.849	9.674	-73,75
AMERICAN SAMOA	0	25	-	0	229	-
FIJI	20	5.550	27.650,00	499	55.731	11.068,54
TONGA	1.152	537	-53,39	1.421	2.336	64,39
EAST TIMOR	102.025	778.132	662,69	2.487.035	752.056	-69,76
UNITED STATES	10.169.333	8.064.918	-20,69	240.387.629	246.968.304	2,74
CANADA	325.352	280.237	-13,87	13.567.663	17.398.270	28,23
MEXICO	426.695	924.634	116,70	22.820.087	27.365.518	19,92
GUATEMALA	28.196	17.600	-37,58	210.396	130.658	-37,90
HONDURAS	2.452	0	-100,00	17.561	0	-100,00
PANAMA	149.144	281.061	88,45	3.869.464	7.651.626	97,74
CUBA	0	344	-	0	30.400	-
CHILE	49.956	111.687	123,57	1.504.010	2.378.224	58,13
VENEZUELA	2.905	5.039	73,46	651.313	398.804	-38,77
ARGENTINA	47.188	20.375	-56,82	2.032.688	687.725	-66,17
BRAZIL	371.946	285.484	-23,25	8.733.164	5.201.913	-40,43
COLOMBIA	15.308	2.829	-81,52	999.208	399.811	-59,99
URUGUAY	7.512	1.326	-82,35	194.493	75.398	-61,23
PARAGUAY	2	8.957	447.750,00	34	261.442	768.847,06
ECUADOR	4.449	1.318	-70,38	25.907	9.961	-61,55
PERU	10.040	4.931	-50,89	1.249.414	1.077.840	-13,73
PUERTO RICO	3.015	2.906	-3,62	1.094.529	583.557	-46,68
EL SALVADOR	1	75	7.400,00	285	14.101	4.847,72
COSTA RICA	224	218	-2,68	48.946	45.575	-6,89
FRENCH GUIANA	27.469	0	-100,00	99.550	0	-100,00
FRENCH POLYNESIA	0	74	-	0	10.936	-
MARTINIQUE	36.767	0	-100,00	126.480	0	-100,00
GUADELOUPE	45.138	0	-100,00	150.069	0	-100,00
UNITED KINGDOM	2.523.005	421.101	-83,31	27.378.977	21.986.839	-19,69
NETHERLANDS	1.534.691	1.431.344	-6,73	34.742.090	75.277.241	116,67
FRANCE	563.041	418.554	-25,66	9.970.117	6.033.329	-39,49
GERMANY, FED. REP. OF	4.175.362	3.472.544	-16,83	69.519.285	45.985.806	-33,85
AUSTRIA	27.736	3.957	-85,73	314.720	672.120	113,56
BELGIUM	5.723.945	5.065.013	-11,51	129.136.514	94.134.899	-27,10
SWITZERLAND	18.672	6.695	-64,14	1.333.919	851.075	-36,20
LUXEMBOURG	0	2	-	0	9	-
GIBRALTAR	50	132	164,00	5.712	21.346	273,70
DENMARK	75.926	57.682	-24,03	379.778	345.467	-9,03
NORWAY	16.293	9.134	-43,94	24.371	133.659	448,43
SWEDEN	302.375	350.355	15,87	3.333.002	2.377.243	-28,68
FINLAND	1.178.153	206.812	-82,45	26.420.854	2.947.513	-88,84
IRELAND	30.908	24	-99,92	163.837	61	-99,96
ITALY	649.086	153.512	-76,35	15.937.486	5.003.425	-68,61
SPAIN	227.576	149.597	-34,27	5.507.585	3.367.116	-38,86
PORTUGAL	11.700	1.187	-89,85	362.380	202.594	-44,09
GREECE	27.902	1.705	-93,89	378.123	151.284	-59,99
DEMOCRATIC REPUBLIC OF THE CO	1.228	28.147	2.192,10	4.038	76.080	1.784,10
HUNGARY	335.020	184.588	-44,90	1.882.595	2.946.868	56,53
POLAND	221.903	568.911	156,38	10.057.474	26.710.266	165,58
ROMANIA	31.328	25	-99,92	719.600	37	-99,99
BULGARIA	3.076	4.375	42,23	257.240	374.788	45,70
YUGOSLAVIA	16.447	0	-100,00	364.133	0	-100,00
ALBANIA	1.232	0	-100,00	27.534	0	-100,00
AZERBAIJAN	0	5.266	-	0	174.452	-
KAZAKHSTAN	0	4.806	-	0	983.177	-
UKRAINE	175.647	22.515	-87,18	1.601.142	4.689.436	192,88
LITHUANIA	5.884	0	-100,00	24.178	0	-100,00
ESTONIA	34.661	32.588	-5,98	155.532	359.118	130,90
GEORGIA	0	2.926	-	0	19.772	-
CROATIA	11.998	0	-100,00	321.067	0	-100,00
SLOVAKIA	97.463	29.897	-69,32	5.560.413	1.461.364	-73,72
SLOVENIA	0	10.954	-	0	66.606	-
CZECH REPUBLIC	864.465	1.494.037	72,83	24.244.491	30.641.391	26,38
REP. OF MACEDONIA	2.957	0	-100,00	66.882	0	-100,00
RUSSIA FEDERATION	2.202.909	1.030.691	-53,21	14.950.520	17.703.085	18,41
-FOTOGRAFI DAN OPTIK	3.075.862	2.261.874	-26,46	139.130.443	141.416.681	1,64
JAPAN	85.391	112.495	31,74	9.933.517	15.194.648	52,96
HONG KONG	55.627	61.529	10,61	4.180.246	2.142.256	-48,75
KOREA, REPUBLIC OF	4.426	4.948	11,79	146.119	140.671	-3,73
TAIWAN	3.234	2.671	-17,41	208.881	89.801	-57,01
CHINA	42.647	59.828	40,29	3.688.562	3.359.925	-8,91
PAPUA NEW GUINEA	0	189	-	0	3.967	-
THAILAND	8.542	28.185	229,96	411.696	593.698	44,21

TABEL 5. PERKEMBANGAN EKSPOR INDONESIA MENURUT KOMODITI DAN NEGARA TUJUAN

JENIS BARANG	BERAT BERSIH (KG)		PERUB	NILAI FOB (US \$)		PERUB
	JAN-AGT 2007	JAN-AGT 2008	%	JAN-AGT 2007	JAN-AGT 2008	%
	(1)	(2)	(3)	(4)	(5)	(6)
SINGAPORE	1.056.987	854.000	-19,20	75.928.325	79.145.794	4,24
PHILIPPINES	5.354	27.512	413,86	1.649.133	967.222	-41,35
MALAYSIA	30.643	166.100	442,05	1.196.473	9.339.381	680,58
MYANMAR (FORM. BURMA)	90	0	-100,00	14.975	0	-100,00
BRUNEI DARUSSALAM	0	43	-	0	533	-
NEPAL	1.243	0	-100,00	25.459	0	-100,00
VIET NAM	5.607	3.560	-36,51	153.296	108.026	-29,53
INDIA	58.843	86.564	47,11	1.336.506	1.442.563	7,94
PAKISTAN	3.047	1.198	-60,68	20.416	45.418	122,46
BANGLADESH	4.822	3.225	-33,12	26.656	6.868	-74,23
SRI LANKA	1.492	656	-56,03	23.738	9.168	-61,38
IRAN (ISLAMIC REPUBLIC OF)	12	834	6.850,00	192	7.632	3.875,00
SAUDI ARABIA	2.357	1.254	-46,80	46.012	21.526	-53,22
KUWAIT	0	20	-	0	256	-
JORDAN	0	1	-	0	18	-
LEBANON	23	32	39,13	7.083	11.215	58,34
YEMEN	0	1	-	0	44	-
OMAN	0	150	-	0	1.200	-
SYRIA ARAB REPUBLIC	2.512	726	-71,10	11.573	3.847	-66,76
TURKEY	1.272	2.376	86,79	32.306	94.981	194,00
UNITED ARAB EMIRATES	13.633	6.740	-50,56	347.019	156.865	-54,80
BAHRAIN	0	50	-	0	1.955	-
CYPRUS	0	14	-	0	1.584	-
EGYPT	2.398	696	-70,98	43.663	26.299	-39,77
MOROCCO	290	38	-86,90	10.529	5.044	-52,09
TUNISIA	10	21	110,00	2.272	5.104	124,65
ALGERIA	65	36	-44,62	1.230	793	-35,53
KENYA	43	64	48,84	1.363	1.863	36,68
TOGO	1.911	0	-100,00	51.797	0	-100,00
CAMEROON	0	367	-	0	2.681	-
NIGERIA	652	262	-59,82	6.733	2.860	-57,52
SOUTH AFRICA	842	638	-24,23	22.657	91.596	304,27
MAURITIUS	555	372	-32,97	20.968	17.299	-17,50
AUSTRALIA	2.666	9.430	253,71	95.338	136.927	43,62
NEW ZEALAND	217	44	-79,72	3.716	576	-84,50
VANUATU	90	0	-100,00	283	0	-100,00
TONGA	0	151	-	0	120	-
EAST TIMOR	0	14.078	-	0	12.873	-
UNITED STATES	1.085.986	537.407	-50,51	24.413.821	16.087.654	-34,10
CANADA	409.272	4.817	-98,82	1.693.791	685.417	-59,53
MEXICO	770	4.537	489,22	61.496	75.389	22,59
PANAMA	160	392	145,00	4.236	10.849	156,11
ARGENTINA	2.965	7.283	145,63	27.827	84.831	204,85
BRAZIL	3.597	9.888	174,90	73.322	144.610	97,23
COLOMBIA	4.836	11.194	131,47	254.759	267.584	5,03
URUGUAY	85	0	-100,00	1.471	0	-100,00
ECUADOR	2.791	3.772	35,15	205.458	317.041	54,31
PUERTO RICO	769	0	-100,00	2.617	0	-100,00
DOMINICAN REPUBLIC	3.833	2.225	-41,95	129.665	68.130	-47,46
COSTA RICA	1.102	723	-34,39	32.754	38.847	18,60
ARUBA	22	0	-100,00	340	0	-100,00
NETHERLANDS ANTILLES	256	0	-100,00	65.947	0	-100,00
UNITED KINGDOM	43.091	123.613	186,87	865.514	3.140.161	262,81
NETHERLANDS	5.938	10.447	75,93	342.748	809.962	136,31
FRANCE	5.243	23.686	351,76	176.704	1.316.470	645,01
GERMANY, FED. REP. OF	87.826	44.950	-48,82	9.419.851	2.638.988	-71,98
BELGIUM	237	170	-28,27	9.006	5.157	-42,74
SWITZERLAND	315	385	22,22	6.340	23.617	272,51
DENMARK	1.978	2.546	28,72	222.911	433.753	94,59
NORWAY	5.315	9.179	72,70	980.682	1.701.028	73,45
SWEDEN	511	4.093	700,98	71.916	7.280	-89,88
FINLAND	28	0	-100,00	11.208	0	-100,00
ITALY	2.012	3.706	84,19	51.505	64.547	25,32
SPAIN	3.044	3.808	25,10	215.820	244.220	13,16
PORTUGAL	2.905	0	-100,00	34.858	0	-100,00
GREECE	620	60	-90,32	158	927	486,71
HUNGARY	0	1	-	0	5	-
ROMANIA	5	57	1.040,00	1.989	20	-98,99
BULGARIA	118	317	168,64	5.097	12.292	141,16
YUGOSLAVIA	26	26	0,00	8.076	9.515	17,82
LATVIA	120	0	-100,00	2.568	0	-100,00
SLOVAKIA	421	445	5,70	9.030	8.096	-10,34
SLOVENIA	45	762	1.593,33	998	11.207	1.022,95
CZECH REPUBLIC	2.020	287	-85,79	75.241	13.987	-81,41
RUSSIA FEDERATION	57	0	-100,00	1.987	0	-100,00
-ALAT UKUR	548.036	556.710	1,58	9.457.479	9.552.359	1,00
JAPAN	858	978	13,99	76.761	325.579	324,15

TABEL 5. PERKEMBANGAN EKSPOR INDONESIA MENURUT KOMODITI DAN NEGARA TUJUAN

JENIS BARANG	BERAT BERSIH (KG)		PERUB	NILAI FOB (US \$)		PERUB
	JAN-AGT 2007	JAN-AGT 2008	%	JAN-AGT 2007	JAN-AGT 2008	%
	(1)	(2)	(3)	(4)	(5)	(6)
HONG KONG	1.420	1	-99,93	165.897	54	-99,97
KOREA, REPUBLIC OF	2.804	3	-99,89	33.178	12	-99,96
TAIWAN	1.133	1.241	9,53	3.212	2.994	-6,79
CHINA	135.480	2.437	-98,20	589.398	168.904	-71,34
PAPUA NEW GUINEA	1.539	0	-100,00	4.759	0	-100,00
THAILAND	45	702	1.460,00	3.404	51.454	1.411,57
SINGAPORE	237.840	210.259	-11,60	5.509.372	3.514.046	-36,22
PHILIPPINES	0	32	-	0	78	-
MALAYSIA	98.566	94.355	-4,27	191.344	674.551	252,53
BRUNEI DARUSSALAM	14	98.910	706.400,00	2.290	1.597.111	69.642,84
VIET NAM	5.975	15.343	156,79	246.398	334.328	35,69
INDIA	3	64.943	2.164.666,67	3.424	805.387	23.421,82
PAKISTAN	5.837	190	-96,74	1.153.350	18.100	-98,43
IRAN (ISLAMIC REPUBLIC OF)	0	77	-	0	5.490	-
SAUDI ARABIA	0	969	-	0	163.364	-
KUWAIT	227	4.048	1.683,26	6.346	62.391	883,15
YEMEN	7.399	3.045	-58,85	8.596	27.750	222,82
OMAN	0	90	-	0	7.454	-
SYRIA ARAB REPUBLIC	0	176	-	0	28.430	-
UNITED ARAB EMIRATES	1.711	3.312	93,57	54.309	69.624	28,20
QATAR	1.854	44	-97,63	358.181	3.260	-99,09
EGYPT	179	0	-100,00	34.351	0	-100,00
SUDAN	250	1.420	468,00	1.358	80.299	5.813,03
KENYA	0	59	-	0	2.068	-
CONGO	102	0	-100,00	500	0	-100,00
AUSTRALIA	860	19.881	2.211,74	18.945	617.077	3.157,20
NEW ZEALAND	3	305	10.066,67	401	21.201	5.187,03
MARSHALL ISLANDS	0	69	-	0	18.996	-
UNITED STATES	8.461	7.872	-6,96	242.123	349.050	44,16
CANADA	900	49	-94,56	22.000	21.075	-4,20
VENEZUELA	0	7	-	0	140	-
COLOMBIA	2.999	0	-100,00	6.482	0	-100,00
UNITED KINGDOM	16.353	3.860	-76,40	222.143	145.529	-34,49
NETHERLANDS	4	56	1.300,00	12.071	500	-95,86
FRANCE	104	1.118	975,00	10.272	95.814	832,77
GERMANY, FED. REP. OF	6.630	7.529	13,56	80.447	68.980	-14,25
BELGIUM	4.200	284	-93,24	12.084	11.340	-6,16
SWITZERLAND	1.266	8.908	603,63	5.947	100.866	1.596,08
NORWAY	760	4.138	444,47	98.667	159.063	61,21
DEMOCRATIC REPUBLIC OF THE CO	450	0	-100,00	18.960	0	-100,00
ROMANIA	255	0	-100,00	9.917	0	-100,00
KYRGYZSTAN	212	0	-100,00	220	0	-100,00
RUSSIA FEDERATION	1.343	0	-100,00	250.372	0	-100,00
-LONCENG, ARLOJI DAN BAGIANNY/	3.977.135	5.570.508	40,06	59.288.283	100.882.722	70,16
JAPAN	178.354	193.068	8,25	4.333.704	3.733.581	-13,85
HONG KONG	229.020	365.990	59,81	3.917.681	5.675.950	44,88
KOREA, REPUBLIC OF	15.253	27.804	82,29	251.390	633.970	-6,93
TAIWAN	576.818	687.642	19,21	2.495.749	3.012.910	20,72
CHINA	25.732	51.417	99,82	415.507	893.860	115,13
MACAU	6.301	8.319	32,03	83.499	120.242	44,00
PAPUA NEW GUINEA	3.989	2.705	-32,19	13.105	27.450	109,46
THAILAND	29.414	95.962	226,25	1.056.678	2.580.408	144,20
SINGAPORE	411.149	461.132	12,16	13.284.883	11.033.454	-16,95
PHILIPPINES	113.607	232.463	104,62	1.786.756	4.879.348	173,08
MALAYSIA	99.285	157.254	58,39	3.573.027	3.167.366	-11,35
MYANMAR (FORM. BURMA)	1.436	592	-58,77	5.962	5.295	-11,19
BRUNEI DARUSSALAM	0	17	-	0	47	-
VIET NAM	368.328	264.871	-28,09	3.206.458	4.141.391	29,16
MALDIVES	0	9.537	-	0	62.520	-
INDIA	495.254	870.787	75,83	3.869.495	7.524.430	94,46
PAKISTAN	536	1.802	236,19	6.288	23.610	275,48
SRI LANKA	5.301	17.848	236,69	68.344	159.519	133,41
IRAN (ISLAMIC REPUBLIC OF)	0	1.366	-	0	13.119	-
SAUDI ARABIA	1.107	2.935	165,13	17.305	41.632	140,58
ISRAEL	0	4	-	0	625	-
KUWAIT	364	149	-59,07	9.191	5.566	-39,44
JORDAN	6.706	33.918	405,79	56.450	295.458	423,40
LEBANON	0	1.707	-	0	36.023	-
YEMEN	525	282	-46,29	3.150	335	-89,37
OMAN	22.295	16.412	-26,39	103.583	236.928	128,73
TURKEY	0	1	-	0	13	-
UNITED ARAB EMIRATES	4.935	4.630	-6,18	269.914	84.462	-68,71
QATAR	0	244	-	0	918	-
BAHRAIN	474	15.030	3.070,89	2.673	37.179	1.290,91
EGYPT	3.506	59	-98,32	26.962	3.560	-86,80
MOROCCO	95.965	105.807	10,26	737.020	1.032.435	40,08
TUNISIA	45	219	386,67	1.242	5.484	341,55

TABEL 5. PERKEMBANGAN EKSPOR INDONESIA MENURUT KOMODITI DAN NEGARA TUJUAN

JENIS BARANG	BERAT BERSIH (KG)		PERUB %	NILAI FOB (US \$)		PERUB %
	JAN-AGT 2007	JAN-AGT 2008		JAN-AGT 2007	JAN-AGT 2008	
(1)	(2)	(3)	(4)	(5)	(6)	(7)
ALGERIA	0	2	-	0	768	-
SUDAN	0	6.176	-	0	85.832	-
ETHIOPIA	1	0	-100,00	16	0	-100,00
MADAGASCAR	368	0	-100,00	3.072	0	-100,00
KENYA	47	1	-97,87	883	67	-92,41
REUNION	416	0	-100,00	497	0	-100,00
MOZAMBIQUE	0	15.023	-	0	132.658	-
GUINEA	8	0	-100,00	50	0	-100,00
ANGOLA	0	32.880	-	0	234.060	-
CONGO	182	28	-84,62	43	92	113,95
CAMEROON	90.552	43.500	-51,96	724.791	417.898	-42,34
NIGERIA	19.111	4.454	-76,69	129.291	42.552	-67,09
GABON	0	1.370	-	0	14.330	-
COTE D'IVOIRE	99.256	122.419	23,34	867.573	1.150.994	32,67
SENEGAL	71.967	97.312	35,22	416.701	723.794	73,70
BENIN	7.250	0	-100,00	63.608	0	-100,00
BURKINA FASO	27.177	0	-100,00	330.117	0	-100,00
SOUTH AFRICA	43.946	29.625	-32,59	430.876	328.308	-23,80
ZAMBIA	0	653	-	0	11.725	-
MALAWI	0	200	-	0	3.278	-
MAURITIUS	5	0	-100,00	22	0	-100,00
AUSTRALIA	179.508	126.419	-29,57	2.347.589	2.136.679	-8,98
NEW ZEALAND	17.915	10.409	-41,90	259.475	237.093	-8,63
FIJI	9.075	3.190	-64,85	59.282	28.694	-51,60
SOLOMON ISLANDS	580	0	-100,00	3.913	0	-100,00
EAST TIMOR	48	1.677	3.393,75	6.299	1.188	-81,14
UNITED STATES	237.781	220.585	-7,23	3.929.139	5.342.464	35,97
CANADA	3.500	4.279	22,26	190.464	170.766	-10,34
MEXICO	9.540	11.415	19,65	208.432	205.696	-1,31
HONDURAS	0	5	-	0	2.594	-
PANAMA	34	1	-97,06	400	1	-99,75
CUBA	59	870	1.374,58	1.530	52.258	3.315,56
SURINAME	0	550	-	0	4.400	-
CHILE	36.775	19.804	-46,15	651.517	304.178	-53,31
VENEZUELA	20	7	-65,00	428	31	-92,76
ARGENTINA	1.872	7.182	283,65	48.839	191.308	291,71
BRAZIL	2.412	10.935	353,36	244.627	1.171.915	379,06
COLOMBIA	3.181	4.596	44,48	39.986	117.482	193,81
BOLIVIA	0	100	-	0	412	-
URUGUAY	0	2	-	0	10	-
HAITI	1.035	0	-100,00	13.166	0	-100,00
UNITED KINGDOM	119.493	37.701	-68,45	1.884.341	1.231.983	-34,62
NETHERLANDS	554	1.357	144,95	29.013	93.394	221,90
FRANCE	45.168	865.416	1.815,99	1.435.252	28.566.659	1.890,36
GERMANY, FED. REP. OF	95.577	81.250	-14,99	2.999.576	2.994.266	-0,18
AUSTRIA	694	275	-60,37	40.400	19.652	-51,36
BELGIUM	1.265	138	-89,09	133	2.941	2.111,28
SWITZERLAND	284	12.959	4.463,03	23.590	95.060	302,97
DENMARK	8	83	937,50	5.200	4.417	-15,06
NORWAY	0	303	-	0	3.067	-
SWEDEN	622	2.767	344,86	19.328	96.169	397,56
FINLAND	88	0	-100,00	2.747	0	-100,00
IRELAND	0	8.202	-	0	1.173.431	-
ITALY	972	1.995	105,25	13.671	33.100	142,12
SPAIN	3.939	5.268	33,74	69.043	141.484	104,92
PORTUGAL	47.287	103.228	118,30	1.179.177	3.248.953	175,53
GREECE	0	146	-	0	784	-
DEMOCRATIC REPUBLIC OF THE CO	317	0	-100,00	2.800	0	-100,00
HUNGARY	13.267	4.835	-63,56	95.623	341.671	257,31
POLAND	37	18	-51,35	660	502	-23,94
ROMANIA	570	234	-58,95	11.183	6.846	-38,78
MOLDOVA, REPUBLIC OF	47.853	1.520	-96,82	412.916	26.310	-93,63
ESTONIA	0	1	-	0	6	-
GEORGIA	29.725	22.669	-23,74	348.184	226.939	-34,82
BOSNIA AND HERZEGOVINA	0	1.370	-	0	15.027	-
SLOVAKIA	83	672	709,64	8.991	98.112	991,22
CZECH REPUBLIC	9.951	10.286	3,37	136.730	279.052	104,09
RUSSIA FEDERATION	61	173	183,61	1.083	284	-73,78
-COKLAT OLAHAN	83.518.865	95.322.787	14,13	195.117.032	281.678.822	44,36
JAPAN	663.699	608.168	-8,37	1.998.094	2.661.440	33,20
HONG KONG	138.128	85.803	-37,88	298.672	258.634	-13,41
KOREA, REPUBLIC OF	681.458	482.663	-29,17	1.333.748	1.053.999	-20,97
TAIWAN	123.783	108.696	-12,19	270.171	239.464	-11,37
CHINA	1.942.786	4.171.415	114,71	1.662.037	3.329.844	100,35
MONGOLIA	13.999	13.999	0,00	10.800	18.650	72,69
PAPUA NEW GUINEA	4.320	4.920	13,89	6.038	8.800	45,74
THAILAND	1.779.175	1.581.094	-11,13	2.981.107	3.197.899	7,27

TABEL 5. PERKEMBANGAN EKSPOR INDONESIA MENURUT KOMODITI DAN NEGARA TUJUAN

JENIS BARANG	BERAT BERSIH (KG)		PERUB	NILAI FOB (US \$)		PERUB
	JAN-AGT 2007	JAN-AGT 2008	%	JAN-AGT 2007	JAN-AGT 2008	%
	(1)	(2)	(3)	(4)	(5)	(6)
SINGAPORE	1.410.412	974.022	-30,94	2.604.266	1.839.362	-29,37
PHILIPPINES	5.566.476	5.511.882	-0,98	4.492.569	5.587.541	24,37
MALAYSIA	7.192.618	7.221.328	0,40	5.721.387	7.757.320	35,58
MYANMAR (FORM. BURMA)	7.000	5.000	-28,57	7.531	6.390	-15,15
CAMBODIA	48	0	-100,00	295	0	-100,00
BRUNEI DARUSSALAM	108.541	100.723	-7,20	264.157	319.834	21,08
VIET NAM	107.745	262.533	143,66	107.458	324.461	201,94
MALDIVES	22.221	37.386	68,25	48.940	90.301	84,51
INDIA	786.025	1.040.112	32,33	952.921	1.640.921	72,20
PAKISTAN	530.480	424.041	-20,06	453.900	428.141	-5,68
BANGLADESH	45.874	52.589	14,64	92.889	141.851	52,71
SRI LANKA	195.323	148.476	-23,98	204.835	120.159	-41,34
IRAN (ISLAMIC REPUBLIC OF)	32.751	338.999	935,08	42.505	286.525	574,10
SAUDI ARABIA	106.929	142.088	32,88	175.047	241.965	38,23
ISRAEL	0	10.536	-	0	30.239	-
KUWAIT	152.291	179.205	17,67	296.217	418.958	41,44
JORDAN	186	3.929	2.012,37	577	13.075	2.166,03
YEMEN	42.662	127.286	198,36	61.326	237.992	288,08
OMAN	13.004	59.980	361,24	20.931	135.506	547,39
SYRIA ARAB REPUBLIC	28.000	28.000	0,00	33.893	42.140	24,33
TURKEY	606.449	434.499	-28,35	454.160	418.736	-7,80
UNITED ARAB EMIRATES	1.904.399	2.256.519	18,49	6.942.141	10.368.759	49,36
QATAR	4.639	13.724	195,84	9.355	27.909	198,33
BAHRAIN	135.944	81.355	-40,16	303.881	202.208	-33,46
EGYPT	305.200	371.599	21,76	1.190.322	1.023.408	-14,02
MOROCCO	8	0	-100,00	5	0	-100,00
ALGERIA	12.789	14.505	13,42	17.017	29.908	75,75
SUDAN	194	224	15,46	896	1.024	14,29
NAMIBIA	0	3.823	-	0	8.405	-
MADAGASCAR	144.060	34.038	-76,37	106.155	20.420	-80,76
KENYA	167.967	185.064	10,18	355.954	447.394	25,69
TOGO	0	3.618	-	0	2.498	-
GHANA	98.193	45.630	-53,53	127.691	70.980	-44,41
GUINEA	1.918	52.445	2.634,36	2.550	122.462	4.702,43
ANGOLA	2.095	47.731	2.178,33	2.280	66.549	2.818,82
CAMEROON	43.060	39.262	-8,82	67.673	80.153	18,44
NIGERIA	0	4.693	-	0	2.894	-
SIERRA LEONE	14.000	2.459	-82,44	10.640	7.700	-27,63
MAURITANIA	15.210	30.420	100,00	22.604	48.588	114,95
MALI	0	13.156	-	0	35.115	-
BENIN	1.044	2.250	115,52	750	1.665	122,00
GAMBIA	462	0	-100,00	925	0	-100,00
SEYCHELLES	3.853	0	-100,00	15.409	0	-100,00
SOUTH AFRICA	2.147.052	1.270.134	-40,84	5.046.126	2.060.380	-59,17
MAURITIUS	256.492	230.101	-10,29	528.287	487.743	-7,67
AUSTRALIA	6.847.953	6.175.930	-9,81	22.637.024	28.856.667	27,48
NEW ZEALAND	782.971	1.016.967	29,89	1.571.664	3.372.283	114,57
VANUATU	8.476	839	-90,10	22.575	1.654	-92,67
AMERICAN SAMOA	0	13.971	-	0	19.542	-
FIJI	32.939	53.676	62,96	78.843	114.232	44,89
KIRIBATI	0	43	-	0	94	-
SAMOA	0	7.265	-	0	14.824	-
SOLOMON ISLANDS	9.056	12.071	33,29	17.553	26.332	50,01
TONGA	8.169	28.008	242,86	19.164	62.670	227,02
EAST TIMOR	0	30.943	-	0	68.862	-
UNITED STATES	17.129.627	18.232.617	6,44	54.550.296	93.894.816	72,13
CANADA	980.001	100.000	-89,80	4.303.006	680.000	-84,20
MEXICO	836.000	1.032.000	23,44	550.660	1.210.584	119,84
CHILE	194.499	395.000	103,09	127.897	308.900	141,52
VENEZUELA	25.600	0	-100,00	14.080	0	-100,00
ARGENTINA	680.239	337.123	-50,44	418.325	288.348	-31,07
BRAZIL	2.370.029	2.072.183	-12,57	1.295.029	1.139.401	-12,02
COLOMBIA	100.000	1.100.000	1.000,00	50.220	533.000	961,33
URUGUAY	534.999	252.000	-52,90	236.400	150.120	-36,50
ECUADOR	0	200.000	-	0	114.600	-
PERU	80.000	0	-100,00	40.000	0	-100,00
COSTA RICA	0	20.000	-	0	9.000	-
UNITED KINGDOM	599.940	309.577	-48,40	1.639.999	235.407	-85,65
NETHERLANDS	4.717.644	5.800.588	22,96	20.298.874	33.191.125	63,51
FRANCE	6.590.297	7.490.812	13,66	29.092.394	43.772.378	50,46
GERMANY, FED. REP. OF	2.082.585	1.773.696	-14,83	4.677.430	5.353.539	14,45
BELGIUM	3.953.400	1.470.400	-62,81	10.785.157	4.121.451	-61,79
SWITZERLAND	3.688	25.602	594,20	121.585	259.281	113,25
DENMARK	600	0	-100,00	695	0	-100,00
SWEDEN	0	8.458	-	0	16.080	-
ITALY	315	720	128,57	6	2.736	45.500,00
SPAIN	6.274.570	13.727.190	118,77	2.567.732	7.461.852	190,60
PORTUGAL	2.668	1.866	-30,06	4.000	3.900	-2,50

TABEL 5. PERKEMBANGAN EKSPOR INDONESIA MENURUT KOMODITI DAN NEGARA TUJUAN

JENIS BARANG	BERAT BERSIH (KG)		PERUB	NILAI FOB (US \$)		PERUB
	JAN-AGT 2007	JAN-AGT 2008	%	JAN-AGT 2007	JAN-AGT 2008	%
(1)	(2)	(3)	(4)	(5)	(6)	(7)
GREECE	63.000	52.265	-17,04	27.090	38.265	41,25
DEMOCRATIC REPUBLIC OF THE CO	14.000	1.819	-87,01	11.130	4.738	-57,43
HUNGARY	67.807	94.198	38,92	60.004	74.647	24,40
POLAND	17.000	0	-100,00	11.220	0	-100,00
BULGARIA	216.000	65.999	-69,44	104.600	50.160	-52,05
ARMENIA	3.523	0	-100,00	5.351	0	-100,00
UKRAINE	180.498	33.500	-81,44	119.974	21.726	-81,89
UZBEKISTAN	0	25.000	-	0	21.250	-
LITHUANIA	84.000	799.975	852,35	65.240	791.473	1.113,17
LATVIA	14.000	0	-100,00	10.780	0	-100,00
ESTONIA	0	2.020.000	-	0	3.191.584	-
GEORGIA	0	1.876	-	0	3.000	-
CROATIA	42.000	80.999	92,85	25.130	72.566	188,76
BOSNIA AND HERZEGOVINA	13.500	0	-100,00	10.193	0	-100,00
MALTA	13.250	0	-100,00	12.750	0	-100,00
SLOVENIA	6.000	13.500	125,00	4.800	9.720	102,50
RUSSIA FEDERATION	377.060	1.581.989	319,56	181.030	6.149.706	3.297,06
-GULA TETES	204.291.675	540.153.847	164,40	13.059.022	37.739.525	188,99
JAPAN	6.000.000	12.037.575	100,63	441.000	767.879	74,12
HONG KONG	44.813	151.200	237,40	28.455	80.352	182,38
KOREA, REPUBLIC OF	64.402.161	73.808.897	14,61	3.846.643	4.904.289	27,50
TAIWAN	49.569.457	96.760.033	95,20	4.219.314	5.438.469	28,89
PAPUA NEW GUINEA	3.084	9.989	223,90	7.070	18.486	161,47
SINGAPORE	23.013	12.469	-45,82	19.833	46.317	133,54
PHILIPPINES	13.781.051	0	-100,00	658.242	0	-100,00
MALAYSIA	183.247	59.964	-67,28	48.357	45.365	-6,19
BRUNEI DARUSSALAM	241	0	-100,00	1.340	0	-100,00
VIET NAM	59.127.756	274.882.666	364,90	3.230.576	19.724.330	510,55
UNITED ARAB EMIRATES	0	10	-	0	13	-
KENYA	0	1.538	-	0	2.135	-
SOUTH AFRICA	0	7.000.000	-	0	476.000	-
AUSTRALIA	1.787	0	-100,00	2.490	0	-100,00
NEW ZEALAND	8.502.052	0	-100,00	365.588	0	-100,00
VANUATU	2.983	4.690	57,22	3.912	5.483	40,16
UNITED STATES	30	428	1.326,67	172	1.155	571,51
GERMANY, FED. REP. OF	0	15.000.000	-	0	1.470.000	-
SPAIN	2.650.000	60.424.388	2.180,17	186.030	4.759.252	2.458,33
-KERUPUK UDANG	4.535.161	5.505.618	21,40	7.419.412	8.933.664	20,41
JAPAN	111.651	121.236	8,58	192.008	205.505	7,03
HONG KONG	87.691	113.790	29,76	566.739	236.554	-58,26
KOREA, REPUBLIC OF	413.988	593.496	43,36	507.354	888.534	75,13
TAIWAN	79.393	66.380	-16,39	32.068	16.629	-48,14
CHINA	0	2.400	-	0	2.880	-
SINGAPORE	70.979	163.667	130,59	115.254	287.436	149,39
MALAYSIA	172.646	328.369	90,20	110.979	182.503	64,45
BRUNEI DARUSSALAM	79	260	229,11	313	215	-31,31
SAUDI ARABIA	129.832	156.745	20,73	149.787	166.984	11,48
UNITED ARAB EMIRATES	30.397	53.390	75,64	32.825	70.827	115,77
NAMIBIA	0	22.679	-	0	6.853	-
AUSTRALIA	174.935	168.874	-3,46	314.776	288.226	-8,43
NEW ZEALAND	40.217	876	-97,82	59.649	4.126	-93,08
EAST TIMOR	0	430	-	0	321	-
UNITED STATES	114.799	176.427	53,68	302.512	426.655	41,04
CANADA	7.995	10.046	25,65	16.366	19.800	20,98
UNITED KINGDOM	461.530	650.420	40,93	675.001	911.400	35,02
NETHERLANDS	2.366.781	2.491.047	5,25	3.900.029	4.489.816	15,12
FRANCE	137.932	290.838	110,86	298.014	613.387	105,82
BELGIUM	90.346	70.350	-22,13	85.647	82.012	-4,24
SPAIN	11.520	12.600	9,38	21.311	20.590	-3,38
ROMANIA	13.600	11.298	-16,93	14.652	12.411	-15,29
ESTONIA	18.850	0	-100,00	24.128	0	-100,00
-BUAH/SAYURAN OLAHAN	274.322.034	340.172.776	24,00	171.071.510	264.426.139	54,57
JAPAN	12.056.449	12.311.855	2,12	10.664.275	12.162.038	14,04
HONG KONG	1.717.626	697.995	-59,36	2.026.833	942.918	-53,48
KOREA, REPUBLIC OF	3.742.768	4.347.617	16,16	2.241.699	4.118.716	83,73
TAIWAN	11.367.312	18.093.618	59,17	3.542.994	3.478.463	-1,82
CHINA	7.712.201	4.521.489	-41,37	1.641.651	1.695.599	3,29
PAPUA NEW GUINEA	53	410	673,58	187	1.377	636,36
THAILAND	38.759	128.568	231,71	67.640	240.359	255,35
SINGAPORE	56.393.364	41.322.655	-26,72	39.168.658	37.244.392	-4,91
PHILIPPINES	9.398.604	419.457	-95,54	3.471.038	637.988	-81,62
MALAYSIA	46.576.687	37.868.872	-18,70	7.877.995	7.177.352	-8,89
CAMBODIA	13.937	495	-96,45	1.076	980	-8,92
BRUNEI DARUSSALAM	153.163	200.149	30,68	263.429	302.550	14,85
NEPAL	97.628	954	-99,02	157.183	579	-99,63

TABEL 5. PERKEMBANGAN EKSPOR INDONESIA MENURUT KOMODITI DAN NEGARA TUJUAN

JENIS BARANG	BERAT BERSIH (KG)		PERUB	NILAI FOB (US \$)		PERUB
	JAN-AGT 2007	JAN-AGT 2008	%	JAN-AGT 2007	JAN-AGT 2008	%
	(1)	(2)	(3)	(4)	(5)	(6)
VIET NAM	5.448.034	5.915.969	8,59	3.843.075	5.353.951	39,31
MALDIVES	29.708	29.949	0,81	40.931	43.400	6,03
INDIA	23.788.439	18.648.768	-21,61	15.690.106	16.116.713	2,72
PAKISTAN	3.732.367	3.383.474	-9,35	1.558.915	1.362.860	-12,58
BANGLADESH	0	328	-	0	1.092	-
SRI LANKA	74.948	36.199	-51,70	54.288	45.348	-16,47
IRAN (ISLAMIC REPUBLIC OF)	195.876	330.984	68,98	66.952	427.570	538,62
SAUDI ARABIA	774.611	1.713.048	121,15	732.313	1.945.575	165,68
ISRAEL	0	1.417.556	-	0	1.726.801	-
KUWAIT	176.899	54.525	-69,18	129.791	84.871	-34,61
JORDAN	384.023	304.364	-20,74	452.718	601.532	32,87
LEBANON	280.451	228.729	-18,44	1.017.248	843.437	-17,09
YEMEN	700	30.952	4.321,71	10.848	59.225	445,95
OMAN	3.409	2.919	-14,37	3.350	13.233	295,01
SYRIA ARAB REPUBLIC	245.293	296.453	20,86	692.255	1.134.984	63,95
TURKEY	781.425	589.619	-24,55	522.336	775.393	48,45
UNITED ARAB EMIRATES	1.737.055	1.961.702	12,93	1.435.806	2.534.401	76,51
QATAR	25.158	103.973	313,28	14.592	179.963	1.133,30
BAHRAIN	135.272	172.538	27,55	101.231	249.216	146,19
CYPRUS	12.500	25.000	100,00	9.375	27.500	193,33
EGYPT	1.426.362	820.455	-42,48	874.275	824.193	-5,73
LIBYAN ARAB JAMAHIRIYA	0	106.920	-	0	82.002	-
MOROCCO	112.500	112.500	0,00	76.063	164.000	115,61
TUNISIA	26.000	52.000	100,00	5.000	10.000	100,00
ALGERIA	139.530	75.000	-46,25	98.923	98.750	-0,17
SUDAN	0	44.251	-	0	72.809	-
KENYA	12.500	0	-100,00	2.500	0	-100,00
ANGOLA	26.000	37.500	44,23	14.000	57.750	312,50
NIGERIA	30.124	25.000	-17,01	15.519	27.500	77,20
SIERRA LEONE	17.730	0	-100,00	7.920	0	-100,00
SEYCHELLES	3.081	0	-100,00	1.105	0	-100,00
UGANDA	0	750	-	0	2.060	-
SOUTH AFRICA	888.458	2.296.782	158,51	612.812	2.224.190	262,95
MAURITIUS	100.890	64.791	-35,78	74.515	85.954	15,35
AUSTRALIA	1.258.243	1.704.211	35,44	1.218.093	2.307.171	89,41
NEW ZEALAND	3.070.999	163.923	-94,66	676.910	201.802	-70,19
MICRONESIA, FEDERATED STATES (0	80	-	0	131	-
NEW CALEDONIA	21.488	15.000	-30,19	18.520	18.000	-2,81
VANUATU	2.148	3.042	41,62	8.049	4.996	-37,93
AMERICAN SAMOA	0	2.318	-	0	9.896	-
FIJI	1.333	4.927	269,62	2.317	14.026	505,35
KIRIBATI	0	817	-	0	1.760	-
SAMOA	0	2.271	-	0	5.206	-
SOLOMON ISLANDS	5.344	44.722	736,86	15.140	63.300	318,10
TONGA	0	641	-	0	1.248	-
EAST TIMOR	0	84.067	-	0	47.287	-
UNITED STATES	28.658.556	57.078.640	99,17	33.978.372	58.550.975	72,32
CANADA	256.724	417.639	62,68	674.983	1.184.663	75,51
MEXICO	290.439	922.772	217,72	336.009	633.855	88,64
PANAMA	0	79.823	-	0	78.484	-
SURINAME	1.563	0	-100,00	6.039	0	-100,00
CHILE	1.285.135	2.753.408	114,25	724.164	2.148.567	196,70
ARGENTINA	3.795.048	11.712.161	208,62	2.510.741	8.951.372	256,52
BRAZIL	691.500	466.000	-32,61	601.042	567.677	-5,55
URUGUAY	592.968	298.274	-49,70	369.061	324.227	-12,15
PARAGUAY	212.500	137.500	-35,29	110.438	175.000	58,46
PERU	248.972	568.267	128,25	110.906	419.008	277,80
JAMAICA	0	90.140	-	0	94.360	-
PUERTO RICO	0	158.848	-	0	147.733	-
DOMINICAN REPUBLIC	12.500	0	-100,00	7.625	0	-100,00
COSTA RICA	25.000	118.540	374,16	15.250	136.216	793,22
DOMINICA	12.475	0	-100,00	7.610	0	-100,00
FRENCH POLYNESIA	50.000	0	-100,00	41.800	0	-100,00
UNITED KINGDOM	1.548.401	3.622.795	133,97	1.474.117	2.804.823	90,27
NETHERLANDS	7.315.005	16.674.460	127,95	3.931.005	9.780.789	148,81
FRANCE	1.584.437	3.985.196	151,52	1.302.104	3.536.558	171,60
GERMANY, FED. REP. OF	12.257.992	26.408.303	115,44	8.093.744	16.460.586	103,37
AUSTRIA	1.271.271	3.784.307	197,68	731.317	2.945.020	302,70
BELGIUM	1.186.950	4.801.692	304,54	968.327	4.651.558	380,37
SWITZERLAND	0	49.249	-	0	39.098	-
DENMARK	221.172	894.095	304,25	127.953	866.087	576,88
NORWAY	206.414	623.294	201,96	203.984	805.349	294,81
SWEDEN	377.028	1.291.755	242,62	288.537	1.000.131	246,62
FINLAND	1.275.861	4.489.974	251,92	640.815	3.574.820	457,86
IRELAND	73.000	12.500	-82,88	30.055	11.875	-60,49
ITALY	1.537.935	6.103.101	296,84	1.021.404	5.338.047	422,62
SPAIN	5.414.665	22.399.797	313,69	5.062.112	22.822.418	350,85
PORTUGAL	201.550	458.360	127,42	135.781	647.279	376,71

TABEL 5. PERKEMBANGAN EKSPOR INDONESIA MENURUT KOMODITI DAN NEGARA TUJUAN

JENIS BARANG	BERAT BERSIH (KG)		PERUB	NILAI FOB (US \$)		PERUB
	JAN-AGT 2007	JAN-AGT 2008	%	JAN-AGT 2007	JAN-AGT 2008	%
	(1)	(2)	(3)	(4)	(5)	(6)
GREECE	977.621	2.187.668	123,77	377.311	1.651.163	337,61
HUNGARY	100.425	75.500	-24,82	66.249	116.790	76,29
POLAND	1.879.597	1.370.877	-27,07	1.357.672	1.842.442	35,71
ROMANIA	0	733.061	-	0	520.812	-
BULGARIA	511.021	26.000	-94,91	471.473	5.000	-98,94
YUGOSLAVIA	87.876	278.502	216,93	42.270	163.920	287,79
ARMENIA	12.500	0	-100,00	10.125	0	-100,00
BELARUS	0	92.040	-	0	68.640	-
KAZAKHSTAN	142.000	25.000	-82,39	113.225	28.000	-75,27
UKRAINE	674.923	1.185.909	75,71	419.316	891.838	112,69
UZBEKISTAN	12.500	0	-100,00	7.625	0	-100,00
LITHUANIA	71.876	68.155	-5,18	48.313	70.232	45,37
LATVIA	402.400	0	-100,00	286.318	0	-100,00
ESTONIA	0	183.800	-	0	65.561	-
GEORGIA	26.850	139.000	417,69	5.961	81.250	1.263,03
CROATIA	66.637	71.781	7,72	53.431	76.207	42,63
BOSNIA AND HERZEGOVINA	33.000	44.500	34,85	17.200	60.830	253,66
SLOVAKIA	25.000	0	-100,00	20.000	0	-100,00
SLOVENIA	349.050	280.674	-19,59	242.924	184.910	-23,88
CZECH REPUBLIC	92.617	24.494	-73,55	79.404	35.884	-54,81
RUSSIA FEDERATION	4.013.631	2.161.774	-46,14	2.724.949	2.011.678	-26,18
-MINUMAN OLAHAN	47.358.018	77.819.039	64,32	26.267.921	50.944.288	93,94
JAPAN	16.930.481	16.207.198	-4,27	7.817.535	8.265.717	5,73
HONG KONG	1.181.188	2.203.143	86,52	1.551.518	2.872.216	85,12
KOREA, REPUBLIC OF	29.645	38.490	29,84	45.862	55.162	20,28
TAIWAN	710.742	1.403.241	97,43	495.918	1.206.445	143,28
CHINA	2.599	247.310	9.415,58	2.484	207.943	8.271,30
MONGOLIA	16.981	28.165	65,86	9.774	21.256	117,47
PAPUA NEW GUINEA	298.445	336.568	12,77	2.462.495	3.379.754	37,25
THAILAND	1.005.852	1.694.045	68,42	597.414	1.143.657	91,43
SINGAPORE	14.247.594	22.615.063	58,73	5.107.197	10.835.681	112,16
PHILIPPINES	1.120.277	1.755.278	56,68	665.101	1.101.068	65,55
MALAYSIA	1.791.619	3.353.462	87,17	1.582.859	5.385.515	240,24
CAMBODIA	0	216.973	-	0	288.378	-
BRUNEI DARUSSALAM	987.509	1.175.296	19,02	529.568	997.714	88,40
VIET NAM	748.705	1.535.642	105,11	877.480	2.846.636	224,41
MALDIVES	246.632	193.630	-21,49	190.732	183.010	-4,05
INDIA	17.977	10.697	-40,50	11.288	22.963	103,43
PAKISTAN	0	20.402	-	0	7.682	-
BANGLADESH	1.801	6.570	264,80	910	3.589	294,40
SRI LANKA	0	56.400	-	0	49.430	-
AFGHANISTAN	12.040	0	-100,00	28.560	0	-100,00
SAUDI ARABIA	205.421	369.502	79,88	103.948	116.048	11,64
JORDAN	10.017	32.562	225,07	33.890	92.199	172,05
LEBANON	24.588	0	-100,00	78.790	0	-100,00
YEMEN	210	14.780	6.938,10	276	3.695	1.238,77
OMAN	676.197	91.378	-86,49	442.616	59.813	-86,49
TURKEY	9.600	0	-100,00	29.270	0	-100,00
UNITED ARAB EMIRATES	991.020	6.521.417	558,05	1.099.330	4.563.900	315,15
QATAR	57.239	28.208	-50,72	30.325	136.253	349,31
BAHRAIN	36.552	0	-100,00	23.926	0	-100,00
EGYPT	0	166.488	-	0	79.977	-
LIBYAN ARAB JAMAHIRIYA	4.920	16.735	240,14	83.718	90.448	8,04
KENYA	0	5.358	-	0	125.000	-
TOGO	35.876	48.664	35,64	25.662	38.440	49,79
GHANA	17.664	35.328	100,00	13.455	28.750	113,68
NIGERIA	0	17.681	-	0	6.672	-
SIERRA LEONE	35.328	35.339	0,03	26.910	27.830	3,42
COTE D'IVOIRE	0	5.570	-	0	3.220	-
SENEGAL	14.410	0	-100,00	7.281	0	-100,00
BENIN	51.987	68.477	31,72	35.908	50.550	40,78
GAMBIA	2.311	1.796	-22,28	4.694	3.403	-27,50
UGANDA	419	68	-83,77	255	215	-15,69
CENTRAL AFRICAN REPUBLIC	2.653	0	-100,00	6.878	0	-100,00
SOUTH AFRICA	17.932	71.730	300,01	9.563	55.354	478,84
COMOROS	4.544	0	-100,00	800	0	-100,00
MAURITIUS	0	110	-	0	709	-
AUSTRALIA	4.464.762	4.563.687	2,22	1.097.296	3.496.194	218,62
NEW ZEALAND	4.711	4.453	-5,48	13.706	14.896	8,68
MICRONESIA, FEDERATED STATES (5.127	34.822	579,19	10.767	5.736	-46,73
GUAM	9.692	9.568	-1,28	9.540	10.800	13,21
NORTHERN MARIANA ISLANDS	163	0	-100,00	360	0	-100,00
VANUATU	188.285	170.345	-9,53	55.958	33.587	-39,98
AMERICAN SAMOA	79.419	117.058	47,39	14.438	56.967	294,56
FIJI	27.146	1.211	-95,54	8.951	2.000	-77,66
MARSHALL ISLANDS	0	17.957	-	0	2.085	-
SAMOA	2.887	3.041	5,33	4.572	4.235	-7,37

TABEL 5. PERKEMBANGAN EKSPOR INDONESIA MENURUT KOMODITI DAN NEGARA TUJUAN

JENIS BARANG	BERAT BERSIH (KG)		PERUB	NILAI FOB (US \$)		PERUB
	JAN-AGT 2007	JAN-AGT 2008	%	JAN-AGT 2007	JAN-AGT 2008	%
	(1)	(2)	(3)	(4)	(5)	(6)
SOLOMON ISLANDS	597.947	372.818	-37,65	254.678	129.849	-49,01
TONGA	11.741	84.988	623,86	17.477	55.324	216,55
EAST TIMOR	6.603	9.771.920	147.892,12	1.860	1.540.144	82.703,44
UNITED STATES	117.188	93.421	-20,28	123.510	34.761	-71,86
CANADA	19.709	3.065	-84,45	37.050	9.695	-73,83
SURINAME	18.127	0	-100,00	8.980	0	-100,00
DOMINICAN REPUBLIC	9.550	0	-100,00	10.200	0	-100,00
CAPE VERDE	15.293	0	-100,00	8.424	0	-100,00
DOMINICA	2.171	0	-100,00	2.194	0	-100,00
UNITED KINGDOM	9.634	9.564	-0,73	9.131	10.020	9,74
NETHERLANDS	163.822	332.831	103,17	228.717	659.429	188,32
FRANCE	300	0	-100,00	15	0	-100,00
GERMANY, FED. REP. OF	514	1.250	143,19	622	35.647	5.631,03
NORWAY	0	11.520	-	0	11.952	-
SWEDEN	298	1.427.195	478.824,50	400	453.126	113.181,50
IRELAND	169	306	81,07	104	156	50,00
ITALY	26	0	-100,00	5	0	-100,00
SPAIN	39.452	0	-100,00	239.163	0	-100,00
PORTUGAL	0	159.255	-	0	21.393	-
GREECE	6.028	0	-100,00	43.113	0	-100,00
BULGARIA	8.279	0	-100,00	32.500	0	-100,00
-ROKOK DAN TEMBAKAU OLAHAN	48.708.282	58.373.605	19,84	245.904.396	293.123.842	19,20
JAPAN	244.749	126.333	-48,38	3.379.344	1.498.962	-55,64
HONG KONG	9.494	14.145	48,99	133.256	83.783	-37,13
KOREA, DEMOCRATIC PEOPLE'S REP	48	0	-100,00	246	0	-100,00
KOREA, REPUBLIC OF	6.584	1.660	-74,79	44.124	13.564	-69,26
TAIWAN	9.579	7.814	-18,43	56.056	65.120	16,17
CHINA	1.349	31.195	2.212,45	7.110	236.004	3.219,32
MACAU	48.026	47.000	-2,14	219.194	211.910	-3,32
THAILAND	4.144.605	5.310.752	28,14	15.269.462	22.282.815	45,93
SINGAPORE	3.863.029	8.082.093	109,22	47.826.308	68.835.069	43,93
PHILIPPINES	2.096.976	726.296	-65,36	9.390.479	4.421.615	-52,91
MALAYSIA	6.385.327	7.014.968	9,86	42.326.516	49.372.690	16,65
CAMBODIA	14.584.700	18.700.034	28,22	53.440.575	78.479.641	46,85
BRUNEI DARUSSALAM	25.054	49.428	97,29	196.510	450.645	129,32
LAO PEOPLE'S DEMOCRATIC REPUB	77	169	119,48	290	1.212	317,93
VIET NAM	1.772.804	1.270.487	-28,33	10.196.538	9.850.885	-3,39
INDIA	0	3.283	-	0	5.136	-
PAKISTAN	213.259	715	-99,66	901.799	3.386	-99,62
SRI LANKA	52.227	21.707	-58,44	918.950	299.675	-67,39
IRAN (ISLAMIC REPUBLIC OF)	0	27.231	-	0	298.344	-
SAUDI ARABIA	96.361	127.254	32,06	1.582.205	1.489.145	-5,88
JORDAN	316.888	143.785	-54,63	1.207.935	568.047	-52,97
LEBANON	51.072	50.905	-0,33	194.040	200.940	3,56
YEMEN	0	82	-	0	94	-
SYRIA ARAB REPUBLIC	0	742	-	0	5.712	-
TURKEY	2.204.959	1.254.072	-43,12	8.744.500	4.999.200	-42,83
UNITED ARAB EMIRATES	157.203	420.075	167,22	1.289.397	1.998.092	54,96
QATAR	2.434	3.894	59,98	24.278	36.391	49,89
BAHRAIN	0	946	-	0	18.852	-
CYPRUS	68	2.111	3.004,41	1.540	38.640	2.409,09
EGYPT	127.928	336.096	162,72	186.962	577.660	208,97
TUNISIA	52.115	19.805	-62,00	85.570	41.789	-51,16
ALGERIA	70.000	0	-100,00	101.500	0	-100,00
KENYA	0	134.318	-	0	384.358	-
NIGERIA	0	11	-	0	60	-
SOUTH AFRICA	40.473	40.279	-0,48	34.771	37.815	8,75
AUSTRALIA	1.605.758	489.219	-69,53	5.362.544	2.062.406	-61,54
EAST TIMOR	0	162.403	-	0	2.099.027	-
UNITED STATES	3.440.344	4.725.258	37,35	11.072.847	14.175.326	28,02
CANADA	37.472	1.464	-96,09	193.145	28.481	-85,25
MEXICO	0	89	-	0	487	-
HONDURAS	26.515	0	-100,00	48.150	0	-100,00
NICARAGUA	72.202	23.374	-67,63	187.066	101.993	-45,48
PANAMA	9.022	7.175	-20,47	106.150	24.600	-76,83
SURINAME	920	0	-100,00	5.008	0	-100,00
ARGENTINA	67	0	-100,00	2.502	0	-100,00
BRAZIL	120.397	73.466	-38,98	602.377	445.513	-26,04
COLOMBIA	0	960	-	0	14.573	-
BOLIVIA	5.010	5.353	6,85	56.400	57.575	2,08
PARAGUAY	204.076	318.913	56,27	1.986.510	2.057.186	3,56
PERU	0	746	-	0	5.850	-
PUERTO RICO	594.022	882.000	48,48	891.040	1.228.536	37,88
DOMINICAN REPUBLIC	176.008	0	-100,00	2.917.916	0	-100,00
ARUBA	95	143	50,53	403	605	50,12
FRENCH POLYNESIA	0	249	-	0	1.173	-
NETHERLANDS ANTILLES	0	96	-	0	403	-

TABEL 5. PERKEMBANGAN EKSPOR INDONESIA MENURUT KOMODITI DAN NEGARA TUJUAN

JENIS BARANG	BERAT BERSIH (KG)		PERUB	NILAI FOB (US \$)		PERUB
	JAN-AGT 2007	JAN-AGT 2008	%	JAN-AGT 2007	JAN-AGT 2008	%
(1)	(2)	(3)	(4)	(5)	(6)	(7)
NORFOLK ISLANDS	0	118.800	-	0	5.940	-
UNITED KINGDOM	435	54.653	12.463,91	6.910	155.871	2.155,73
NETHERLANDS	1.015.617	678.765	-33,17	5.234.014	3.946.130	-24,61
FRANCE	39.143	335.819	757,93	48.295	270.182	459,44
GERMANY, FED. REP. OF	1.415.492	761.244	-46,22	6.558.120	3.554.027	-45,81
AUSTRIA	1.402	3.180	126,82	18.485	34.600	87,18
BELGIUM	1.318.064	2.608.524	97,91	5.249.599	8.775.993	67,17
SWITZERLAND	82.303	78.426	-4,71	162.826	162.771	-0,03
DENMARK	91.163	283.288	210,75	1.709.032	2.225.300	30,21
NORWAY	118.928	59	-99,95	350.844	2.267	-99,35
SWEDEN	0	54.673	-	0	434.902	-
ITALY	11.967	802.099	6.602,59	48.208	2.237.377	4.541,09
SPAIN	150.764	45.148	-70,05	2.103.674	332.302	-84,20
PORTUGAL	43.200	0	-100,00	184.086	0	-100,00
GREECE	0	87	-	0	619	-
HUNGARY	1.012	1.980	95,65	16.368	32.435	98,16
POLAND	216.594	23.716	-89,05	1.122.898	70.478	-93,72
ROMANIA	19.800	1.386	-93,00	98.208	22.680	-76,91
KAZAKHSTAN	19.800	0	-100,00	9.900	0	-100,00
UKRAINE	76.299	53.552	-29,81	62.900	58.371	-7,20
LITHUANIA	75	140.000	186.566,67	1.992	56.000	2.711,24
CZECH REPUBLIC	1.542	2.158	39,95	25.832	26.195	1,41
RUSSIA FEDERATION	1.215.386	1.665.455	37,03	1.700.692	1.608.417	-5,43
-DAGING TERNAK	3.144.732	3.017.115	-4,06	12.405.563	12.745.920	2,74
JAPAN	4.360	37.126	751,51	41.674	159.054	281,66
HONG KONG	108.185	156.455	44,62	159.085	296.479	86,37
KOREA, REPUBLIC OF	20.618	33.893	64,39	160.869	211.043	31,19
TAIWAN	0	2.750	-	0	2.875	-
SINGAPORE	17.762	17.140	-3,50	60.048	30.519	-49,18
PHILIPPINES	40.000	0	-100,00	10.000	0	-100,00
MALAYSIA	19.899	35.920	80,51	24.174	25.532	5,62
AUSTRALIA	0	20	-	0	28	-
UNITED STATES	3.294	0	-100,00	29.071	0	-100,00
CANADA	38.532	21.648	-43,82	190.583	109.498	-42,55
UNITED KINGDOM	1.521	0	-100,00	16.166	0	-100,00
NETHERLANDS	713.548	638.239	-10,55	2.933.870	2.815.563	-4,03
FRANCE	647.288	370.643	-42,74	2.900.073	1.708.025	-41,10
BELGIUM	1.480.904	1.630.565	10,11	5.671.914	7.058.434	24,45
SWITZERLAND	34.671	33.352	-3,80	141.244	153.567	8,72
SPAIN	14.150	31.624	123,49	66.792	134.971	102,08
CROATIA	0	7.740	-	0	40.332	-
-DAGING UNGGAS	57.828	80.000	38,34	38.184	85.500	123,92
HONG KONG	26.000	0	-100,00	7.800	0	-100,00
VIET NAM	0	80.000	-	0	85.500	-
UNITED STATES	31.800	0	-100,00	13.984	0	-100,00
CANADA	28	0	-100,00	16.400	0	-100,00
-IKAN OLAHAN	121.354.099	129.563.912	6,77	400.289.736	524.240.780	30,97
JAPAN	25.533.795	21.615.158	-15,35	80.951.474	90.829.942	12,20
HONG KONG	1.364.785	1.238.803	-9,23	7.788.988	7.304.796	-6,22
KOREA, REPUBLIC OF	2.255.504	5.823.425	158,19	2.918.744	12.859.105	340,57
TAIWAN	1.858.680	2.848.591	53,26	2.497.164	4.674.846	87,21
CHINA	1.684.241	1.177.916	-30,06	1.698.866	623.183	-63,32
THAILAND	4.959.692	3.903.627	-21,29	2.021.574	4.375.823	116,46
SINGAPORE	5.068.518	5.654.744	11,57	8.227.381	10.986.512	33,54
PHILIPPINES	81.200	160.219	97,31	108.215	191.549	77,01
MALAYSIA	4.042.917	4.243.816	4,97	5.371.244	8.092.104	50,66
CAMBODIA	12.943	60.011	363,66	4.175	18.037	332,02
BRUNEI DARUSSALAM	2.946	3.990	35,44	2.600	4.800	84,62
VIET NAM	752.686	772.532	2,64	1.231.666	3.058.465	148,32
MALDIVES	1.604	2.351	46,57	2.458	4.944	101,14
BANGLADESH	360.000	0	-100,00	122.670	0	-100,00
SRI LANKA	3.986.658	4.138.563	3,81	2.984.272	3.699.936	23,98
IRAN (ISLAMIC REPUBLIC OF)	40.000	0	-100,00	132.400	0	-100,00
SAUDI ARABIA	2.527.804	3.099.068	22,60	8.321.064	12.619.377	51,66
ISRAEL	0	238.817	-	0	534.881	-
KUWAIT	107.832	4.213	-96,09	188.037	36.508	-80,58
JORDAN	1.931.899	970.325	-49,77	5.489.321	3.591.298	-34,58
LEBANON	20.919	57.469	174,72	94.343	240.993	155,44
YEMEN	409.040	697.340	70,48	825.285	1.919.064	132,53
OMAN	90.936	50.000	-45,02	123.840	48.000	-61,24
SYRIA ARAB REPUBLIC	57.000	57.000	0,00	105.750	113.733	7,55
TURKEY	0	13.808	-	0	57.108	-
UNITED ARAB EMIRATES	113.231	161.668	42,78	465.845	454.961	-2,34
QATAR	18.783	1.090	-94,20	46.239	3.052	-93,40
CYPRUS	4.006	7.222	80,28	11.000	19.941	81,28

TABEL 5. PERKEMBANGAN EKSPOR INDONESIA MENURUT KOMODITI DAN NEGARA TUJUAN

JENIS BARANG	BERAT BERSIH (KG)		PERUB	NILAI FOB (US \$)		PERUB
	JAN-AGT 2007	JAN-AGT 2008	%	JAN-AGT 2007	JAN-AGT 2008	%
	(1)	(2)	(3)	(4)	(5)	(6)
EGYPT	407.687	0	-100,00	769.124	0	-100,00
LIBYAN ARAB JAMAHIRIYA	2.670.771	1.860.253	-30,35	6.863.541	6.403.698	-6,70
MOROCCO	45.583	102.289	124,40	60.500	178.979	195,83
TUNISIA	0	90.383	-	0	279.027	-
ALGERIA	50.060	78.000	55,81	100.646	230.550	129,07
SUDAN	0	19.000	-	0	39.786	-
NAMIBIA	89.190	215.727	141,87	274.263	248.553	-9,37
TANZANIA, UNITED REPUBLIC OF	0	48.850	-	0	51.500	-
MADAGASCAR	15.500	62.000	300,00	14.000	99.600	611,43
KENYA	19.000	0	-100,00	36.567	0	-100,00
REUNION	68.956	88.105	27,77	353.704	367.713	3,96
EQUATORIAL GUINEA	46.500	77.500	66,67	46.100	124.500	170,07
TOGO	170.445	173.190	1,61	165.906	275.440	66,02
GHANA	2.440.091	1.593.960	-34,68	2.443.209	1.905.140	-22,02
LIBERIA	61.868	134.613	117,58	56.586	245.585	334,00
ANGOLA	48.848	414.084	747,70	46.343	631.962	1.263,66
CONGO	119.940	64.500	-46,22	116.200	118.400	1,89
CAMEROON	413.292	434.545	5,14	426.180	691.885	62,35
NIGERIA	15.500	220.498	1.322,57	17.200	400.754	2.229,97
SIERRA LEONE	0	108.500	-	0	164.200	-
GABON	151.367	204.094	34,83	142.604	325.321	128,13
COTE D'IVOIRE	106.872	270.224	152,85	127.372	484.124	280,09
SENEGAL	114.184	15.042	-86,83	101.210	31.130	-69,24
MAURITANIA	0	18.000	-	0	40.320	-
BENIN	77.500	527.000	580,00	71.274	577.360	710,06
SAO TOME AND PRINCIPE	86.079	0	-100,00	74.988	0	-100,00
SOUTH AFRICA	334.360	430.765	28,83	672.968	829.745	23,30
ZIMBABWE	0	31.000	-	0	49.200	-
MALAWI	0	30.998	-	0	34.674	-
COMOROS	0	35.500	-	0	95.000	-
MAURITIUS	120.664	183.550	52,12	167.798	269.150	60,40
AUSTRALIA	1.219.222	1.233.982	1,21	4.683.811	5.234.288	11,75
NEW ZEALAND	119.385	24.866	-79,17	359.217	96.753	-73,07
GUAM	26.000	0	-100,00	20.800	0	-100,00
BRITISH INDIAN OCEAN TERRITORY	0	19.000	-	0	40.104	-
FIJI	115.495	0	-100,00	122.135	0	-100,00
SAMOA	0	146.472	-	0	174.200	-
EAST TIMOR	39.999	582.488	1.356,26	140.150	681.897	386,55
UNITED STATES	35.361.361	42.373.726	19,83	189.224.770	258.002.675	36,35
CANADA	1.687.813	1.147.093	-32,04	6.205.719	5.614.696	-9,52
MEXICO	453.953	450.902	-0,67	1.403.429	1.450.592	3,36
PANAMA	14.378	11.000	-23,49	67.375	33.500	-50,28
SURINAME	16.194	0	-100,00	13.514	0	-100,00
CHILE	10.713	0	-100,00	6.113	0	-100,00
BOLIVIA	17.396	0	-100,00	59.857	0	-100,00
BAHAMAS	33.930	0	-100,00	116.604	0	-100,00
PUERTO RICO	308.286	338.642	9,85	1.356.914	1.862.794	37,28
DOMINICAN REPUBLIC	25.400	76.060	199,45	118.531	184.490	55,65
EL SALVADOR	0	30.999	-	0	38.200	-
DOMINICA	3.262	0	-100,00	3.298	0	-100,00
MARTINIQUE	121.196	0	-100,00	342.002	0	-100,00
NETHERLANDS ANTILLES	0	7.982	-	0	33.183	-
UNITED KINGDOM	2.170.577	2.159.941	-0,49	9.185.238	11.762.372	28,06
NETHERLANDS	1.646.789	3.707.595	125,14	5.431.564	16.319.246	200,45
FRANCE	996.064	1.074.019	7,83	1.530.507	2.652.363	73,30
GERMANY, FED. REP. OF	6.792.355	5.581.106	-17,83	14.818.721	16.077.530	8,49
AUSTRIA	15.857	16.368	3,22	34.360	27.020	-21,36
BELGIUM	2.722.664	2.374.162	-12,80	13.565.014	12.008.863	-11,47
SWITZERLAND	0	28	-	0	64	-
DENMARK	294.811	126.847	-56,97	1.232.659	542.893	-55,96
SWEDEN	96.377	157.322	63,24	609.685	461.109	-24,37
FINLAND	17.660	20.000	13,25	45.303	256.000	465,08
IRELAND	0	216.018	-	0	1.557.985	-
ITALY	271.788	405.286	49,12	575.763	1.175.347	104,14
SPAIN	424.185	289.567	-31,74	1.664.093	1.269.244	-23,73
PORTUGAL	10.000	24.622	146,22	5.000	9.410	88,20
GREECE	15.363	60.129	291,39	37.919	262.897	593,31
DEMOCRATIC REPUBLIC OF THE CO	206.019	595.422	189,01	199.934	872.564	336,43
POLAND	178.075	53.779	-69,80	404.669	149.622	-63,03
BULGARIA	237.606	326.498	37,41	501.083	903.668	80,34
ALBANIA	0	15.345	-	0	62.100	-
UKRAINE	74.265	90.708	22,14	134.266	232.598	73,24
LITHUANIA	10.317	0	-100,00	78.535	0	-100,00
ESTONIA	0	18.000	-	0	63.000	-
CROATIA	20.000	129.922	549,61	62.150	389.566	526,82
SLOVAKIA	0	22.499	-	0	11.725	-
SLOVENIA	81.789	180.944	121,23	143.122	451.620	215,55
RUSSIA FEDERATION	535.679	940.637	75,60	903.014	1.718.348	90,29

TABEL 5. PERKEMBANGAN EKSPOR INDONESIA MENURUT KOMODITI DAN NEGARA TUJUAN

JENIS BARANG	BERAT BERSIH (KG)		PERUB	NILAI FOB (US \$)		PERUB
	JAN-AGT 2007	JAN-AGT 2008	%	JAN-AGT 2007	JAN-AGT 2008	%
(1)	(2)	(3)	(4)	(5)	(6)	(7)
-BERAS GILING	144.733	297.804	105,76	80.973	237.639	193,48
JAPAN	33.844	467	-98,62	9.625	447	-95,36
HONG KONG	246	16.173	6.474,39	432	34.210	7.818,98
KOREA, REPUBLIC OF	2	0	-100,00	2	0	-100,00
TAIWAN	0	43.200	-	0	37.368	-
SINGAPORE	45.500	117.500	158,24	37.902	94.024	148,07
MALAYSIA	64.818	119.734	84,72	32.899	70.876	115,44
SAUDI ARABIA	0	730	-	0	714	-
UNITED ARAB EMIRATES	2	0	-100,00	10	0	-100,00
SUDAN	312	0	-100,00	98	0	-100,00
FRANCE	9	0	-100,00	5	0	-100,00
-KOPI OLAHAN	99.827	75.820	-24,05	226.676	239.717	5,75
JAPAN	634	1	-99,84	3.011	2	-99,93
HONG KONG	2.375	0	-100,00	2.500	0	-100,00
KOREA, REPUBLIC OF	3.525	0	-100,00	12.419	0	-100,00
TAIWAN	0	18.000	-	0	55.375	-
CHINA	10.430	0	-100,00	31.757	0	-100,00
SINGAPORE	69.025	9	-99,99	113.670	80	-99,93
PHILIPPINES	1.440	0	-100,00	7.500	0	-100,00
MALAYSIA	0	15.000	-	0	43.635	-
IRAN (ISLAMIC REPUBLIC OF)	11.000	0	-100,00	54.120	0	-100,00
LEBANON	0	8.310	-	0	22.050	-
UNITED STATES	1.398	18.000	1.187,55	1.699	61.650	3.528,61
BELGIUM	0	16.500	-	0	56.925	-
-TEH OLAHAN	22.556.151	9.442.430	-58,14	41.208.586	23.633.900	-42,65
JAPAN	401.008	141.804	-64,64	760.681	310.986	-59,12
HONG KONG	1.628	923	-43,30	14.782	6.491	-56,09
KOREA, REPUBLIC OF	5.949	3.927	-33,99	14.283	10.519	-26,35
TAIWAN	364.073	409.043	12,35	902.182	958.825	6,28
CHINA	72.519	156.141	115,31	56.749	165.664	191,92
MONGOLIA	26.370	17.782	-32,57	135.857	102.223	-24,76
THAILAND	29.975	100.678	235,87	157.347	426.640	171,15
SINGAPORE	349.120	260.959	-25,25	1.100.029	1.026.491	-6,69
PHILIPPINES	38.027	171.084	349,90	283.941	787.745	177,43
MALAYSIA	2.393.834	1.224.955	-48,83	4.285.172	3.370.582	-21,34
CAMBODIA	7.347	7.010	-4,59	36.943	36.285	-1,78
BRUNEI DARUSSALAM	971	9.421	870,24	6.185	4.408	-28,73
VIET NAM	255.432	273.865	7,22	1.155.473	1.265.267	9,50
INDIA	769.710	270.197	-64,90	1.140.911	228.726	-79,95
PAKISTAN	2.141.648	768.848	-64,10	3.411.843	1.351.425	-60,39
SRI LANKA	312.863	120.408	-61,51	515.469	202.023	-60,81
AFGHANISTAN	315.926	213.916	-32,29	410.122	313.261	-23,62
IRAN (ISLAMIC REPUBLIC OF)	66.140	100.140	51,41	105.028	176.777	68,31
SAUDI ARABIA	57.430	92.502	61,07	216.176	273.277	26,41
YEMEN	0	50.400	-	0	62.359	-
TURKEY	174.598	0	-100,00	242.669	0	-100,00
UNITED ARAB EMIRATES	574.870	360.650	-37,26	828.566	425.509	-48,65
EGYPT	321.080	92.660	-71,14	432.236	141.664	-67,23
KENYA	0	1	-	0	2	-
BENIN	432	0	-100,00	250	0	-100,00
AUSTRALIA	1.643.173	1.539.550	-6,31	6.373.001	6.782.502	6,43
NEW ZEALAND	399.317	377.519	-5,46	1.306.848	1.417.070	8,43
GUAM	1	0	-100,00	251	0	-100,00
FIJI	44.000	0	-100,00	64.570	0	-100,00
SAMOA	0	857	-	0	6.470	-
SOLOMON ISLANDS	2.956	2.428	-17,86	3.177	8.085	154,49
EAST TIMOR	0	23.105	-	0	25.267	-
UNITED STATES	2.472.267	979.580	-60,38	3.378.733	1.219.113	-63,92
CANADA	318.720	228.000	-28,46	375.127	228.967	-38,96
SURINAME	11.369	423	-96,28	79.011	1.656	-97,90
CHILE	166.960	0	-100,00	267.692	0	-100,00
BRAZIL	0	1.361	-	0	19.769	-
PUERTO RICO	540	540	0,00	891	913	2,47
UNITED KINGDOM	3.145.957	333.679	-89,39	4.591.672	522.181	-88,63
NETHERLANDS	1.738.631	83.634	-95,19	2.632.960	136.363	-94,82
GERMANY, FED. REP. OF	456.751	219.246	-52,00	618.896	259.704	-58,04
SWEDEN	115	671	483,48	155	443	185,81
FINLAND	761.632	0	-100,00	1.189.963	0	-100,00
ITALY	595	0	-100,00	1.398	0	-100,00
POLAND	600.812	206.167	-65,69	1.065.322	577.814	-45,76
KYRGYZSTAN	49.180	24.480	-50,22	71.383	34.272	-51,99
UKRAINE	194.474	60.000	-69,15	214.054	86.940	-59,38
UZBEKISTAN	54.272	0	-100,00	89.006	0	-100,00
LATVIA	0	11.438	-	0	15.464	-
RUSSIA FEDERATION	1.813.479	502.438	-72,29	2.671.582	643.758	-75,90

TABEL 5. PERKEMBANGAN EKSPOR INDONESIA MENURUT KOMODITI DAN NEGARA TUJUAN

JENIS BARANG	BERAT BERSIH (KG)		PERUB	NILAI FOB (US \$)		PERUB
	JAN-AGT 2007	JAN-AGT 2008	%	JAN-AGT 2007	JAN-AGT 2008	%
(1)	(2)	(3)	(4)	(5)	(6)	(7)
-GULA PASIR	211.112	440.757	108,78	273.733	390.578	42,69
JAPAN	4.957	31.746	540,43	28.912	41.228	42,60
HONG KONG	10.565	10.823	2,44	17.785	20.774	16,81
KOREA, REPUBLIC OF	1.933	0	-100,00	5.380	0	-100,00
TAIWAN	0	74	-	0	82	-
THAILAND	0	1.781	-	0	3.656	-
SINGAPORE	16.123	2.332	-85,54	16.174	3.180	-80,34
PHILIPPINES	63	0	-100,00	387	0	-100,00
MALAYSIA	35.812	209.364	484,62	25.071	50.607	101,85
SAUDI ARABIA	0	1.500	-	0	892	-
JORDAN	0	1.427	-	0	3.012	-
AUSTRALIA	18.102	18.575	2,61	37.862	91.828	142,53
TONGA	508	45	-91,14	786	36	-95,42
UNITED STATES	11.920	36.093	202,79	47.256	71.964	52,29
CANADA	98.291	123.478	25,62	61.015	98.814	61,95
NETHERLANDS	12.477	3.519	-71,80	27.468	4.505	-83,60
SPAIN	361	0	-100,00	5.637	0	-100,00
-GULA LAINNYA	4.882.432	7.371.233	50,97	3.206.287	4.928.242	53,71
JAPAN	87.760	68.710	-21,71	59.365	49.777	-16,15
HONG KONG	189.627	50.573	-73,33	181.560	66.916	-63,14
KOREA, REPUBLIC OF	880	59.665	6.680,11	528	46.785	8.760,80
TAIWAN	1.000	165	-83,50	500	102	-79,60
CHINA	18.500	1.019.180	5.409,08	8.553	576.876	6.644,72
PAPUA NEW GUINEA	304	18.784	6.078,95	2.996	19.508	551,13
THAILAND	727.082	515.556	-29,09	433.344	284.926	-34,25
SINGAPORE	587.918	951.683	61,87	395.375	794.269	100,89
PHILIPPINES	129.725	18.036	-86,10	61.837	36.670	-40,70
MALAYSIA	620.450	341.075	-45,03	324.512	354.308	9,18
CAMBODIA	900	0	-100,00	1.440	0	-100,00
BRUNEI DARUSSALAM	1.139	4.289	276,56	7.985	11.549	44,63
VIET NAM	397.469	2.241.202	463,87	203.935	1.300.002	537,46
MALDIVES	19.060	51.153	168,38	8.927	18.082	102,55
INDIA	728.023	10.430	-98,57	721.038	19.289	-97,32
PAKISTAN	2.246	5.420	141,32	3.585	10.801	201,28
SAUDI ARABIA	13.207	21.515	62,91	7.095	16.972	139,21
ISRAEL	0	9.250	-	0	5.365	-
KUWAIT	37.045	0	-100,00	14.470	0	-100,00
SYRIA ARAB REPUBLIC	0	49.517	-	0	28.080	-
TURKEY	199.000	181.344	-8,87	93.842	100.751	7,36
UNITED ARAB EMIRATES	57.000	0	-100,00	25.881	0	-100,00
BENIN	1.645	0	-100,00	950	0	-100,00
SOUTH AFRICA	18.500	69.433	275,31	9.003	41.311	358,86
AUSTRALIA	292.730	238.726	-18,45	201.734	167.355	-17,04
NEW ZEALAND	212.000	172.742	-18,52	97.255	123.303	26,78
VANUATU	0	7.239	-	0	11.425	-
AMERICAN SAMOA	3.401	2.018	-40,66	6.165	2.716	-55,94
COOK ISLANDS	4.734	0	-100,00	5.884	0	-100,00
FIJI	0	164	-	0	500	-
SAMOA	421	479	13,78	317	1.540	385,80
TONGA	21.120	1.114	-94,73	17.828	1.099	-93,84
EAST TIMOR	0	120	-	0	142	-
UNITED STATES	220.037	627.547	185,20	112.786	473.721	320,02
CANADA	0	25.121	-	0	13.775	-
SURINAME	67	204	204,48	555	800	44,14
UNITED KINGDOM	58.000	51.000	-12,07	34.322	27.904	-18,70
NETHERLANDS	46.325	38.808	-16,23	81.606	41.222	-49,49
AUSTRIA	17	0	-100,00	220	0	-100,00
SWITZERLAND	100	130	30,00	479	295	-38,41
NORWAY	148.000	259.000	75,00	65.430	146.603	124,06
SPAIN	37.000	259.841	602,27	14.985	133.503	790,91
-MAKANAN OLAHAN LAINNYA	214.191.991	242.491.378	13,21	336.432.540	465.480.436	38,36
JAPAN	12.631.484	7.330.449	-41,97	13.226.808	16.126.991	21,93
HONG KONG	4.824.507	5.265.681	9,14	22.308.506	27.766.776	24,47
KOREA, DEMOCRATIC PEOPLE'S REI	30.205	12.343	-59,14	26.879	15.576	-42,05
KOREA, REPUBLIC OF	3.346.003	4.002.332	19,62	3.614.525	6.185.565	71,13
TAIWAN	14.624.448	13.148.919	-10,09	19.810.333	20.627.826	4,13
CHINA	8.790.034	2.327.926	-73,52	7.065.044	5.638.607	-20,19
MONGOLIA	37.163	36.732	-1,16	24.994	53.442	113,82
MACAU	683	12.452	1.723,13	86.393	497.855	476,27
PAPUA NEW GUINEA	1.670.515	1.634.399	-2,16	2.129.295	2.543.540	19,45
THAILAND	7.110.070	8.374.776	17,79	13.431.984	17.659.846	31,48
SINGAPORE	13.269.996	10.629.424	-19,90	31.706.646	63.411.153	99,99
PHILIPPINES	25.203.720	27.060.295	7,37	40.124.640	44.982.774	12,11
MALAYSIA	37.088.005	40.758.883	9,90	43.655.869	58.897.619	34,91
MYANMAR (FORM. BURMA)	107.542	144.032	33,93	374.805	258.358	-31,07

TABEL 5. PERKEMBANGAN EKSPOR INDONESIA MENURUT KOMODITI DAN NEGARA TUJUAN

JENIS BARANG	BERAT BERSIH (KG)		PERUB	NILAI FOB (US \$)		PERUB
	JAN-AGT 2007	JAN-AGT 2008	%	JAN-AGT 2007	JAN-AGT 2008	%
(1)	(2)	(3)	(4)	(5)	(6)	(7)
CAMBODIA	42.201	34.928	-17,23	325.021	72.400	-77,72
BRUNEI DARUSSALAM	2.451.001	2.265.145	-7,58	3.657.321	4.245.660	16,09
LAO PEOPLE'S DEMOCRATIC REPUB	0	45.300	-	0	263.680	-
NEPAL	18.192	47.836	162,95	20.360	71.762	252,47
VIET NAM	6.145.909	8.551.766	39,15	11.825.336	19.605.217	65,79
MALDIVES	834.949	763.953	-8,50	1.091.191	1.287.330	17,97
INDIA	1.112.025	1.427.502	28,37	1.300.279	2.240.932	72,34
PAKISTAN	709.240	924.677	30,38	1.262.559	2.423.289	91,93
BANGLADESH	407.004	565.831	39,02	458.200	886.196	93,41
SRI LANKA	268.997	242.322	-9,92	390.337	454.247	16,37
AFGHANISTAN	141.900	79.688	-43,84	241.269	215.319	-10,76
IRAN (ISLAMIC REPUBLIC OF)	93.228	13.243	-85,80	122.085	40.487	-66,84
SAUDI ARABIA	9.692.556	8.516.733	-12,13	17.312.001	17.859.483	3,16
ISRAEL	0	634.682	-	0	952.874	-
KUWAIT	965.313	414.050	-57,11	1.545.628	902.108	-41,63
JORDAN	1.117.700	2.409.305	115,56	1.898.387	4.291.910	126,08
LEBANON	242.263	186.696	-22,94	577.145	444.103	-23,05
YEMEN	477.824	383.127	-19,82	602.735	480.986	-20,20
OMAN	140.787	111.566	-20,76	224.700	200.625	-10,71
SYRIA ARAB REPUBLIC	174.309	61.341	-64,81	114.449	67.460	-41,06
TURKEY	428.305	505.681	18,07	395.845	554.709	40,13
UNITED ARAB EMIRATES	4.416.718	4.309.865	-2,42	6.511.700	8.073.553	23,99
QATAR	280.185	181.849	-35,10	405.311	367.009	-9,45
BAHRAIN	290.864	329.178	13,17	365.674	567.618	55,23
CYPRUS	35.123	25.695	-26,84	48.331	42.145	-12,80
EGYPT	256.873	330.518	28,67	415.521	550.982	32,60
LIBYAN ARAB JAMAHIRIYA	60.914	188.907	210,12	100.933	446.045	341,92
MOROCCO	271.238	40.424	-85,10	182.811	54.598	-70,13
TUNISIA	26.320	0	-100,00	31.293	0	-100,00
ALGERIA	439.648	147.119	-66,54	174.595	144.466	-17,26
SUDAN	16.709	5.217	-68,78	12.206	14.802	21,27
NAMIBIA	6.240	20.430	227,40	8.520	32.055	276,23
TANZANIA, UNITED REPUBLIC OF	66.766	82.721	23,90	80.058	68.100	-14,94
MADAGASCAR	101.838	255.993	151,37	123.524	297.904	141,17
KENYA	145.963	304.365	108,52	198.736	570.082	186,85
REUNION	0	8.123	-	0	18.935	-
TOGO	35.843	5.520	-84,60	43.238	6.900	-84,04
GHANA	166.173	295.999	78,13	238.018	508.279	113,55
GUINEA	44.757	142.186	217,68	64.305	401.223	523,94
ANGOLA	92.444	219.946	137,92	117.074	264.423	125,86
CONGO	19.440	0	-100,00	25.313	0	-100,00
CAMEROON	53.568	117.877	120,05	62.239	146.282	135,03
NIGERIA	2.709.602	5.683.420	109,75	5.904.477	11.394.710	92,98
SIERRA LEONE	0	10.953	-	0	41.610	-
COTE D'IVOIRE	0	3.835	-	0	12.450	-
SENEGAL	25.632	17.812	-30,51	33.721	26.561	-21,23
MAURITANIA	0	13.794	-	0	34.856	-
MALI	0	27.360	-	0	224.670	-
BENIN	408.968	295.163	-27,83	970.317	674.116	-30,53
GAMBIA	9.189	3.438	-62,59	36.726	6.527	-82,23
SEYCHELLES	42.552	57.992	36,29	118.662	140.915	18,75
UGANDA	39.876	5.189	-86,99	50.042	15.793	-68,44
NIGER	0	35.638	-	0	25.808	-
DJIBOUTI	520	0	-100,00	1.613	0	-100,00
SAO TOME AND PRINCIPE	0	9.848	-	0	18.107	-
SOUTH AFRICA	1.258.601	1.632.983	29,75	1.833.810	2.659.966	45,05
ZIMBABWE	0	11.749	-	0	15.534	-
COMOROS	3.382	1.023	-69,75	6.409	3.922	-38,80
MAURITIUS	445.292	424.270	-4,72	608.818	772.364	26,86
ZAIRE	0	101	-	0	353	-
AUSTRALIA	8.579.053	10.643.411	24,06	13.697.823	20.901.117	52,59
NEW ZEALAND	1.593.670	2.024.873	27,06	2.723.715	3.519.745	29,23
MICRONESIA, FEDERATED STATES (67.607	79.375	17,41	100.319	111.961	11,60
GUAM	2.585	7.670	196,71	25.602	82.198	221,06
PALAU	0	1.733	-	0	9.013	-
NEW CALEDONIA	39.802	55.602	39,70	69.955	120.330	72,01
NORTHERN MARIANA ISLANDS	0	3.386	-	0	7.591	-
VANUATU	150.672	107.128	-28,90	196.932	201.577	2,36
AMERICAN SAMOA	38.338	78.072	103,64	47.380	129.877	174,12
COOK ISLANDS	7.455	15.960	114,08	9.756	29.469	202,06
FIJI	330.859	465.616	40,73	524.166	879.049	67,70
KIRIBATI	6.971	22.812	227,24	7.405	54.056	629,99
MARSHALL ISLANDS	29.596	4.839	-83,65	32.715	14.063	-57,01
SAMOA	130.704	141.219	8,04	196.246	255.675	30,28
SOLOMON ISLANDS	256.998	526.017	104,68	379.847	766.295	101,74
TONGA	494.171	636.642	28,83	553.670	845.705	52,75
TUVALU	12.597	12.693	0,76	19.280	25.315	31,30
EAST TIMOR	18.339	8.697.716	47.327,43	24.946	5.772.238	23.038,93

TABEL 5. PERKEMBANGAN EKSPOR INDONESIA MENURUT KOMODITI DAN NEGARA TUJUAN

JENIS BARANG	BERAT BERSIH (KG)		PERUB	NILAI FOB (US \$)		PERUB
	JAN-AGT 2007	JAN-AGT 2008	%	JAN-AGT 2007	JAN-AGT 2008	%
(1)	(2)	(3)	(4)	(5)	(6)	(7)
UNITED STATES	15.835.903	24.506.598	54,75	31.899.886	40.438.201	26,77
CANADA	1.418.601	1.979.481	39,54	2.317.301	2.792.806	20,52
MEXICO	393.226	922.930	134,71	1.066.619	1.920.021	80,01
GUATEMALA	8.000	26.474	230,93	2.000	28.876	1.343,80
PANAMA	11.000	13.317	21,06	7.903	21.583	173,10
SURINAME	101.131	128.810	27,37	153.652	238.619	55,30
CHILE	19.002	73.227	285,36	100.607	392.616	290,25
VENEZUELA	33.728	72.838	115,96	73.115	58.450	-20,06
ARGENTINA	38.036	0	-100,00	17.000	0	-100,00
BRAZIL	422.796	337.477	-20,18	190.062	206.433	8,61
COLOMBIA	52.448	49.486	-5,65	149.845	112.194	-25,13
URUGUAY	3.928	9.802	149,54	10.475	26.821	156,05
TRINIDAD AND TOBAGO	6.460	16.314	152,54	23.875	34.927	46,29
JAMAICA	38.736	9.059	-76,61	25.722	25.353	-1,43
PUERTO RICO	122.013	364.674	198,88	271.290	552.117	103,52
DOMINICAN REPUBLIC	259.402	199.860	-22,95	89.260	97.199	8,89
COSTA RICA	40.000	36.999	-7,50	30.900	33.800	9,39
BARBADOS	4.635	4.189	-9,62	12.231	12.014	-1,77
DOMINICA	9.956	17.000	70,75	10.066	5.200	-48,34
FRENCH POLYNESIA	60.901	63.986	5,07	120.897	156.944	29,82
NETHERLANDS ANTILLES	4	89	2.125,00	35	734	1.997,14
UNITED KINGDOM	761.909	1.105.316	45,07	2.043.243	2.889.033	41,39
NETHERLANDS	11.801.867	13.901.485	17,79	10.970.294	13.460.614	22,70
FRANCE	275.752	460.990	67,18	474.131	919.961	94,03
GERMANY, FED. REP. OF	480.337	895.840	86,50	1.721.979	2.148.810	24,79
AUSTRIA	63.279	110.015	73,86	213.108	451.676	111,95
BELGIUM	110.308	244.758	121,89	104.291	1.218.824	1.068,68
SWITZERLAND	9.758	8.437	-13,54	17.223	17.800	3,35
DENMARK	15.968	2.576	-83,87	33.826	20.823	-38,44
NORWAY	86.230	45.384	-47,37	143.335	103.010	-28,13
SWEDEN	232.012	1.012.197	336,27	193.261	1.069.499	453,40
FINLAND	380.900	2.374.180	523,31	504.354	3.651.052	623,91
IRELAND	0	215	-	0	1.013	-
ITALY	96.159	134.677	40,06	1.127.721	1.002.934	-11,07
SPAIN	1.304.983	3.096.098	137,25	1.477.253	3.376.408	128,56
PORTUGAL	71.348	480.743	573,80	57.582	397.716	590,70
GREECE	25.135	90.688	260,80	43.833	179.766	310,12
DEMOCRATIC REPUBLIC OF THE CO	87.040	147.430	69,38	112.064	200.453	78,87
HUNGARY	1.226	15.089	1.130,75	8.136	45.583	460,26
POLAND	115.615	51.853	-55,15	181.949	203.405	11,79
ROMANIA	9.271	17.413	87,82	5.547	27.801	401,19
BULGARIA	41.514	92.387	122,54	239.246	263.400	10,10
YUGOSLAVIA	0	24.872	-	0	57.869	-
ARMENIA	6.688	0	-100,00	14.828	0	-100,00
BELARUS	0	20.160	-	0	42.480	-
KAZAKHSTAN	4.368	8.736	100,00	8.710	18.408	111,34
UKRAINE	122.022	120.310	-1,40	113.576	122.819	8,14
UZBEKISTAN	38	0	-100,00	28	0	-100,00
LITHUANIA	256.170	319.467	24,71	223.600	391.812	75,23
LATVIA	243.960	37.280	-84,72	392.654	74.941	-80,91
ESTONIA	75.688	106.255	40,39	99.157	161.042	62,41
GEORGIA	0	8.001	-	0	12.798	-
CROATIA	45.134	37.448	-17,03	104.276	73.351	-29,66
MALTA	191.243	151.840	-20,60	263.876	261.894	-0,75
SLOVAKIA	163	707	333,74	779	3.903	401,03
SLOVENIA	0	27.456	-	0	118.969	-
CZECH REPUBLIC	479.407	348.492	-27,31	490.741	381.419	-22,28
RUSSIA FEDERATION	187.860	464.694	147,36	139.877	358.600	156,37
SEMEN	4.252.761.800	3.149.610.113	-25,94	128.708.966	112.621.507	-12,50
JAPAN	33.775.814	10.933.064	-67,63	1.530.055	727.765	-52,44
HONG KONG	149.128	888.000	495,46	28.003	85.559	205,54
TAIWAN	14.332.262	13.988.000	-2,40	1.069.134	1.077.991	0,83
THAILAND	0	449	-	0	40	-
SINGAPORE	116.132.176	74.718.766	-35,66	3.090.938	2.491.453	-19,39
PHILIPPINES	314.249	396.000	26,01	28.702	37.548	30,82
MALAYSIA	323.086.452	291.199.862	-9,87	9.182.544	9.842.488	7,19
MYANMAR (FORM. BURMA)	0	149.000	-	0	21.455	-
BRUNEI DARUSSALAM	104.651.273	98.764.373	-5,63	2.549.118	2.251.010	-11,69
VIET NAM	59.669.481	19.587.567	-67,17	1.578.540	1.285.432	-18,57
MALDIVES	31.829.092	44.100.000	38,55	1.227.409	2.012.432	63,96
INDIA	100.330.472	132.000	-99,87	2.639.296	12.077	-99,54
PAKISTAN	1.946	336	-82,73	3.617	1.276	-64,72
BANGLADESH	503.209.548	468.770.716	-6,84	12.439.975	12.971.903	4,28
SRI LANKA	472.435.871	747.457.083	58,21	16.702.875	31.004.598	85,62
KUWAIT	140.369.713	0	-100,00	5.098.106	0	-100,00
YEMEN	13.453.583	0	-100,00	485.138	0	-100,00
UNITED ARAB EMIRATES	103.913.214	3.000.084	-97,11	2.985.546	124.545	-95,83

TABEL 5. PERKEMBANGAN EKSPOR INDONESIA MENURUT KOMODITI DAN NEGARA TUJUAN

JENIS BARANG	BERAT BERSIH (KG)		PERUB %	NILAI FOB (US \$)		PERUB %
	JAN-AGT 2007	JAN-AGT 2008		JAN-AGT 2007	JAN-AGT 2008	
(1)	(2)	(3)	(4)	(5)	(6)	(7)
QATAR	0	36.300.000	-	0	1.598.900	-
BAHRAIN	20.684.708	0	-100,00	501.604	0	-100,00
SUDAN	0	3.000.000	-	0	159.000	-
TANZANIA, UNITED REPUBLIC OF	0	126.668.485	-	0	4.020.834	-
MADAGASCAR	117.664.431	62.154.287	-47,18	4.318.505	2.431.515	-43,70
MOZAMBIQUE	183.146.954	116.850.360	-36,20	5.080.687	3.881.102	-23,61
TOGO	153.457.298	77.061.365	-49,78	4.263.467	2.403.159	-43,63
GHANA	801.361.477	506.632.575	-36,78	22.250.488	16.119.118	-27,56
NIGERIA	140.982.915	0	-100,00	5.232.850	0	-100,00
SIERRA LEONE	106.500.000	0	-100,00	2.943.645	0	-100,00
COTE D'IVOIRE	36.801.143	0	-100,00	1.054.353	0	-100,00
BENIN	150.000.000	0	-100,00	4.176.000	0	-100,00
SEYCHELLES	12.500.000	10.306.710	-17,55	446.293	767.589	71,99
DJIBOUTI	7.500.000	0	-100,00	322.500	0	-100,00
COMOROS	5.207.271	0	-100,00	331.636	0	-100,00
MAURITIUS	271.577.117	127.480.985	-53,06	9.901.999	5.608.339	-43,36
AUSTRALIA	170.178.633	196.676.014	15,57	5.049.639	6.087.121	20,55
NEW ZEALAND	540.000	117.807	-78,18	60.628	15.683	-74,13
VANUATU	4.030.000	3.676.500	-8,77	166.393	171.280	2,94
AMERICAN SAMOA	5.750.000	7.090.000	23,30	241.059	345.004	43,12
KIRIBATI	0	112.000	-	0	8.064	-
SAMOA	8.000.000	9.982.000	24,78	329.703	466.091	41,37
SOLOMON ISLANDS	580.000	1.200.100	106,91	23.956	60.769	153,67
TONGA	580.000	1.368.560	135,96	23.935	67.410	181,64
CHRISTMAS ISLANDS	351.000	0	-100,00	14.926	0	-100,00
EAST TIMOR	39.288	19.604.938	49.800,58	2.541	1.244.361	48.871,31
MEXICO	0	17.592.743	-	0	686.116	-
BAHAMAS	12.949.179	0	-100,00	301.456	0	-100,00
FRENCH POLYNESIA	24.724.500	34.077.500	37,83	1.029.702	1.566.288	52,11
UNITED KINGDOM	1.611	0	-100,00	1.995	0	-100,00
FRANCE	0	328	-	0	327	-
GERMANY, FED. REP. OF	0	2.146	-	0	65	-
SWEDEN	0	17.569.023	-	0	962.174	-
GREECE	1	0	-100,00	10	0	-100,00
SLOVAKIA	0	387	-	0	3.626	-
-DARI ROTAN	8.839.158	4.710.973	-46,70	21.298.222	12.826.962	-39,77
JAPAN	304.109	213.607	-29,76	1.414.527	1.063.230	-24,83
HONG KONG	10.808	0	-100,00	50.144	0	-100,00
KOREA, REPUBLIC OF	689.986	755.739	9,53	1.614.636	1.743.451	7,98
TAIWAN	43.447	36.507	-15,97	110.251	93.297	-15,38
CHINA	17.926	1.548	-91,36	87.107	2.693	-96,91
PAPUA NEW GUINEA	0	2.450	-	0	2.266	-
THAILAND	4.232	2.842	-32,84	10.127	6.138	-39,39
SINGAPORE	4.955	3.085	-37,74	8.405	6.142	-26,92
PHILIPPINES	20.639	0	-100,00	3.509	0	-100,00
MALAYSIA	6.649	8.402	26,36	8.160	31.107	281,21
BRUNEI DARUSSALAM	901	1.357	50,61	2.020	2.397	18,66
VIET NAM	13.293	9.833	-26,03	7.052	5.994	-15,00
MALDIVES	5.122	2.552	-50,18	11.053	19.678	78,03
INDIA	9.991	9.433	-5,59	10.596	49.854	370,50
SRI LANKA	0	511	-	0	495	-
IRAN (ISLAMIC REPUBLIC OF)	88	1.534	1.643,18	361	807	123,55
SAUDI ARABIA	0	178	-	0	587	-
ISRAEL	0	2.344	-	0	4.613	-
KUWAIT	71	305	329,58	225	6.466	2.773,78
JORDAN	0	1.299	-	0	1.004	-
LEBANON	63	129	104,76	70	45	-35,71
OMAN	0	27	-	0	422	-
TURKEY	6.516	3.967	-39,12	24.852	7.170	-71,15
UNITED ARAB EMIRATES	2.279	4.733	107,68	20.085	42.642	112,31
BAHRAIN	0	321	-	0	203	-
CYPRUS	953	36	-96,22	2.290	44	-98,08
EGYPT	4.411	553	-87,46	8.793	566	-93,56
LIBYAN ARAB JAMAHIRIYA	722	0	-100,00	960	0	-100,00
MOROCCO	0	43	-	0	45	-
TUNISIA	0	22	-	0	46	-
ALGERIA	740	1.028	38,92	681	626	-8,08
SUDAN	0	103	-	0	300	-
NAMIBIA	36	0	-100,00	99	0	-100,00
ETHIOPIA	0	757	-	0	600	-
MADAGASCAR	145	304	109,66	122	493	304,10
KENYA	0	4.000	-	0	8.000	-
REUNION	189.785	997	-99,47	580.377	648	-99,89
U.S. VIRGIN ISLANDS	1.540	0	-100,00	1.101	0	-100,00
SEYCHELLES	103	421	308,74	1.052	728	-30,80
UGANDA	8	0	-100,00	64	0	-100,00
SOUTH AFRICA	38.145	5.113	-86,60	88.790	14.863	-83,26

TABEL 5. PERKEMBANGAN EKSPOR INDONESIA MENURUT KOMODITI DAN NEGARA TUJUAN

JENIS BARANG	BERAT BERSIH (KG)		PERUB	NILAI FOB (US \$)		PERUB
	JAN-AGT 2007	JAN-AGT 2008	%	JAN-AGT 2007	JAN-AGT 2008	%
(1)	(2)	(3)	(4)	(5)	(6)	(7)
MAURITIUS	1.577	380	-75,90	923	431	-53,30
AUSTRALIA	141.973	136.561	-3,81	274.438	328.879	19,84
NEW ZEALAND	21.524	27.475	27,65	65.535	76.549	16,81
NEW CALEDONIA	968	447	-53,82	965	1.066	10,47
VANUATU	767	0	-100,00	1.029	0	-100,00
BRITISH INDIAN OCEAN TERRITORY	2.253	0	-100,00	2.110	0	-100,00
COOK ISLANDS	1.322	0	-100,00	3.997	0	-100,00
FIJI	3.038	5.570	83,34	17.909	48.472	170,66
SOLOMON ISLANDS	0	17	-	0	48	-
UNITED STATES	1.191.754	627.777	-47,32	4.680.282	2.941.688	-37,15
CANADA	24.872	11.969	-51,88	112.602	30.454	-72,95
MEXICO	3.013.977	12.053	-99,60	5.724.456	11.635	-99,80
NICARAGUA	669	0	-100,00	502	0	-100,00
PANAMA	416	0	-100,00	490	0	-100,00
CHILE	4.047	160	-96,05	4.559	552	-87,89
VENEZUELA	221	26	-88,24	303	72	-76,24
ARGENTINA	2.789	493	-82,32	6.681	831	-87,56
BRAZIL	29.322	14.980	-48,91	82.565	54.186	-34,37
COLOMBIA	7.220	565	-92,17	22.207	601	-97,29
URUGUAY	1.696	7	-99,59	1.665	49	-97,06
PARAGUAY	0	38	-	0	78	-
BAHAMAS	0	23	-	0	23	-
JAMAICA	1.592	197	-87,63	3.429	66	-98,08
PUERTO RICO	447	1.034	131,32	988	3.556	259,92
DOMINICAN REPUBLIC	93	5.854	6.194,62	107	9.149	8.450,47
COSTA RICA	3.023	0	-100,00	5.151	0	-100,00
ANTIGUA AND BARBUDA	0	178	-	0	678	-
ANGUILLA	1.425	0	-100,00	2.632	0	-100,00
FRENCH GUIANA	149	97	-34,90	136	376	176,47
FRENCH POLYNESIA	30.072	3.248	-89,20	17.168	4.732	-72,44
MARTINIQUE	1.925	802	-58,34	3.117	1.475	-52,68
NETHERLANDS ANTILLES	48	0	-100,00	703	0	-100,00
SAINT LUCIA	8.500	300	-96,47	2.454	1.581	-35,57
TURKS AND CAICOS ISLANDS	0	944	-	0	2.017	-
GUADELOUPE	1.614	340	-78,93	4.941	1.212	-75,47
SAINT KITTS AND NEVIS	0	36	-	0	58	-
UNITED KINGDOM	301.188	1.297.488	330,79	833.750	2.151.030	157,99
NETHERLANDS	688.934	838.410	21,70	1.640.181	2.284.943	39,31
FRANCE	637.418	84.680	-86,72	1.211.118	228.303	-81,15
GERMANY, FED. REP. OF	698.689	212.583	-69,57	841.407	427.801	-49,16
AUSTRIA	89	221	148,31	229	267	16,59
BELGIUM	240.473	62.477	-74,02	608.500	205.902	-66,16
SWITZERLAND	9.040	1.201	-86,71	31.788	9.945	-68,71
DENMARK	19.669	24.602	25,08	71.254	79.805	12,00
NORWAY	960	2.484	158,75	3.270	9.804	199,82
SWEDEN	27.647	11.583	-58,10	148.058	71.692	-51,58
FINLAND	19.940	16.382	-17,84	114.290	182.167	59,39
IRELAND	6.628	5.298	-20,07	6.204	10.513	69,46
ITALY	136.176	125.282	-8,00	221.569	194.180	-12,36
SPAIN	65.274	35.539	-45,55	177.581	181.272	2,08
PORTUGAL	30.270	6.303	-79,18	123.090	25.403	-79,36
GREECE	56.994	8.748	-84,65	95.947	24.136	-74,84
DEMOCRATIC REPUBLIC OF THE CO	1.945	0	-100,00	1.100	0	-100,00
HUNGARY	412	3.352	713,59	987	21.295	2.057,55
POLAND	10.264	4.116	-59,90	28.440	12.737	-55,21
ROMANIA	498	477	-4,22	330	1.809	448,18
BULGARIA	243	6.737	2.672,43	538	5.618	944,24
YUGOSLAVIA	0	6.389	-	0	7.036	-
KAZAKHSTAN	1.303	2.418	85,57	2.634	6.980	165,00
UKRAINE	103	401	289,32	156	1.195	666,03
UZBEKISTAN	273	0	-100,00	721	0	-100,00
LATVIA	0	42	-	0	181	-
ESTONIA	705	0	-100,00	702	0	-100,00
CROATIA	242	1.599	560,74	277	3.691	1.232,49
MALTA	1.196	40	-96,66	1.140	16	-98,60
SLOVENIA	4.253	625	-85,30	18.304	3.333	-81,79
CZECH REPUBLIC	0	21.934	-	0	30.087	-
RUSSIA FEDERATION	1.376	1.911	38,88	3.104	7.647	146,36
-DARI BAHAN LAINNYA	14.703.471	10.269.057	-30,16	27.412.321	27.776.834	1,33
JAPAN	1.009.826	921.400	-8,76	4.785.896	4.228.634	-11,64
HONG KONG	11.946	13.861	16,03	29.040	28.187	-2,94
KOREA, DEMOCRATIC PEOPLE'S REI	2.579	177	-93,14	462	231	-50,00
KOREA, REPUBLIC OF	428.421	379.402	-11,44	846.959	858.282	1,34
TAIWAN	857.156	726.368	-15,26	314.796	297.479	-5,50
CHINA	1.282.161	313.404	-75,56	313.940	162.610	-48,20
MACAU	0	3	-	0	12	-
PAPUA NEW GUINEA	130	875	573,08	121	1.481	1.123,97

TABEL 5. PERKEMBANGAN EKSPOR INDONESIA MENURUT KOMODITI DAN NEGARA TUJUAN

JENIS BARANG	BERAT BERSIH (KG)		PERUB	NILAI FOB (US \$)		PERUB
	JAN-AGT 2007	JAN-AGT 2008	%	JAN-AGT 2007	JAN-AGT 2008	%
	(1)	(2)	(3)	(4)	(5)	(6)
THAILAND	63.016	23.748	-62,31	101.443	58.329	-42,50
SINGAPORE	68.377	84.411	23,45	115.663	147.111	27,19
PHILIPPINES	6.361	5.103	-19,78	2.366	8.555	261,58
MALAYSIA	315.934	345.562	9,38	397.813	307.473	-22,71
CAMBODIA	4.268	3	-99,93	7.648	6	-99,92
BRUNEI DARUSSALAM	2.995	2.021	-32,52	2.299	3.205	39,41
VIET NAM	66.456	162	-99,76	13.395	2.847	-78,75
MALDIVES	21.360	44.555	108,59	167.530	215.741	28,78
INDIA	23.352	54.028	131,36	46.437	77.016	65,85
PAKISTAN	8.497	0	-100,00	13.841	0	-100,00
SRI LANKA	18.503	12.344	-33,29	24.890	36.220	45,52
IRAN (ISLAMIC REPUBLIC OF)	9.708	55.221	468,82	28.404	65.309	129,93
SAUDI ARABIA	62.505	27.924	-55,33	23.727	24.815	4,59
ISRAEL	0	22.895	-	0	40.310	-
KUWAIT	130	5.529	4.153,08	595	19.088	3.108,07
JORDAN	2.961	7.690	159,71	6.498	9.059	39,41
LEBANON	14.135	2.254	-84,05	12.193	7.442	-38,96
YEMEN	0	475	-	0	229	-
OMAN	323	1.327	310,84	262	1.280	388,55
SYRIA ARAB REPUBLIC	11.200	0	-100,00	1.238	0	-100,00
TURKEY	86.921	22.377	-74,26	172.184	49.598	-71,19
UNITED ARAB EMIRATES	68.474	43.090	-37,07	159.953	132.727	-17,02
QATAR	170	1.090	541,18	363	3.854	961,71
BAHRAIN	225	35.228	15.556,89	722	18.155	2.414,54
CYPRUS	27.901	7.523	-73,04	56.839	26.737	-52,96
EGYPT	7.539	38.783	414,43	7.011	62.371	789,62
LIBYAN ARAB JAMAHIRIYA	331	0	-100,00	440	0	-100,00
MOROCCO	9.691	600	-93,81	30.376	1.690	-94,44
TUNISIA	11.320	4.983	-55,98	28.196	12.013	-57,39
ALGERIA	30	0	-100,00	87	0	-100,00
ERITREA	280	0	-100,00	1.340	0	-100,00
NAMIBIA	179	84	-53,07	490	360	-26,53
TANZANIA, UNITED REPUBLIC OF	989	1.165	17,80	1.851	659	-64,40
MADAGASCAR	1.811	4.825	166,43	1.531	7.076	362,18
KENYA	11.628	8.043	-30,83	29.393	4.891	-83,36
REUNION	35.001	64.069	83,05	58.713	171.168	191,53
MOZAMBIQUE	12	188	1.466,67	24	173	620,83
GUINEA	185	0	-100,00	1.307	0	-100,00
ANGOLA	327	42	-87,16	2.140	20	-99,07
SIERRA LEONE	0	1.922	-	0	1.596	-
GABON	0	4.671	-	0	13.074	-
COTE D'IVOIRE	10.469	5.335	-49,04	14.662	9.483	-35,32
SENEGAL	1.344	3.121	132,22	2.308	3.861	67,29
BENIN	1.196	0	-100,00	3.073	0	-100,00
U.S. VIRGIN ISLANDS	430	0	-100,00	1.396	0	-100,00
SEYCHELLES	15.319	34.079	122,46	50.737	61.378	20,97
UGANDA	3	0	-100,00	19	0	-100,00
SOUTH AFRICA	98.790	69.292	-29,86	120.894	125.829	4,08
MAURITIUS	32.981	24.357	-26,15	65.279	75.850	16,19
VIRGIN ISLANDS (BRITISH)	375	2.914	677,07	2.932	6.680	127,83
AUSTRALIA	740.830	1.140.570	53,96	691.265	1.015.429	46,89
NEW ZEALAND	57.894	47.168	-18,53	107.227	107.594	0,34
MICRONESIA, FEDERATED STATES (0	1.006	-	0	5.138	-
GUAM	2.039	3.563	74,74	8.584	14.641	70,56
PALAU	22	612	2.681,82	46	1.709	3.615,22
NEW CALEDONIA	44.243	35.162	-20,53	69.537	69.017	-0,75
NORTHERN MARIANA ISLANDS	154	0	-100,00	470	0	-100,00
SAINT VINCENT AND THE GRENADIN	2.693	6.400	137,65	3.373	11.423	238,66
VANUATU	5.634	4.362	-22,58	17.190	6.164	-64,14
WALLIS AND FUTUNA ISLANDS	1.257	1.725	37,23	2.660	3.072	15,49
COOK ISLANDS	13.493	1.381	-89,77	17.824	9.612	-46,07
FIJI	4.965	15.297	208,10	19.326	64.985	236,26
SAMOA	699	864	23,61	2.003	1.780	-11,13
TONGA	0	2.842	-	0	4.598	-
EAST TIMOR	0	2.404	-	0	1.878	-
UNITED STATES	5.052.870	1.657.656	-67,19	8.757.323	8.796.021	0,44
CANADA	134.429	165.213	22,90	353.354	451.913	27,89
MEXICO	63.249	53.303	-15,73	261.459	159.587	-38,96
GUATEMALA	270	5.634	1.986,67	1.479	7.431	402,43
HONDURAS	0	2.129	-	0	1.585	-
NICARAGUA	0	1.253	-	0	1.870	-
PANAMA	13.144	481	-96,34	22.694	1.494	-93,42
CHILE	5.813	19.674	238,45	14.365	52.338	264,34
VENEZUELA	3.612	19.283	433,86	6.946	28.403	308,91
ARGENTINA	88.791	38.071	-57,12	160.056	82.499	-48,46
BRAZIL	66.291	79.987	20,66	135.058	189.473	40,29
COLOMBIA	56.198	23.634	-57,95	148.478	42.753	-71,21
BOLIVIA	29	0	-100,00	44	0	-100,00

TABEL 5. PERKEMBANGAN EKSPOR INDONESIA MENURUT KOMODITI DAN NEGARA TUJUAN

JENIS BARANG	BERAT BERSIH (KG)		PERUB	NILAI FOB (US \$)		PERUB
	JAN-AGT 2007	JAN-AGT 2008	%	JAN-AGT 2007	JAN-AGT 2008	%
	(1)	(2)	(3)	(4)	(5)	(6)
URUGUAY	13.892	1.513	-89,11	40.925	5.802	-85,82
ECUADOR	67	0	-100,00	58	0	-100,00
PERU	135	2.952	2.086,67	1.164	4.082	250,69
TRINIDAD AND TOBAGO	502	886	76,49	3.456	3.826	10,71
BAHAMAS	1.599	19.401	1.113,32	1.929	29.526	1.430,64
JAMAICA	30.303	26.246	-13,39	48.740	30.409	-37,61
PUERTO RICO	5.198	4.068	-21,74	15.247	9.853	-35,38
BELIZE	289	390	34,95	2.471	1.592	-35,57
DOMINICAN REPUBLIC	23.984	34.749	44,88	41.352	110.504	167,23
EL SALVADOR	582	0	-100,00	298	0	-100,00
COSTA RICA	12.159	18.152	49,29	24.088	32.101	33,27
BARBADOS	4.164	5.258	26,27	3.337	9.186	175,28
ANTIGUA AND BARBUDA	3.168	2.051	-35,26	6.668	5.119	-23,23
ANGUILLA	1.762	0	-100,00	6.673	0	-100,00
ARUBA	382	5.001	1.209,16	748	13.814	1.746,79
BERMUDA	239	166	-30,54	585	792	35,38
CAYMAN ISLANDS	6.188	1.094	-82,32	3.020	462	-84,70
DOMINICA	1.166	950	-18,52	2.164	3.547	63,91
FALKLAND ISLANDS (MALVINAS)	730	0	-100,00	956	0	-100,00
FRENCH GUIANA	3.955	6.878	73,91	6.955	28.263	306,37
FRENCH POLYNESIA	64.653	62.183	-3,82	90.635	72.394	-20,13
GRENADA	11.035	223	-97,98	1.934	1.096	-43,33
MARTINIQUE	15.310	17.883	16,81	40.508	56.554	39,61
NETHERLANDS ANTILLES	3.013	1.983	-34,19	6.203	21.450	245,80
SAINT LUCIA	215	526	144,65	7.590	1.800	-76,28
TURKS AND CAICOS ISLANDS	889	7.726	769,07	4.600	16.364	255,74
GUADELOUPE	15.717	17.916	13,99	51.255	58.046	13,25
SAINT KITTS AND NEVIS	0	2.208	-	0	3.129	-
UNITED KINGDOM	323.930	280.311	-13,47	1.052.580	1.124.698	6,85
NETHERLANDS	331.645	402.247	21,29	925.896	1.107.317	19,59
FRANCE	682.039	532.410	-21,94	1.397.182	1.171.243	-16,17
GERMANY, FED. REP. OF	439.716	507.854	15,50	1.054.407	1.014.689	-3,77
AUSTRIA	8.693	9.088	4,54	30.612	18.463	-39,69
BELGIUM	166.380	185.911	11,74	346.789	487.405	40,55
SWITZERLAND	14.922	7.502	-49,73	32.932	41.493	26,00
DENMARK	76.915	35.041	-54,44	205.373	195.389	-4,86
NORWAY	10.253	9.483	-7,51	27.714	27.163	-1,99
SWEDEN	18.305	20.556	12,30	54.359	34.293	-36,91
FINLAND	32.800	15.960	-51,34	66.259	58.169	-12,21
IRELAND	41.118	14.385	-65,02	47.553	20.580	-56,72
ITALY	507.384	423.783	-16,48	1.172.332	1.066.612	-9,02
SPAIN	399.518	420.151	5,16	954.716	1.372.212	43,73
PORTUGAL	23.761	28.054	18,07	62.702	109.404	74,48
GREECE	126.034	94.154	-25,29	240.261	288.106	19,91
HUNGARY	21.818	29.929	37,18	48.794	65.104	33,43
POLAND	69.746	67.894	-2,66	75.503	115.503	52,98
ROMANIA	8.271	10.130	22,48	22.394	28.066	25,33
BULGARIA	24.008	16.862	-29,77	42.807	32.561	-23,94
YUGOSLAVIA	551	2.286	314,88	955	5.993	527,54
ALBANIA	0	57	-	0	90	-
KAZAKHSTAN	260	149	-42,69	366	418	14,21
UKRAINE	12.751	70.584	453,56	68.892	100.029	45,20
LITHUANIA	232	2.472	965,52	1.018	2.198	115,91
LATVIA	0	122	-	0	315	-
ESTONIA	7.514	10.235	36,21	14.849	30.609	106,14
CROATIA	11.228	27.992	149,31	37.382	133.803	257,93
BOSNIA AND HERZEGOVINA	105	887	744,76	1.692	2.499	47,70
MALTA	11.183	12.090	8,11	37.050	29.033	-21,64
SLOVAKIA	1.222	5	-99,59	1.870	10	-99,47
SLOVENIA	4.897	6.534	33,43	6.339	2.141	-66,22
CZECH REPUBLIC	1.674	1.233	-26,34	4.840	1.710	-64,67
SOUTH GEORGIA AND THE SOUTH S	0	243	-	0	208	-
REP. OF MACEDONIA	0	1.084	-	0	1.575	-
RUSSIA FEDERATION	28.462	22.779	-19,97	89.867	45.421	-49,46
-DARI ROTAN	87.110.442	96.445.325	10,72	221.749.021	216.219.639	-2,49
JAPAN	8.517.995	8.287.457	-2,71	23.803.753	23.908.156	0,44
HONG KONG	77.349	76.133	-1,57	217.036	260.643	20,09
KOREA, REPUBLIC OF	694.780	737.480	6,15	1.082.664	1.561.417	44,22
TAIWAN	893.276	527.294	-40,97	1.366.235	938.131	-31,33
CHINA	536.801	410.360	-23,55	1.642.132	748.163	-54,44
PAPUA NEW GUINEA	3.034	21.680	614,57	4.782	156.354	3.169,64
THAILAND	108.849	113.513	4,28	429.622	319.567	-25,62
SINGAPORE	548.725	422.552	-22,99	968.860	1.314.396	35,66
PHILIPPINES	68.231	96.139	40,90	94.556	214.165	126,50
MALAYSIA	1.372.742	1.976.370	43,97	4.084.449	3.687.541	-9,72
CAMBODIA	0	4.894	-	0	214.118	-
BRUNEI DARUSSALAM	1.882	43.131	2.191,76	3.454	43.071	1.146,99

TABEL 5. PERKEMBANGAN EKSPOR INDONESIA MENURUT KOMODITI DAN NEGARA TUJUAN

JENIS BARANG	BERAT BERSIH (KG)		PERUB	NILAI FOB (US \$)		PERUB
	JAN-AGT 2007	JAN-AGT 2008	%	JAN-AGT 2007	JAN-AGT 2008	%
	(1)	(2)	(3)	(4)	(5)	(6)
VIET NAM	1.399	232.360	16.509,01	7.469	1.634.963	21.789,99
MALDIVES	57.933	121.235	109,27	122.665	346.274	182,29
INDIA	128.846	137.726	6,89	247.658	352.087	42,17
PAKISTAN	22.702	2.548	-88,78	32.577	3.224	-90,10
SRI LANKA	21.460	34.811	62,21	130.652	60.887	-53,40
IRAN (ISLAMIC REPUBLIC OF)	32.530	40.005	22,98	113.563	102.961	-9,34
SAUDI ARABIA	151.885	310.228	104,25	717.701	533.911	-25,61
ISRAEL	3.927	105.090	2.576,09	8.744	182.527	1.987,45
KUWAIT	159.096	215.997	35,77	313.125	482.590	54,12
JORDAN	35.999	61.994	72,21	58.265	127.512	118,85
LEBANON	162.033	254.565	57,11	443.819	711.586	60,33
YEMEN	3.077	15.570	406,01	3.555	15.594	338,65
OMAN	11.997	28.382	136,58	29.876	80.649	169,95
SYRIA ARAB REPUBLIC	944	50.402	5.239,19	1.506	121.512	7.968,53
TURKEY	592.928	600.829	1,33	1.909.258	1.341.128	-29,76
UNITED ARAB EMIRATES	519.028	656.159	26,42	1.455.877	1.900.237	30,52
QATAR	39.879	68.386	71,48	219.535	527.742	140,39
BAHRAIN	36.055	47.579	31,96	114.584	155.811	35,98
CYPRUS	223.630	154.169	-31,06	815.147	606.394	-25,61
EGYPT	187.872	267.731	42,51	443.922	663.127	49,38
LIBYAN ARAB JAMAHIRIYA	17.974	33.474	86,24	12.150	41.754	243,65
MOROCCO	115.154	207.539	80,23	379.461	715.520	88,56
TUNISIA	10.686	12.537	17,32	41.139	61.955	50,60
ALGERIA	2.848	2.500	-12,22	7.870	6.856	-12,88
SUDAN	21.726	16.858	-22,41	35.054	115.171	228,55
NAMIBIA	11.250	19.604	74,26	18.550	35.090	89,16
TANZANIA, UNITED REPUBLIC OF	10.132	66.669	558,00	10.322	75.432	630,79
MADAGASCAR	3.452	9.998	189,63	5.890	17.026	189,07
KENYA	7.503	18.536	147,05	17.134	33.506	95,55
REUNION	253.636	322.150	27,01	446.756	559.585	25,26
MOZAMBIQUE	16.070	2.099	-86,94	41.815	7.680	-81,63
GHANA	1.450	3.681	153,86	2.716	9.770	259,72
GUINEA	3.190	0	-100,00	7.872	0	-100,00
ANGOLA	6.357	24.199	280,67	16.177	29.855	84,55
CONGO	58.024	46.314	-20,18	60.600	56.125	-7,38
CAMEROON	0	13.252	-	0	34.704	-
NIGERIA	17.636	5.361	-69,60	22.959	81.960	256,98
SIERRA LEONE	0	3.279	-	0	2.722	-
GABON	5.471	0	-100,00	19.916	0	-100,00
COTE D'IVOIRE	18.794	33.640	78,99	17.120	43.392	153,46
SENEGAL	2.955	32.191	989,37	7.971	127.214	1.495,96
MAURITANIA	239	0	-100,00	855	0	-100,00
BENIN	0	3.238	-	0	15.286	-
U.S. VIRGIN ISLANDS	10	163	1.530,00	284	160	-43,66
SEYCHELLES	245	68.167	27.723,27	822	89.087	10.737,83
UGANDA	3.056	0	-100,00	12.815	0	-100,00
DJIBOUTI	0	4.438	-	0	18.547	-
SOUTH AFRICA	993.435	960.963	-3,27	2.498.803	2.796.641	11,92
ZIMBABWE	0	50	-	0	100	-
MAURITIUS	110.272	147.446	33,71	318.273	295.026	-7,30
VIRGIN ISLANDS (BRITISH)	0	14.875	-	0	64.549	-
AUSTRALIA	2.218.835	3.052.001	37,55	4.912.105	6.287.319	28,00
NEW ZEALAND	245.200	303.731	23,87	496.123	679.612	36,98
GUAM	30.816	44.651	44,90	61.345	91.192	48,65
PALAU	0	3	-	0	15	-
NEW CALEDONIA	37.652	144.226	283,05	77.361	259.488	235,42
NORTHERN MARIANA ISLANDS	5.112	2.000	-60,88	8.361	5.232	-37,42
SAINT VINCENT AND THE GRENADIN	6.723	7.369	9,61	17.374	24.120	38,83
VANUATU	6.953	15.492	122,81	6.575	23.045	250,49
WALLIS AND FUTUNA ISLANDS	7.074	8.504	20,21	12.373	14.199	14,76
BRITISH INDIAN OCEAN TERRITORY	4.659	0	-100,00	9.462	0	-100,00
FIJI	7.518	42.873	470,27	21.057	204.350	870,46
SAMOA	5.566	1.242	-77,69	8.100	2.316	-71,41
SOLOMON ISLANDS	1.779	2.982	67,62	8.476	12.986	53,21
TONGA	0	8.216	-	0	17.985	-
EAST TIMOR	0	53.636	-	0	102.935	-
UNITED STATES	9.917.050	7.979.767	-19,53	32.042.998	25.992.307	-18,88
CANADA	673.599	1.378.673	104,67	1.713.338	2.273.689	32,71
MEXICO	491.944	468.593	-4,75	1.099.502	1.343.802	22,22
GUATEMALA	13.475	40.066	197,34	36.794	119.134	223,79
HONDURAS	0	6.743	-	0	18.732	-
NICARAGUA	4.013	3.691	-8,02	12.355	15.919	28,85
PANAMA	182.200	138.342	-24,07	431.910	290.431	-32,76
CUBA	11.551	0	-100,00	38.729	0	-100,00
SURINAME	39.653	54.747	38,07	64.464	99.234	53,94
CHILE	101.262	181.309	79,05	308.961	482.971	56,32
VENEZUELA	11.466	36.541	218,69	36.100	90.454	150,57
ARGENTINA	115.891	116.081	0,16	269.616	294.374	9,18

TABEL 5. PERKEMBANGAN EKSPOR INDONESIA MENURUT KOMODITI DAN NEGARA TUJUAN

JENIS BARANG	BERAT BERSIH (KG)		PERUB	NILAI FOB (US \$)		PERUB
	JAN-AGT 2007	JAN-AGT 2008	%	JAN-AGT 2007	JAN-AGT 2008	%
(1)	(2)	(3)	(4)	(5)	(6)	(7)
BRAZIL	161.725	274.632	69,81	371.669	724.708	94,99
COLOMBIA	164.186	56.540	-65,56	519.241	174.946	-66,31
BOLIVIA	779	3.869	396,66	1.750	8.228	370,17
URUGUAY	34.796	36.738	5,58	112.905	130.224	15,34
PARAGUAY	1.270	7.939	525,12	6.241	23.396	274,88
ECUADOR	31.662	68.687	116,94	135.080	295.085	118,45
PERU	70.683	91.210	29,04	191.765	261.695	36,47
GUYANA	0	2.882	-	0	2.945	-
TRINIDAD AND TOBAGO	27.979	13.745	-50,87	57.438	36.429	-36,58
BAHAMAS	10.591	431	-95,93	14.298	430	-96,99
JAMAICA	1.344	36.053	2.582,51	4.594	175.243	3.714,61
PUERTO RICO	54.513	55.696	2,17	134.492	145.767	8,38
BELIZE	4.478	6.795	51,74	12.070	35.210	191,71
DOMINICAN REPUBLIC	256.739	332.569	29,54	671.405	1.193.772	77,80
EL SALVADOR	9.666	4.264	-55,89	31.697	18.145	-42,75
COSTA RICA	94.050	109.819	16,77	185.542	418.250	125,42
HAITI	10.000	0	-100,00	7.885	0	-100,00
BARBADOS	9.946	19.767	108,16	30.908	83.430	169,93
ANTIGUA AND BARBUDA	31.395	12.357	-60,64	69.257	33.890	-51,07
ANGUILLA	476	9.473	1.890,13	1.413	720	-49,04
ARUBA	28.445	19.614	-31,05	34.093	145.808	327,68
BERMUDA	0	100	-	0	532	-
CAPE VERDE	4.806	0	-100,00	10.046	0	-100,00
CAYMAN ISLANDS	0	19.651	-	0	6.946	-
DOMINICA	16.907	48.599	187,45	49.853	145.731	192,32
FALKLAND ISLANDS (MALVINAS)	4.400	0	-100,00	5.742	0	-100,00
FRENCH GUIANA	40.499	24.449	-39,63	83.860	59.856	-28,62
FRENCH POLYNESIA	132.459	234.202	76,81	280.769	445.126	58,54
GRENADA	7.468	4.016	-46,22	22.450	14.343	-36,11
MARTINIQUE	165.794	88.648	-46,53	417.333	204.311	-51,04
NETHERLANDS ANTILLES	179.768	105.233	-41,46	375.856	340.812	-9,32
SAINT LUCIA	5.235	4.723	-9,78	16.601	18.806	13,28
TURKS AND CAICOS ISLANDS	189	13.200	6.884,13	622	21.818	3.407,72
GUADELOUPE	160.832	112.139	-30,28	457.438	371.125	-18,87
SAINT KITTS AND NEVIS	0	4.141	-	0	6.591	-
UNITED KINGDOM	13.482.704	26.369.404	95,58	18.318.698	19.334.104	5,54
NETHERLANDS	4.210.076	3.672.760	-12,76	14.320.881	10.915.863	-23,78
FRANCE	3.498.414	3.203.623	-8,43	8.339.598	8.387.469	0,57
GERMANY, FED. REP. OF	10.893.531	8.869.493	-18,58	28.444.144	25.747.265	-9,48
AUSTRIA	186.814	36.030	-80,71	411.088	104.609	-74,55
BELGIUM	3.287.329	3.187.259	-3,04	10.404.081	11.161.442	7,28
SWITZERLAND	91.970	36.831	-59,95	303.038	168.867	-44,28
LUXEMBOURG	83	0	-100,00	94	0	-100,00
DENMARK	457.656	404.065	-11,71	1.541.099	1.896.097	23,04
NORWAY	171.660	144.712	-15,70	628.975	409.121	-34,95
SWEDEN	596.691	358.675	-39,89	1.510.280	1.093.276	-27,61
FINLAND	737.664	697.871	-5,39	2.012.776	2.032.478	0,98
IRELAND	453.898	260.891	-42,52	1.015.739	592.058	-41,71
ITALY	5.001.796	3.992.236	-20,18	12.546.913	10.934.761	-12,85
SPAIN	4.855.945	3.125.864	-35,63	13.539.602	9.179.207	-32,20
PORTUGAL	505.880	436.002	-13,81	1.254.929	1.200.960	-4,30
ICELAND	5.451	14.484	165,71	6.498	40.693	526,24
GREECE	1.442.864	1.748.821	21,20	3.745.040	4.781.864	27,69
HUNGARY	254.929	202.918	-20,40	735.691	612.164	-16,79
POLAND	1.136.906	1.367.847	20,31	2.893.161	3.410.666	17,89
ROMANIA	336.488	544.364	61,78	830.010	1.404.737	69,24
BULGARIA	151.686	192.804	27,11	437.408	409.748	-6,32
YUGOSLAVIA	27.681	18.172	-34,35	49.346	50.824	3,00
ARMENIA	6.300	2.974	-52,79	9.074	8.880	-2,14
BELARUS	7.937	0	-100,00	24.101	0	-100,00
KAZAKHSTAN	38.859	23.245	-40,18	78.736	68.416	-13,11
KYRGYZSTAN	2.196	0	-100,00	4.974	0	-100,00
UKRAINE	533.024	774.243	45,25	1.363.327	2.283.487	67,49
UZBEKISTAN	8.247	2.665	-67,69	29.318	4.086	-86,06
LITHUANIA	27.744	105.814	281,39	80.407	267.596	232,80
LATVIA	184.952	276.148	49,31	466.080	843.766	81,03
ESTONIA	87.318	91.793	5,12	191.809	446.434	132,75
GEORGIA	6.683	21.880	227,40	17.905	42.414	136,88
CROATIA	217.892	131.934	-39,45	527.698	324.183	-38,57
BOSNIA AND HERZEGOVINA	0	232	-	0	940	-
MALTA	15.671	10.995	-29,84	99.085	40.674	-58,95
SLOVAKIA	42.690	594.792	1.293,28	295.859	118.560	-59,93
SLOVENIA	288.986	299.830	3,75	686.032	731.649	6,65
CZECH REPUBLIC	111.435	73.603	-33,95	241.924	169.605	-29,89
REP. OF MACEDONIA	3.900	3.813	-2,23	12.805	11.935	-6,79
RUSSIA FEDERATION	967.422	1.036.588	7,15	3.432.641	4.047.431	17,91
-DARI BAHAN LAINNYA	520.178.115	471.181.689	-9,42	1.103.257.551	1.118.786.055	1,41

TABEL 5. PERKEMBANGAN EKSPOR INDONESIA MENURUT KOMODITI DAN NEGARA TUJUAN

JENIS BARANG	BERAT BERSIH (KG)		PERUB	NILAI FOB (US \$)		PERUB
	JAN-AGT 2007	JAN-AGT 2008	%	JAN-AGT 2007	JAN-AGT 2008	%
	(1)	(2)	(3)	(4)	(5)	(6)
JAPAN	59.682.772	60.971.142	2,16	99.981.100	109.269.690	9,29
HONG KONG	855.898	511.776	-40,21	1.793.451	1.712.204	-4,53
KOREA, DEMOCRATIC PEOPLE'S REI	139	13.357	9.509,35	25	11.656	46.524,00
KOREA, REPUBLIC OF	10.046.093	9.126.230	-9,16	20.000.946	18.889.965	-5,55
TAIWAN	6.581.538	6.599.773	0,28	11.802.557	15.488.228	31,23
CHINA	3.083.555	3.167.775	2,73	3.661.191	4.741.393	29,50
MONGOLIA	0	9.148	-	0	15.739	-
MACAU	47.900	30.982	-35,32	463.587	115.261	-75,14
PAPUA NEW GUINEA	10.143	15.727	55,05	10.979	27.460	150,11
THAILAND	368.367	474.948	28,93	728.437	1.228.338	68,63
SINGAPORE	10.396.019	4.564.663	-56,09	11.601.173	10.286.748	-11,33
PHILIPPINES	1.541.954	1.377.389	-10,67	1.327.960	1.553.372	16,97
MALAYSIA	16.084.735	18.630.361	15,83	18.205.428	21.199.868	16,45
MYANMAR (FORM. BURMA)	384	725	88,80	9.801	17.573	79,30
CAMBODIA	12.010	11.895	-0,96	86.364	43.713	-49,39
BRUNEI DARUSSALAM	232.048	263.648	13,62	179.621	387.516	115,74
VIET NAM	210.001	269.164	28,17	480.506	950.008	97,71
MALDIVES	1.075.191	1.125.683	4,70	2.201.690	2.636.359	19,74
INDIA	1.827.575	1.544.023	-15,52	2.526.988	2.308.642	-8,64
PAKISTAN	11.904	144.094	1.110,47	16.820	116.187	590,77
BANGLADESH	24.856	5.245	-78,90	32.436	17.845	-44,98
SRI LANKA	335.259	494.458	47,49	340.619	442.158	29,81
AFGHANISTAN	77.316	20.276	-73,78	62.530	18.215	-70,87
IRAN (ISLAMIC REPUBLIC OF)	193.158	364.858	88,89	617.216	961.055	55,71
SAUDI ARABIA	1.912.894	2.150.333	12,41	2.005.136	2.497.507	24,56
ISRAEL	33.417	1.241.702	3.615,78	45.688	2.542.937	5.465,88
KUWAIT	1.079.754	1.528.991	41,61	1.539.450	2.083.892	35,37
JORDAN	414.656	321.857	-22,38	622.181	592.771	-4,73
LEBANON	730.368	798.504	9,33	1.083.336	1.434.494	32,41
YEMEN	489.768	510.855	4,31	572.838	608.194	6,17
OMAN	428.538	370.585	-13,52	372.672	400.269	7,41
SYRIA ARAB REPUBLIC	17.587	130.153	640,05	51.522	423.162	721,32
TURKEY	2.232.297	1.627.794	-27,08	5.508.971	5.778.653	4,90
UNITED ARAB EMIRATES	32.137.019	37.164.393	15,64	22.348.533	28.031.560	25,43
QATAR	257.869	376.286	45,92	408.559	757.331	85,37
BAHRAIN	509.761	531.926	4,35	835.139	839.771	0,55
CYPRUS	439.214	386.711	-11,95	1.209.646	1.583.320	30,89
EGYPT	842.843	781.232	-7,31	1.053.372	1.441.691	36,86
LIBYAN ARAB JAMAHIRIYA	269.432	209.246	-22,34	213.502	215.441	0,91
MOROCCO	784.800	641.095	-18,31	900.580	974.324	8,19
TUNISIA	48.890	46.617	-4,65	237.169	273.109	15,15
ALGERIA	116.264	150.463	29,41	134.692	171.809	27,56
SUDAN	402.825	363.181	-9,84	422.130	432.566	2,47
NAMIBIA	103.303	153.367	48,46	105.891	136.652	29,05
ETHIOPIA	298.914	71.267	-76,16	288.076	79.874	-72,27
TANZANIA, UNITED REPUBLIC OF	594.171	584.941	-1,55	610.828	599.862	-1,80
MADAGASCAR	141.378	26.680	-81,13	185.731	51.679	-72,18
KENYA	339.313	393.187	15,88	288.715	403.997	39,93
REUNION	1.624.112	3.672.013	126,09	2.730.012	4.526.120	65,79
MOZAMBIQUE	118.137	63.010	-46,66	180.140	131.340	-27,09
BOTSWANA	0	23.654	-	0	24.933	-
EQUATORIAL GUINEA	43.489	33.165	-23,74	29.273	33.618	14,84
TOGO	12.310	34.091	176,94	9.331	128.927	1.281,71
GHANA	183.450	184.953	0,82	256.973	256.624	-0,14
ANGOLA	379.159	335.826	-11,43	380.963	284.678	-25,27
CONGO	76.703	165.332	115,55	79.929	239.046	199,07
CAMEROON	39.097	222.831	469,94	26.243	198.017	654,55
NIGERIA	110.498	112.637	1,94	164.774	231.489	40,49
SIERRA LEONE	0	8.000	-	0	7.549	-
GABON	89.479	49.521	-44,66	134.614	73.517	-45,39
COTE D'IVOIRE	143.202	119.392	-16,63	146.833	127.657	-13,06
SENEGAL	18.071	62.498	245,85	30.811	159.451	417,51
MAURITANIA	69.848	0	-100,00	139.875	0	-100,00
MALI	16.067	31.441	95,69	22.649	88.036	288,70
BENIN	448.269	388.145	-13,41	494.771	467.345	-5,54
BURKINA FASO	5.836	0	-100,00	11.990	0	-100,00
GAMBIA	5.836	0	-100,00	11.990	0	-100,00
U.S. VIRGIN ISLANDS	74.550	97.386	30,63	132.888	187.797	41,32
SEYCHELLES	94.791	159.259	68,01	142.778	493.075	245,34
UGANDA	46.999	9.147	-80,54	85.240	13.910	-83,68
NIGER	0	6.179	-	0	10.667	-
DJIBOUTI	629.269	794.917	26,32	378.778	485.633	28,21
SAO TOME AND PRINCIPE	0	3.805	-	0	4.089	-
SWAZILAND	0	5.270	-	0	8.143	-
SOUTH AFRICA	4.119.880	3.438.931	-16,53	7.095.252	6.161.757	-13,16
ZAMBIA	23.076	53.337	131,14	25.304	62.515	147,06
MAURITIUS	425.503	637.411	49,80	756.770	2.129.718	181,42
RWANDA	73.338	68.059	-7,20	73.260	75.270	2,74

TABEL 5. PERKEMBANGAN EKSPOR INDONESIA MENURUT KOMODITI DAN NEGARA TUJUAN

JENIS BARANG	BERAT BERSIH (KG)		PERUB	NILAI FOB (US \$)		PERUB
	JAN-AGT 2007	JAN-AGT 2008	%	JAN-AGT 2007	JAN-AGT 2008	%
	(1)	(2)	(3)	(4)	(5)	(6)
VIRGIN ISLANDS (BRITISH)	16.385	23.059	40,73	55.843	63.619	13,92
AUSTRALIA	20.287.000	18.380.840	-9,40	31.772.830	34.558.900	8,77
NEW ZEALAND	1.685.999	1.700.087	0,84	3.368.523	3.978.003	18,09
MICRONESIA, FEDERATED STATES (0	377	-	0	1.925	-
GUAM	71.806	38.657	-46,16	86.248	90.830	5,31
PALAU	75	246	228,00	84	1.124	1.238,10
NEW CALEDONIA	702.565	675.364	-3,87	1.112.681	1.227.770	10,34
NORTHERN MARIANA ISLANDS	9.341	0	-100,00	32.618	0	-100,00
SAINT VINCENT AND THE GRENADIN	41.942	58.345	39,11	126.023	154.608	22,68
VANUATU	40.853	26.245	-35,76	79.256	59.809	-24,54
WALLIS AND FUTUNA ISLANDS	12.542	14.086	12,31	17.236	23.986	39,16
AMERICAN SAMOA	8.696	0	-100,00	70.435	0	-100,00
COOK ISLANDS	38.409	1.799	-95,32	102.161	28.799	-71,81
FIJI	96.583	160.008	65,67	150.324	695.578	362,72
SAMOA	10.791	2.505	-76,79	10.837	4.777	-55,92
SOLOMON ISLANDS	50	6.824	13.548,00	665	19.048	2.764,36
TONGA	631	13.339	2.013,95	779	11.809	1.415,92
EAST TIMOR	27.701	134.158	384,31	83.712	83.507	-0,24
UNITED STATES	126.336.151	109.274.843	-13,50	362.347.150	344.416.589	-4,95
CANADA	7.739.969	7.808.317	0,88	18.633.689	20.813.231	11,70
MEXICO	1.010.073	866.284	-14,24	2.346.982	2.502.110	6,61
GUATEMALA	100.181	318.146	217,57	187.672	657.750	250,48
HONDURAS	22.318	40.276	80,46	20.575	43.866	113,20
NICARAGUA	6.310	12.230	93,82	4.732	29.052	513,95
PANAMA	674.271	712.709	5,70	1.328.337	1.106.353	-16,71
CUBA	0	5.912	-	0	14.039	-
SURINAME	121.770	120.855	-0,75	151.619	221.918	46,37
CHILE	225.842	232.380	2,89	375.217	516.851	37,75
VENEZUELA	162.431	126.550	-22,09	387.135	274.395	-29,12
ARGENTINA	481.897	766.432	59,04	1.128.898	1.588.195	40,69
BRAZIL	273.587	281.251	2,80	645.697	609.224	-5,65
COLOMBIA	137.638	159.185	15,65	211.084	284.239	34,66
BOLIVIA	39.907	0	-100,00	97.332	0	-100,00
URUGUAY	36.458	76.177	108,94	122.596	186.615	52,22
PARAGUAY	4.092	0	-100,00	3.911	0	-100,00
ECUADOR	82.451	24.650	-70,10	167.782	164.885	-1,73
PERU	28.957	50.325	73,79	33.782	149.055	341,23
GUYANA	3.039	2.852	-6,15	10.387	3.823	-63,19
TRINIDAD AND TOBAGO	35.969	104.462	190,42	94.189	204.805	117,44
BAHAMAS	84.605	48.751	-42,38	237.634	79.797	-66,42
JAMAICA	173.994	178.718	2,72	282.375	465.921	65,00
PUERTO RICO	621.738	741.213	19,22	1.314.489	1.609.214	22,42
BELIZE	540	341	-36,85	1.603	955	-40,42
DOMINICAN REPUBLIC	517.800	812.455	56,91	1.000.595	1.964.250	96,31
EL SALVADOR	10.038	17.080	70,15	18.117	43.019	137,45
COSTA RICA	188.239	149.964	-20,33	300.683	352.025	17,08
HAITI	0	9.200	-	0	24.578	-
BARBADOS	64.712	84.685	30,86	128.219	190.105	48,27
ANTIGUA AND BARBUDA	32.098	5.538	-82,75	70.017	35.021	-49,98
ANGUILLA	27.318	44.635	63,39	66.313	80.951	22,07
ARUBA	160.821	127.125	-20,95	377.866	258.391	-31,62
BERMUDA	17.027	19.745	15,96	61.690	66.881	8,41
CAYMAN ISLANDS	54.120	22.534	-58,36	125.036	74.876	-40,12
DOMINICA	13.138	18.289	39,21	25.368	38.543	51,94
FALKLAND ISLANDS (MALVINAS)	6.049	0	-100,00	7.914	0	-100,00
FRENCH GUIANA	82.285	136.649	66,07	199.637	280.329	40,42
FRENCH POLYNESIA	737.988	627.254	-15,00	1.502.815	1.258.434	-16,26
GRENADA	12.709	13.979	9,99	13.148	36.304	176,12
MARTINIQUE	233.640	486.933	108,41	501.254	931.390	85,81
NETHERLANDS ANTILLES	286.018	483.770	69,14	577.045	1.294.393	124,31
NORFOLK ISLANDS	33	22.091	66.842,42	186	48.297	25.866,13
SAINT LUCIA	22.325	7.291	-67,34	35.228	33.047	-6,19
TURKS AND CAICOS ISLANDS	15.754	48.455	207,57	52.592	91.592	74,16
GADELOUPE	231.427	396.276	71,23	591.270	937.922	58,63
SAINT KITTS AND NEVIS	4.461	7.670	71,93	25.599	35.333	38,02
UNITED KINGDOM	32.716.405	18.741.447	-42,72	62.839.778	56.565.132	-9,99
NETHERLANDS	30.700.056	28.079.229	-8,54	76.140.011	82.032.943	7,74
FRANCE	26.570.578	24.330.867	-8,43	60.283.908	64.123.895	6,37
GERMANY, FED. REP. OF	18.774.040	12.967.279	-30,93	44.035.387	39.260.309	-10,84
AUSTRIA	446.659	213.260	-52,25	1.370.535	806.445	-41,16
BELGIUM	18.190.880	17.387.403	-4,42	52.284.393	53.931.501	3,15
SWITZERLAND	552.963	418.599	-24,30	1.351.591	2.054.200	51,98
LUXEMBOURG	6.428	4.155	-35,36	19.162	8.843	-53,85
GIBRALTAR	0	3.799	-	0	15.593	-
MONACO	6.989	0	-100,00	21.805	0	-100,00
DENMARK	5.148.156	4.355.383	-15,40	17.788.748	17.261.672	-2,96
NORWAY	2.781.636	1.596.877	-42,59	6.418.571	4.419.332	-31,15
SWEDEN	4.376.305	2.607.607	-40,42	11.418.035	8.107.551	-28,99

TABEL 5. PERKEMBANGAN EKSPOR INDONESIA MENURUT KOMODITI DAN NEGARA TUJUAN

JENIS BARANG	BERAT BERSIH (KG)		PERUB	NILAI FOB (US \$)		PERUB
	JAN-AGT 2007	JAN-AGT 2008	%	JAN-AGT 2007	JAN-AGT 2008	%
	(1)	(2)	(3)	(4)	(5)	(6)
FINLAND	1.273.014	1.295.398	1,76	4.011.915	4.939.127	23,11
IRELAND	3.730.732	2.529.460	-32,20	8.198.721	6.455.781	-21,26
ITALY	14.023.049	11.522.839	-17,83	31.650.567	30.441.845	-3,82
SPAIN	20.295.107	15.241.611	-24,90	41.192.672	35.535.811	-13,73
PORTUGAL	2.143.305	3.052.604	42,43	3.249.732	4.521.521	39,14
ICELAND	132.294	88.590	-33,04	239.465	227.729	-4,90
GREECE	3.309.132	2.837.291	-14,26	7.365.932	7.216.735	-2,03
VATICAN CITY STATE (HOLY SEE)	775	0	-100,00	150	0	-100,00
ANDORRA	0	3.378	-	0	1.552	-
DEMOCRATIC REPUBLIC OF THE CO	183.157	75.557	-58,75	201.117	66.031	-67,17
HUNGARY	267.946	241.595	-9,83	534.106	437.188	-18,15
POLAND	802.071	1.028.611	28,24	1.568.257	2.397.789	52,90
ROMANIA	149.641	335.317	124,08	262.950	465.920	77,19
BULGARIA	231.167	261.254	13,02	380.146	530.242	39,48
YUGOSLAVIA	36.821	59.038	60,34	61.663	116.978	89,71
ALBANIA	6.237	23.569	277,89	3.550	84.585	2.282,68
ARMENIA	19.981	262.189	1.212,19	22.837	349.405	1.430,00
AZERBAIJAN	164	11.385	6.842,07	1.645	47.517	2.788,57
BELARUS	936	0	-100,00	3.300	0	-100,00
KAZAKHSTAN	5.410	404	-92,53	17.740	2.349	-86,76
UKRAINE	481.158	323.720	-32,72	1.056.389	804.866	-23,81
UZBEKISTAN	1.192	0	-100,00	6.830	0	-100,00
LITHUANIA	49.077	134.504	174,07	127.897	476.003	272,18
LATVIA	201.356	600.473	198,21	544.155	1.166.511	114,37
ESTONIA	173.801	252.962	45,55	396.806	1.268.269	219,62
GEORGIA	20.624	54.843	165,92	63.004	127.382	102,18
CROATIA	433.828	584.396	34,71	891.952	984.990	10,43
BOSNIA AND HERZEGOVINA	3.527	2.164	-38,64	8.913	6.754	-24,22
MALTA	167.178	127.870	-23,51	444.972	338.848	-23,85
SLOVAKIA	161.479	113.344	-29,81	146.253	165.921	13,45
SLOVENIA	366.075	357.032	-2,47	568.431	972.403	71,07
CZECH REPUBLIC	359.907	486.812	35,26	1.264.119	1.540.045	21,83
SOUTH GEORGIA AND THE SOUTH S	0	488	-	0	417	-
REP. OF MACEDONIA	1.599	0	-100,00	4.010	0	-100,00
RUSSIA FEDERATION	506.664	757.754	49,56	1.192.494	2.080.491	74,47
-AN ORGANIK	1.178.682.630	3.788.215.788	221,39	323.266.026	536.727.935	66,03
JAPAN	134.127.100	193.161.813	44,01	39.182.644	64.237.004	63,94
HONG KONG	520.161	324.331	-37,65	115.960	160.145	38,10
KOREA, REPUBLIC OF	205.940.716	317.652.109	54,24	56.232.990	103.787.574	84,57
TAIWAN	268.145.093	317.611.455	18,45	72.951.761	113.041.103	54,95
CHINA	59.598.837	2.491.011.673	4.079,63	19.552.835	82.400.594	321,43
PAPUA NEW GUINEA	48.140	74.999	55,79	11.855	14.723	24,19
THAILAND	66.024.847	108.735.503	64,69	17.404.495	36.292.576	108,52
SINGAPORE	28.197.970	25.145.978	-10,82	9.682.020	8.799.938	-9,11
PHILIPPINES	64.067.867	57.695.008	-9,95	16.462.213	18.532.149	12,57
MALAYSIA	65.528.774	54.994.611	-16,08	18.872.116	23.121.889	22,52
MYANMAR (FORM. BURMA)	360.000	278.000	-22,78	152.979	91.051	-40,48
BRUNEI DARUSSALAM	3.874.050	6.919.200	78,60	744.457	1.495.281	100,86
NEPAL	20.000	0	-100,00	8.730	0	-100,00
VIET NAM	31.315.035	46.320.302	47,92	10.209.007	20.917.124	104,89
MALDIVES	18.977	301	-98,41	6.908	105	-98,48
INDIA	125.117.244	54.306.442	-56,60	32.889.124	20.077.973	-38,95
PAKISTAN	2.315.696	2.980.773	28,72	658.395	1.151.039	74,82
BANGLADESH	8.667.280	8.619.005	-0,56	1.543.719	1.594.808	3,31
SRI LANKA	4.416.232	5.961.399	34,99	1.209.851	1.436.602	18,74
IRAN (ISLAMIC REPUBLIC OF)	200.000	100.000	-50,00	182.000	114.000	-37,36
SAUDI ARABIA	888.294	480.040	-45,96	598.371	666.618	11,41
OMAN	6	0	-100,00	1.400	0	-100,00
TURKEY	188.107	774.106	311,52	62.761	212.276	238,23
UNITED ARAB EMIRATES	708.948	1.186.222	67,32	123.930	1.899.382	1.432,62
QATAR	0	21.900	-	0	8.450	-
BAHRAIN	31.940	1.042.200	3.162,99	37.900	1.270.108	3.251,21
EGYPT	1.152.100	2.044.500	77,46	106.670	311.890	192,39
SUDAN	193.050	107.250	-44,44	34.492	24.668	-28,48
TANZANIA, UNITED REPUBLIC OF	2.751.116	6.525.000	137,18	257.385	783.327	204,34
MADAGASCAR	593.000	342.500	-42,24	75.714	66.215	-12,55
KENYA	3.489.000	3.760.000	7,77	325.040	457.590	40,78
GUINEA	72.000	0	-100,00	31.680	0	-100,00
NIGERIA	118.654	415.341	250,04	129.075	491.532	280,81
BENIN	448	0	-100,00	300	0	-100,00
SOUTH AFRICA	500.259	508.100	1,57	300.352	296.381	-1,32
MAURITIUS	3.161.331	1.323.576	-58,13	346.867	181.082	-47,79
AUSTRALIA	47.257.825	48.656.750	2,96	11.039.926	19.447.925	76,16
NEW ZEALAND	668.261	1.354.211	102,65	533.430	1.577.485	195,72
NEW CALEDONIA	0	410	-	0	1.950	-
FIJI	0	2.025.000	-	0	394.875	-
EAST TIMOR	20	11.447	57.135,00	8	6.720	83.900,00

TABEL 5. PERKEMBANGAN EKSPOR INDONESIA MENURUT KOMODITI DAN NEGARA TUJUAN

JENIS BARANG	BERAT BERSIH (KG)		PERUB %	NILAI FOB (US \$)		PERUB %
	JAN-AGT 2007	JAN-AGT 2008		JAN-AGT 2007	JAN-AGT 2008	
	(1)	(2)	(3)	(4)	(5)	(6)
UNITED STATES	18.047.104	20.790.321	15,20	2.212.507	6.539.967	195,59
CANADA	105.000	201.248	91,66	74.750	162.505	117,40
MEXICO	40.000	20.000	-50,00	13.000	38.000	192,31
BRAZIL	1	20.000	1.999.900,00	2	38.000	1.899.900,00
HAITI	1.396	0	-100,00	5.573	0	-100,00
UNITED KINGDOM	596.171	694.230	16,45	202.729	582.496	187,33
NETHERLANDS	162.005	172.201	6,29	80.852	160.645	98,69
FRANCE	623.102	453.041	-27,29	243.469	442.017	81,55
GERMANY, FED. REP. OF	1.054.174	341.375	-67,62	768.105	327.115	-57,41
AUSTRIA	1.000	21	-97,90	500	300	-40,00
BELGIUM	527.180	371.123	-29,60	176.584	364.662	106,51
SWITZERLAND	1	1	0,00	16	19	18,75
DENMARK	40.000	100.000	150,00	14.000	95.300	580,71
NORWAY	25.481.610	0	-100,00	6.328.727	0	-100,00
SWEDEN	104.779	40.000	-61,82	73.881	43.000	-41,80
FINLAND	280.102	217.812	-22,24	109.654	244.331	122,82
IRELAND	0	40.000	-	0	42.400	-
ITALY	912.856	940.000	2,97	551.263	798.366	44,82
SPAIN	294.497	508.000	72,50	102.945	563.565	447,44
PORTUGAL	22.000	0	-100,00	7.348	0	-100,00
GREECE	9.140	0	-100,00	182.001	0	-100,00
DEMOCRATIC REPUBLIC OF THE CO	40.000	0	-100,00	16.990	0	-100,00
POLAND	22.000	439.000	1.895,45	7.348	439.225	5.877,48
BULGARIA	0	20.000	-	0	9.600	-
KAZAKHSTAN	0	15.960	-	0	16.000	-
LITHUANIA	40.000	40.000	0,00	13.740	34.230	149,13
GEORGIA	0	200.000	-	0	228.000	-
SLOVAKIA	0	120.000	-	0	194.040	-
CZECH REPUBLIC	134	0	-100,00	682	0	-100,00
-ORGANIK	2.463.784.001	1.622.335.017	-34,15	1.850.424.268	1.336.097.112	-27,80
JAPAN	286.131.762	227.771.967	-20,40	124.874.561	116.427.110	-6,76
HONG KONG	15.502.268	7.226.397	-53,38	23.887.236	12.702.115	-46,82
KOREA, DEMOCRATIC PEOPLE'S REI	0	408.520	-	0	544.866	-
TAIWAN, REPUBLIC OF	131.673.452	122.474.222	-6,99	103.543.820	88.735.482	-14,30
TAIWAN	154.586.446	205.888.921	33,19	134.909.170	46.780.673	-65,32
CHINA	736.740.200	236.572.998	-67,89	425.428.307	225.057.348	-47,10
MACAU	9	31.640	351.455,56	360	3.020	738,89
PAPUA NEW GUINEA	41.069	15.138	-63,14	51.328	29.455	-42,61
THAILAND	253.132.720	166.009.959	-34,42	249.424.484	127.678.878	-48,81
SINGAPORE	165.650.351	52.433.136	-68,35	160.405.724	57.846.093	-63,94
PHILIPPINES	26.801.346	40.961.732	52,83	17.022.143	26.949.330	58,32
MALAYSIA	260.225.412	233.639.730	-10,22	157.480.950	171.431.900	8,86
MYANMAR (FORM. BURMA)	1.031.739	595.862	-42,25	628.255	663.327	-19,91
CAMBODIA	1.934.256	1.545.106	-20,12	2.367.948	2.035.243	-14,05
BRUNEI DARUSSALAM	37.995	60.897	60,28	44.656	127.103	184,63
LAO PEOPLE'S DEMOCRATIC REPUB	690	0	-100,00	495	0	-100,00
NEPAL	45.000	112.517	150,04	41.900	106.610	154,44
VIET NAM	61.081.238	51.995.859	-14,87	55.323.211	57.581.466	4,08
MALDIVES	2.898	4.967	71,39	4.654	5.378	15,56
INDIA	66.232.060	37.105.904	-43,98	62.889.761	42.442.885	-32,51
PAKISTAN	10.919.096	4.211.726	-61,43	12.842.452	7.472.873	-41,81
BANGLADESH	2.731.898	4.614.564	68,91	2.683.286	5.432.698	102,46
SRI LANKA	1.575.990	3.267.724	107,34	1.832.472	4.267.570	132,89
IRAN (ISLAMIC REPUBLIC OF)	3.388.750	3.309.040	-2,35	3.471.200	5.077.996	46,29
SAUDI ARABIA	13.658.648	5.070.722	-62,88	15.224.366	6.327.744	-58,44
ISRAEL	0	776.248	-	0	1.378.047	-
KUWAIT	63.591	24.148	-62,03	173.795	119.675	-31,14
JORDAN	703.088	533.958	-24,06	487.816	771.235	58,10
LEBANON	70.000	105.000	50,00	96.547	198.156	105,24
YEMEN	1.136	3.854	239,26	657	2.865	336,07
OMAN	11.513	19.660	70,76	49.168	51.698	5,15
SYRIA ARAB REPUBLIC	490.546	591.822	20,65	452.185	547.189	21,01
TURKEY	34.833.394	8.953.557	-74,30	32.241.733	13.377.556	-58,51
UNITED ARAB EMIRATES	3.610.986	6.961.987	92,80	2.602.175	10.230.869	293,17
QATAR	5.241.008	13.856	-99,74	5.671.551	45.665	-99,19
CYPRUS	17.500	34.999	99,99	25.117	53.816	114,26
EGYPT	1.427.178	3.782.803	165,05	1.423.127	3.998.789	180,99
LIBYAN ARAB JAMAHIRIYA	15.000	3.534	-76,44	6.882	18.655	171,07
MOROCCO	341.599	43.200	-87,35	411.830	22.832	-94,46
TUNISIA	0	84.600	-	0	113.132	-
ALGERIA	37.500	805.650	2.048,40	92.881	736.421	692,87
SUDAN	127.812	364.754	185,38	79.084	996.411	1.159,94
TANZANIA, UNITED REPUBLIC OF	563.075	723.500	28,49	298.350	910.794	205,28
MADAGASCAR	58.149	102.923	77,00	75.252	166.424	121,16
KENYA	478.516	377.536	-21,10	322.733	644.356	99,66
MOZAMBIQUE	20.000	100.000	400,00	13.800	160.400	1.062,32
TOGO	0	21.600	-	0	11.872	-

TABEL 5. PERKEMBANGAN EKSPOR INDONESIA MENURUT KOMODITI DAN NEGARA TUJUAN

JENIS BARANG	BERAT BERSIH (KG)		PERUB	NILAI FOB (US \$)		PERUB
	JAN-AGT 2007	JAN-AGT 2008	%	JAN-AGT 2007	JAN-AGT 2008	%
	(1)	(2)	(3)	(4)	(5)	(6)
GHANA	392.575	568.965	44,93	260.447	501.185	92,43
LIBERIA	0	23.392	-	0	34.929	-
GUINEA	1	0	-100,00	10	0	-100,00
ANGOLA	0	3.240.000	-	0	1.976.400	-
CAMEROON	21.600	121.600	462,96	10.212	174.024	1.604,11
NIGERIA	10.505.246	14.958.470	42,39	5.935.923	18.003.890	203,30
SIERRA LEONE	106.142	124.738	17,52	130.556	168.646	29,18
COTE D'IVOIRE	166.400	1.161.051	597,75	110.504	1.389.848	1.157,74
SENEGAL	2.941	0	-100,00	22.620	0	-100,00
BENIN	34.618	100.250	189,59	82.627	82.275	-0,43
DJIBOUTI	108.000	20.000	-81,48	68.400	28.000	-59,06
SWAZILAND	1.725	426	-75,30	124.572	45.365	-63,58
SOUTH AFRICA	2.723.930	4.260.482	56,41	2.639.761	5.623.149	113,02
ZAMBIA	320.000	0	-100,00	187.900	0	-100,00
MALAWI	222.000	606.000	172,97	133.650	983.090	635,57
MAURITIUS	173.622	83.035	-52,17	190.736	107.920	-43,42
AUSTRALIA	15.501.785	14.897.854	-3,90	16.749.599	23.494.832	40,27
NEW ZEALAND	2.229.137	2.462.262	10,46	2.202.559	3.283.076	49,06
GUAM	0	15.618	-	0	22.197	-
NEW CALEDONIA	1.149	32	-97,21	1.370	144	-89,49
AMERICAN SAMOA	1.060	0	-100,00	1.513	0	-100,00
FIJI	1.284	0	-100,00	4.502	0	-100,00
SOLOMON ISLANDS	5.485	7.098	29,41	37.587	16.432	-56,28
TONGA	0	34	-	0	27	-
EAST TIMOR	82.559	0	-100,00	166.997	0	-100,00
UNITED STATES	35.674.815	29.890.813	-16,21	38.035.027	53.931.665	41,79
CANADA	2.046.529	3.568.175	74,35	2.330.089	5.515.445	136,71
MEXICO	1.131.584	679.000	-40,00	2.147.688	1.332.585	-37,95
GUATEMALA	154.799	196.100	26,68	169.558	118.889	-29,88
PANAMA	0	22.000	-	0	46.570	-
CHILE	1.574.450	635.449	-59,64	1.530.028	483.592	-68,39
VENEZUELA	568.199	96.800	-82,96	735.445	178.520	-75,73
ARGENTINA	1.484.258	1.344.260	-9,43	1.646.035	1.811.684	10,06
BRAZIL	3.636.211	3.403.214	-6,41	3.760.180	4.757.109	26,51
COLOMBIA	1.742.468	660.855	-62,07	2.261.688	1.190.790	-47,35
BOLIVIA	0	39.000	-	0	112.575	-
URUGUAY	88.500	45.700	-48,36	311.893	539.208	72,88
PARAGUAY	60.000	86.400	44,00	35.174	48.325	37,39
ECUADOR	35.000	18.000	-48,57	44.680	20.520	-54,07
PERU	954.700	337.800	-64,62	1.136.752	466.104	-59,00
TRINIDAD AND TOBAGO	0	174	-	0	1.375	-
JAMAICA	25.975	14.837	-42,88	23.366	23.902	2,29
PUERTO RICO	500	0	-100,00	26.340	0	-100,00
DOMINICAN REPUBLIC	122.499	18.000	-85,31	152.373	35.608	-76,63
EL SALVADOR	0	22.300	-	0	50.706	-
COSTA RICA	87.506	600	-99,31	117.589	4.288	-96,35
DOMINICA	21.600	21.600	0,00	9.878	11.818	19,64
GRENADA	0	84.000	-	0	90.750	-
UNITED KINGDOM	8.280.288	5.363.438	-35,23	9.261.888	8.652.439	-6,58
NETHERLANDS	22.892.188	35.287.665	54,15	27.103.298	49.878.849	84,03
FRANCE	2.208.217	1.125.958	-49,01	3.040.238	2.264.845	-25,50
GERMANY, FED. REP. OF	13.654.641	9.989.645	-26,84	20.098.599	19.418.501	-3,38
AUSTRIA	0	332	-	0	16.504	-
BELGIUM	41.676.034	21.996.505	-47,22	52.223.844	37.668.094	-27,87
SWITZERLAND	253.109	231.507	-8,53	668.944	606.191	-9,38
DENMARK	196.000	1.105.820	464,19	220.874	975.745	341,77
NORWAY	153.375	161.029	4,99	188.179	179.628	-4,54
SWEDEN	1.168.000	952.539	-18,45	1.443.709	1.448.632	0,34
FINLAND	1.211.346	1.661.500	37,16	1.629.765	2.364.599	45,09
IRELAND	58.336	133.825	129,40	1.063.121	689.082	-35,18
ITALY	16.472.530	4.074.309	-75,27	16.560.721	6.232.953	-62,36
SPAIN	16.872.430	7.381.907	-56,25	16.882.945	10.675.804	-36,77
PORTUGAL	826.343	467.497	-43,43	833.667	694.292	-16,72
GREECE	578.244	2.522.058	336,16	577.767	3.065.430	430,57
DEMOCRATIC REPUBLIC OF THE CO	235.401	254.562	8,14	379.150	388.131	2,37
HUNGARY	115.248	29.400	-74,49	265.390	68.062	-74,35
POLAND	3.706.499	4.149.000	11,94	4.349.780	5.855.455	34,61
ROMANIA	105.000	112.096	6,76	136.393	183.730	34,71
BULGARIA	319.513	203.473	-36,32	329.620	417.725	26,73
YUGOSLAVIA	0	21.600	-	0	12.312	-
BELARUS	0	19.980	-	0	10.989	-
TAJIKISTAN	0	10.000	-	0	23.700	-
TURKMENISTAN	0	50.750	-	0	242.278	-
UKRAINE	294.117	766.400	160,58	445.891	1.487.559	233,61
LITHUANIA	189.980	904.479	376,09	263.764	1.653.629	526,94
LATVIA	87.500	35.000	-60,00	124.073	57.560	-53,61
ESTONIA	130.000	286.396	120,30	97.565	276.451	183,35
CROATIA	35.003	614	-98,25	44.127	1.500	-96,60

TABEL 5. PERKEMBANGAN EKSPOR INDONESIA MENURUT KOMODITI DAN NEGARA TUJUAN

JENIS BARANG	BERAT BERSIH (KG)		PERUB	NILAI FOB (US \$)		PERUB
	JAN-AGT 2007	JAN-AGT 2008	%	JAN-AGT 2007	JAN-AGT 2008	%
(1)	(2)	(3)	(4)	(5)	(6)	(7)
SLOVENIA	657.497	802.497	22,05	841.333	1.204.087	43,12
CZECH REPUBLIC	1.391.000	194.000	-86,05	1.532.468	278.125	-81,85
RUSSIA FEDERATION	6.768.426	8.444.415	24,76	7.173.905	12.112.754	68,84
-LAINNYA	882.318.180	151.423.500	-82,84	381.590.444	137.578.204	-63,95
JAPAN	55.057.730	9.036.669	-83,59	29.455.476	8.177.805	-72,24
HONG KONG	132.640	341.877	157,75	226.005	468.513	107,30
KOREA, REPUBLIC OF	109.869.034	47.041.903	-57,18	67.100.879	43.954.575	-34,49
TAIWAN	48.921.546	437.370	-99,11	23.984.769	670.349	-97,21
CHINA	65.736.043	743.642	-98,87	34.572.302	944.020	-97,27
THAILAND	34.152.424	48.572.133	42,22	18.450.330	46.093.586	149,83
SINGAPORE	544.120.991	22.671.417	-95,83	199.025.327	19.152.001	-90,38
PHILIPPINES	715.407	795.037	11,13	799.787	894.716	11,87
MALAYSIA	22.643.338	16.353.048	-27,78	6.848.830	12.533.025	83,00
MYANMAR (FORM. BURMA)	619.662	0	-100,00	609.403	0	-100,00
CAMBODIA	317	0	-100,00	2.507	0	-100,00
BRUNEI DARUSSALAM	16.541	17.014	2,86	17.041	18.440	8,21
VIET NAM	62.476	38.591	-38,23	96.107	127.979	33,16
MALDIVES	0	311	-	0	239	-
INDIA	1.577	3.796	140,71	4.463	14.580	226,69
PAKISTAN	4.460	21.498	382,02	14.452	25.497	76,43
BANGLADESH	48.000	47.999	0,00	80.900	80.840	-0,07
SRI LANKA	15.919	10.506	-34,00	39.300	25.078	-36,19
LEBANON	0	29.316	-	0	47.471	-
TURKEY	0	14.136	-	0	19.543	-
UNITED ARAB EMIRATES	2.101	288	-86,29	11.644	1.073	-90,78
SUDAN	369	0	-100,00	850	0	-100,00
AUSTRALIA	71.625	232.517	224,63	119.535	314.499	163,10
NEW ZEALAND	65.832	2.862	-95,65	76.392	9.646	-87,37
FIJI	364	379	4,12	1.523	1.606	5,45
UNITED STATES	58.366	5.010.733	8.485,02	49.032	3.980.087	8.017,33
CANADA	0	28	-	0	91	-
UNITED KINGDOM	1.402	0	-100,00	3.325	0	-100,00
NETHERLANDS	3	11	266,67	3	10	233,33
FRANCE	0	11	-	0	70	-
GERMANY, FED. REP. OF	13	403	3.000,00	262	22.535	8.501,15
ITALY	0	5	-	0	330	-
PUPUK	436.500.759	147.832.808	-66,13	122.615.972	74.616.918	-39,15
JAPAN	25.841.680	27.885.623	7,91	3.372.282	4.160.976	23,39
HONG KONG	268	374	39,55	413	2.416	484,99
KOREA, REPUBLIC OF	503.289	1.054.170	109,46	71.453	114.153	59,76
TAIWAN	587.274	895.170	52,43	86.895	179.131	106,15
CHINA	129.497	88.758	-31,46	22.655	72.160	218,52
THAILAND	73.659.605	27.662.046	-62,45	21.701.954	20.120.642	-7,29
SINGAPORE	397.236	424.946	6,98	56.726	54.522	-3,89
PHILIPPINES	110.668.884	19.860.615	-82,05	33.072.647	10.567.740	-68,05
MALAYSIA	77.617.882	29.972.379	-61,38	23.669.183	22.948.162	-3,05
MYANMAR (FORM. BURMA)	0	1.057.226	-	0	512.931	-
CAMBODIA	0	199.990	-	0	13.185	-
BRUNEI DARUSSALAM	1.000	60.631	5.963,10	3.630	3.028	-16,58
LAO PEOPLE'S DEMOCRATIC REPUB	516	0	-100,00	370	0	-100,00
VIET NAM	580.038	2.610.399	350,04	50.387	368.041	630,43
MALDIVES	176	5.428	2.984,09	232	4.132	1.681,03
INDIA	105.785.048	100	-100,00	28.657.451	320	-100,00
BANGLADESH	0	3.039.922	-	0	1.000.720	-
SRI LANKA	34.430.000	0	-100,00	10.007.310	0	-100,00
JORDAN	0	66.000	-	0	47.520	-
OMAN	88.000	379.500	331,25	13.200	58.920	346,36
TURKEY	440.000	0	-100,00	127.600	0	-100,00
UNITED ARAB EMIRATES	300.000	285.799	-4,73	75.000	45.820	-38,91
EGYPT	0	60.000	-	0	39.855	-
MADAGASCAR	0	567.897	-	0	357.584	-
KENYA	1.084.121	1.150.000	6,08	265.080	932.650	251,84
SOUTH AFRICA	0	39.600	-	0	20.800	-
AUSTRALIA	3.461.525	5.985.287	72,91	710.032	2.151.748	203,05
NEW ZEALAND	110.000	1.311.336	1.092,12	17.898	414.317	2.214,88
EAST TIMOR	0	441	-	0	479	-
UNITED STATES	297.712	21.199.444	7.020,79	82.385	9.376.152	11.280,90
BRAZIL	86.184	107.730	25,00	268.447	410.153	52,79
NETHERLANDS	42.800	20.000	-53,27	13.901	10.905	-21,55
FRANCE	88.000	682.000	675,00	11.440	161.964	1.315,77
BELGIUM	40.000	0	-100,00	117.200	0	-100,00
SWITZERLAND	24	0	-100,00	1	0	-100,00
SWEDEN	0	20.000	-	0	770	-
IRELAND	220.000	352.000	60,00	33.000	117.040	254,67
SPAIN	40.000	0	-100,00	107.200	0	-100,00
RUSSIA FEDERATION	0	787.997	-	0	347.982	-

TABEL 5. PERKEMBANGAN EKSPOR INDONESIA MENURUT KOMODITI DAN NEGARA TUJUAN

JENIS BARANG	BERAT BERSIH (KG)		PERUB	NILAI FOB (US \$)		PERUB
	JAN-AGT 2007	JAN-AGT 2008	%	JAN-AGT 2007	JAN-AGT 2008	%
(1)	(2)	(3)	(4)	(5)	(6)	(7)
PRODUK PHARMASI	6.778.086	7.822.411	15,41	109.564.603	125.594.706	14,63
JAPAN	95.687	126.569	32,27	6.667.731	9.075.451	36,11
HONG KONG	61.877	108.814	75,86	1.774.913	1.928.400	8,65
KOREA, REPUBLIC OF	59.537	96.200	61,58	13.887.103	17.521.871	26,17
TAIWAN	129.576	4.278	-96,70	303.993	168.809	-44,47
CHINA	34.413	64.196	86,55	2.263.430	934.293	-58,72
MONGOLIA	30.416	37.679	23,88	175.585	301.708	71,83
MACAU	51	1.610	3.056,86	4.905	63.984	1.204,46
PAPUA NEW GUINEA	4.577	7.468	63,16	58.740	82.335	40,17
THAILAND	413.268	754.121	82,48	16.737.090	11.475.785	-31,44
SINGAPORE	402.111	420.486	4,57	5.107.415	3.689.618	-27,76
PHILIPPINES	608.734	1.261.041	107,16	8.354.971	14.759.876	76,66
MALAYSIA	992.806	1.031.201	3,87	2.563.838	4.974.557	94,03
MYANMAR (FORM. BURMA)	365.297	702.381	92,28	2.098.314	3.223.896	53,64
CAMBODIA	66.110	121.753	84,17	1.412.969	2.123.706	50,30
BRUNEI DARUSSALAM	14.460	24.290	67,98	51.158	76.260	49,07
LAO PEOPLE'S DEMOCRATIC REPUB	592	534	-9,80	30.000	27.730	-7,57
NEPAL	2.428	3.355	38,18	268.096	461.052	71,97
VIET NAM	134.466	187.801	39,66	4.831.287	5.991.107	24,01
MALDIVES	30	0	-100,00	3.060	0	-100,00
INDIA	7.215	114.031	1.480,47	14.551.463	14.574.429	0,16
PAKISTAN	143.396	102.589	-28,46	527.919	667.661	26,47
BANGLADESH	23.852	40.115	68,18	206.739	25.364	-87,73
SRI LANKA	1.449.539	360.792	-75,11	3.526.445	2.893.150	-17,96
AFGHANISTAN	5.975	61.002	920,95	176.693	296.586	67,85
IRAQ	4.486	0	-100,00	43.576	0	-100,00
SAUDI ARABIA	17.776	41.076	131,08	19.824	1.492.074	7.426,60
JORDAN	3.503	8.752	149,84	291.741	49.674	-82,97
LEBANON	6.525	140	-97,85	43.327	8.050	-81,42
YEMEN	21.691	2.549	-88,25	396.263	137.221	-65,37
OMAN	19	0	-100,00	1.936	0	-100,00
SYRIA ARAB REPUBLIC	22	5	-77,27	274	154	-43,80
TURKEY	4.506	0	-100,00	690.000	0	-100,00
UNITED ARAB EMIRATES	8.514	11.610	36,36	82.742	99.352	20,07
BAHRAIN	438	605	38,13	4.076	12.192	199,12
EGYPT	4.178	5	-99,88	90.144	4	-100,00
LIBYAN ARAB JAMAHIRIYA	147	6.758	4.497,28	22.800	59.076	159,11
MOROCCO	1.480	592	-60,00	149.680	30.800	-79,42
ALGERIA	3.243	3.105	-4,26	732.240	816.500	11,51
SUDAN	1	0	-100,00	9	0	-100,00
ERITREA	592	0	-100,00	30.000	0	-100,00
ETHIOPIA	29	7.287	25.027,59	1.024	379.071	36.918,65
TANZANIA, UNITED REPUBLIC OF	960	7.076	637,08	11.030	10.807	-2,02
KENYA	2.132	3.833	79,78	190.140	237.584	24,95
EQUATORIAL GUINEA	120	14.436	11.930,00	9.660	166.056	1.619,01
TOGO	76.118	114.204	50,04	863.987	896.056	3,71
GHANA	104.075	33.676	-67,64	1.190.868	435.011	-63,47
LIBERIA	2.649	602	-77,27	157.650	31.339	-80,12
GUINEA	1.233	2.288	85,56	127.450	10.108	-92,07
CAMEROON	1.127	4.109	264,60	57.105	641.089	1.022,65
NIGERIA	1.048.143	744.412	-28,98	10.436.293	8.311.429	-20,36
GABON	18.188	30.626	68,39	204.085	347.814	70,43
COTE D'IVOIRE	15.180	7.138	-52,98	212.361	101.616	-52,15
SENEGAL	1.205	12.889	969,63	61.050	174.902	186,49
MAURITANIA	568	602	5,99	58.752	43.506	-25,95
MALI	0	6.289	-	0	327.173	-
BENIN	7.524	44.652	493,46	38.982	378.944	872,10
GUINEA BISSAU	126	0	-100,00	8.793	0	-100,00
GAMBIA	0	55	-	0	5.772	-
SEYCHELLES	0	2.052	-	0	4.779	-
UGANDA	0	3.310	-	0	179.354	-
CENTRAL AFRICAN REPUBLIC	400	296	-26,00	38.970	15.400	-60,48
NIGER	4.661	2.763	-40,72	342.750	220.277	-35,73
CHAD	96	13.748	14.220,83	9.945	10.275	3,32
DJIBOUTI	104	3.205	2.981,73	10.710	15.644	46,07
SAO TOME AND PRINCIPE	31	49	58,06	3.167	4.121	30,12
SOUTH AFRICA	16.857	11.791	-30,05	335.442	274.096	-18,29
ZIMBABWE	3.916	4.730	20,79	369.517	267.926	-27,49
ZAMBIA	567	1.164	105,29	28.725	60.561	110,83
MALAWI	0	7.431	-	0	480.172	-
BURUNDI	962	1.400	45,53	48.750	80.500	65,13
MAURITIUS	620	3.895	528,23	9.873	27.166	175,15
AUSTRALIA	27.723	350.148	1.163,02	3.975.114	6.740.456	69,57
NEW ZEALAND	0	84.458	-	0	880.719	-
AMERICAN SAMOA	6.093	0	-100,00	10.032	0	-100,00
COOK ISLANDS	0	7.493	-	0	9.368	-
FIJI	1.254	1.339	6,78	11.211	8.563	-23,62

TABEL 5. PERKEMBANGAN EKSPOR INDONESIA MENURUT KOMODITI DAN NEGARA TUJUAN

JENIS BARANG	BERAT BERSIH (KG)		PERUB	NILAI FOB (US \$)		PERUB
	JAN-AGT 2007	JAN-AGT 2008	%	JAN-AGT 2007	JAN-AGT 2008	%
(1)	(2)	(3)	(4)	(5)	(6)	(7)
SAMOA	245	0	-100,00	14.524	0	-100,00
EAST TIMOR	0	33.345	-	0	136.769	-
UNITED STATES	197.362	241.106	22,16	163.531	159.668	-2,36
CANADA	49.398	7.502	-84,81	42.976	20.000	-53,46
MEXICO	123	2.187	1.678,05	351.525	777.688	121,23
PANAMA	552	0	-100,00	38.714	0	-100,00
SURINAME	7.484	860	-88,51	69.368	5.734	-91,73
URUGUAY	500	0	-100,00	128.250	0	-100,00
ECUADOR	7.284	17.013	133,57	93.514	353.365	277,87
BARBADOS	0	98	-	0	133	-
CAPE VERDE	80	52	-35,00	8.262	5.460	-33,91
UNITED KINGDOM	18.883	15.666	-17,04	548.920	342.509	-37,60
NETHERLANDS	8.038	8.389	4,37	417.969	229.888	-45,00
FRANCE	3.198	56.451	1.665,20	120.265	796.484	562,27
GERMANY, FED. REP. OF	6.893	56.621	721,43	207.299	803.919	287,81
AUSTRIA	905	2.657	193,59	29.375	85.890	192,39
BELGIUM	5.147	82.466	1.502,21	69.140	607.416	778,53
SWITZERLAND	51	8.412	16.394,12	137	25.939	18.833,58
DENMARK	0	106	-	0	18.963	-
NORWAY	321	318	-0,93	15.890	19.573	23,18
SWEDEN	230	2.634	1.045,22	6.718	17.898	166,42
FINLAND	107	12	-88,79	6.905	10	-99,86
ITALY	1.329	389	-70,73	85.652	65	-99,92
SPAIN	137	6	-95,62	20	1	-95,00
PORTUGAL	0	1.752	-	0	1.882	-
GREECE	0	1.717	-	0	23.951	-
DEMOCRATIC REPUBLIC OF THE CO	0	1.663	-	0	275.900	-
POLAND	0	32.192	-	0	510.068	-
ROMANIA	1.940	2.647	36,44	22.701	262.486	1.056,28
TAJKISTAN	0	180	-	0	8.701	-
TURKMENISTAN	397	296	-25,44	41.004	31.200	-23,91
UZBEKISTAN	1.287	4.515	250,82	76.019	241.767	218,03
RUSSIA FEDERATION	0	210	-	0	11.000	-
KULIT DAN BARANG DARI KULIT	8.108.063	7.995.674	-1,39	149.403.439	160.569.892	7,47
JAPAN	167.516	252.001	50,43	4.314.033	3.931.383	-8,87
HONG KONG	1.249.968	1.567.185	25,38	20.935.637	30.060.116	43,58
KOREA, REPUBLIC OF	322.533	304.465	-5,60	2.722.194	3.393.579	24,66
TAIWAN	251.413	63.327	-74,81	4.131.472	1.014.285	-75,45
CHINA	1.112.897	1.686.427	51,53	23.595.604	31.459.140	33,33
MACAU	1.637	1.456	-11,06	63.077	59.075	-6,34
PAPUA NEW GUINEA	89	120	34,83	5.000	449	-91,02
THAILAND	473.162	344.689	-27,15	9.506.824	6.810.601	-28,36
SINGAPORE	406.111	370.475	-8,77	10.988.417	9.293.719	-15,42
PHILIPPINES	20.047	24.605	22,74	216.545	356.606	64,68
MALAYSIA	1.184.729	639.905	-45,99	19.908.269	12.191.396	-38,76
MYANMAR (FORM. BURMA)	2.615	173	-93,38	49.713	375	-99,25
CAMBODIA	17.289	0	-100,00	368.075	0	-100,00
BRUNEI DARUSSALAM	1.699	493	-70,98	451	1.034	129,27
NEPAL	0	36	-	0	4.336	-
VIET NAM	280.532	367.068	30,85	5.491.978	8.058.357	46,73
MALDIVES	1.566	1.320	-15,71	16.212	25.878	59,62
INDIA	447.521	429.075	-4,12	8.755.690	7.633.415	-12,82
PAKISTAN	0	2.518	-	0	46.437	-
BANGLADESH	113.045	0	-100,00	2.083.719	0	-100,00
SRI LANKA	3.648	20.886	472,53	141.207	119.016	-15,72
IRAN (ISLAMIC REPUBLIC OF)	9.033	24.177	167,65	28.957	63.123	117,99
SAUDI ARABIA	7	742	10.500,00	83	21.083	25.301,20
ISRAEL	0	308	-	0	960	-
LEBANON	13	35	169,23	1.379	287	-79,19
SYRIA ARAB REPUBLIC	1.118	106	-90,52	6.535	600	-90,82
TURKEY	24.485	19.000	-22,40	31.290	29.322	-6,29
UNITED ARAB EMIRATES	18.507	5.674	-69,34	160.265	18.942	-88,18
BAHRAIN	1	0	-100,00	4	0	-100,00
CYPRUS	6	268	4.366,67	32	4.433	13.753,13
EGYPT	0	916	-	0	3.951	-
MOROCCO	0	107	-	0	642	-
TUNISIA	1.272	0	-100,00	2.340	0	-100,00
NAMIBIA	12	105	775,00	34	313	820,59
ETHIOPIA	75	0	-100,00	5.650	0	-100,00
TANZANIA, UNITED REPUBLIC OF	1.041	8	-99,23	4.615	13	-99,72
KENYA	1.340	13	-99,03	3.310	24	-99,27
REUNION	70	239	241,43	276	1.515	448,91
CONGO	0	1.522	-	0	33.285	-
CAMEROON	0	1.561	-	0	3.371	-
SENEGAL	33	0	-100,00	242	0	-100,00
SEYCHELLES	3	127	4.133,33	112	283	152,68
UGANDA	1	0	-100,00	2	0	-100,00

TABEL 5. PERKEMBANGAN EKSPOR INDONESIA MENURUT KOMODITI DAN NEGARA TUJUAN

JENIS BARANG	BERAT BERSIH (KG)		PERUB	NILAI FOB (US \$)		PERUB
	JAN-AGT 2007	JAN-AGT 2008	%	JAN-AGT 2007	JAN-AGT 2008	%
(1)	(2)	(3)	(4)	(5)	(6)	(7)
SOUTH AFRICA	6.509	20.915	221,32	5.511	243.998	4.327,47
MAURITIUS	83	1.734	1.989,16	948	21.311	2.148,00
VIRGIN ISLANDS (BRITISH)	0	34	-	0	214	-
AUSTRALIA	218.654	65.349	-70,11	932.115	1.031.090	10,62
NEW ZEALAND	15.536	7.499	-51,73	32.499	56.492	73,83
GUAM	39	135	246,15	341	642	88,27
NEW CALEDONIA	998	726	-27,25	1.942	1.969	1,39
VANUATU	5	0	-100,00	75	0	-100,00
AMERICAN SAMOA	5.498	612	-88,87	7.796	4.117	-47,19
COOK ISLANDS	25	0	-100,00	298	0	-100,00
FIJI	1.697	3.940	132,17	5.316	8.851	66,50
SAMOA	47	0	-100,00	134	0	-100,00
UNITED STATES	394.172	488.149	23,84	13.245.060	17.477.055	31,95
CANADA	4.473	2.164	-51,62	86.300	29.782	-65,49
MEXICO	6.400	3.769	-41,11	274.479	120.440	-56,12
PANAMA	0	159	-	0	299	-
CHILE	29	252	768,97	51	882	1.629,41
VENEZUELA	588	146	-75,17	10.187	294	-97,11
ARGENTINA	0	101	-	0	247	-
BRAZIL	5.418	7.518	38,76	16.006	23.548	47,12
URUGUAY	629	56	-91,10	1.718	340	-80,21
JAMAICA	244	999	309,43	1.210	2.382	96,86
PUERTO RICO	598	48	-91,97	6.284	381	-93,94
BELIZE	0	1.062	-	0	2.677	-
DOMINICAN REPUBLIC	6.644	1.517	-77,17	13.003	2.422	-81,37
COSTA RICA	194	166	-14,43	318	336	5,66
BERMUDA	0	166	-	0	790	-
FRENCH POLYNESIA	1.639	3.057	86,52	4.069	4.619	13,52
MARTINIQUE	60	175	191,67	338	1.634	383,43
NETHERLANDS ANTILLES	518	1.687	225,68	6.753	2.128	-68,49
SAINT LUCIA	31	0	-100,00	1.099	0	-100,00
GUADELOUPE	462	0	-100,00	2.314	0	-100,00
UNITED KINGDOM	16.985	24.795	45,98	534.158	590.547	10,56
NETHERLANDS	116.124	91.785	-20,96	1.397.436	902.762	-35,40
FRANCE	29.899	25.392	-15,07	525.602	518.328	-1,38
GERMANY, FED. REP. OF	154.068	149.663	-2,86	3.539.656	5.136.457	45,11
AUSTRIA	677	1.269	87,44	5.975	32.900	450,63
BELGIUM	2.192	5.835	166,20	26.917	13.505	-49,83
SWITZERLAND	6.877	1.199	-82,57	62.338	26.490	-57,51
DENMARK	4.913	1.426	-70,97	35.348	26.941	-23,78
NORWAY	255	1.285	403,92	3.042	20.832	584,81
SWEDEN	5.829	4.331	-25,70	91.010	156.935	72,44
FINLAND	156	77	-50,64	780	865	10,90
IRELAND	1.989	340	-82,91	19.393	453	-97,66
ITALY	395.690	497.518	25,73	9.474.087	14.679.075	54,94
SPAIN	569.058	427.849	-24,81	5.222.476	4.436.253	-15,05
PORTUGAL	5.050	2.392	-52,63	135.726	91.183	-32,82
GREECE	5.706	7.142	25,17	14.153	57.299	304,85
HUNGARY	493	645	30,83	1.467	2.890	97,00
POLAND	4.461	4.099	-8,11	114.188	168.104	47,22
BULGARIA	471	2.951	526,54	1.138	4.992	338,66
YUGOSLAVIA	0	97	-	0	1.180	-
LATVIA	230	0	-100,00	405	0	-100,00
CROATIA	466	271	-41,85	1.019	1.253	22,96
MALTA	26	935	3.496,15	174	2.536	1.357,47
SLOVAKIA	94	312	231,91	812	15.060	1.754,68
SLOVENIA	0	2	-	0	30	-
CZECH REPUBLIC	130	784	503,08	732	2.611	256,69
RUSSIA FEDERATION	0	13	-	0	127	-
KACA DAN BARANG DARI KACA	518.174.713	542.160.032	4,63	284.526.020	302.310.875	6,25
JAPAN	60.838.805	61.817.593	1,61	54.147.347	49.693.782	-8,22
HONG KONG	1.584.664	1.189.258	-24,95	3.032.154	1.766.072	-41,76
KOREA, DEMOCRATIC PEOPLE'S REI	17.379	0	-100,00	9.056	0	-100,00
KOREA, REPUBLIC OF	18.019.265	41.669.323	131,25	6.993.577	14.727.768	110,59
TAIWAN	8.412.404	5.938.696	-29,41	3.554.989	2.946.406	-17,12
CHINA	12.408.177	8.025.130	-35,32	9.677.888	6.775.016	-29,99
MONGOLIA	0	7.731	-	0	6.750	-
MACAU	7	133	1.800,00	13	516	3.869,23
PAPUA NEW GUINEA	848.106	1.738.911	105,03	425.156	923.212	117,15
THAILAND	28.031.720	27.730.013	-1,08	11.936.497	11.832.943	-0,87
SINGAPORE	9.240.855	11.496.677	24,41	6.926.968	7.009.914	1,20
PHILIPPINES	21.887.586	26.435.858	20,78	10.551.649	11.811.704	11,94
MALAYSIA	53.513.182	55.769.858	4,22	18.678.867	24.083.037	28,93
MYANMAR (FORM. BURMA)	8.284.264	2.200.564	-73,44	2.585.220	970.913	-62,44
CAMBODIA	795.720	3.969.245	398,82	277.499	772.735	178,46
BRUNEI DARUSSALAM	702.927	460.474	-34,49	292.897	199.348	-31,94
LAO PEOPLE'S DEMOCRATIC REPUB	7	0	-100,00	300	0	-100,00

TABEL 5. PERKEMBANGAN EKSPOR INDONESIA MENURUT KOMODITI DAN NEGARA TUJUAN

JENIS BARANG	BERAT BERSIH (KG)		PERUB	NILAI FOB (US \$)		PERUB
	JAN-AGT 2007	JAN-AGT 2008	%	JAN-AGT 2007	JAN-AGT 2008	%
	(1)	(2)	(3)	(4)	(5)	(6)
NEPAL	71.166	40.720	-42,78	21.385	37.131	73,63
VIET NAM	10.394.454	16.627.366	59,96	6.397.873	10.904.888	70,45
MALDIVES	72.226	401.331	455,66	136.317	255.022	87,08
INDIA	25.183.035	27.482.233	9,13	10.547.396	13.770.182	30,56
PAKISTAN	7.320.399	7.579.821	3,54	4.953.492	5.835.899	17,81
BANGLADESH	3.399.093	3.590.291	5,62	1.204.063	2.189.231	81,82
SRI LANKA	2.412.207	2.611.017	8,24	972.403	977.594	0,53
AFGHANISTAN	684.950	328.615	-52,02	480.392	219.519	-54,30
IRAQ	233.313	72.649	-68,86	108.544	44.442	-59,06
IRAN (ISLAMIC REPUBLIC OF)	1.525.839	1.084.937	-28,90	1.371.570	949.590	-30,77
SAUDI ARABIA	4.234.385	3.013.595	-28,83	2.054.919	1.925.026	-6,32
ISRAEL	117	343.928	293.855,56	260	211.754	81.343,85
KUWAIT	1.385.341	859.324	-37,97	512.791	404.270	-21,16
JORDAN	835.988	2.119.050	153,48	649.286	1.536.870	136,70
LEBANON	827.356	1.668.995	101,73	343.526	720.354	109,69
YEMEN	1.229.850	1.002.623	-18,48	577.241	637.010	10,35
OMAN	66.069	220.025	233,02	40.703	152.415	274,46
SYRIA ARAB REPUBLIC	1.546.998	1.826.698	18,08	1.922.646	2.043.570	6,29
TURKEY	16.855.930	14.176.254	-15,90	7.575.282	8.653.717	14,24
UNITED ARAB EMIRATES	14.824.129	10.090.655	-31,93	7.053.663	6.982.055	-1,02
QATAR	322.929	549.720	70,23	245.746	456.984	85,96
BAHRAIN	114.406	173.891	51,99	46.241	76.031	64,42
CYPRUS	145.483	84.582	-41,86	65.689	118.245	80,01
EGYPT	7.391.411	8.563.886	15,86	3.844.581	5.135.163	33,57
LIBYAN ARAB JAMAHIRIYA	201.297	0	-100,00	79.248	0	-100,00
MOROCCO	2.539.464	228.640	-91,00	897.865	179.232	-80,04
TUNISIA	533.390	97.937	-81,64	346.570	58.862	-83,02
ALGERIA	2.233.290	2.508.150	12,31	1.114.328	1.300.160	16,68
SUDAN	1.061.221	751.098	-29,22	449.448	363.911	-19,03
NAMIBIA	15.981	51.707	223,55	13.731	23.321	69,84
ETHIOPIA	219.576	113	-99,95	108.600	195	-99,82
TANZANIA, UNITED REPUBLIC OF	170.359	124.102	-27,15	83.503	31.653	-62,09
MADAGASCAR	225.826	1.975.423	774,75	94.789	669.040	605,82
SOMALIA	0	39.112	-	0	39.962	-
KENYA	5.042.921	4.580.388	-9,17	1.294.650	1.341.361	3,61
REUNION	289.639	40.859	-85,89	151.702	49.833	-67,15
MOZAMBIQUE	2.071.983	76.744	-96,30	472.000	56.062	-88,12
TOGO	114.367	69.434	-39,29	45.891	69.800	52,10
GHANA	438.915	958.811	118,45	184.665	413.218	123,77
ANGOLA	603.975	687.444	13,82	212.793	248.766	16,91
CONGO	13.752	0	-100,00	3.342	0	-100,00
CAMEROON	294.243	223.026	-24,20	76.535	65.574	-14,32
NIGERIA	352.655	2.697.512	664,92	157.706	1.356.152	759,92
SIERRA LEONE	0	15	-	0	13	-
GABON	82.972	623	-99,25	29.459	1.058	-96,41
COTE D'IVOIRE	263.996	404.067	53,06	84.264	158.430	88,02
SENEGAL	440.953	312.597	-29,11	311.846	321.564	3,12
BENIN	24.475	80.682	229,65	7.228	24.523	239,28
BURKINA FASO	24.351	0	-100,00	9.094	0	-100,00
GAMBIA	59.470	0	-100,00	21.665	0	-100,00
U.S. VIRGIN ISLANDS	126	2.495	1.880,16	444	10.704	2.310,81
SEYCHELLES	44.304	129.376	192,02	40.977	106.025	158,74
UGANDA	293.972	20.372	-93,07	119.668	14.639	-87,77
DJIBOUTI	82.678	215.977	161,23	33.771	72.104	113,51
SAO TOME AND PRINCIPE	6.631	0	-100,00	8.280	0	-100,00
SOUTH AFRICA	15.228.088	9.183.894	-39,69	6.284.080	4.563.745	-27,38
ZIMBABWE	124.323	112.359	-9,62	83.571	71.602	-14,32
ZAMBIA	21.167	0	-100,00	17.734	0	-100,00
MALAWI	38.700	0	-100,00	10.292	0	-100,00
BURUNDI	0	19.473	-	0	6.735	-
MAURITIUS	1.374.528	724.229	-47,31	460.490	321.971	-30,08
RWANDA	0	19.473	-	0	6.696	-
VIRGIN ISLANDS (BRITISH)	311	40.561	12.942,12	1.643	18.093	1.001,22
AUSTRALIA	34.333.292	50.231.498	46,31	16.811.053	26.722.282	58,96
NEW ZEALAND	30.268.632	18.806.223	-37,87	9.548.121	6.869.250	-28,06
MICRONESIA, FEDERATED STATES (0	713	-	0	3.635	-
GUAM	1.231	1.085	-11,86	3.507	3.905	11,35
PALAU	2	266	13.200,00	3	764	25.366,67
NEW CALEDONIA	183.674	270.331	47,18	115.899	245.392	111,73
NORTHERN MARIANA ISLANDS	15	0	-100,00	45	0	-100,00
SAINT VINCENT AND THE GRENADIN	103	267	159,22	220	263	19,55
VANUATU	25.123	2.928	-88,35	24.052	3.652	-84,82
WALLIS AND FUTUNA ISLANDS	0	97	-	0	156	-
COOK ISLANDS	1.553	473	-69,54	2.792	5.258	88,32
FIJI	213.543	147.651	-30,86	97.455	118.925	22,03
SAMOA	499.501	320.502	-35,84	209.513	139.793	-33,28
SOLOMON ISLANDS	245	15.105	6.065,31	176	3.176	1.704,55
TONGA	0	802	-	0	1.001	-

TABEL 5. PERKEMBANGAN EKSPOR INDONESIA MENURUT KOMODITI DAN NEGARA TUJUAN

JENIS BARANG	BERAT BERSIH (KG)		PERUB	NILAI FOB (US \$)		PERUB
	JAN-AGT 2007	JAN-AGT 2008	%	JAN-AGT 2007	JAN-AGT 2008	%
	(1)	(2)	(3)	(4)	(5)	(6)
EAST TIMOR	48.439	240.937	397,40	28.213	179.672	536,84
UNITED STATES	24.975.486	11.308.432	-54,72	19.038.369	12.520.975	-34,23
CANADA	3.106.426	811.796	-73,87	1.362.096	785.109	-42,36
MEXICO	2.723.295	2.756.816	1,23	1.392.477	1.929.968	38,60
GUATEMALA	719.096	648.642	-9,80	388.951	519.506	33,57
HONDURAS	128.214	146	-99,89	46.194	109	-99,76
NICARAGUA	20.167	39.431	95,52	9.031	27.408	203,49
PANAMA	1.955.327	2.418.541	23,69	1.073.705	1.671.177	55,65
CUBA	251	21.667	8.532,27	1.853	14.073	659,47
SURINAME	87.586	186.310	112,72	38.020	125.381	229,78
CHILE	2.756.165	966.143	-64,95	1.562.935	738.433	-52,75
VENEZUELA	89.393	1.987	-97,78	82.706	3.647	-95,59
ARGENTINA	812.958	722.469	-11,13	474.296	475.668	0,29
BRAZIL	1.879.059	2.933.668	56,12	785.671	1.344.497	71,13
COLOMBIA	384.910	750.593	95,00	242.876	591.188	143,41
BOLIVIA	545	0	-100,00	875	0	-100,00
URUGUAY	162.159	44.187	-72,75	80.979	38.608	-52,32
PARAGUAY	8.839	0	-100,00	6.973	0	-100,00
ECUADOR	1.019.729	1.611.810	58,06	393.937	833.667	111,62
PERU	877.396	346.669	-60,49	417.673	189.107	-54,72
GUYANA	99.509	9.566	-90,39	46.337	12.514	-72,99
TRINIDAD AND TOBAGO	1.175.044	870.782	-25,89	414.460	394.587	-4,79
BAHAMAS	1.045	234	-77,61	1.174	266	-77,34
JAMAICA	983.651	233.777	-76,23	364.013	79.647	-78,12
PUERTO RICO	895.526	663.018	-25,96	586.550	384.734	-34,41
BELIZE	26	148	469,23	228	603	164,47
DOMINICAN REPUBLIC	337.184	624.375	85,17	163.852	336.943	105,64
EL SALVADOR	455.178	68.739	-84,90	155.393	23.036	-85,18
COSTA RICA	175.773	117.545	-33,13	80.514	63.769	-20,80
HAITI	59.128	36.603	-38,10	34.967	17.261	-50,64
BARBADOS	83.402	104.878	25,75	57.514	77.768	35,22
ANTIGUA AND BARBUDA	19.632	766	-96,10	12.592	1.828	-85,48
ANGUILLA	21.677	287	-98,68	16.069	342	-97,87
ARUBA	21.414	42.418	98,09	7.087	24.618	247,37
BERMUDA	180	1.261	600,56	774	8.904	1.050,39
CAPE VERDE	0	17.892	-	0	9.258	-
CAYMAN ISLANDS	266	284	6,77	73	74	1,37
DOMINICA	56.262	37.062	-34,13	33.213	12.261	-63,08
FRENCH GUIANA	1.611	2.367	46,93	3.489	9.749	179,42
FRENCH POLYNESIA	36.439	31.444	-13,71	29.610	37.578	26,91
GRENADA	37.626	22.552	-40,06	15.625	7.064	-54,79
MARTINIQUE	3.955	786	-80,13	19.231	2.654	-86,20
NETHERLANDS ANTILLES	24.814	4.423	-82,18	20.648	9.698	-53,03
SAINT LUCIA	64.950	365	-99,44	24.750	1.511	-93,89
TURKS AND CAICOS ISLANDS	38	328	763,16	62	703	1.033,87
GUADELOUPE	8.130	5.593	-31,21	21.140	12.153	-42,51
SAINT KITTS AND NEVIS	0	173	-	0	259	-
UNITED KINGDOM	3.407.001	2.372.279	-30,37	3.447.882	3.557.834	3,19
NETHERLANDS	975.039	1.039.134	6,57	1.138.102	1.393.765	22,46
FRANCE	7.255.480	601.637	-91,71	13.054.238	1.260.054	-90,35
GERMANY, FED. REP. OF	1.819.736	1.643.944	-9,66	1.944.639	2.521.106	29,64
AUSTRIA	6.596	3.544	-46,27	51.239	42.629	-16,80
BELGIUM	200.080	105.804	-47,12	329.980	256.606	-22,24
SWITZERLAND	26.682	29.419	10,26	100.031	167.338	67,29
DENMARK	226.482	45.436	-79,94	103.152	29.444	-71,46
NORWAY	25.946	49.582	91,10	25.550	35.377	38,46
SWEDEN	214.853	198.469	-7,63	149.089	163.155	9,43
FINLAND	281.299	68.232	-75,74	202.018	85.472	-57,69
IRELAND	483.986	481.027	-0,61	423.007	437.505	3,43
ITALY	908.785	1.061.865	16,84	983.419	1.234.146	25,50
SPAIN	18.504.349	42.926.581	131,98	5.696.932	12.996.123	128,12
PORTUGAL	990.014	1.258.532	27,12	359.459	522.890	45,47
ICELAND	601	0	-100,00	2.031	0	-100,00
GREECE	2.921.342	1.875.162	-35,81	940.632	759.195	-19,29
DEMOCRATIC REPUBLIC OF THE CO	63	0	-100,00	565	0	-100,00
HUNGARY	10.514	107.060	918,26	11.543	334.873	2.801,09
POLAND	3.598.678	3.136.184	-12,85	2.071.017	2.142.707	3,46
ROMANIA	173.552	469.329	170,43	113.717	411.191	261,59
BULGARIA	138.905	930.427	569,83	64.475	423.251	556,46
YUGOSLAVIA	23.317	11.511	-50,63	12.100	10.803	-10,72
ALBANIA	32.129	399	-98,76	18.113	600	-96,69
ARMENIA	0	53	-	0	159	-
BELARUS	0	586.170	-	0	190.086	-
KAZAKHSTAN	65.115	205.639	215,81	83.902	297.843	254,99
UKRAINE	382.536	1.377.634	260,13	549.170	1.939.513	253,17
LITHUANIA	444.130	65.044	-85,35	166.397	85.306	-48,73
LATVIA	0	2	-	0	17	-
ESTONIA	865	1.172	35,49	2.300	5.681	147,00

TABEL 5. PERKEMBANGAN EKSPOR INDONESIA MENURUT KOMODITI DAN NEGARA TUJUAN

JENIS BARANG	BERAT BERSIH (KG)		PERUB %	NILAI FOB (US \$)		PERUB %	
	JAN-AGT 2007	JAN-AGT 2008		JAN-AGT 2007	JAN-AGT 2008		
	(1)	(2)	(3)	(4)	(5)	(6)	(7)
GEORGIA		0	46.230	-	0	87.711	-
CROATIA		396.339	596.663	50,54	262.271	367.027	39,94
BOSNIA AND HERZEGOVINA		671.228	429.609	-36,00	422.014	254.045	-39,80
MALTA		5.058	14.928	195,14	7.256	15.287	110,68
SLOVAKIA		2	827	41.250,00	114	1.717	1.406,14
SLOVENIA		44.637	1.487	-96,67	23.909	7.266	-69,61
CZECH REPUBLIC		755.108	382.969	-49,28	474.504	329.990	-30,46
RUSSIA FEDERATION		1.143.411	2.191.834	91,69	1.413.264	2.585.654	82,96
KERTAS DAN BARANG DARI KERTA:	2.697.332.502	2.792.662.477	3,53	2.163.854.834	2.623.994.901	21,26	
JAPAN	189.354.999	227.352.876	20,07	167.568.287	237.531.567	41,75	
HONG KONG	87.540.082	74.438.790	-14,97	67.492.423	64.513.644	-4,41	
KOREA, DEMOCRATIC PEOPLE'S REI	26.188	0	-100,00	21.807	0	-100,00	
KOREA, REPUBLIC OF	59.370.931	51.350.371	-13,51	45.982.119	46.201.206	0,48	
TAIWAN	80.737.791	105.217.030	30,32	50.230.573	81.950.462	63,15	
CHINA	181.207.144	184.311.623	1,71	133.548.428	147.528.381	10,47	
MONGOLIA	81	7.393	9.027,16	550	14.400	2.518,18	
MACAU	1	977	97.600,00	1	163	16.200,00	
PAPUA NEW GUINEA	1.678.813	2.713.397	61,63	1.586.079	3.179.102	100,44	
THAILAND	69.514.775	74.946.450	7,81	56.790.384	74.755.124	31,63	
SINGAPORE	115.972.629	133.376.789	15,01	80.712.130	103.572.702	28,32	
PHILIPPINES	49.470.403	72.075.216	45,69	41.291.216	64.688.370	56,66	
MALAYSIA	248.866.853	243.887.931	-2,00	180.905.904	223.792.171	23,71	
MYANMAR (FORM. BURMA)	26.419.650	31.976.619	21,03	16.033.120	24.215.552	51,03	
CAMBODIA	8.139.531	9.793.813	20,32	6.352.163	9.056.661	42,58	
BRUNEI DARUSSALAM	1.145.403	804.175	-29,79	1.193.987	950.492	-20,39	
LAO PEOPLE'S DEMOCRATIC REPUB	6.747	16.695	147,44	4.382	10.672	143,54	
NEPAL	291.729	192.434	-34,04	2.175.896	1.363.056	-37,36	
VIET NAM	126.766.637	125.330.351	-1,13	88.368.277	106.964.877	21,04	
MALDIVES	742.841	839.599	13,03	997.484	1.030.922	3,35	
INDIA	59.966.128	59.733.660	-0,39	36.892.980	51.267.571	38,96	
PAKISTAN	48.503.050	49.000.208	1,03	36.096.421	46.052.907	27,58	
BANGLADESH	16.561.088	21.951.753	32,55	12.282.366	20.020.656	63,00	
SRI LANKA	42.324.444	42.598.572	0,65	28.532.566	31.687.058	11,06	
AFGHANISTAN	607.071	459.803	-24,26	1.233.120	934.441	-24,22	
IRAQ	45.360	24.140	-46,78	68.070	36.627	-46,19	
IRAN (ISLAMIC REPUBLIC OF)	109.126.243	114.142.873	4,60	84.897.315	102.217.023	20,40	
SAUDI ARABIA	96.241.140	84.185.182	-12,53	72.008.395	82.964.979	15,22	
ISRAEL	0	806.248	-	0	757.288	-	
KUWAIT	10.164.066	11.774.652	15,85	9.112.435	12.552.112	37,75	
JORDAN	21.675.674	20.927.564	-3,45	17.443.877	21.060.775	20,73	
LEBANON	5.889.765	6.276.973	6,57	5.192.724	6.854.306	32,00	
YEMEN	16.957.774	23.194.399	36,78	13.764.936	23.541.740	71,03	
OMAN	6.097.069	6.410.265	5,14	5.463.290	6.651.771	21,75	
SYRIA ARAB REPUBLIC	21.345.721	11.535.642	-45,96	17.376.653	11.166.291	-35,74	
TURKEY	56.003.934	32.639.364	-41,72	44.690.666	30.340.893	-32,11	
UNITED ARAB EMIRATES	74.975.019	77.299.085	3,10	66.075.225	81.581.735	23,47	
QATAR	5.479.389	6.861.801	25,23	5.324.166	7.906.727	48,51	
BAHRAIN	6.498.937	5.590.058	-13,99	6.089.657	6.187.824	1,61	
CYPRUS	3.585.278	3.858.108	7,61	3.187.583	3.978.247	24,80	
EGYPT	30.393.454	32.223.228	6,02	24.877.334	31.126.365	25,12	
LIBYAN ARAB JAMAHIRIYA	2.172.787	4.710.041	116,77	2.018.551	4.719.341	133,80	
MOROCCO	922.676	505.546	-45,21	829.583	642.192	-22,59	
TUNISIA	40.068	1.657.389	4.036,44	32.856	1.618.819	4.827,01	
ALGERIA	475.496	33.507	-92,95	385.152	39.959	-89,63	
SUDAN	14.512.633	19.034.109	31,16	11.570.325	17.241.106	49,01	
ERITREA	111.475	96.907	-13,07	107.124	92.755	-13,41	
NAMIBIA	73	48	-34,25	200	169	-15,50	
ETHIOPIA	501.087	329.410	-34,26	379.171	433.518	14,33	
TANZANIA, UNITED REPUBLIC OF	2.506.891	1.033.220	-58,78	1.728.611	1.001.639	-42,06	
MADAGASCAR	3.085.664	3.206.665	3,92	2.689.078	3.743.924	39,23	
SOMALIA	548.065	241.501	-55,94	6.036.695	539.987	-91,05	
KENYA	8.142.396	8.159.889	0,21	6.321.975	6.777.281	7,20	
REUNION	1.469.253	5.606.070	281,56	1.381.633	4.982.319	260,61	
MOZAMBIQUE	1.261.610	1.128.624	-10,54	1.046.113	1.138.860	8,87	
EQUATORIAL GUINEA	49.266	94.335	91,48	51.191	100.622	96,56	
TOGO	4.605.312	7.136.352	54,96	3.933.088	7.842.536	99,40	
GHANA	7.408.813	11.268.091	52,09	5.803.533	10.404.715	79,28	
LIBERIA	218.260	398.201	82,44	212.127	449.098	111,71	
GUINEA	2.671.174	3.018.791	13,01	2.125.644	3.372.174	58,64	
ANGOLA	1.332.377	1.316.857	-1,16	1.129.187	1.350.613	19,61	
CONGO	1.306.425	2.868.258	119,55	1.308.737	3.107.151	137,42	
CAMEROON	2.515.755	4.259.627	69,32	2.664.042	4.839.028	81,64	
NIGERIA	40.866.678	69.423.763	69,88	31.090.745	63.905.441	105,54	
SIERRA LEONE	823.291	825.447	0,26	757.328	875.704	15,63	
GABON	428.191	376.142	-12,16	483.500	474.671	-1,83	
COTE D'IVOIRE	1.532.373	1.705.160	11,28	1.250.166	1.765.676	41,24	
SENEGAL	1.292.327	2.268.635	75,55	1.126.586	2.459.620	118,33	

TABEL 5. PERKEMBANGAN EKSPOR INDONESIA MENURUT KOMODITI DAN NEGARA TUJUAN

JENIS BARANG	BERAT BERSIH (KG)		PERUB	NILAI FOB (US \$)		PERUB
	JAN-AGT 2007	JAN-AGT 2008	%	JAN-AGT 2007	JAN-AGT 2008	%
(1)	(2)	(3)	(4)	(5)	(6)	(7)
MAURITANIA	665.026	1.338.227	101,23	704.437	1.542.249	118,93
MALI	46.823	78.493	67,64	35.111	69.183	97,04
BENIN	1.674.326	2.675.962	59,82	1.607.895	2.775.169	72,60
BURKINA FASO	13.330	14.511	8,86	11.471	21.811	90,14
GUINEA BISSAU	0	18.549	-	0	20.473	-
GAMBIA	115.407	267.763	132,02	119.719	291.942	143,86
U.S. VIRGIN ISLANDS	51	34	-33,33	185	20	-89,19
SEYCHELLES	37.528	41.212	9,82	50.999	55.294	8,42
UGANDA	528.689	485.303	-8,21	572.378	601.718	5,13
CENTRAL AFRICAN REPUBLIC	195.961	0	-100,00	206.388	0	-100,00
NIGER	0	55.109	-	0	65.759	-
DJIBOUTI	12.864.835	20.859.506	62,14	11.687.037	20.483.750	75,27
SAO TOME AND PRINCIPE	6.850	14.967	118,50	7.628	14.500	90,09
SOUTH AFRICA	36.467.379	48.590.334	33,24	30.721.900	39.505.318	28,59
ZIMBABWE	717.361	20.175	-97,19	559.618	31.398	-94,39
ZAMBIA	0	19.510	-	0	41.276	-
MALAWI	366.440	235.570	-35,71	234.672	207.146	-11,73
COMOROS	70.512	112.655	59,77	79.142	139.195	75,88
MAURITIUS	13.202.390	12.701.924	-3,79	8.620.563	9.625.890	11,66
RWANDA	20.515	99	-99,52	35.557	450	-98,73
VIRGIN ISLANDS (BRITISH)	1.798	483	-73,14	6.322	1.768	-72,03
AUSTRALIA	134.705.880	119.586.322	-11,22	119.482.261	125.614.175	5,13
NEW ZEALAND	28.763.886	19.658.045	-31,66	21.575.600	18.020.838	-16,48
MICRONESIA, FEDERATED STATES (2.989	2.134	-28,60	5.216	5.358	2,72
GUAM	45.547	88.495	94,29	81.632	147.881	81,16
PALAU	953	328	-65,58	1.302	1.306	0,31
NEW CALEDONIA	1.588.823	1.313.202	-17,35	1.629.289	1.578.392	-3,12
NORTHERN MARIANA ISLANDS	37.794	3.399	-91,01	33.671	5.119	-84,80
SAINT VINCENT AND THE GRENADIN	219	0	-100,00	425	0	-100,00
VANUATU	73.299	115.361	57,38	77.010	152.315	97,79
WALLIS AND FUTUNA ISLANDS	31	580	1.770,97	75	795	960,00
AMERICAN SAMOA	0	426	-	0	2.444	-
COOK ISLANDS	13.361	11.851	-11,30	25.718	32.318	25,66
FIJI	1.869.162	2.541.502	35,97	1.443.895	2.347.064	62,55
KIRIBATI	12.608	13.208	4,76	14.334	27.249	90,10
SAMOA	36.885	44.831	21,54	33.093	50.205	51,71
SOLOMON ISLANDS	99.708	51.077	-48,77	123.127	94.093	-23,58
TONGA	44.773	25.716	-42,56	41.997	32.746	-22,03
TUVALU	270	1.017	276,67	314	2.547	711,15
EAST TIMOR	74	475.735	642.785,14	26	458.035	1.761.573,08
UNITED STATES	211.393.290	185.671.084	-12,17	190.404.146	190.766.538	0,19
CANADA	49.188.782	27.937.093	-43,20	42.831.464	27.865.619	-34,94
MEXICO	3.341.605	3.436.143	2,83	2.900.522	3.511.550	21,07
GUATEMALA	885.118	1.032.309	16,63	839.376	888.708	5,88
HONDURAS	110.510	107.087	-3,10	110.439	108.923	-1,37
NICARAGUA	1.428.166	1.766.702	23,70	1.050.951	1.541.569	46,68
PANAMA	1.043.433	850.073	-18,53	961.764	883.953	-8,09
CUBA	3.365.681	6.838.347	103,18	2.437.759	5.923.412	142,99
SURINAME	165.736	270.718	63,34	140.431	278.980	98,66
CHILE	1.849.014	1.128.144	-38,99	1.814.018	1.388.173	-23,48
VENEZUELA	431.339	1.785.511	313,95	533.595	1.885.805	253,42
ARGENTINA	1.705.336	2.279.917	33,69	1.841.242	2.364.397	28,41
BRAZIL	13.007.797	33.872.656	160,40	10.268.340	29.993.774	192,10
COLOMBIA	2.205.752	3.302.909	49,74	2.658.715	3.899.343	46,66
BOLIVIA	457	51.307	11.126,91	3.345	83.549	2.397,73
URUGUAY	117.876	288.817	145,02	153.674	298.627	94,32
PARAGUAY	129.187	1.068.350	726,98	158.316	1.159.079	632,13
ECUADOR	1.688.262	4.788.777	183,65	1.855.732	5.311.709	186,23
PERU	6.290.450	8.187.241	30,15	6.076.513	8.649.606	42,34
GUYANA	170.954	133.888	-21,68	154.210	118.826	-22,95
TRINIDAD AND TOBAGO	671.906	903.144	34,42	551.841	818.406	48,30
BAHAMAS	16.464	24.697	50,01	13.563	21.521	58,67
JAMAICA	593.692	1.021.503	72,06	582.361	1.103.862	89,55
PUERTO RICO	1.626.677	986.866	-39,33	1.296.953	921.668	-28,94
BELIZE	52.675	65.748	24,82	51.291	67.602	31,80
DOMINICAN REPUBLIC	520.679	3.401.969	553,37	531.860	3.229.391	507,19
EL SALVADOR	1.743.783	1.607.305	-7,83	1.447.759	1.565.449	8,13
COSTA RICA	3.269.086	4.678.793	43,12	2.622.799	4.190.447	59,77
HAITI	25.402	50.804	100,00	9.907	35.054	253,83
BARBADOS	50.488	62.267	23,33	43.832	64.886	48,03
ANTIGUA AND BARBUDA	137	0	-100,00	312	0	-100,00
ARUBA	16.994	66	-99,61	14.209	1.900	-86,63
BERMUDA	436	407	-6,65	2.445	2.285	-6,54
CAPE VERDE	18.549	55.646	199,99	15.293	51.409	236,16
CAYMAN ISLANDS	3.057	0	-100,00	18.645	0	-100,00
DOMINICA	3.545	214.920	5.962,62	7.204	198.788	2.659,41
FRENCH GUIANA	2.917	1.789	-38,67	4.222	5.021	18,92
FRENCH POLYNESIA	605.916	1.013.683	67,30	616.729	1.206.733	95,67

TABEL 5. PERKEMBANGAN EKSPOR INDONESIA MENURUT KOMODITI DAN NEGARA TUJUAN

JENIS BARANG	BERAT BERSIH (KG)		PERUB	NILAI FOB (US \$)		PERUB
	JAN-AGT 2007	JAN-AGT 2008	%	JAN-AGT 2007	JAN-AGT 2008	%
	(1)	(2)	(3)	(4)	(5)	(6)
GREENLAND	0	4.221	-	0	11.773	-
GRENADA	16	1.043	6.418,75	120	6.041	4.934,17
MARTINIQUE	133.991	95.982	-28,37	118.147	91.137	-22,86
NETHERLANDS ANTILLES	74.470	55.383	-25,63	68.062	63.561	-6,61
SAINT LUCIA	0	626	-	0	3.193	-
GADELOUPE	309.634	340.465	9,96	267.860	344.413	28,58
SAINT KITTS AND NEVIS	59	1.750	2.866,10	946	563	-40,49
UNITED KINGDOM	25.084.633	20.016.776	-20,20	25.174.721	25.004.054	-0,68
NETHERLANDS	10.608.303	3.821.344	-63,98	11.840.255	7.599.092	-35,82
FRANCE	5.397.254	4.254.244	-21,18	6.153.575	6.213.165	0,97
GERMANY, FED. REP. OF	2.609.075	4.273.302	63,79	5.530.017	9.297.104	68,12
AUSTRIA	55.806	6.075	-89,11	89.743	13.123	-85,38
BELGIUM	32.903.248	35.671.833	8,41	30.816.464	38.035.111	23,42
SWITZERLAND	35.130	22.173	-36,88	301.874	84.911	-71,87
LUXEMBOURG	47	400	751,06	756	870	15,08
DENMARK	547.286	554.254	1,27	1.330.693	1.582.302	18,91
NORWAY	341.062	317.601	-6,88	673.839	706.066	4,78
SWEDEN	1.682.937	1.265.136	-24,83	2.186.732	2.194.060	0,34
FINLAND	959.104	575.422	-40,00	1.896.800	976.230	-48,53
IRELAND	764.520	829.481	8,50	993.389	1.254.188	26,25
ITALY	24.958.627	23.428.597	-6,13	22.169.084	22.361.446	0,87
SPAIN	20.825.162	17.492.363	-16,00	18.934.438	18.666.921	-1,41
PORTUGAL	2.663.997	3.510.563	31,78	1.991.231	3.156.636	58,53
ICELAND	248	0	-100,00	2.940	0	-100,00
GREECE	26.000.980	16.045.403	-38,29	21.795.150	15.775.609	-27,62
DEMOCRATIC REPUBLIC OF THE CO	1.898.046	2.463.574	29,80	1.727.635	2.511.776	45,39
HUNGARY	28.130	30.440	8,21	68.163	37.654	-44,76
POLAND	2.310.369	740.171	-67,96	1.752.348	1.132.157	-35,39
ROMANIA	1.965.832	2.534.188	28,91	1.847.241	2.514.882	36,14
BULGARIA	112.919	472.751	318,66	93.905	495.277	427,42
YUGOSLAVIA	0	234.913	-	0	256.728	-
ALBANIA	144.901	586.477	304,74	136.347	694.695	409,51
ARMENIA	24.570	35.098	42,85	14.742	42.279	186,79
KAZAKHSTAN	594.138	336.659	-43,34	505.806	287.077	-43,24
TAJIKISTAN	249	0	-100,00	1.630	0	-100,00
UKRAINE	1.850.791	4.600.849	148,59	2.283.144	5.008.921	119,39
LITHUANIA	644.148	574.498	-10,81	792.979	855.375	7,87
LATVIA	219.156	328.634	49,95	252.770	375.226	48,45
ESTONIA	4.521	148.976	3.195,20	12.891	266.927	1.970,65
GEORGIA	1.426.119	1.921.104	34,71	1.138.578	1.925.107	69,08
CROATIA	232.450	464.832	99,97	203.920	489.446	140,02
BOSNIA AND HERZEGOVINA	0	982.773	-	0	964.067	-
MALTA	655.794	450.657	-31,28	582.764	489.279	-16,04
SLOVAKIA	2.399	190	-92,08	4.110	30.567	643,72
SLOVENIA	1.346.936	62.985	-95,32	1.144.025	154.502	-86,49
CZECH REPUBLIC	7.635	7.741	1,39	20.690	23.021	11,27
RUSSIA FEDERATION	5.380.931	11.921.543	121,55	5.750.596	13.398.840	133,00
-GLISEROL DAN LARUTAN ALKALI	18.229.608	37.795.196	107,33	4.372.174	18.266.981	317,80
JAPAN	4.073.803	2.265.307	-44,39	973.461	1.369.896	40,72
KOREA, REPUBLIC OF	0	18.000	-	0	36.000	-
TAIWAN	40.000	0	-100,00	15.585	0	-100,00
CHINA	3.555.670	10.357.720	191,30	526.034	3.931.264	647,34
PAPUA NEW GUINEA	823	0	-100,00	765	0	-100,00
THAILAND	2	0	-100,00	2	0	-100,00
SINGAPORE	0	100	-	0	22	-
PHILIPPINES	220.250	208.070	-5,53	84.668	356.554	321,12
MALAYSIA	7.980.270	17.300.000	116,78	1.598.507	7.450.000	366,06
INDIA	814.060	3.499.960	329,94	270.242	2.018.020	646,75
IRAN (ISLAMIC REPUBLIC OF)	162.550	108.000	-33,56	22.757	45.360	99,32
SAUDI ARABIA	100.000	200.000	100,00	60.000	348.000	480,00
YEMEN	60.000	96.000	60,00	36.000	144.745	302,07
SYRIA ARAB REPUBLIC	0	95.000	-	0	165.300	-
UNITED ARAB EMIRATES	140.000	20.000	-85,71	133.000	34.060	-74,39
EGYPT	20.000	247.000	1.135,00	12.000	429.780	3.481,50
SUDAN	600.000	340.000	-43,33	360.000	380.400	5,67
KENYA	60.000	0	-100,00	36.600	0	-100,00
GHANA	20.000	0	-100,00	12.200	0	-100,00
NIGERIA	20.000	0	-100,00	12.200	0	-100,00
SOUTH AFRICA	42.180	0	-100,00	8.436	0	-100,00
AUSTRALIA	80.000	0	-100,00	48.000	0	-100,00
CANADA	219.999	20.000	-90,91	149.521	33.400	-77,66
VENEZUELA	0	20.000	-	0	24.000	-
BRAZIL	20.000	0	-100,00	12.195	0	-100,00
NETHERLANDS	0	3.000.039	-	0	1.500.180	-
GERMANY, FED. REP. OF	1	0	-100,00	1	0	-100,00
-MARGARIN DAN LEMAK LAINNYA	208.232.775	322.989.396	55,11	139.741.361	362.024.466	159,07

TABEL 5. PERKEMBANGAN EKSPOR INDONESIA MENURUT KOMODITI DAN NEGARA TUJUAN

JENIS BARANG	BERAT BERSIH (KG)		PERUB	NILAI FOB (US \$)		PERUB
	JAN-AGT 2007	JAN-AGT 2008	%	JAN-AGT 2007	JAN-AGT 2008	%
	(1)	(2)	(3)	(4)	(5)	(6)
JAPAN	429.566	425.492	-0,95	359.947	605.819	68,31
HONG KONG	3.889.480	3.780.801	-2,79	2.094.204	3.679.924	75,72
KOREA, REPUBLIC OF	334.902	53.400	-84,06	239.688	84.192	-64,87
TAIWAN	489.740	544.937	11,27	353.677	676.790	91,36
CHINA	106.797.263	70.042.829	-34,42	65.343.904	69.598.991	6,51
PAPUA NEW GUINEA	610.391	550.690	-9,78	496.925	612.814	23,32
THAILAND	115	1.168.200	1.015.726,09	4	1.650.309	41.257.625,00
SINGAPORE	560.362	4.005.010	614,72	434.033	4.912.381	1.031,80
PHILIPPINES	5.867.927	5.401.638	-7,95	4.101.868	6.243.366	52,21
MALAYSIA	177.866	3.928.022	2.108,42	142.769	4.943.104	3.362,31
MYANMAR (FORM. BURMA)	394.294	475.048	20,48	329.041	585.548	77,96
CAMBODIA	61.512	21.960	-64,30	37.432	23.973	-35,96
VIET NAM	9.198.664	13.980.774	51,99	6.104.081	14.616.604	139,46
MALDIVES	11.964	13.838	15,66	11.689	21.255	81,84
INDIA	388.325	686.944	76,90	257.067	990.441	285,29
PAKISTAN	0	2.454.942	-	0	2.761.971	-
BANGLADESH	42.750	20.235	-52,67	27.915	24.404	-12,58
SRI LANKA	11.149.579	8.301.486	-25,54	6.904.819	8.252.809	19,52
AFGHANISTAN	0	670.999	-	0	881.367	-
IRAQ	0	73.939.112	-	0	81.211.784	-
IRAN (ISLAMIC REPUBLIC OF)	0	2.083.027	-	0	2.679.395	-
SAUDI ARABIA	4.188.403	4.147.380	-0,98	3.006.682	4.588.495	52,61
KUWAIT	84.114	264.000	213,86	77.370	314.655	306,69
JORDAN	0	20.000	-	0	24.678	-
LEBANON	0	1.120.147	-	0	1.592.345	-
YEMEN	66	40.800	61.718,18	99	40.420	40.728,28
OMAN	40.200	509.508	1.167,43	25.447	674.480	2.550,53
SYRIA ARAB REPUBLIC	599.280	1.515.860	152,95	411.491	2.088.078	407,44
TURKEY	1.041.000	6.293.684	504,58	567.615	7.835.186	1.280,37
UNITED ARAB EMIRATES	378.479	859.321	127,05	256.960	1.154.253	349,20
QATAR	77.700	20.100	-74,13	44.062	21.044	-52,24
BAHRAIN	60.540	59.435	-1,83	36.815	65.565	78,09
CYPRUS	20.100	0	-100,00	11.055	0	-100,00
EGYPT	2.220.000	5.053.150	127,62	1.474.894	6.393.423	333,48
MOROCCO	0	281.850	-	0	393.974	-
ALGERIA	4.880.800	14.527.829	197,65	3.112.756	17.062.430	448,15
SUDAN	533.120	2.025.533	279,94	359.610	2.325.059	546,55
NAMIBIA	73.840	18.460	-75,00	38.028	20.583	-45,87
ETHIOPIA	441.600	504.000	14,13	319.839	667.860	108,81
TANZANIA, UNITED REPUBLIC OF	319.845	573.000	79,15	217.709	573.200	163,29
KENYA	0	110.400	-	0	105.736	-
MOZAMBIQUE	898.900	3.126.835	247,85	571.903	3.337.884	483,65
EQUATORIAL GUINEA	57.411	0	-100,00	53.758	0	-100,00
TOGO	1.076.548	643.930	-40,19	691.533	633.313	-8,42
GHANA	6.696.316	3.000.644	-55,19	4.990.803	3.085.002	-38,19
LIBERIA	361.685	292.128	-19,23	252.680	305.976	21,09
GUINEA	164.937	0	-100,00	149.910	0	-100,00
ANGOLA	1.485.184	2.394.108	61,20	889.699	2.578.493	189,82
CONGO	892.685	673.057	-24,60	583.627	722.920	23,87
CAMEROON	258.050	1.125.580	336,19	173.118	1.343.343	675,97
NIGERIA	8.139.393	14.972.535	83,95	5.178.638	16.534.641	219,29
SIERRA LEONE	134.628	297.138	120,71	90.119	289.992	221,79
GABON	49.337	19.224	-61,04	34.711	18.818	-45,79
COTE D'IVOIRE	36.400	232.000	537,36	21.970	282.174	1.184,36
BENIN	6.346.184	6.238.886	-1,69	4.168.156	6.383.226	53,14
GUINEA BISSAU	0	47.918	-	0	52.687	-
GAMBIA	20.250	33.923	67,52	12.353	33.716	172,94
NIGER	0	282.533	-	0	310.664	-
CHAD	0	204.149	-	0	191.072	-
DJIBOUTI	1.081.275	1.195.160	10,53	741.905	1.323.322	78,37
SAO TOME AND PRINCIPE	157.029	200.197	27,49	95.796	211.276	120,55
SOUTH AFRICA	2.270.031	2.263.069	-0,31	3.083.944	3.332.016	8,04
MALAWI	38.122	162.245	325,59	21.222	192.495	807,05
MAURITIUS	16.915	17.530	3,64	17.312	18.905	9,20
VIRGIN ISLANDS (BRITISH)	0	41.400	-	0	41.400	-
AUSTRALIA	669.788	2.717.685	305,75	477.977	3.193.416	568,11
NEW ZEALAND	2.142.018	2.910.640	35,88	1.611.244	3.492.160	116,74
VANUATU	4.506	0	-100,00	6.604	0	-100,00
FIJI	21.200	63.200	198,11	16.006	73.923	361,85
KIRIBATI	10.296	10.296	0,00	9.953	18.533	86,21
SOLOMON ISLANDS	57.410	107.688	87,58	51.420	130.221	153,25
EAST TIMOR	0	307.786	-	0	319.033	-
UNITED STATES	9.635	228.260	2.269,07	23.695	448.235	1.791,69
CANADA	0	40.975	-	0	43.032	-
CUBA	0	19.335	-	0	21.913	-
ARGENTINA	0	17.575	-	0	23.684	-
BRAZIL	0	110.000	-	0	182.145	-
GUYANA	0	42.000	-	0	50.400	-

TABEL 5. PERKEMBANGAN EKSPOR INDONESIA MENURUT KOMODITI DAN NEGARA TUJUAN

JENIS BARANG	BERAT BERSIH (KG)		PERUB	NILAI FOB (US \$)		PERUB
	JAN-AGT 2007	JAN-AGT 2008	%	JAN-AGT 2007	JAN-AGT 2008	%
(1)	(2)	(3)	(4)	(5)	(6)	(7)
TRINIDAD AND TOBAGO	0	360.365	-	0	446.108	-
JAMAICA	1.009.778	984.251	-2,53	612.140	1.033.711	68,87
BARBADOS	0	240.252	-	0	294.712	-
MARTINIQUE	0	16.926	-	0	18.590	-
UNITED KINGDOM	1	0	-100,00	2	0	-100,00
NETHERLANDS	0	562.753	-	0	1.149.824	-
GERMANY, FED. REP. OF	120.000	220.003	83,34	86.400	249.659	188,96
SWITZERLAND	0	30	-	0	76	-
DENMARK	0	3.521.360	-	0	4.490.102	-
SWEDEN	0	30.850	-	0	43.103	-
ITALY	0	749.999	-	0	987.250	-
PORTUGAL	0	5.713	-	0	6.136	-
GREECE	197.000	1.060.202	438,17	134.905	1.378.923	922,14
DEMOCRATIC REPUBLIC OF THE CO	1.286.213	1.063.582	-17,31	840.252	1.130.731	34,57
ROMANIA	1.242.400	2.947.239	137,22	967.499	3.796.899	292,44
BULGARIA	149.500	2.959.099	1.879,33	122.858	3.491.967	2.742,28
ALBANIA	0	66.000	-	0	85.776	-
AZERBAIJAN	80.000	0	-100,00	37.200	0	-100,00
KAZAKHSTAN	0	458.470	-	0	651.789	-
TAJIKISTAN	0	61.920	-	0	73.069	-
TURKMENISTAN	0	321.499	-	0	416.508	-
UKRAINE	2.922.925	5.717.022	95,59	5.587.316	8.574.767	53,47
UZBEKISTAN	0	330.080	-	0	392.092	-
LITHUANIA	0	66.900	-	0	84.506	-
LATVIA	110.085	283.098	157,16	129.800	389.597	200,15
ESTONIA	195.750	304.640	55,63	557.019	550.942	-1,09
GEORGIA	22.000	22.199	0,90	14.850	27.079	82,35
CROATIA	0	20.000	-	0	25.200	-
SLOVENIA	245.000	224.000	-8,57	139.325	266.619	91,36
RUSSIA FEDERATION	12.192.203	25.857.474	112,08	9.292.244	31.749.996	241,68
-SABUN MANDI DAN CUCI	326.123.945	354.478.130	8,69	265.642.394	380.044.188	43,07
JAPAN	8.891.142	7.392.823	-16,85	8.195.615	8.608.722	5,04
HONG KONG	3.320.059	2.116.065	-36,26	3.250.250	2.850.229	-12,31
KOREA, DEMOCRATIC PEOPLE'S REI	73.536	95.804	30,28	80.334	139.756	73,97
KOREA, REPUBLIC OF	2.961.530	4.193.879	41,61	3.272.420	5.504.755	68,22
TAIWAN	4.107.636	4.941.548	20,30	4.221.482	6.798.310	61,04
CHINA	22.790.726	14.639.063	-35,77	14.138.105	13.845.037	-2,07
MONGOLIA	785.365	431.561	-45,05	597.345	468.740	-21,53
PAPUA NEW GUINEA	6.262.842	6.493.149	3,68	3.967.012	6.032.980	52,08
THAILAND	12.365.795	6.684.801	-45,94	10.318.320	8.813.111	-14,59
SINGAPORE	10.998.110	12.523.710	13,87	12.018.200	18.174.941	51,23
PHILIPPINES	7.848.059	9.306.833	18,59	7.221.090	10.341.208	43,21
MALAYSIA	42.231.515	43.131.058	2,13	35.027.004	43.405.423	23,92
MYANMAR (FORM. BURMA)	2.776.592	2.650.071	-4,56	2.198.966	3.024.461	37,54
CAMBODIA	105.550	51.465	-51,24	112.099	78.823	-29,68
BRUNEI DARUSSALAM	545.243	825.514	51,40	557.242	1.012.558	81,71
NEPAL	0	14.976	-	0	15.900	-
VIET NAM	3.592.909	3.146.409	-12,43	4.356.872	4.494.670	3,16
MALDIVES	1.103.687	963.289	-12,72	1.086.360	1.227.064	12,95
INDIA	12.123.241	9.475.374	-21,84	9.396.773	11.257.931	19,81
PAKISTAN	4.798.101	6.243.139	30,12	5.090.154	8.775.216	72,40
BANGLADESH	922.747	227.396	-75,36	726.209	378.629	-47,86
SRI LANKA	763.353	218.758	-71,34	474.643	392.807	-17,24
AFGHANISTAN	74.899	441.375	489,29	87.524	663.334	657,89
IRAQ	324	5.454.244	1.683.308,64	752	6.550.490	870.975,80
IRAN (ISLAMIC REPUBLIC OF)	245.792	1.200.328	388,35	252.176	1.236.616	390,38
SAUDI ARABIA	1.541.517	1.120.505	-27,31	1.586.139	1.581.747	-0,28
ISRAEL	0	110.089	-	0	158.529	-
KUWAIT	151.632	229.638	51,44	156.103	318.869	104,27
JORDAN	68.264	291.463	326,96	69.912	425.433	508,53
LEBANON	230.634	207.695	-9,95	249.428	342.755	37,42
YEMEN	2.362.709	2.720.641	15,15	2.390.990	4.055.196	69,60
OMAN	535.619	285.297	-46,74	255.647	226.645	-11,34
SYRIA ARAB REPUBLIC	293.600	11.988	-95,92	396.907	19.055	-95,20
TURKEY	0	37.760	-	0	54.452	-
UNITED ARAB EMIRATES	11.580.818	13.289.233	14,75	11.142.621	17.790.622	59,66
QATAR	0	200	-	0	2.613	-
CYPRUS	40.414	8.561	-78,82	68.205	25.630	-62,42
EGYPT	3.736.370	3.217.148	-13,90	3.557.970	3.941.165	10,77
LIBYAN ARAB JAMAHIRIYA	1.751.030	2.333.605	33,27	1.214.914	2.151.857	77,12
TUNISIA	0	39.999	-	0	26.500	-
ALGERIA	3.996.369	1.610.319	-59,71	1.811.541	1.409.335	-22,20
SUDAN	667.536	4.479.585	571,06	680.025	4.484.787	559,50
ERITREA	308.000	2.919.383	847,85	244.464	2.836.173	1.060,16
NAMIBIA	1.143.540	3.946.527	245,11	1.347.136	4.573.791	239,52
ETHIOPIA	8.335.045	6.473.469	-22,33	4.955.396	5.168.706	4,30
TANZANIA, UNITED REPUBLIC OF	964.161	986.407	2,31	1.061.608	1.484.184	39,81

TABEL 5. PERKEMBANGAN EKSPOR INDONESIA MENURUT KOMODITI DAN NEGARA TUJUAN

JENIS BARANG	BERAT BERSIH (KG)		PERUB	NILAI FOB (US \$)		PERUB
	JAN-AGT 2007	JAN-AGT 2008	%	JAN-AGT 2007	JAN-AGT 2008	%
(1)	(2)	(3)	(4)	(5)	(6)	(7)
MADAGASCAR	3.196.244	4.921.059	53,96	2.225.821	3.926.847	76,42
SOMALIA	325.000	709.593	118,34	129.250	339.825	162,92
KENYA	609.321	504.327	-17,23	480.648	561.800	16,88
REUNION	0	326	-	0	736	-
MOZAMBIQUE	4.096.926	6.219.044	51,80	3.355.078	5.456.830	62,64
EQUATORIAL GUINEA	322.330	400.215	24,16	273.399	437.874	60,16
TOGO	3.302.068	9.745.965	195,15	2.600.866	10.695.434	311,23
GHANA	11.710.086	21.551.264	84,04	8.833.569	20.314.822	129,97
LIBERIA	1.027.600	1.532.905	49,17	832.428	1.583.992	90,29
GUINEA	2.455.378	3.669.851	49,46	1.734.687	2.805.581	61,73
ANGOLA	11.612.436	18.383.616	58,31	9.795.161	17.885.220	82,59
CONGO	3.068.856	2.647.077	-13,74	2.274.230	2.293.124	0,83
CAMEROON	3.291.687	3.865.576	17,43	2.441.964	3.728.311	52,68
NIGERIA	15.948.097	4.954.056	-68,94	11.507.006	4.862.195	-57,75
SIERRA LEONE	1.482.200	3.011.291	103,16	1.228.629	3.277.203	166,74
GABON	728.600	613.895	-15,74	579.107	598.661	3,38
COTE D'IVOIRE	145.173	916.961	531,63	143.020	1.027.228	618,24
SENEGAL	583.080	904.623	55,15	409.166	875.093	113,87
MAURITANIA	2.102.639	3.028.200	44,02	1.677.004	3.261.425	94,48
MALI	1.171.109	966.075	-17,51	815.112	854.065	4,78
BENIN	11.553.617	16.766.997	45,12	10.767.611	20.333.268	88,84
BURKINA FASO	797.295	1.042.043	30,70	764.488	1.054.033	37,87
GUINEA BISSAU	523.199	229.707	-56,10	307.456	187.136	-39,13
GAMBIA	313.732	177.641	-43,38	246.296	199.548	-18,98
SEYCHELLES	33.558	150.440	348,30	53.165	199.003	274,31
UGANDA	111.151	35.884	-67,72	81.181	49.200	-39,39
CENTRAL AFRICAN REPUBLIC	115.063	23.976	-79,16	93.354	32.607	-65,07
NIGER	143.872	35.467	-75,35	96.456	40.087	-58,44
CHAD	10.318	133.138	1.190,35	14.313	145.940	919,63
DJIBOUTI	11.490.065	14.094.769	22,67	7.644.734	11.409.868	49,25
SAO TOME AND PRINCIPE	51.181	88.856	73,61	49.679	85.197	71,49
SOUTH AFRICA	1.740.294	1.954.935	12,33	1.353.848	2.097.257	54,91
ZIMBABWE	29.791	14.968	-49,76	28.845	18.848	-34,66
ZAMBIA	94.755	0	-100,00	63.762	0	-100,00
MALAWI	7.328.492	9.613.000	31,17	2.872.322	5.900.551	105,43
COMOROS	100.135	200.238	99,97	97.805	204.483	109,07
BURUNDI	11.808	0	-100,00	13.325	0	-100,00
MAURITIUS	2.612.846	942.238	-63,94	1.571.263	1.029.892	-34,45
RWANDA	123.840	198.144	60,00	134.805	314.760	133,49
AUSTRALIA	5.470.501	2.956.549	-45,95	5.990.884	4.191.334	-30,04
NEW ZEALAND	157.544	100.635	-36,12	288.292	251.868	-12,63
MICRONESIA, FEDERATED STATES (163.641	168.541	2,99	119.808	176.381	47,22
GUAM	643	1.409	119,13	3.240	2.019	-37,69
PALAU	26	114	338,46	140	544	288,57
NEW CALEDONIA	8.084	14.103	74,46	11.633	20.176	73,44
NORTHERN MARIANA ISLANDS	0	1	-	0	2	-
SAINT VINCENT AND THE GRENADIN	8.237	0	-100,00	8.435	0	-100,00
VANUATU	232.586	192.417	-17,27	189.889	158.524	-16,52
WALLIS AND FUTUNA ISLANDS	1.680	4.187	149,23	4.039	11.620	187,69
AMERICAN SAMOA	5.908	10.942	85,21	8.671	22.095	154,81
COOK ISLANDS	30.471	44.652	46,54	25.179	38.490	52,87
FIJI	3.480.990	3.606.387	3,60	2.387.295	3.551.879	48,78
KIRIBATI	101.626	177.928	75,08	85.158	188.369	121,20
MARSHALL ISLANDS	14.599	32.640	123,58	10.317	29.835	189,18
SAMOA	636.453	653.250	2,64	537.945	736.865	36,98
SOLOMON ISLANDS	532.786	344.420	-35,35	510.790	402.535	-21,19
TONGA	100.871	96.501	-4,33	116.866	142.507	21,94
TUVALU	27.614	29.055	5,22	22.614	30.944	36,84
EAST TIMOR	31.029	2.103.323	6.678,57	35.211	996.631	2.730,45
UNITED STATES	1.617.504	1.446.470	-10,57	1.669.126	2.077.400	24,46
CANADA	89.248	48.120	-46,08	128.888	90.953	-29,43
MEXICO	29.999	44.999	50,00	54.623	100.099	83,25
GUATEMALA	99.053	103.153	4,14	102.071	111.626	9,36
HONDURAS	55.447	0	-100,00	45.138	0	-100,00
PANAMA	1.504.954	1.526.035	1,40	1.404.210	1.901.671	35,43
SURINAME	200.778	267.969	33,47	239.121	605.866	153,37
CHILE	464.751	1.110.668	138,98	378.762	1.071.578	182,92
ARGENTINA	641.149	0	-100,00	278.816	0	-100,00
BRAZIL	66.017	17.000	-74,25	75.399	25.285	-66,47
COLOMBIA	121.312	1.058.560	772,59	108.353	1.041.701	861,40
BOLIVIA	888.266	882.548	-0,64	804.045	901.162	12,08
URUGUAY	0	14.000	-	0	33.904	-
PERU	25.920	73.212	182,45	25.200	94.460	274,84
GUYANA	124.157	0	-100,00	173.640	0	-100,00
TRINIDAD AND TOBAGO	137.946	158.380	14,81	131.117	141.091	7,61
JAMAICA	380.525	418.347	9,94	172.785	407.270	135,71
BELIZE	4.029	3.525	-12,51	9.783	17.215	75,97
DOMINICAN REPUBLIC	115.296	85.550	-25,80	111.595	115.357	3,37

TABEL 5. PERKEMBANGAN EKSPOR INDONESIA MENURUT KOMODITI DAN NEGARA TUJUAN

JENIS BARANG	BERAT BERSIH (KG)		PERUB	NILAI FOB (US \$)		PERUB
	JAN-AGT 2007	JAN-AGT 2008	%	JAN-AGT 2007	JAN-AGT 2008	%
	(1)	(2)	(3)	(4)	(5)	(6)
EL SALVADOR	49.536	24.570	-50,40	52.890	32.223	-39,08
COSTA RICA	92.865	43.930	-52,69	88.780	62.103	-30,05
HAITI	3.359.118	2.978.404	-11,33	3.356.022	3.628.392	8,12
BARBADOS	16.929	43.075	154,45	24.164	47.927	98,34
BERMUDA	7	13	85,71	66	62	-6,06
CAPE VERDE	95.613	92.146	-3,63	76.097	86.433	13,58
DOMINICA	32.655	25.920	-20,62	34.620	36.000	3,99
FRENCH POLYNESIA	77.910	20.123	-74,17	53.560	18.658	-65,16
MARTINIQUE	19	0	-100,00	110	0	-100,00
NETHERLANDS ANTILLES	207.627	166.217	-19,94	171.368	199.437	16,38
UNITED KINGDOM	529.446	428.062	-19,15	750.064	616.421	-17,82
NETHERLANDS	522.309	441.415	-15,49	660.726	707.890	7,14
FRANCE	293.576	155.781	-46,94	247.195	152.527	-38,30
GERMANY, FED. REP. OF	130.152	114.785	-11,81	126.318	115.198	-8,80
AUSTRIA	0	144.000	-	0	202.600	-
BELGIUM	445.403	328.725	-26,20	372.091	343.024	-7,81
SWITZERLAND	968	900	-7,02	2.037	6.457	216,99
DENMARK	10	17.973	179.630,00	40	34.655	86.537,50
NORWAY	455	100	-78,02	2.370	2.884	21,69
SWEDEN	13.868	190.220	1.271,65	13.351	244.478	1.731,16
FINLAND	16.342	0	-100,00	27.264	0	-100,00
IRELAND	24	0	-100,00	48	0	-100,00
ITALY	622.223	448.989	-27,84	468.648	468.692	0,01
SPAIN	287.438	258.336	-10,12	423.743	541.782	27,86
PORTUGAL	183.958	32.780	-82,18	152.171	31.161	-79,52
GREECE	107.247	92.522	-13,73	124.592	165.663	32,96
DEMOCRATIC REPUBLIC OF THE CO	3.648.717	6.592.198	80,67	2.693.024	6.659.619	147,29
POLAND	1.700.103	544.011	-68,00	1.075.590	520.423	-51,62
ROMANIA	15.996	73.562	359,88	22.031	82.543	274,67
BULGARIA	73.487	117.705	60,17	122.455	160.502	31,07
YUGOSLAVIA	0	12.957	-	0	23.154	-
ALBANIA	0	13.701	-	0	18.528	-
TURKMENISTAN	0	507	-	0	1.785	-
UKRAINE	3.520.000	1.360.000	-61,36	2.189.120	1.365.920	-37,60
UZBEKISTAN	0	51.999	-	0	40.300	-
LITHUANIA	194	30	-84,54	1.259	189	-84,99
LATVIA	70.310	20.589	-70,72	102.560	24.409	-76,20
CROATIA	0	1	-	0	4	-
MALTA	35.708	47.776	33,80	50.421	79.874	58,41
CZECH REPUBLIC	60.000	0	-100,00	36.000	0	-100,00
RUSSIA FEDERATION	582.239	368.014	-36,79	425.715	375.316	-11,84
-BAHAN CELUP ORGANIK SINTETIK	24.883.928	22.629.880	-9,06	88.960.021	104.097.822	17,02
JAPAN	2.959.012	3.347.960	13,14	12.043.867	15.504.916	28,74
HONG KONG	1.752.059	1.625.198	-7,24	7.233.921	8.163.919	12,86
KOREA, REPUBLIC OF	1.247.585	783.531	-37,20	4.080.578	3.438.138	-15,74
TAIWAN	1.199.490	894.286	-25,44	4.835.818	4.776.139	-1,23
CHINA	5.113.225	3.543.359	-30,70	9.568.664	11.028.548	15,26
THAILAND	348.523	326.713	-6,26	971.595	1.150.634	18,43
SINGAPORE	3.878.415	3.729.609	-3,84	20.016.396	21.712.755	8,47
PHILIPPINES	58.471	62.789	7,38	118.466	139.252	17,55
MALAYSIA	174.087	160.649	-7,72	558.632	610.000	9,20
VIET NAM	129.221	208.417	61,29	580.602	788.813	35,86
INDIA	1.478	90.744	6.039,65	24.246	474.108	1.855,41
PAKISTAN	171.757	243.281	41,64	476.733	939.408	97,05
BANGLADESH	526.804	440.409	-16,40	1.206.564	1.326.817	9,97
SRI LANKA	37.420	27.731	-25,89	203.020	142.396	-29,86
IRAN (ISLAMIC REPUBLIC OF)	22.315	17.546	-21,37	63.423	32.269	-49,12
SAUDI ARABIA	14.923	4.498	-69,86	12.344	4.506	-63,50
ISRAEL	0	1.000	-	0	2.280	-
JORDAN	39.009	23.193	-40,54	136.742	89.795	-34,33
YEMEN	300	0	-100,00	10.326	0	-100,00
TURKEY	954.836	520.890	-45,45	4.167.872	2.882.072	-30,85
UNITED ARAB EMIRATES	340	1.000	194,12	2.720	4.536	66,76
EGYPT	20.081	9.913	-50,63	77.948	53.406	-31,49
TANZANIA, UNITED REPUBLIC OF	32.179	37.187	15,56	77.395	100.001	29,21
MADAGASCAR	0	300	-	0	1.878	-
KENYA	5.019	0	-100,00	25.220	0	-100,00
NIGERIA	99.538	385.048	286,84	80.000	439.020	448,78
SEYCHELLES	0	1.070	-	0	800	-
SOUTH AFRICA	4.920	25.399	416,24	29.248	94.373	222,66
MAURITIUS	50	0	-100,00	188	0	-100,00
AUSTRALIA	34.358	39.714	15,59	110.256	145.691	32,14
NEW ZEALAND	3.301	4.683	41,87	30.208	16.717	-44,66
FIJI	870	3.029	248,16	13.728	37.636	174,16
UNITED STATES	2.269.465	1.978.216	-12,83	4.799.639	6.961.892	45,05
CANADA	3.629	4.719	30,04	24.819	31.443	26,69
MEXICO	208.786	273.243	30,87	1.104.711	1.554.870	40,75

TABEL 5. PERKEMBANGAN EKSPOR INDONESIA MENURUT KOMODITI DAN NEGARA TUJUAN

JENIS BARANG	BERAT BERSIH (KG)		PERUB	NILAI FOB (US \$)		PERUB
	JAN-AGT 2007	JAN-AGT 2008	%	JAN-AGT 2007	JAN-AGT 2008	%
(1)	(2)	(3)	(4)	(5)	(6)	(7)
HONDURAS	14.000	1.250	-91,07	45.641	8.975	-80,34
CHILE	4.498	5.574	23,92	14.170	27.239	92,23
ARGENTINA	9.994	56.473	465,07	74.838	217.642	190,82
BRAZIL	369.740	399.857	8,15	1.881.711	2.278.259	21,07
COLOMBIA	1.300	1.800	38,46	7.410	10.920	47,37
PERU	760	0	-100,00	5.317	0	-100,00
UNITED KINGDOM	86.445	101.248	17,12	440.347	545.071	23,78
NETHERLANDS	76.355	40.521	-46,93	371.472	267.510	-27,99
FRANCE	1.221	0	-100,00	38.316	0	-100,00
GERMANY, FED. REP. OF	1.343.131	1.705.554	26,98	8.286.971	11.782.396	42,18
BELGIUM	143.516	155.490	8,34	886.644	1.199.866	35,33
SWITZERLAND	71.794	82.594	15,04	373.492	574.728	53,88
NORWAY	0	184.200	-	0	331.269	-
SWEDEN	548.000	118.800	-78,32	420.260	234.927	-44,10
ITALY	149.965	228.411	52,31	411.286	771.884	87,68
SPAIN	662.407	669.649	1,09	2.675.428	2.874.167	7,43
POLAND	73.611	63.135	-14,23	279.322	323.941	15,97
ROMANIA	6.247	0	-100,00	28.454	0	-100,00
RUSSIA FEDERATION	9.478	0	-100,00	33.053	0	-100,00
-PREPARAT PEMBASMI KUMAN, DLL	101.967.875	38.740.411	-62,01	78.578.689	94.422.697	20,16
JAPAN	3.650.017	3.198.802	-12,36	5.074.107	4.032.683	-20,52
HONG KONG	52.266	18.626	-64,36	110.279	81.783	-25,84
KOREA, REPUBLIC OF	418.508	1.002.976	139,66	789.196	3.304.738	318,75
TAIWAN	689.483	653.893	-5,16	1.532.814	1.726.547	12,64
CHINA	65.942.746	1.048.974	-98,41	11.576.156	14.571.970	25,88
PAPUA NEW GUINEA	174.681	131.119	-24,94	127.004	97.215	-23,46
THAILAND	5.790.596	7.086.874	22,39	9.544.540	15.730.310	64,81
SINGAPORE	4.411.833	3.520.865	-20,19	10.189.802	15.667.439	53,76
PHILIPPINES	3.531.538	6.322.342	79,03	4.855.529	11.730.861	141,60
MALAYSIA	3.223.378	2.638.678	-18,14	6.349.863	6.057.071	-4,61
MYANMAR (FORM. BURMA)	245.763	291.840	18,75	156.681	175.142	11,78
BRUNEI DARUSSALAM	3.022	2.809	-7,05	8.836	7.262	-17,81
NEPAL	0	89.117	-	0	162.096	-
VIET NAM	699.867	830.892	18,72	3.962.334	6.443.937	62,63
MALDIVES	52.763	56.220	6,55	90.711	107.276	18,26
INDIA	58.496	31.283	-46,52	47.439	27.860	-41,27
PAKISTAN	2.014.649	1.986.067	-1,42	1.618.215	1.948.437	20,41
BANGLADESH	451.420	682.997	51,30	800.472	1.284.987	60,53
SRI LANKA	56.479	199.835	253,82	136.144	331.926	143,81
IRAN (ISLAMIC REPUBLIC OF)	0	599	-	0	7.386	-
SAUDI ARABIA	4.837	4.314	-10,81	57.328	52.469	-8,48
JORDAN	3.593	1.336	-62,82	44.431	224	-99,50
LEBANON	214.241	239.887	11,97	224.074	261.325	16,62
OMAN	360	451	25,28	5.181	2.585	-50,11
UNITED ARAB EMIRATES	26.944	47.007	74,46	48.507	49.346	1,73
CYPRUS	0	5.445	-	0	10.515	-
EGYPT	58.981	0	-100,00	255.339	0	-100,00
LIBYAN ARAB JAMAHIRIYA	93.532	90.778	-2,94	105.540	127.359	20,67
ALGERIA	0	7.680	-	0	7.772	-
SUDAN	26.675	0	-100,00	112.401	0	-100,00
TANZANIA, UNITED REPUBLIC OF	180.444	406.604	125,34	137.066	353.110	157,62
MADAGASCAR	237.540	20.160	-91,51	189.691	14.112	-92,56
KENYA	155.666	73.541	-52,76	123.383	69.117	-43,98
REUNION	20.260	0	-100,00	13.536	0	-100,00
MOZAMBIQUE	0	80.639	-	0	59.934	-
EQUATORIAL GUINEA	4.273	9.295	117,53	5.452	13.584	149,16
TOGO	119.985	97.260	-18,94	103.131	80.547	-21,90
GHANA	144.372	110.016	-23,80	117.502	89.222	-24,07
LIBERIA	21.600	0	-100,00	15.696	0	-100,00
GUINEA	22.558	19.696	-12,69	19.667	16.917	-13,98
NIGERIA	20.000	0	-100,00	20.000	0	-100,00
COTE D'IVOIRE	156.335	172.180	10,14	142.686	169.213	18,59
BENIN	6.720	4.958	-26,22	30.360	20.496	-32,49
GAMBIA	28.036	7.756	-72,34	74.669	14.061	-81,17
UGANDA	151.200	0	-100,00	97.776	0	-100,00
SOUTH AFRICA	364.636	408.891	12,14	382.266	602.913	57,72
ZIMBABWE	0	17.993	-	0	21.498	-
ZAMBIA	0	20.319	-	0	16.502	-
MALAWI	41.760	120.960	189,66	22.896	87.120	280,50
COMOROS	9.895	320	-96,77	8.001	1.167	-85,41
MAURITIUS	137.111	237.409	73,15	189.306	285.928	51,04
VIRGIN ISLANDS (BRITISH)	0	387	-	0	3.914	-
AUSTRALIA	182.011	189.721	4,24	165.402	306.042	85,03
NEW ZEALAND	11.625	741	-93,63	379.280	1.257	-99,67
MICRONESIA, FEDERATED STATES C	0	237	-	0	560	-
GUAM	2.250	2.250	0,00	3.931	3.669	-6,66
NEW CALEDONIA	17.640	26.131	48,13	27.328	42.837	56,75

TABEL 5. PERKEMBANGAN EKSPOR INDONESIA MENURUT KOMODITI DAN NEGARA TUJUAN

JENIS BARANG	BERAT BERSIH (KG)		PERUB %	NILAI FOB (US \$)		PERUB %
	JAN-AGT 2007	JAN-AGT 2008		JAN-AGT 2007	JAN-AGT 2008	
(1)	(2)	(3)	(4)	(5)	(6)	(7)
SAINT VINCENT AND THE GRENADIN	0	9.041	-	0	9.380	-
VANUATU	3.139	10.320	228,77	2.965	9.768	229,44
WALLIS AND FUTUNA ISLANDS	1.179	3.145	166,75	2.834	8.710	207,34
AMERICAN SAMOA	21.825	29.100	33,33	32.440	43.242	33,30
COOK ISLANDS	4.150	0	-100,00	3.700	0	-100,00
FIJI	192.039	47.482	-75,27	176.265	46.674	-73,52
KIRIBATI	2.048	2.475	20,85	1.420	2.316	63,10
SAMOA	151.000	115.211	-23,70	120.799	103.968	-13,93
SOLOMON ISLANDS	1.835	1.012	-44,85	5.760	849	-85,26
TONGA	13.922	19.623	40,95	11.666	14.742	26,37
EAST TIMOR	8	16.795	209.837,50	20	32.336	161.580,00
UNITED STATES	853.579	92	-99,99	1.543.550	4.000	-99,74
MEXICO	4.041.869	3.497.866	-13,46	4.825.821	4.672.708	-3,17
GUATEMALA	239.993	334.516	39,39	204.361	334.209	63,54
HONDURAS	181.174	620.035	242,23	157.946	725.069	359,06
NICARAGUA	162.738	236.706	45,45	140.442	226.114	61,00
CUBA	18.270	0	-100,00	16.443	0	-100,00
SURINAME	1.991	2.879	44,60	22.396	35.438	58,23
VENEZUELA	0	131.784	-	0	151.172	-
BRAZIL	750	24.383	3.151,07	300	17.166	5.622,00
COLOMBIA	0	20.525	-	0	21.236	-
PERU	7.707	4.808	-37,62	16.644	65.224	291,88
GUYANA	0	9.041	-	0	10.749	-
TRINIDAD AND TOBAGO	45.122	27.123	-39,89	37.260	29.140	-21,79
BAHAMAS	0	9.041	-	0	10.290	-
JAMAICA	221.862	180.915	-18,46	273.125	238.153	-12,80
BELIZE	256	838	227,34	3.861	4.031	4,40
DOMINICAN REPUBLIC	235.066	0	-100,00	207.133	0	-100,00
EL SALVADOR	166.083	190.926	14,96	153.463	192.123	25,19
COSTA RICA	37.596	49.148	30,73	50.061	66.353	32,54
HAITI	613.468	224.656	-63,38	427.757	142.842	-66,61
BARBADOS	27.123	9.041	-66,67	23.680	10.330	-56,38
ANTIGUA AND BARBUDA	0	9.041	-	0	9.340	-
FRENCH GUIANA	7.831	8.377	6,97	14.997	11.469	-23,52
FRENCH POLYNESIA	67.098	65.800	-1,93	52.162	52.959	1,53
NETHERLANDS ANTILLES	0	568	-	0	2.238	-
SAINT LUCIA	0	9.041	-	0	11.615	-
GUADELOUPE	8.030	6.840	-14,82	11.188	10.971	-1,94
UNITED KINGDOM	502	0	-100,00	4.238	0	-100,00
NETHERLANDS	24.259	155.208	539,80	25.456	156.663	515,43
FRANCE	56.117	14.000	-75,05	86.474	56.434	-34,74
GERMANY, FED. REP. OF	24.391	29.496	20,93	65.764	21.135	-67,86
BELGIUM	1.418	7.499	428,84	10.223	5.026	-50,84
SWITZERLAND	2.000	41	-97,95	10.800	444	-95,89
MONACO	49.320	0	-100,00	70.495	0	-100,00
SWEDEN	0	9.351	-	0	14.579	-
FINLAND	80.268	117.522	46,41	111.909	153.789	37,42
ITALY	360.596	142.578	-60,46	9.407.696	219.799	-97,66
SPAIN	350	0	-100,00	2.520	0	-100,00
GREECE	87.158	117.352	34,64	137.459	185.663	35,07
DEMOCRATIC REPUBLIC OF THE CO	20.160	0	-100,00	13.248	0	-100,00
-DAMAR TIRUAN, BAHAN PLASTIK	797.802.455	825.276.328	3,44	1.226.663.548	1.463.293.499	19,29
JAPAN	147.575.693	139.487.192	-5,48	252.804.351	264.885.006	4,78
HONG KONG	29.627.207	23.156.685	-21,84	38.468.525	30.114.923	-21,72
KOREA, DEMOCRATIC PEOPLE'S REI	2.137	0	-100,00	383	0	-100,00
KOREA, REPUBLIC OF	6.959.661	8.529.036	22,55	13.911.073	15.418.107	10,83
TAIWAN	10.316.743	12.661.716	22,73	21.210.691	28.489.094	34,31
CHINA	65.878.703	80.423.889	22,08	58.944.533	86.455.949	46,67
MONGOLIA	0	7.455	-	0	23.236	-
MACAU	48.364	617	-98,72	19.904	1.573	-92,10
PAPUA NEW GUINEA	1.016.603	509.978	-49,84	1.593.157	1.245.062	-21,85
THAILAND	13.351.014	18.998.108	42,30	34.616.159	51.878.707	49,87
SINGAPORE	51.664.210	53.920.041	4,37	80.694.413	107.719.777	33,49
PHILIPPINES	15.934.372	23.344.243	46,50	34.724.155	45.347.139	30,59
MALAYSIA	73.597.945	72.853.501	-1,01	104.633.181	125.928.986	20,35
MYANMAR (FORM. BURMA)	2.928.400	4.469.464	52,62	2.838.514	6.144.655	116,47
CAMBODIA	116.606	163.398	40,13	937.035	300.723	-67,91
BRUNEI DARUSSALAM	339.118	242.192	-28,58	365.302	401.494	9,91
LAO PEOPLE'S DEMOCRATIC REPUB	383	0	-100,00	275	0	-100,00
NEPAL	141.137	85.502	-39,42	218.770	187.929	-14,10
VIET NAM	25.524.427	36.512.645	43,05	33.481.380	53.649.351	60,24
MALDIVES	164.251	185.286	12,81	439.638	437.361	-0,52
INDIA	29.135.779	14.727.718	-49,45	32.774.340	21.840.989	-33,36
PAKISTAN	2.968.713	3.789.545	27,65	6.220.430	6.670.575	7,24
BANGLADESH	17.509.222	22.517.945	28,61	18.240.139	27.627.985	51,47
SRI LANKA	5.126.195	5.664.847	10,51	7.401.539	9.502.718	28,39
IRAN (ISLAMIC REPUBLIC OF)	28.286	59.885	111,71	61.719	254.877	312,96

TABEL 5. PERKEMBANGAN EKSPOR INDONESIA MENURUT KOMODITI DAN NEGARA TUJUAN

JENIS BARANG	BERAT BERSIH (KG)		PERUB	NILAI FOB (US \$)		PERUB
	JAN-AGT 2007	JAN-AGT 2008	%	JAN-AGT 2007	JAN-AGT 2008	%
	(1)	(2)	(3)	(4)	(5)	(6)
SAUDI ARABIA	2.506.968	3.240.034	29,24	7.205.471	10.350.730	43,65
ISRAEL	0	268.058	-	0	635.722	-
KUWAIT	1.433.991	432.070	-69,87	2.230.746	1.137.093	-49,03
JORDAN	60.568	240.554	297,16	122.013	490.931	302,36
LEBANON	779.413	475.835	-38,95	1.348.268	1.233.742	-8,49
YEMEN	894.720	2.131.137	138,19	1.317.888	3.230.478	145,13
OMAN	176.652	229.373	29,84	357.285	471.453	31,95
SYRIA ARAB REPUBLIC	554.615	1.074.667	93,77	1.130.085	2.112.970	86,97
TURKEY	47.442.282	45.322.427	-4,47	44.933.526	60.883.943	35,50
UNITED ARAB EMIRATES	6.042.587	4.997.429	-17,30	12.423.084	12.178.128	-1,97
QATAR	108.460	56.440	-47,96	351.897	211.813	-39,81
BAHRAIN	2.531.365	2.597.294	2,60	2.302.080	2.693.065	16,98
CYPRUS	36.687	34.039	-7,22	109.183	124.986	14,47
EGYPT	5.777.989	5.616.905	-2,79	6.015.754	7.383.790	22,74
LIBYAN ARAB JAMAHIRIYA	90.122	31.541	-65,00	279.212	136.827	-51,00
MOROCCO	272.964	145.882	-46,56	1.079.696	525.768	-51,30
TUNISIA	40.512	87.264	115,40	105.490	215.190	103,99
ALGERIA	500.030	1.870.067	273,99	610.332	2.678.883	338,92
SUDAN	107.793	322.513	199,20	282.452	2.127.356	653,17
ERITREA	2.242	0	-100,00	10.698	0	-100,00
ETHIOPIA	172.204	54.299	-68,47	245.822	37.639	-84,69
TANZANIA, UNITED REPUBLIC OF	284.117	183.268	-35,50	577.922	449.707	-22,19
MADAGASCAR	234.842	354.966	51,15	372.538	674.970	81,18
SOMALIA	20.902	71.831	243,66	82.957	232.242	179,95
KENYA	462.020	2.073.528	348,80	587.562	3.169.327	439,40
REUNION	133.540	128.783	-3,56	215.193	248.374	15,42
MOZAMBIQUE	17.371	5.918	-65,93	39.476	6.285	-84,08
TOGO	393.550	401.790	2,09	648.356	805.844	24,29
GHANA	578.767	842.450	45,56	900.962	1.503.139	66,84
LIBERIA	13.671	92.429	576,10	12.314	80.347	552,48
GUINEA	659.026	623.984	-5,32	829.327	908.938	9,60
ANGOLA	98.145	75.876	-22,69	133.327	145.986	9,49
CAMEROON	262.559	345.082	31,43	458.531	874.852	90,79
NIGERIA	3.590.250	3.478.773	-3,10	7.428.271	10.282.400	38,42
GABON	155.421	62.847	-59,56	265.967	115.949	-56,40
COTE D'IVOIRE	518.793	439.297	-15,32	675.834	1.254.096	85,56
SENEGAL	45.184	93.151	106,16	150.232	265.888	76,98
MAURITANIA	52.151	38.694	-25,80	86.070	68.013	-20,98
MALI	79.766	129.080	61,82	91.671	260.017	183,64
BENIN	90.786	95.634	5,34	125.580	131.786	4,94
BURKINA FASO	33.596	55.588	65,46	41.368	103.190	149,44
GAMBIA	40.329	0	-100,00	72.476	0	-100,00
U.S. VIRGIN ISLANDS	47	0	-100,00	154	0	-100,00
SEYCHELLES	5.442	3.269	-39,93	32.215	7.861	-75,60
UGANDA	2.314	2.064	-10,80	6.182	5.935	-4,00
CENTRAL AFRICAN REPUBLIC	12.068	0	-100,00	8.761	0	-100,00
DJIBOUTI	409.260	59.125	-85,55	727.275	149.755	-79,41
SAINT HELENA	0	210.000	-	0	343.675	-
SAO TOME AND PRINCIPE	13.205	0	-100,00	24.782	0	-100,00
SWAZILAND	0	2.058	-	0	4.896	-
SOUTH AFRICA	1.584.938	2.281.207	43,93	3.050.898	4.404.082	44,35
ZIMBABWE	17.549	100	-99,43	17.014	400	-97,65
ZAMBIA	43.355	27.557	-36,44	60.244	47.079	-21,85
COMOROS	0	4.085	-	0	15.488	-
MAURITIUS	2.411.707	4.013.274	66,41	3.252.109	5.931.291	82,38
VIRGIN ISLANDS (BRITISH)	73	92.478	126.582,19	956	119.214	12.370,08
AUSTRALIA	50.811.964	35.980.322	-29,19	70.965.308	61.984.375	-12,66
NEW ZEALAND	8.617.392	1.948.095	-77,39	11.892.537	4.316.510	-63,70
MICRONESIA, FEDERATED STATES (0	379	-	0	1.940	-
GUAM	2.745	748	-72,75	5.231	8.250	57,71
PALAU	25	386	1.444,00	28	919	3.182,14
NEW CALEDONIA	43.492	88.709	103,97	189.395	397.940	110,11
SAINT VINCENT AND THE GRENADIN	1.276	0	-100,00	2.475	0	-100,00
VANUATU	8.371	7.252	-13,37	21.615	11.350	-47,49
WALLIS AND FUTUNA ISLANDS	128	32	-75,00	308	50	-83,77
COOK ISLANDS	4.937	8.040	62,85	10.465	19.111	82,62
FIJI	281.522	336.503	19,53	782.560	1.034.560	32,20
KIRIBATI	2.668	24	-99,10	4.755	271	-94,30
MARSHALL ISLANDS	935	0	-100,00	1.342	0	-100,00
SAMOA	33.800	27.549	-18,49	229.931	161.817	-29,62
SOLOMON ISLANDS	32.057	26.248	-18,12	47.880	42.131	-12,01
TONGA	116	17.725	15.180,17	145	15.947	10.897,93
TUVALU	1.196	0	-100,00	2.852	0	-100,00
CHRISTMAS ISLANDS	3.225	0	-100,00	1.834	0	-100,00
EAST TIMOR	45.640	1.471.803	3.124,81	133.134	1.267.596	852,12
UNITED STATES	101.998.227	124.421.357	21,98	171.487.119	231.677.643	35,10
CANADA	2.621.310	1.557.592	-40,58	6.452.839	5.482.552	-15,04
MEXICO	568.856	634.344	11,51	2.035.856	2.619.684	28,68

TABEL 5. PERKEMBANGAN EKSPOR INDONESIA MENURUT KOMODITI DAN NEGARA TUJUAN

JENIS BARANG	BERAT BERSIH (KG)		PERUB	NILAI FOB (US \$)		PERUB
	JAN-AGT 2007	JAN-AGT 2008	%	JAN-AGT 2007	JAN-AGT 2008	%
	(1)	(2)	(3)	(4)	(5)	(6)
GUATEMALA	103.504	1.180.502	1.040,54	368.083	1.864.783	406,62
HONDURAS	55.538	34.857	-37,24	111.588	100.926	-9,55
NICARAGUA	0	668	-	0	1.153	-
PANAMA	172.185	235.853	36,98	429.044	3.280.025	664,50
CUBA	25.032	0	-100,00	39.404	0	-100,00
SURINAME	21.309	30.680	43,98	65.384	60.071	-8,13
CHILE	19.004	181.276	853,88	32.666	535.882	1.540,49
VENEZUELA	36.295	38.536	6,17	195.873	156.015	-20,35
ARGENTINA	499.922	82.243	-83,55	1.268.172	242.699	-80,86
BRAZIL	4.857.270	318.635	-93,44	9.124.780	2.695.525	-70,46
COLOMBIA	79.389	110.653	39,38	970.322	1.295.498	33,51
BOLIVIA	7.098	36.912	420,03	16.739	110.103	557,76
URUGUAY	358.125	495.753	38,43	553.921	867.489	56,61
PARAGUAY	1.337.599	326.500	-75,59	1.727.645	560.454	-67,56
ECUADOR	37.382	52.550	40,58	77.166	120.032	55,55
PERU	224.064	576.242	157,18	563.075	1.432.942	154,49
GUYANA	67.627	64.091	-5,23	106.410	115.057	8,13
TRINIDAD AND TOBAGO	16.549	10.360	-37,40	42.766	71.041	66,12
BAHAMAS	882	6.363	621,43	326	10.282	3.053,99
JAMAICA	28.913	16.545	-42,78	51.431	31.092	-39,55
PUERTO RICO	34.757	167.047	380,61	57.438	372.916	549,25
BELIZE	813	245	-69,86	6.948	1.000	-85,61
DOMINICAN REPUBLIC	31.366	22.227	-29,14	153.748	74.802	-51,35
EL SALVADOR	23.280	202.400	769,42	30.751	311.789	913,91
COSTA RICA	11.783	391.396	3.221,70	39.272	618.050	1.473,77
HAITI	0	2.834	-	0	11.801	-
BARBADOS	362	73	-79,83	2.062	166	-91,95
ANTIGUA AND BARBUDA	0	204	-	0	483	-
ANGUILLA	136	0	-100,00	387	0	-100,00
ARUBA	343	0	-100,00	600	0	-100,00
BERMUDA	1.065	934	-12,30	7.753	4.489	-42,10
CAYMAN ISLANDS	277	2.438	780,14	1.225	553	-54,86
DOMINICA	17	0	-100,00	32	0	-100,00
FALKLAND ISLANDS (MALVINAS)	27	0	-100,00	36	0	-100,00
FRENCH GUIANA	5.063	1.361	-73,12	43.628	2.865	-93,43
FRENCH POLYNESIA	16.669	20.173	21,02	27.916	51.814	85,61
GRENADA	0	316	-	0	1.572	-
MARTINIQUE	619	2.495	303,07	2.083	16.044	670,24
NETHERLANDS ANTILLES	28.087	63.057	124,51	42.465	76.556	80,28
TURKS AND CAICOS ISLANDS	0	810	-	0	1.732	-
GUADELOUPE	6.008	13.208	119,84	11.277	29.170	158,67
SAINT KITTS AND NEVIS	19	0	-100,00	265	0	-100,00
UNITED KINGDOM	7.813.814	7.708.925	-1,34	18.775.814	19.185.426	2,18
NETHERLANDS	6.093.456	3.020.126	-50,44	14.884.441	7.256.378	-51,25
FRANCE	2.448.200	3.667.332	49,80	9.256.566	12.470.526	34,72
GERMANY, FED. REP. OF	2.580.354	3.482.492	34,96	7.616.563	10.758.085	41,25
AUSTRIA	7.140	10.840	51,82	230.327	65.648	-71,50
BELGIUM	3.714.317	5.775.930	55,50	6.782.105	15.605.751	130,10
SWITZERLAND	455.207	1.220.945	168,22	832.779	2.191.342	163,14
DENMARK	329.663	143.948	-56,33	858.050	519.054	-39,51
NORWAY	47.698	79.603	66,89	118.209	345.570	192,34
SWEDEN	195.605	440.451	125,17	576.757	1.142.837	98,15
FINLAND	371.351	211.377	-43,08	746.706	545.489	-26,95
IRELAND	1.026.028	577.631	-43,70	1.706.440	1.098.389	-35,63
ITALY	3.432.862	2.594.213	-24,43	6.819.831	7.122.506	4,44
SPAIN	3.632.173	6.363.694	75,20	9.662.072	12.558.633	29,98
PORTUGAL	1.024.123	417.088	-59,27	1.641.348	1.185.642	-27,76
ICELAND	396.112	352.030	-11,13	534.762	554.125	3,62
GREECE	2.652.951	1.923.290	-27,50	5.164.254	4.569.351	-11,52
ANDORRA	0	256	-	0	118	-
DEMOCRATIC REPUBLIC OF THE CO	14.827	227.288	1.432,93	16.628	308.918	1.757,82
HUNGARY	133.332	118.727	-10,95	359.626	304.979	-15,20
POLAND	1.523.009	790.419	-48,10	2.995.891	1.779.268	-40,61
ROMANIA	458.636	528.699	15,28	725.650	1.116.849	53,91
BULGARIA	65.735	285.669	334,58	179.591	438.550	144,19
YUGOSLAVIA	0	525	-	0	4.172	-
ALBANIA	0	305	-	0	459	-
ARMENIA	26.718	46.198	72,91	86.635	137.418	58,62
AZERBAIJAN	0	16.893	-	0	50.069	-
KAZAKHSTAN	0	102.000	-	0	173.400	-
TAJKISTAN	1.383	0	-100,00	9.038	0	-100,00
TURKMENISTAN	15.000	0	-100,00	39.075	0	-100,00
UKRAINE	2.759.190	2.530.259	-8,30	3.991.885	4.101.788	2,75
LITHUANIA	177.430	302.317	70,39	336.059	585.489	74,22
LATVIA	18.217	32.239	76,97	38.782	70.166	80,92
ESTONIA	51.519	0	-100,00	95.226	0	-100,00
CROATIA	19.400	39.809	105,20	41.790	82.659	97,80
BOSNIA AND HERZEGOVINA	22	88.906	404.018,18	375	94.343	25.058,13

TABEL 5. PERKEMBANGAN EKSPOR INDONESIA MENURUT KOMODITI DAN NEGARA TUJUAN

JENIS BARANG	BERAT BERSIH (KG)		PERUB	NILAI FOB (US \$)		PERUB
	JAN-AGT 2007	JAN-AGT 2008	%	JAN-AGT 2007	JAN-AGT 2008	%
(1)	(2)	(3)	(4)	(5)	(6)	(7)
MALTA	23.648	23.807	0,67	79.072	74.875	-5,31
SLOVAKIA	5.452	9.719	78,26	52.666	113.016	114,59
SLOVENIA	324.909	6.700	-97,94	454.421	29.519	-93,50
CZECH REPUBLIC	10.658	5.418	-49,16	53.206	35.598	-33,09
SOUTH GEORGIA AND THE SOUTH S	0	43	-	0	37	-
RUSSIA FEDERATION	1.011.979	3.085.770	204,92	2.423.506	6.449.791	166,13
-BAHAN KERTAS	1.548.297.778	1.650.135.124	6,58	644.250.163	947.087.440	47,01
JAPAN	91.886.863	106.095.045	15,46	44.499.200	70.769.295	59,03
KOREA, REPUBLIC OF	315.866.592	358.664.944	13,55	119.201.682	188.203.754	57,89
TAIWAN	68.119.583	64.991.612	-4,59	36.889.189	41.874.948	13,52
CHINA	693.418.630	842.151.664	21,45	301.909.943	492.215.973	63,03
THAILAND	3.075.747	10.408.470	238,40	1.421.830	7.066.191	396,98
SINGAPORE	516.656	500.842	-3,06	521.638	195.949	-62,44
PHILIPPINES	3.628.647	4.886.581	34,67	1.239.258	2.501.845	101,88
MALAYSIA	21	0	-100,00	25	0	-100,00
VIET NAM	10.432.237	17.789.301	70,52	3.837.766	8.016.626	108,89
INDIA	94.352.229	103.141.283	9,32	34.601.166	57.657.864	66,64
PAKISTAN	2.149.393	0	-100,00	1.693.498	0	-100,00
BANGLADESH	13.917.368	17.301.568	24,32	5.513.350	9.692.917	75,81
IRAN (ISLAMIC REPUBLIC OF)	0	1.096.262	-	0	636.834	-
SAUDI ARABIA	3.161.328	1.495.987	-52,68	1.251.799	772.421	-38,30
KUWAIT	4.979.865	1.991.204	-60,01	1.721.017	985.457	-42,74
JORDAN	3.596.128	497.910	-86,15	1.594.183	293.767	-81,57
LEBANON	0	19.802	-	0	11.881	-
UNITED ARAB EMIRATES	13.369.531	4.163.453	-68,86	5.443.330	2.501.762	-54,04
EGYPT	1.428.849	0	-100,00	631.136	0	-100,00
ETHIOPIA	100.000	0	-100,00	40.473	0	-100,00
REUNION	347	0	-100,00	436	0	-100,00
SOUTH AFRICA	431	0	-100,00	475	0	-100,00
AUSTRALIA	99.777	496.190	397,30	33.237	262.981	691,23
NEW ZEALAND	1.998.649	0	-100,00	720.203	0	-100,00
AMERICAN SAMOA	1	0	-100,00	1	0	-100,00
UNITED STATES	35.859.517	0	-100,00	11.833.644	0	-100,00
CANADA	1	0	-100,00	1	0	-100,00
PANAMA	0	1.000.000	-	0	625.000	-
UNITED KINGDOM	0	5	-	0	5	-
NETHERLANDS	41.802.070	9.709.858	-76,77	15.701.844	5.103.912	-67,49
FRANCE	37.404.087	22.473.995	-39,92	14.782.565	12.279.381	-16,93
GERMANY, FED. REP. OF	0	96.364	-	0	53.887	-
BELGIUM	195	0	-100,00	30	0	-100,00
FINLAND	19.921	0	-100,00	7.632	0	-100,00
ITALY	107.113.080	81.162.784	-24,23	39.159.434	45.364.790	15,85
SPAIN	13	0	-100,00	143	0	-100,00
RUSSIA FEDERATION	22	0	-100,00	35	0	-100,00
-ALAS KAKI (KULIT, KARET DAN KAI	78.850.862	87.344.145	10,77	1.121.498.419	1.257.505.181	12,13
JAPAN	4.860.399	4.912.677	1,08	56.774.794	61.947.233	9,11
HONG KONG	844.906	1.071.934	26,87	11.483.412	14.885.185	29,62
KOREA, DEMOCRATIC PEOPLE'S REI	188	20.802	10.964,89	868	312.730	35.928,80
KOREA, REPUBLIC OF	1.496.959	1.569.526	4,85	18.145.395	20.500.608	12,98
TAIWAN	1.433.741	1.420.493	-0,92	9.061.291	10.676.146	17,82
CHINA	1.440.575	3.166.313	119,80	22.157.639	46.803.170	111,23
MACAU	1	0	-100,00	3	0	-100,00
PAPUA NEW GUINEA	162.494	76.104	-53,17	631.812	645.326	2,14
THAILAND	405.454	425.292	4,89	6.499.675	8.184.053	25,91
SINGAPORE	3.164.820	3.244.843	2,53	33.385.296	30.775.674	-7,82
PHILIPPINES	312.679	488.100	56,10	3.259.806	4.605.284	41,27
MALAYSIA	846.604	875.713	3,44	9.940.048	8.439.547	-15,10
CAMBODIA	1.026	1.039	1,27	4.798	14.477	201,73
BRUNEI DARUSSALAM	44.046	17.701	-59,81	262.170	146.285	-44,20
NEPAL	1.094	1.928	76,23	22.146	24.266	9,57
VIET NAM	149.288	105.239	-29,51	1.208.472	1.078.778	-10,73
MALDIVES	189.869	209.937	10,57	286.150	268.096	-6,31
INDIA	129.912	119.862	-7,74	1.164.514	1.433.386	23,09
PAKISTAN	8.588	456	-94,69	31.654	3.847	-87,85
BANGLADESH	42.322	82.838	95,73	177.081	433.387	144,74
SRI LANKA	23.500	18.245	-22,36	15.618	42.005	168,95
AFGHANISTAN	493	0	-100,00	4.303	0	-100,00
IRAN (ISLAMIC REPUBLIC OF)	48	0	-100,00	197	0	-100,00
SAUDI ARABIA	133.216	228.097	71,22	523.057	844.751	61,50
ISRAEL	0	133.609	-	0	1.997.910	-
KUWAIT	1.967	3.594	82,71	40.435	25.981	-35,75
JORDAN	30.541	27.290	-10,64	48.019	89.081	85,51
LEBANON	22.572	22.428	-0,64	232.721	262.885	12,96
YEMEN	81.786	294.880	260,55	244.729	393.896	60,95
OMAN	246	0	-100,00	552	0	-100,00
SYRIA ARAB REPUBLIC	5.125	6.879	34,22	46.026	82.765	79,82

TABEL 5. PERKEMBANGAN EKSPOR INDONESIA MENURUT KOMODITI DAN NEGARA TUJUAN

JENIS BARANG	BERAT BERSIH (KG)		PERUB	NILAI FOB (US \$)		PERUB
	JAN-AGT 2007	JAN-AGT 2008	%	JAN-AGT 2007	JAN-AGT 2008	%
	(1)	(2)	(3)	(4)	(5)	(6)
TURKEY	517.689	703.328	35,86	6.945.076	9.870.127	42,12
UNITED ARAB EMIRATES	428.769	458.379	6,91	5.613.351	5.421.686	-3,41
QATAR	0	6.580	-	0	137.559	-
BAHRAIN	780	556	-28,72	5.583	4.854	-13,06
CYPRUS	22.086	10.922	-50,55	164.034	179.078	9,17
EGYPT	34.670	60.828	75,45	734.240	926.376	26,17
MOROCCO	8.003	1.965	-75,45	61.178	23.203	-62,07
TUNISIA	1.727	9.473	448,52	24.972	135.143	441,18
ALGERIA	966	2.150	122,57	15.021	44.203	194,27
SUDAN	6	0	-100,00	49	0	-100,00
ERITREA	174	0	-100,00	833	0	-100,00
NAMIBIA	0	34	-	0	103	-
ETHIOPIA	0	151	-	0	120	-
TANZANIA, UNITED REPUBLIC OF	1.160	312	-73,10	11.470	2.025	-82,35
MADAGASCAR	50.968	24.021	-52,87	55.580	22.344	-59,80
KENYA	31.291	34.331	9,72	55.340	171.353	209,64
REUNION	26.540	18.488	-30,34	152.739	146.536	-4,06
MOZAMBIQUE	17.347	22.353	28,86	13.471	5.730	-57,46
TOGO	4.840	4.215	-12,91	7.800	8.978	15,10
GHANA	7.000	12.000	71,43	11.868	3.000	-74,72
LIBERIA	0	27	-	0	100	-
GUINEA	12.074	24.099	99,59	11.730	62.959	436,73
CONGO	60.000	102.380	70,63	106.366	88.264	-17,02
CAMEROON	1	817	81.600,00	4	9.475	236.775,00
GABON	682	3.233	374,05	500	31.573	6.214,60
COTE D'IVOIRE	639	2.242	250,86	896	28.166	3.043,53
SENEGAL	7.000	24.620	251,71	12.362	47.249	282,21
BENIN	0	60.352	-	0	58.909	-
GAMBIA	887	0	-100,00	1.043	0	-100,00
U.S. VIRGIN ISLANDS	47	2	-95,74	323	13	-95,98
SEYCHELLES	2.835	2.736	-3,49	14.879	13.818	-7,13
UGANDA	4	0	-100,00	36	0	-100,00
DJIBOUTI	200	0	-100,00	5.226	0	-100,00
SAO TOME AND PRINCIPE	2.134	212	-90,07	3.780	179	-95,26
SOUTH AFRICA	743.400	808.519	8,76	9.893.573	11.140.580	12,60
COMOROS	7.767	7.735	-0,41	34.872	29.139	-16,44
MAURITIUS	32.866	23.358	-28,93	95.365	69.339	-27,29
AUSTRALIA	1.189.114	1.387.726	16,70	17.273.618	20.229.282	17,11
NEW ZEALAND	142.578	167.355	17,38	2.085.005	2.783.433	33,50
GUAM	302	2	-99,34	570	17	-97,02
PALAU	50	489	878,00	56	891	1.491,07
NEW CALEDONIA	7.127	1.844	-74,13	34.156	6.391	-81,29
NORTHERN MARIANA ISLANDS	2.010	0	-100,00	19.495	0	-100,00
SAINT VINCENT AND THE GRENADIN	377	0	-100,00	732	0	-100,00
VANUATU	927	5.573	501,19	1.262	97.483	7.624,48
AMERICAN SAMOA	99	4	-95,96	1.136	361	-68,22
COOK ISLANDS	3.403	146	-95,71	6.349	1.848	-70,89
FIJI	10.723	3.476	-67,58	59.576	47.312	-20,59
MARSHALL ISLANDS	4	0	-100,00	174	0	-100,00
TONGA	672	0	-100,00	829	0	-100,00
EAST TIMOR	3.876	439.677	11.243,58	39.708	440.487	1.009,32
UNITED STATES	17.790.865	17.174.832	-3,46	274.248.247	257.635.649	-6,06
CANADA	699.136	639.661	-8,51	9.769.923	10.082.879	3,20
MEXICO	2.111.160	2.293.540	8,64	22.037.043	25.809.712	17,12
GUATEMALA	14	6.179	44.035,71	195	52.996	27.077,44
HONDURAS	14.429	33.424	131,64	100.703	265.573	163,72
NICARAGUA	0	59	-	0	85	-
PANAMA	637.398	817.110	28,19	9.267.089	13.364.189	44,21
CUBA	220	0	-100,00	945	0	-100,00
SURINAME	3.771	280	-92,57	12.984	3.790	-70,81
CHILE	350.951	493.581	40,64	5.203.422	7.464.832	43,46
VENEZUELA	10.067	35.842	256,03	159.846	462.236	189,18
ARGENTINA	282.193	413.636	46,58	4.077.758	6.285.894	54,15
BRAZIL	408.578	467.499	14,42	5.898.384	7.825.240	32,67
COLOMBIA	119.615	104.090	-12,98	1.610.594	1.512.457	-6,09
BOLIVIA	0	4.163	-	0	55.554	-
URUGUAY	39.374	54.995	39,67	666.359	983.288	47,56
PARAGUAY	21.574	65.783	204,92	258.566	928.441	259,07
ECUADOR	57.384	58.182	1,39	861.330	887.131	3,00
PERU	68.800	87.870	27,72	767.569	920.136	19,88
TRINIDAD AND TOBAGO	550	0	-100,00	7.626	0	-100,00
JAMAICA	111	2.643	2.281,08	3.306	24.963	655,08
PUERTO RICO	5.013	4.908	-2,09	20.517	38.360	86,97
BELIZE	2.150	1	-99,95	5.855	5	-99,91
DOMINICAN REPUBLIC	1.331	1.157	-13,07	4.695	2.297	-51,08
EL SALVADOR	23.850	1.899	-92,04	97.570	22.474	-76,97
COSTA RICA	21.191	12.523	-40,90	223.795	164.031	-26,70
BARBADOS	119	22.572	18.868,07	165	62.308	37.662,42

TABEL 5. PERKEMBANGAN EKSPOR INDONESIA MENURUT KOMODITI DAN NEGARA TUJUAN

JENIS BARANG	BERAT BERSIH (KG)		PERUB	NILAI FOB (US \$)		PERUB	
	JAN-AGT 2007	JAN-AGT 2008	%	JAN-AGT 2007	JAN-AGT 2008	%	
	(1)	(2)	(3)	(4)	(5)	(6)	(7)
ANTIGUA AND BARBUDA		1	298	29.700,00	10	1.731	17.210,00
ARUBA		15	0	-100,00	764	0	-100,00
BERMUDA		142	276	94,37	1.267	1.529	20,68
CAYMAN ISLANDS		120	2	-98,33	10.272	125	-98,78
FALKLAND ISLANDS (MALVINAS)		151	0	-100,00	198	0	-100,00
FRENCH GUIANA		14	16	14,29	7	55	685,71
FRENCH POLYNESIA		12.068	7.401	-38,67	38.981	26.778	-31,30
MARTINIQUE		1.313	894	-31,91	3.067	2.311	-24,65
NETHERLANDS ANTILLES		1.430	5.666	296,22	19.852	49.283	148,25
SAINT LUCIA		0	1.870	-	0	9.854	-
TURKS AND CAICOS ISLANDS		0	166	-	0	355	-
GUADELOUPE		2.324	2.099	-9,68	5.176	5.238	1,20
SAINT KITTS AND NEVIS		1	1	0,00	16	2	-87,50
UNITED KINGDOM		7.244.702	7.127.641	-1,62	92.380.221	98.615.878	6,75
NETHERLANDS		4.629.581	4.263.216	-7,91	67.685.283	66.964.454	-1,06
FRANCE		2.291.984	2.344.758	2,30	32.538.254	33.504.521	2,97
GERMANY, FED. REP. OF		5.868.100	7.312.774	24,62	102.113.685	122.967.696	20,42
AUSTRIA		45.335	101.860	124,68	506.004	1.668.904	229,82
BELGIUM		6.227.921	8.218.449	31,96	95.688.965	125.954.670	31,63
SWITZERLAND		118.849	131.140	10,34	1.459.409	1.840.800	26,13
MONACO		4.724	1.398	-70,41	58.381	12.665	-78,31
DENMARK		803.435	1.624.536	102,20	19.498.972	30.210.636	54,93
NORWAY		127.800	102.544	-19,76	2.325.799	2.284.202	-1,79
SWEDEN		112.041	332.297	196,59	1.675.348	3.390.991	102,41
FINLAND		38.729	83.094	114,55	636.820	2.692.989	322,88
IRELAND		184.333	163.458	-11,32	2.830.227	2.486.845	-12,13
ITALY		5.604.422	5.442.149	-2,90	81.769.705	93.574.942	14,44
SPAIN		1.574.384	1.783.965	13,31	20.057.673	24.647.741	22,88
PORTUGAL		256.449	159.744	-37,71	7.526.664	4.182.603	-44,43
ICELAND		956	1.372	43,51	10.062	17.284	71,77
GREECE		289.853	500.351	72,62	4.137.739	7.098.792	71,56
HUNGARY		36.800	46.630	26,71	378.685	533.387	40,85
POLAND		54.649	74.479	36,29	621.421	723.736	16,46
ROMANIA		1.410	1.461	3,62	13.395	40.445	201,94
BULGARIA		16.417	40.631	147,49	97.223	263.400	170,92
YUGOSLAVIA		27.574	70.813	156,81	421.135	1.153.472	173,90
KAZAKHSTAN		0	8.485	-	0	163.374	-
KYRGYZSTAN		0	523	-	0	4.478	-
UKRAINE		99.032	185.601	87,42	1.405.708	2.701.562	92,19
LITHUANIA		2.864	9.038	215,57	78.381	285.674	264,47
LATVIA		20.263	9.182	-54,69	240.625	92.594	-61,52
ESTONIA		182.504	3.951	-97,84	4.633.065	48.383	-98,96
CROATIA		51.425	20.223	-60,67	471.832	286.239	-39,33
BOSNIA AND HERZEGOVINA		0	1.274	-	0	12.932	-
MALTA		1.051	93	-91,15	22.782	1.848	-91,89
SLOVAKIA		474.370	318.151	-32,93	18.037.554	11.849.249	-34,31
SLOVENIA		48.009	138.663	188,83	619.318	1.503.020	142,69
CZECH REPUBLIC		61.376	68.444	11,52	849.198	913.698	7,60
RUSSIA FEDERATION		441.824	854.110	93,31	6.095.883	12.652.858	107,56
-PRODUK KERAMIK	335.728.721	342.326.764	1,97	192.267.508	212.826.832	10,69	
JAPAN	6.452.897	5.184.928	-19,65	17.192.370	18.367.030	6,83	
HONG KONG	503.712	607.571	20,62	948.408	1.424.791	50,23	
KOREA, DEMOCRATIC PEOPLE'S REI	71	0	-100,00	13	0	-100,00	
KOREA, REPUBLIC OF	39.591.348	38.085.550	-3,80	13.746.384	15.517.803	12,89	
TAIWAN	28.761.160	31.090.645	8,10	9.429.681	10.504.765	11,40	
CHINA	718.342	629.718	-12,34	1.441.514	2.143.931	48,73	
MACAU	34.398	24.284	-29,40	407.683	220.620	-45,88	
PAPUA NEW GUINEA	302.942	187.353	-38,16	72.057	49.173	-31,76	
THAILAND	16.910.166	22.675.578	34,09	5.648.893	8.622.812	52,65	
SINGAPORE	4.144.283	3.290.932	-20,59	3.019.749	2.808.507	-7,00	
PHILIPPINES	6.554.222	9.440.396	44,04	1.777.631	2.625.492	47,70	
MALAYSIA	29.306.859	38.222.715	30,42	6.607.454	9.318.545	41,03	
MYANMAR (FORM. BURMA)	1.002.245	994.852	-0,74	138.721	158.714	14,41	
CAMBODIA	1.947.425	4.666.818	139,64	435.206	990.057	127,49	
BRUNEI DARUSSALAM	2.187.588	2.983.169	36,37	571.480	844.288	47,74	
LAO PEOPLE'S DEMOCRATIC REPUB	63.374	0	-100,00	21.351	0	-100,00	
NEPAL	41.740	43.977	5,36	12.882	26.520	105,87	
VIET NAM	792.181	2.053.808	159,26	434.813	859.073	97,57	
MALDIVES	1.168.599	3.490.018	198,65	516.556	920.169	78,14	
INDIA	1.274.056	1.572.927	23,46	1.958.297	2.690.974	37,41	
PAKISTAN	12.240.308	12.285.574	0,37	2.302.505	2.533.905	10,05	
BANGLADESH	247.220	382.599	54,76	194.289	128.683	-33,77	
SRI LANKA	9.247.861	13.222.459	42,98	1.965.101	2.539.422	29,23	
AFGHANISTAN	0	467.639	-	0	75.515	-	
IRAQ	0	243.662	-	0	75.251	-	
IRAN (ISLAMIC REPUBLIC OF)	19.063	139.843	633,58	9.977	505.926	4.970,92	
SAUDI ARABIA	12.558.680	13.442.193	7,04	2.393.697	2.703.069	12,92	

TABEL 5. PERKEMBANGAN EKSPOR INDONESIA MENURUT KOMODITI DAN NEGARA TUJUAN

JENIS BARANG	BERAT BERSIH (KG)		PERUB	NILAI FOB (US \$)		PERUB
	JAN-AGT 2007	JAN-AGT 2008	%	JAN-AGT 2007	JAN-AGT 2008	%
(1)	(2)	(3)	(4)	(5)	(6)	(7)
ISRAEL	24.082	1.888.724	7.742,89	25.941	464.643	1.691,15
KUWAIT	1.484.411	940.167	-36,66	289.021	228.267	-21,02
JORDAN	923.800	1.743.148	88,69	160.307	376.484	134,85
LEBANON	5.080	150.128	2.855,28	11.848	128.073	980,97
YEMEN	1.312.341	694.904	-47,05	238.816	175.208	-26,63
OMAN	48.614	51.197	5,31	89.089	23.199	-73,96
SYRIA ARAB REPUBLIC	141	4.638	3.189,36	1.129	23.448	1.976,88
TURKEY	4.776.794	1.711.679	-64,17	2.946.890	1.825.054	-38,07
UNITED ARAB EMIRATES	4.136.968	7.796.885	88,47	2.400.417	4.734.629	97,24
QATAR	2.255.068	4.067.610	80,38	1.073.624	1.730.480	61,18
BAHRAIN	317.601	566.204	78,28	106.982	311.286	190,97
CYPRUS	98.166	21.344	-78,26	49.964	32.684	-34,58
EGYPT	376.609	408.474	8,46	225.994	470.459	108,17
LIBYAN ARAB JAMAHIRIYA	0	20.840	-	0	56.487	-
MOROCCO	17.379	32.564	87,38	8.060	18.892	134,39
TUNISIA	2.236	14.380	543,11	4.589	35.123	665,37
ALGERIA	513	0	-100,00	1.423	0	-100,00
SUDAN	92	27.981	30.314,13	652	27.385	4.100,15
NAMIBIA	180	84	-53,33	492	254	-48,37
ETHIOPIA	0	663	-	0	525	-
TANZANIA, UNITED REPUBLIC OF	594	166.555	27.939,56	1.012	23.345	2.206,82
MADAGASCAR	43.273	4.397	-89,84	7.901	6.307	-20,17
KENYA	117.420	633	-99,46	21.652	259	-98,80
REUNION	1.856.272	1.374.218	-25,97	474.560	356.013	-24,98
MOZAMBIQUE	5.938	742	-87,50	10.925	432	-96,05
BOTSWANA	122.160	84.425	-30,89	19.860	14.840	-25,28
TOGO	26.816	17.539	-34,60	4.275	3.858	-9,75
GUINEA	1.966	0	-100,00	3.600	0	-100,00
ANGOLA	926.971	440.694	-52,46	298.369	147.960	-50,41
CONGO	154	0	-100,00	100	0	-100,00
CAMEROON	580	128	-77,93	900	74	-91,78
NIGERIA	24.443	236.166	866,19	13.440	187.755	1.296,99
GABON	48	544	1.033,33	45	1.669	3.608,89
COTE D'IVOIRE	23.409	10.392	-55,61	11.823	13.326	12,71
SENEGAL	95.838	108	-99,89	45.523	136	-99,70
MAURITANIA	2.914	70.537	2.320,62	2.000	13.839	591,95
BENIN	1.771	2.486	40,37	700	1.696	142,29
U.S. VIRGIN ISLANDS	93	62	-33,33	303	36	-88,12
SEYCHELLES	3.638	25.591	603,44	11.178	110.422	887,85
UGANDA	570	0	-100,00	977	0	-100,00
NIGER	0	66	-	0	116	-
DJIBOUTI	0	26.231	-	0	10.618	-
SAO TOME AND PRINCIPE	1.012	1.780	75,89	1.792	1.500	-16,29
SWAZILAND	0	3.382	-	0	1.870	-
SOUTH AFRICA	8.183.754	13.404.324	63,79	21.728.775	22.222.978	2,27
MAURITIUS	3.889.033	4.305.037	10,70	790.148	1.042.991	32,00
VIRGIN ISLANDS (BRITISH)	29	2.023	6.875,86	233	2.274	875,97
AUSTRALIA	27.392.202	24.805.534	-9,44	9.901.876	10.903.124	10,11
NEW ZEALAND	1.867.849	1.355.793	-27,41	782.868	703.318	-10,16
MICRONESIA, FEDERATED STATES (0	144	-	0	736	-
GUAM	13.453	6.056	-54,98	16.375	9.366	-42,80
PALAU	32	25.818	80.581,25	47	8.190	17.325,53
NEW CALEDONIA	15.249	43.658	186,30	16.818	32.353	92,37
NORTHERN MARIANA ISLANDS	2.856	0	-100,00	4.307	0	-100,00
SAINT VINCENT AND THE GRENADIN	587	1.023	74,28	872	1.831	109,98
VANUATU	89.929	113.020	25,68	44.887	129.126	187,67
WALLIS AND FUTUNA ISLANDS	292	692	136,99	564	1.278	126,60
AMERICAN SAMOA	49.466	132.856	168,58	11.354	37.081	226,59
COOK ISLANDS	9.344	27.753	197,01	19.894	14.575	-26,74
FIJI	312.909	326.186	4,24	98.100	129.543	32,05
SAMOA	118.521	121.483	2,50	25.986	27.852	7,18
SOLOMON ISLANDS	0	474	-	0	1.265	-
TONGA	13.870	7.265	-47,62	11.769	16.387	39,24
EAST TIMOR	160.243	681.023	324,99	32.107	458.665	1.328,55
UNITED STATES	45.776.115	26.450.818	-42,22	39.691.574	36.580.627	-7,84
CANADA	5.183.079	4.623.280	-10,80	3.835.181	3.376.972	-11,95
MEXICO	113.279	132.811	17,24	318.446	306.226	-3,84
GUATEMALA	275.622	1.341	-99,51	69.441	6.458	-90,70
HONDURAS	10	19.469	194.590,00	15	11.807	78.613,33
NICARAGUA	229	2.248	881,66	172	3.515	1.943,60
PANAMA	460.798	560.080	21,55	109.500	156.145	42,60
SURINAME	54	0	-100,00	318	0	-100,00
CHILE	454.810	310.576	-31,71	255.588	167.054	-34,64
VENEZUELA	874	261	-70,14	5.491	525	-90,44
ARGENTINA	92.602	34.684	-62,55	80.553	50.823	-36,91
BRAZIL	4.332	24.047	455,10	7.773	53.622	589,85
COLOMBIA	111.712	60.854	-45,53	184.796	63.136	-65,83
BOLIVIA	48.701	24.089	-50,54	16.609	6.104	-63,25

TABEL 5. PERKEMBANGAN EKSPOR INDONESIA MENURUT KOMODITI DAN NEGARA TUJUAN

JENIS BARANG	BERAT BERSIH (KG)		PERUB	NILAI FOB (US \$)		PERUB
	JAN-AGT 2007	JAN-AGT 2008	%	JAN-AGT 2007	JAN-AGT 2008	%
	(1)	(2)	(3)	(4)	(5)	(6)
URUGUAY	7.928	24.013	202,89	5.884	7.309	24,22
ECUADOR	298	4	-98,66	200	8	-96,00
PERU	68.275	230.750	237,97	43.961	102.536	133,24
TRINIDAD AND TOBAGO	173.896	173.856	-0,02	42.287	55.910	32,22
BAHAMAS	5.720	19.040	232,87	41.505	9.894	-76,16
JAMAICA	517.113	1.136.411	119,76	139.910	348.240	148,90
PUERTO RICO	650.175	467.484	-28,10	259.632	228.651	-11,93
BELIZE	0	140	-	0	577	-
DOMINICAN REPUBLIC	6.225	17.273	177,48	6.520	36.554	460,64
EL SALVADOR	240	0	-100,00	123	0	-100,00
COSTA RICA	4.720	65.150	1.280,30	4.022	28.539	609,57
BARBADOS	4.325	7.336	69,62	4.973	9.394	88,90
ANTIGUA AND BARBUDA	15	25.275	168.400,00	29	9.246	31.782,76
ANGUILLA	847	0	-100,00	2.443	0	-100,00
ARUBA	238	510	114,29	440	1.641	272,95
BERMUDA	660	414	-37,27	3.799	2.890	-23,93
CAYMAN ISLANDS	64	187	192,19	18	50	177,78
FRENCH GUIANA	2.126	4.064	91,16	2.477	8.106	227,25
FRENCH POLYNESIA	186.391	602.106	223,03	46.178	89.020	92,78
GRENADA	44.639	71.043	59,15	15.731	25.500	62,10
MARTINIQUE	3.216	132.499	4.019,99	3.491	30.398	770,75
NETHERLANDS ANTILLES	32.498	16.566	-49,02	6.337	9.320	47,07
SAINT LUCIA	0	1.267	-	0	7.208	-
TURKS AND CAICOS ISLANDS	0	489	-	0	830	-
GUADELOUPE	4.588	233.341	4.985,90	9.686	49.679	412,89
SAINT KITTS AND NEVIS	0	566	-	0	233	-
UNITED KINGDOM	5.715.684	7.305.359	27,81	10.013.916	12.364.449	23,47
NETHERLANDS	1.812.748	1.574.336	-13,15	1.475.436	1.970.491	33,55
FRANCE	1.596.436	1.203.442	-24,62	2.838.100	1.872.391	-34,03
GERMANY, FED. REP. OF	444.800	969.398	117,94	971.400	1.291.009	32,90
AUSTRIA	8.670	10.160	17,19	17.734	18.854	6,32
BELGIUM	5.382.015	2.625.986	-51,21	2.641.492	5.151.085	95,01
SWITZERLAND	209.918	72.033	-65,69	361.673	244.458	-32,41
MONACO	0	11	-	0	39	-
DENMARK	76.146	107.953	41,77	68.654	115.028	67,55
NORWAY	3.689.626	1.754.985	-52,43	970.911	1.023.408	5,41
SWEDEN	1.195.782	2.353.011	96,78	718.909	1.864.935	159,41
FINLAND	157.022	121.119	-22,86	1.125.294	911.143	-19,03
IRELAND	415.556	155.923	-62,48	581.756	254.643	-56,23
ITALY	12.967.961	6.415.136	-50,53	6.559.651	5.184.118	-20,97
SPAIN	1.394.666	967.635	-30,62	2.132.364	1.357.814	-36,32
PORTUGAL	41.482	27.178	-34,48	33.445	40.936	22,40
ICELAND	1.269	0	-100,00	8.087	0	-100,00
GREECE	4.001.687	2.275.413	-43,14	858.116	873.048	1,74
ANDORRA	0	26.450	-	0	8.988	-
HUNGARY	11.552	15.264	32,13	23.385	24.819	6,13
POLAND	23.570	1.181.474	4.912,62	19.161	261.313	1.263,78
ROMANIA	3.444	8.865	157,40	4.523	20.221	347,07
BULGARIA	4.000	9.320	133,00	13.049	15.790	21,01
YUGOSLAVIA	1.827	6.337	246,85	2.813	67.699	2.306,65
ALBANIA	0	46	-	0	72	-
ARMENIA	0	4.821	-	0	9.943	-
AZERBAIJAN	1.142	110	-90,37	9.183	829	-90,97
KAZAKHSTAN	237	39	-83,54	333	144	-56,76
UKRAINE	2.596.023	2.120.401	-18,32	862.937	930.371	7,81
LITHUANIA	23.498	626	-97,34	4.552	548	-87,96
ESTONIA	28.510	64.479	126,16	9.990	19.289	93,08
GEORGIA	1.250	2.882	130,56	9.300	9.909	6,55
CROATIA	78.708	115.113	46,25	92.163	122.173	32,56
BOSNIA AND HERZEGOVINA	0	379	-	0	1.773	-
MALTA	341.087	333.573	-2,20	71.766	95.519	33,10
SLOVAKIA	8.330	1.384	-83,39	5.478	2.964	-45,89
SLOVENIA	512	1.904	271,88	903	2.666	195,24
CZECH REPUBLIC	114.389	1.105.201	866,18	179.087	367.855	105,41
RUSSIA FEDERATION	1.916.447	517.016	-73,02	1.066.979	524.732	-50,82
-EMAS BATANGAN	23.179	19.768	-14,72	476.971.037	582.024.076	22,03
JAPAN	544	80	-85,29	7.577	2.200.637	28.943,65
HONG KONG	2.036	3.039	49,26	43.511.840	91.534.749	110,37
SINGAPORE	10.983	8.470	-22,88	234.612.219	246.938.606	5,25
MALAYSIA	801	618	-22,85	17.188.585	18.822.339	9,50
AUSTRALIA	8.646	7.548	-12,70	178.093.846	222.205.298	24,77
SWITZERLAND	169	0	-100,00	3.556.970	0	-100,00
ITALY	0	13	-	0	322.447	-
-PESAWAT UDARA DAN BAGIANNYA	2.024.896	3.047.843	50,52	131.992.558	75.638.266	-42,70
JAPAN	10.163	7.356	-27,62	2.375.507	481.871	-79,72
HONG KONG	4.335	14.894	243,58	588.468	2.780.232	372,45

TABEL 5. PERKEMBANGAN EKSPOR INDONESIA MENURUT KOMODITI DAN NEGARA TUJUAN

JENIS BARANG	BERAT BERSIH (KG)		PERUB	NILAI FOB (US \$)		PERUB
	JAN-AGT 2007	JAN-AGT 2008	%	JAN-AGT 2007	JAN-AGT 2008	%
(1)	(2)	(3)	(4)	(5)	(6)	(7)
KOREA, REPUBLIC OF	3.863	218.023	5.543,88	717.826	1.047.554	45,93
TAIWAN	2.292	6.547	185,65	26.168	192.250	634,68
CHINA	8.685	6.222	-28,36	1.401.402	1.103.849	-21,23
PAPUA NEW GUINEA	206	0	-100,00	50.150	0	-100,00
THAILAND	458.091	533.041	16,36	19.534.826	7.788.796	-60,13
SINGAPORE	222.647	682.819	206,68	10.716.239	14.989.491	39,88
PHILIPPINES	1.191	33.863	2.743,24	24.364	42.402	74,04
MALAYSIA	89.538	499.062	457,37	6.996.760	4.997.712	-28,57
CAMBODIA	101.384	125	-99,88	1.535.950	2.000	-99,87
BRUNEI DARUSSALAM	302	747	147,35	54.264	60.082	10,72
NEPAL	0	80	-	0	1.500	-
VIET NAM	119	0	-100,00	150	0	-100,00
INDIA	48.955	5.309	-89,16	15.520.850	393.076	-97,47
PAKISTAN	577	190.799	32.967,42	1.551.174	2.780.776	79,27
BANGLADESH	69	140.427	203.417,39	200	1.514.700	757.250,00
SRI LANKA	365	603	65,21	3.419	9.095	166,01
IRAN (ISLAMIC REPUBLIC OF)	33.307	0	-100,00	1.100.025	0	-100,00
SAUDI ARABIA	922	31.573	3.324,40	3.885	312.211	7.936,32
ISRAEL	0	150	-	0	1.000	-
JORDAN	1.383	1.517	9,69	12.850	544.500	4.137,35
YEMEN	287	336	17,07	15.450	18.690	20,97
OMAN	10	31.541	315.310,00	9.358	67.750	623,98
TURKEY	2.446	438	-82,09	145.479	308.505	112,06
UNITED ARAB EMIRATES	157.415	16.327	-89,63	1.271.546	420.233	-66,95
MADAGASCAR	3.695	0	-100,00	1.856	0	-100,00
KENYA	2.916	7.948	172,57	111.275	170.055	52,82
REUNION	832	0	-100,00	4.518	0	-100,00
TOGO	288	0	-100,00	400	0	-100,00
COTE D'IVOIRE	197	0	-100,00	277	0	-100,00
BENIN	77	0	-100,00	300	0	-100,00
BURKINA FASO	0	174	-	0	6.255	-
CENTRAL AFRICAN REPUBLIC	42	0	-100,00	2.000	0	-100,00
SOUTH AFRICA	6.518	26.756	310,49	125.379	2.395.527	1.810,63
MALAWI	0	51	-	0	850	-
AUSTRALIA	17.199	9.697	-43,62	1.670.865	1.465.667	-12,28
NEW ZEALAND	3.576	8.758	144,91	1.036.028	314.162	-69,68
FIJI	0	173	-	0	949	-
UNITED STATES	126.535	114.191	-9,76	21.649.204	5.553.671	-74,35
CANADA	656	1.734	164,33	16.265	478.620	2.842,64
CHILE	0	64	-	0	1.540	-
ARGENTINA	1.041	0	-100,00	2.010	0	-100,00
BRAZIL	0	14.232	-	0	3.936	-
COLOMBIA	0	11.342	-	0	350	-
BOLIVIA	0	20.000	-	0	20.000	-
ECUADOR	1.460	0	-100,00	50.000	0	-100,00
TRINIDAD AND TOBAGO	0	3	-	0	9	-
FRENCH POLYNESIA	714	97	-86,41	608	120	-80,26
UNITED KINGDOM	510.841	108.380	-78,78	22.503.286	15.286.323	-32,07
NETHERLANDS	20.823	34.263	64,54	694.700	1.978.286	184,77
FRANCE	41.732	12.288	-70,55	1.173.713	1.707.160	45,45
GERMANY, FED. REP. OF	83.233	100.756	21,05	10.124.025	1.096.754	-89,17
BELGIUM	27.863	862	-96,91	1.962.059	125.491	-93,60
SWITZERLAND	7.124	6.712	-5,78	339.082	359.238	5,94
LUXEMBOURG	0	45	-	0	5.500	-
DENMARK	1.232	61	-95,05	75.417	9.916	-86,85
NORWAY	3.750	3.154	-15,89	500.000	916.500	83,30
SWEDEN	354	2.100	493,22	1.522	20.000	1.214,06
FINLAND	0	2	-	0	4	-
IRELAND	1.592	548	-65,58	155.440	66.864	-56,98
ITALY	1.467	3.165	115,75	107.087	131.165	22,48
SPAIN	6.230	125.944	1.921,57	3.618.010	3.070.686	-15,13
PORTUGAL	0	4.000	-	0	5.000	-
ICELAND	0	33	-	0	470	-
GREECE	0	96	-	0	2.400	-
BULGARIA	0	750	-	0	15.000	-
AZERBAIJAN	225	0	-100,00	10.000	0	-100,00
UKRAINE	22	356	1.518,18	750	3.000	300,00
CZECH REPUBLIC	0	24	-	0	20	-
RUSSIA FEDERATION	4.110	7.285	77,25	2.400.172	568.503	-76,31
-KAPAL LAUT DAN SEJENISNYA	574.950.980	309.851.864	-46,11	449.607.846	571.621.737	27,14
JAPAN	638.000	33.179	-94,80	3.184.455	148.030	-95,35
HONG KONG	3.000	13.818	360,60	99.710	9.762	-90,21
KOREA, REPUBLIC OF	20.243.853	3.200	-99,98	6.068.800	3.200	-99,95
CHINA	2.831	0	-100,00	8.870	0	-100,00
THAILAND	533.970	12.638.488	2.266,89	4.369.474	16.469.924	276,93
SINGAPORE	495.983.786	220.739.862	-55,49	178.027.618	393.843.757	121,23
PHILIPPINES	184.000	0	-100,00	8.211.880	0	-100,00

TABEL 5. PERKEMBANGAN EKSPOR INDONESIA MENURUT KOMODITI DAN NEGARA TUJUAN

JENIS BARANG	BERAT BERSIH (KG)		PERUB	NILAI FOB (US \$)		PERUB
	JAN-AGT 2007	JAN-AGT 2008	%	JAN-AGT 2007	JAN-AGT 2008	%
	(1)	(2)	(3)	(4)	(5)	(6)
MALAYSIA	15.520.354	29.735.781	91,59	11.630.554	71.347.582	513,45
VIET NAM	473.396	35.377.713	7.373,18	213.096	47.738.718	22.302,45
MALDIVES	1.560	0	-100,00	15.200	0	-100,00
INDIA	676.453	124.000	-81,67	7.019.800	4.638.000	-33,93
SAUDI ARABIA	4.157.677	12.945	-99,69	1.852.080	45.015	-97,57
KUWAIT	912.747	0	-100,00	959.979	0	-100,00
YEMEN	0	19.500	-	0	22.991	-
TURKEY	0	110	-	0	6.000	-
UNITED ARAB EMIRATES	38.211	627.452	1.542,07	519.447	726.682	39,90
QATAR	0	2.189	-	0	104.738	-
NIGERIA	4.756	0	-100,00	146.599	0	-100,00
UGANDA	7.533	0	-100,00	18.000	0	-100,00
SOUTH AFRICA	0	30	-	0	100	-
AUSTRALIA	11.638.253	7.244.019	-37,76	177.745.509	5.412.423	-96,95
NEW ZEALAND	0	549.000	-	0	1.200.000	-
FIJI	0	721.000	-	0	1.350.000	-
UNITED STATES	150	8.049	5.266,00	22.500	61.000	171,11
CANADA	2.050	0	-100,00	74.881	0	-100,00
PANAMA	0	288.000	-	0	451.228	-
URUGUAY	7.384	0	-100,00	24.702	0	-100,00
JAMAICA	822.000	0	-100,00	8.250.000	0	-100,00
UNITED KINGDOM	0	1.106	-	0	62.800	-
NETHERLANDS	10.516	2.750	-73,85	23.092	10.000	-56,69
FRANCE	34.500	2.965	-91,41	21.600	201.058	830,82
GERMANY, FED. REP. OF	17.030.000	0	-100,00	24.700.000	0	-100,00
DENMARK	0	600	-	0	418	-
SWEDEN	0	2.450	-	0	2.500	-
ITALY	6.024.000	0	-100,00	16.400.000	0	-100,00
SPAIN	0	658	-	0	15.811	-
MALTA	0	1.703.000	-	0	27.750.000	-
-PERLENGKAPAN OLAHRAGA DAN I	20.685.221	21.095.445	1,98	159.954.785	186.668.413	16,70
JAPAN	952.540	905.916	-4,89	18.624.244	18.446.683	-0,95
HONG KONG	303.568	271.502	-10,56	2.198.595	2.836.966	29,04
KOREA, REPUBLIC OF	245.169	237.163	-3,27	1.292.390	1.347.095	4,23
TAIWAN	10.541	64.466	511,57	47.906	135.808	183,49
CHINA	616.780	624.180	1,20	4.803.401	5.570.724	15,97
MONGOLIA	0	1.065	-	0	15.936	-
PAPUA NEW GUINEA	2.759	1.553	-43,71	5.653	9.745	72,39
THAILAND	40.507	30.768	-24,04	238.375	143.249	-39,91
SINGAPORE	794.056	377.458	-52,46	13.804.716	7.237.640	-47,57
PHILIPPINES	61.108	116.174	90,11	175.361	270.335	54,16
MALAYSIA	324.570	560.148	72,58	1.930.738	4.130.603	113,94
CAMBODIA	0	1.371	-	0	56.754	-
BRUNEI DARUSSALAM	1.088	7.865	622,89	4.834	23.994	396,36
VIET NAM	18.916	24.316	28,55	191.593	281.658	47,01
MALDIVES	2.038	3.729	82,97	12.015	6.524	-45,70
INDIA	94.418	68.144	-27,83	737.215	543.310	-26,30
PAKISTAN	175.696	118.100	-32,78	286.036	356.770	24,73
BANGLADESH	1.503	0	-100,00	7.517	0	-100,00
SRI LANKA	81.653	115.477	41,42	81.712	115.376	41,20
IRAN (ISLAMIC REPUBLIC OF)	18.191	11.165	-38,62	45.178	21.914	-51,49
SAUDI ARABIA	362.467	326.984	-9,79	413.947	577.955	39,62
ISRAEL	0	16.714	-	0	163.329	-
KUWAIT	3.008	3.052	1,46	54.160	22.432	-58,58
JORDAN	35.291	64.295	82,19	79.312	153.040	92,96
LEBANON	33.328	9.701	-70,89	51.237	29.564	-42,30
YEMEN	84	683	713,10	228	1.920	742,11
OMAN	0	300	-	0	639	-
SYRIA ARAB REPUBLIC	9.029	0	-100,00	20.870	0	-100,00
TURKEY	5.966	64.210	976,27	36.915	489.051	1.224,80
UNITED ARAB EMIRATES	132.199	180.613	36,62	782.459	1.392.743	78,00
QATAR	139	1.854	1.233,81	2.076	17.938	764,07
BAHRAIN	5.436	3.535	-34,97	7.038	6.835	-2,88
CYPRUS	238	436	83,19	2.055	2.733	32,99
EGYPT	29.440	23.252	-21,02	220.242	182.453	-17,16
MOROCCO	1.077	5.241	386,63	5.600	36.406	550,11
ALGERIA	61.458	70.173	14,18	123.268	178.508	44,81
SUDAN	16.657	35.856	115,26	34.924	139.929	300,67
KENYA	1.551	4.447	186,72	30.155	39.640	31,45
REUNION	0	3.970	-	0	14.768	-
ANGOLA	1.740	7.412	325,98	2.213	7.009	216,72
NIGERIA	0	21.867	-	0	105.235	-
GABON	0	390	-	0	170	-
BENIN	27.761	22.862	-17,65	179.671	118.811	-33,87
NIGER	5.132	0	-100,00	45.273	0	-100,00
SOUTH AFRICA	64.603	31.628	-51,04	463.053	189.159	-59,15
MAURITIUS	0	1.539	-	0	46.589	-

TABEL 5. PERKEMBANGAN EKSPOR INDONESIA MENURUT KOMODITI DAN NEGARA TUJUAN

JENIS BARANG	BERAT BERSIH (KG)		PERUB	NILAI FOB (US \$)		PERUB
	JAN-AGT 2007	JAN-AGT 2008	%	JAN-AGT 2007	JAN-AGT 2008	%
(1)	(2)	(3)	(4)	(5)	(6)	(7)
AUSTRALIA	491.086	732.850	49,23	3.043.236	3.861.886	26,90
NEW ZEALAND	78.079	114.503	46,65	396.529	493.540	24,47
GUAM	19.992	0	-100,00	13.000	0	-100,00
NEW CALEDONIA	465	59	-87,31	588	857	45,75
FIJI	1.212	1.338	10,40	4.645	7.676	65,25
EAST TIMOR	56	4.951	8.741,07	36	5.294	14.605,56
UNITED STATES	5.544.643	6.269.744	13,08	40.024.432	55.271.851	38,10
CANADA	369.015	317.995	-13,83	2.959.757	2.689.703	-9,12
MEXICO	1.195.492	823.840	-31,09	8.372.514	7.051.671	-15,78
GUATEMALA	3.828	5.889	53,84	30.334	61.897	104,05
PANAMA	11.915	14.620	22,70	104.259	145.883	39,92
SURINAME	66	0	-100,00	385	0	-100,00
CHILE	259.510	34.250	-86,80	1.463.483	207.115	-85,85
VENEZUELA	132.124	117.647	-10,96	1.036.244	1.060.837	2,37
ARGENTINA	178.419	123.350	-30,86	1.109.399	1.031.896	-6,99
BRAZIL	947.541	681.554	-28,07	6.138.227	5.829.485	-5,03
COLOMBIA	46.230	33.566	-27,39	330.331	291.373	-11,79
BOLIVIA	877	0	-100,00	3.276	0	-100,00
URUGUAY	1.214	1.021	-15,90	6.028	4.956	-17,78
PARAGUAY	0	3.341	-	0	21.600	-
ECUADOR	5.569	3.740	-32,84	51.180	38.559	-24,66
PERU	35.750	12.203	-65,87	225.264	106.993	-52,50
EL SALVADOR	3.472	138.304	3.883,41	43.277	163.580	277,98
COSTA RICA	2.763	0	-100,00	24.966	0	-100,00
HAITI	5.847	0	-100,00	12.372	0	-100,00
FRENCH POLYNESIA	0	1.022	-	0	15.216	-
UNITED KINGDOM	1.604.233	1.821.647	13,55	9.532.448	12.670.602	32,92
NETHERLANDS	564.453	611.406	8,32	4.322.863	5.427.818	25,56
FRANCE	905.552	928.388	2,52	5.526.987	7.502.916	35,75
GERMANY, FED. REP. OF	1.124.924	1.011.817	-10,05	10.474.946	10.811.589	3,21
AUSTRIA	64.681	56.051	-13,34	457.429	734.905	60,66
BELGIUM	328.727	611.943	86,16	2.159.565	5.793.333	168,26
SWITZERLAND	29.029	53.666	84,87	247.664	413.151	66,82
DENMARK	107.583	96.900	-9,93	489.220	1.032.458	111,04
NORWAY	60.578	17.783	-70,64	282.479	153.764	-45,57
SWEDEN	165.656	252.188	52,24	811.667	2.026.118	149,62
FINLAND	70.604	46.391	-34,29	435.681	281.672	-35,35
IRELAND	27.233	28.983	6,43	208.901	158.076	-24,33
ITALY	494.972	509.507	2,94	3.412.347	4.898.712	43,56
SPAIN	182.964	178.196	-2,61	1.335.327	1.791.951	34,20
PORTUGAL	0	19.004	-	0	286.604	-
ICELAND	2.376	4.382	84,43	25.746	59.760	132,11
GREECE	53.735	78.543	46,17	273.359	735.650	169,11
HUNGARY	40.679	36.400	-10,52	246.000	242.503	-1,42
POLAND	52.263	141.145	170,07	326.247	1.167.564	257,88
ROMANIA	1.092	14.231	1.203,21	14.131	142.484	908,31
BULGARIA	0	2.555	-	0	23.519	-
YUGOSLAVIA	3.578	6.129	71,30	53.883	35.102	-34,86
BELARUS	15.291	8.837	-42,21	41.544	41.123	-1,01
KAZAKHSTAN	2.870	2.434	-15,19	28.712	26.590	-7,39
UKRAINE	20.423	44.243	116,63	223.486	427.502	91,29
UZBEKISTAN	0	173	-	0	3.319	-
LITHUANIA	8.069	0	-100,00	58.337	0	-100,00
LATVIA	1.080	1.856	71,85	11.260	23.554	109,18
ESTONIA	0	2.593	-	0	26.284	-
CROATIA	42.360	27.061	-36,12	102.048	139.577	36,78
SLOVAKIA	1.231	5.208	323,07	14.502	77.862	436,91
SLOVENIA	9.231	4.971	-46,15	26.769	19.694	-26,43
CZECH REPUBLIC	407.888	346.223	-15,12	2.880.660	3.206.322	11,31
RUSSIA FEDERATION	414.996	247.230	-40,43	3.494.640	2.456.527	-29,71
-PENA DAN PENSIL	8.111.300	6.902.185	-14,91	52.870.775	49.984.457	-5,46
JAPAN	355.294	239.335	-32,64	3.685.074	2.475.982	-32,81
HONG KONG	27.337	38.878	42,22	274.456	400.301	45,85
KOREA, REPUBLIC OF	25.726	40.925	59,08	254.617	421.704	65,62
TAIWAN	26.057	31.478	20,80	243.472	284.210	16,73
CHINA	61.613	37.919	-38,46	633.910	435.401	-31,32
PAPUA NEW GUINEA	85	16	-81,18	658	132	-79,94
THAILAND	95.256	146.796	54,11	848.110	1.456.377	71,72
SINGAPORE	121.573	101.810	-16,26	981.176	840.718	-14,32
PHILIPPINES	126.286	151.687	20,11	729.205	959.865	31,63
MALAYSIA	219.997	247.062	12,30	2.113.391	2.464.934	16,63
MYANMAR (FORM. BURMA)	2.500	12.399	395,96	1.850	33.360	1.703,24
CAMBODIA	12	405	3.275,00	81	1.611	1.888,89
BRUNEI DARUSSALAM	0	235	-	0	374	-
NEPAL	0	22	-	0	151	-
VIET NAM	2.570	9.039	251,71	33.035	98.232	197,36
MALDIVES	4.561	5.718	25,37	4.283	8.573	100,16

TABEL 5. PERKEMBANGAN EKSPOR INDONESIA MENURUT KOMODITI DAN NEGARA TUJUAN

JENIS BARANG	BERAT BERSIH (KG)		PERUB	NILAI FOB (US \$)		PERUB
	JAN-AGT 2007	JAN-AGT 2008	%	JAN-AGT 2007	JAN-AGT 2008	%
	(1)	(2)	(3)	(4)	(5)	(6)
INDIA	14.427	4.038	-72,01	119.253	51.650	-56,69
PAKISTAN	21.531	5.894	-72,63	133.151	43.071	-67,65
BANGLADESH	33.799	65.683	94,33	318.419	605.575	90,18
SRI LANKA	117	260	122,22	425	2.166	409,65
IRAN (ISLAMIC REPUBLIC OF)	172.283	309.013	79,36	1.234.159	2.044.813	65,68
SAUDI ARABIA	296.818	252.645	-14,88	2.553.613	2.219.493	-13,08
KUWAIT	11.174	20.031	79,26	116.456	214.225	83,95
JORDAN	1.108	409	-63,09	9.033	2.277	-74,79
LEBANON	24.200	18.126	-25,10	179.066	139.067	-22,34
YEMEN	14.949	1	-99,99	12.512	4	-99,97
OMAN	8.323	14.296	71,76	91.041	143.479	57,60
SYRIA ARAB REPUBLIC	21.265	20.319	-4,45	135.183	138.465	2,43
TURKEY	95.869	177.937	85,60	476.279	1.154.843	142,47
UNITED ARAB EMIRATES	84.654	89.497	5,72	752.398	790.388	5,05
QATAR	12.411	28.083	126,28	137.967	304.763	120,90
BAHRAIN	5.015	9.068	80,82	54.680	100.157	83,17
EGYPT	137.121	247.060	80,18	991.517	1.876.365	89,24
MOROCCO	13.091	8.125	-37,93	119.335	73.190	-38,67
ALGERIA	0	288	-	0	1.340	-
TOGO	19.503	0	-100,00	11.957	0	-100,00
COTE D'IVOIRE	46.897	58.642	25,04	27.624	34.023	23,16
BURKINA FASO	18.694	0	-100,00	10.555	0	-100,00
GAMBIA	139	0	-100,00	261	0	-100,00
SOUTH AFRICA	84.121	77.977	-7,30	325.058	309.034	-4,93
AUSTRALIA	169.187	300.617	77,68	1.181.075	1.793.422	51,85
NEW ZEALAND	13.586	35.276	159,65	132.270	316.514	139,29
COOK ISLANDS	0	1.266	-	0	1.979	-
FIJI	308	727	136,04	2.115	5.547	162,27
EAST TIMOR	2	14.865	743.150,00	7	12.308	175.728,57
UNITED STATES	3.882.615	2.451.536	-36,86	20.239.882	15.325.268	-24,28
CANADA	19.656	22.771	15,85	355.060	356.136	0,30
MEXICO	422.404	387.278	-8,32	2.820.684	2.755.262	-2,32
GUATEMALA	3.598	0	-100,00	22.311	0	-100,00
CHILE	785	1.549	97,32	11.946	23.924	100,27
ARGENTINA	3.944	5.160	30,83	48.852	64.065	31,14
BRAZIL	0	6.035	-	0	48.730	-
COLOMBIA	149.682	146.151	-2,36	919.816	958.631	4,22
ECUADOR	13.120	12.691	-3,27	84.663	98.498	16,34
JAMAICA	588	0	-100,00	6.137	0	-100,00
PUERTO RICO	8.024	0	-100,00	56.391	0	-100,00
FRENCH POLYNESIA	0	73	-	0	280	-
UNITED KINGDOM	214.897	147.848	-31,20	2.039.988	1.287.177	-36,90
NETHERLANDS	336.440	313.565	-6,80	1.954.473	1.913.869	-2,08
FRANCE	75.375	56.467	-25,09	441.084	401.423	-8,99
GERMANY, FED. REP. OF	300.284	292.103	-2,72	2.219.569	2.224.460	0,22
BELGIUM	1.387	807	-41,82	11.420	6.417	-43,81
SWITZERLAND	0	64	-	0	341	-
DENMARK	7.600	1.531	-79,86	65.225	11.866	-81,81
NORWAY	13.028	7.187	-44,83	136.522	74.209	-45,64
SWEDEN	58.734	72.578	23,57	607.380	667.964	9,97
FINLAND	1.513	943	-37,67	19.212	11.703	-39,08
IRELAND	38.178	32.832	-14,00	435.464	407.649	-6,39
ITALY	60.554	37.561	-37,97	569.689	438.309	-23,06
SPAIN	50.039	52.620	5,16	352.648	361.749	2,58
PORTUGAL	1.220	962	-21,15	4.097	4.011	-2,10
DEMOCRATIC REPUBLIC OF THE CO	117	0	-100,00	1.040	0	-100,00
HUNGARY	665	0	-100,00	11.237	0	-100,00
POLAND	0	22	-	0	79	-
KAZAKHSTAN	0	173	-	0	804	-
LATVIA	163	219	34,36	2.879	5.702	98,05
MALTA	814	858	5,41	8.240	11.423	38,63
CZECH REPUBLIC	56.411	26.734	-52,61	496.121	264.425	-46,70
RUSSIA FEDERATION	6	0	-100,00	18	0	-100,00
-BATU SEMI PERMATA	57.939	23.230	-59,91	798.446	252.492	-68,38
JAPAN	3.921	178	-95,46	144.312	31.883	-77,91
HONG KONG	1.920	15	-99,22	344.072	96.000	-72,10
TAIWAN	157	20.000	12.638,85	282	10.000	3.446,10
THAILAND	4	0	-100,00	16	0	-100,00
SINGAPORE	0	235	-	0	11.322	-
MALAYSIA	0	730	-	0	95.429	-
UNITED ARAB EMIRATES	20	0	-100,00	422	0	-100,00
CYPRUS	151	0	-100,00	165	0	-100,00
NIGERIA	3	0	-100,00	337	0	-100,00
SEYCHELLES	0	4	-	0	12	-
SOUTH AFRICA	0	127	-	0	353	-
MAURITIUS	30	0	-100,00	14	0	-100,00
AUSTRALIA	14	0	-100,00	2.735	0	-100,00

TABEL 5. PERKEMBANGAN EKSPOR INDONESIA MENURUT KOMODITI DAN NEGARA TUJUAN

JENIS BARANG	BERAT BERSIH (KG)		PERUB	NILAI FOB (US \$)		PERUB
	JAN-AGT 2007	JAN-AGT 2008	%	JAN-AGT 2007	JAN-AGT 2008	%
(1)	(2)	(3)	(4)	(5)	(6)	(7)
NEW ZEALAND	21	0	-100,00	54	0	-100,00
UNITED STATES	48.279	19	-99,96	286.743	1.879	-99,34
CANADA	2	0	-100,00	45	0	-100,00
MEXICO	407	0	-100,00	1.150	0	-100,00
BRAZIL	0	303	-	0	266	-
COSTA RICA	43	0	-100,00	37	0	-100,00
FRENCH POLYNESIA	0	65	-	0	280	-
SAINT KITTS AND NEVIS	29	237	717,24	404	354	-12,38
UNITED KINGDOM	393	0	-100,00	7.964	0	-100,00
NETHERLANDS	31	0	-100,00	229	0	-100,00
FRANCE	103	64	-37,86	312	135	-56,73
GERMANY, FED. REP. OF	1.093	0	-100,00	2.713	0	-100,00
AUSTRIA	174	0	-100,00	942	0	-100,00
BELGIUM	2	0	-100,00	155	0	-100,00
SWITZERLAND	1	0	-100,00	1	0	-100,00
NORWAY	2	0	-100,00	78	0	-100,00
SPAIN	542	189	-65,13	2.306	1.366	-40,76
GREECE	406	417	2,71	1.978	2.415	22,09
HUNGARY	0	647	-	0	798	-
POLAND	191	0	-100,00	980	0	-100,00
-KOPER, TAS, DOMPET PLASTIK/TEK	5.733.480	4.629.403	-19,26	31.140.994	33.831.071	8,64
JAPAN	526.175	669.036	27,15	3.509.531	4.516.296	28,69
HONG KONG	76.669	95.954	25,15	977.051	772.325	-20,95
KOREA, REPUBLIC OF	67.014	20.063	-70,06	157.269	125.869	-19,97
TAIWAN	32.138	6.589	-79,50	71.365	30.625	-57,09
CHINA	80.867	190.474	135,54	720.782	1.524.888	111,56
MACAU	1	40	3.900,00	1	552	55.100,00
PAPUA NEW GUINEA	2.475	3.442	39,07	16.856	18.807	11,57
THAILAND	69.003	39.034	-43,43	124.135	138.047	11,21
SINGAPORE	94.858	112.719	18,83	1.169.725	1.271.096	8,67
PHILIPPINES	14.502	36.611	152,45	109.229	489.201	347,87
MALAYSIA	105.448	63.298	-39,97	263.307	362.922	37,83
BRUNEI DARUSSALAM	3.056	2.502	-18,13	12.466	8.607	-30,96
VIET NAM	193	501	159,59	141	1.082	667,38
MALDIVES	8.168	3.508	-57,05	35.566	15.010	-57,80
INDIA	53.946	59.714	10,69	235.376	291.117	23,68
PAKISTAN	0	10.948	-	0	54.186	-
BANGLADESH	65.116	40.655	-37,57	179.625	112.942	-37,12
SRI LANKA	3.259	7.761	138,14	7.902	12.492	58,09
IRAN (ISLAMIC REPUBLIC OF)	0	1.385	-	0	640	-
SAUDI ARABIA	61.247	39.894	-34,86	278.853	167.323	-40,00
ISRAEL	0	88	-	0	180	-
KUWAIT	279	860	208,24	60.381	16.953	-71,92
JORDAN	81	1.060	1.208,64	1.927	9.185	376,65
LEBANON	1.690	796	-52,90	6.240	5.245	-15,95
OMAN	0	134	-	0	129	-
SYRIA ARAB REPUBLIC	0	17	-	0	96	-
TURKEY	299	96	-67,89	687	1.412	105,53
UNITED ARAB EMIRATES	334.105	359.153	7,50	1.609.596	1.615.337	0,36
QATAR	818	2.447	199,14	6.035	13.379	121,69
BAHRAIN	0	593	-	0	3.692	-
CYPRUS	6	0	-100,00	32	0	-100,00
EGYPT	15.704	0	-100,00	43.207	0	-100,00
MOROCCO	40	1.204	2.910,00	66	21.718	32.806,06
TUNISIA	36	0	-100,00	222	0	-100,00
NAMIBIA	0	32	-	0	292	-
ETHIOPIA	0	208	-	0	165	-
TANZANIA, UNITED REPUBLIC OF	556	34	-93,88	2.461	385	-84,36
MADAGASCAR	107	493	360,75	97	1.156	1.091,75
KENYA	1.389	154	-88,91	2.708	1.106	-59,16
REUNION	2.185	5.216	138,72	3.859	11.752	204,53
MOZAMBIQUE	964	73	-92,43	4.161	485	-88,34
GUINEA	0	15	-	0	157	-
CAMEROON	0	30	-	0	286	-
GABON	0	339	-	0	282	-
COTE D'IVOIRE	187	0	-100,00	262	0	-100,00
SENEGAL	1	0	-100,00	1	0	-100,00
U.S. VIRGIN ISLANDS	69	0	-100,00	179	0	-100,00
SEYCHELLES	52	226	334,62	577	7.562	1.210,57
UGANDA	0	3	-	0	24	-
SOUTH AFRICA	34.578	28.193	-18,47	76.830	66.843	-13,00
COMOROS	0	715	-	0	2.711	-
MAURITIUS	943	1.326	40,62	1.344	8.386	523,96
VIRGIN ISLANDS (BRITISH)	481	13	-97,30	2.354	84	-96,43
AUSTRALIA	84.782	68.127	-19,64	469.720	448.735	-4,47
NEW ZEALAND	22.140	11.181	-49,50	81.622	49.287	-39,62
MICRONESIA, FEDERATED STATES (0	19	-	0	101	-

TABEL 5. PERKEMBANGAN EKSPOR INDONESIA MENURUT KOMODITI DAN NEGARA TUJUAN

JENIS BARANG	BERAT BERSIH (KG)		PERUB	NILAI FOB (US \$)		PERUB
	JAN-AGT 2007	JAN-AGT 2008	%	JAN-AGT 2007	JAN-AGT 2008	%
(1)	(2)	(3)	(4)	(5)	(6)	(7)
GUAM	360	643	78,61	6.324	4.657	-26,36
PALAU	118	12	-89,83	638	75	-88,24
NEW CALEDONIA	5.147	4.805	-6,64	22.815	35.614	56,10
SAINT VINCENT AND THE GRENADIN	412	8	-98,06	800	30	-96,25
VANUATU	5.484	183	-96,66	7.578	196	-97,41
WALLIS AND FUTUNA ISLANDS	0	3.952	-	0	5.263	-
COOK ISLANDS	1.162	2.165	86,32	4.607	27.992	507,60
FIJI	4.624	2.834	-38,71	9.529	21.755	128,30
TONGA	683	0	-100,00	842	0	-100,00
EAST TIMOR	0	761	-	0	358	-
UNITED STATES	1.233.815	766.316	-37,89	7.662.238	8.156.089	6,45
CANADA	58.261	54.214	-6,95	195.021	228.830	17,34
MEXICO	49.288	34.887	-29,22	366.763	145.598	-60,30
GUATEMALA	49	0	-100,00	680	0	-100,00
NICARAGUA	320	0	-100,00	240	0	-100,00
PANAMA	56.555	29.092	-48,56	109.817	57.470	-47,67
CHILE	13.046	10.682	-18,12	22.307	23.151	3,78
ARGENTINA	20.464	6.886	-66,35	39.615	13.515	-65,88
BRAZIL	50.542	79.774	57,84	98.100	171.749	75,08
COLOMBIA	3	50	1.566,67	50	167	234,00
BOLIVIA	0	9	-	0	100	-
URUGUAY	5.146	2.154	-58,14	10.048	5.289	-47,36
PARAGUAY	7	8	14,29	25	29	16,00
ECUADOR	6.704	6.669	-0,52	12.954	13.508	4,28
PERU	1.729	0	-100,00	5.336	0	-100,00
TRINIDAD AND TOBAGO	0	18	-	0	47	-
BAHAMAS	1.649	22	-98,67	3.323	246	-92,60
JAMAICA	372	966	159,68	3.148	2.306	-26,75
PUERTO RICO	821	4.422	438,61	7.337	17.245	135,04
BELIZE	16	657	4.006,25	22	2.679	12.077,27
DOMINICAN REPUBLIC	214	181	-15,42	450	200	-55,56
COSTA RICA	2.043	2.695	31,91	5.344	4.978	-6,85
BARBADOS	2.218	671	-69,75	2.957	929	-68,58
ARUBA	66	0	-100,00	116	0	-100,00
BERMUDA	623	482	-22,63	3.524	2.206	-37,40
CAYMAN ISLANDS	6	0	-100,00	373	0	-100,00
DOMINICA	0	386	-	0	1.386	-
FRENCH POLYNESIA	7.030	4.842	-31,12	19.103	18.291	-4,25
GRENADA	0	112	-	0	547	-
MARTINIQUE	507	2.384	370,22	3.009	7.504	149,39
NETHERLANDS ANTILLES	506	713	40,91	5.340	6.174	15,62
SAINT LUCIA	0	688	-	0	3.625	-
TURKS AND CAICOS ISLANDS	233	855	266,95	818	1.490	82,15
GADELOUPE	768	190	-75,26	2.712	616	-77,29
SAINT KITTS AND NEVIS	12	0	-100,00	177	0	-100,00
UNITED KINGDOM	310.314	195.332	-37,05	857.653	1.007.357	17,46
NETHERLANDS	165.545	238.408	44,01	3.102.511	4.507.456	45,28
FRANCE	83.563	50.515	-39,55	297.027	201.883	-32,03
GERMANY, FED. REP. OF	242.745	281.148	15,82	1.383.703	1.573.102	13,69
AUSTRIA	4.578	65	-98,58	37.319	901	-97,59
BELGIUM	965.146	291.626	-69,78	2.455.878	963.361	-60,77
SWITZERLAND	16.706	149.565	795,28	102.849	856.635	731,93
DENMARK	29.232	1.165	-96,01	29.312	5.046	-82,79
NORWAY	3.031	2.280	-24,78	53.668	30.299	-43,54
SWEDEN	13.720	3.620	-73,62	87.412	38.086	-56,43
FINLAND	1.671	6.815	307,84	4.611	23.972	419,89
IRELAND	9.202	2.523	-72,58	20.952	5.273	-74,83
ITALY	406.451	318.582	-21,62	2.876.785	2.524.837	-12,23
SPAIN	161.925	134.445	-16,97	846.087	678.804	-19,77
PORTUGAL	1.616	1.295	-19,86	7.091	5.188	-26,84
GREECE	15.002	15.902	6,00	60.639	72.290	19,21
DEMOCRATIC REPUBLIC OF THE CO	952	0	-100,00	8.420	0	-100,00
HUNGARY	297	274	-7,74	2.755	1.092	-60,36
POLAND	363	4.763	1.212,12	6.425	43.038	569,85
BULGARIA	0	1.592	-	0	12.180	-
YUGOSLAVIA	2.158	2.283	5,79	4.330	160	-96,30
ALBANIA	0	117	-	0	177	-
UKRAINE	46	1	-97,83	233	5	-97,85
LATVIA	0	9.875	-	0	52.251	-
ESTONIA	0	266	-	0	398	-
CROATIA	279	1.307	368,46	1.518	5.322	250,59
BOSNIA AND HERZEGOVINA	5	0	-100,00	80	0	-100,00
MALTA	236	0	-100,00	1.555	0	-100,00
SLOVAKIA	1.381	0	-100,00	8.484	0	-100,00
SLOVENIA	500	11	-97,80	2.598	783	-69,86
CZECH REPUBLIC	2	193	9.550,00	10	1.091	10.810,00
RUSSIA FEDERATION	184	2.074	1.027,17	3.261	38.028	1.066,15

TABEL 5. PERKEMBANGAN EKSPOR INDONESIA MENURUT KOMODITI DAN NEGARA TUJUAN

JENIS BARANG	BERAT BERSIH (KG)		PERUB	NILAI FOB (US \$)		PERUB
	JAN-AGT 2007	JAN-AGT 2008	%	JAN-AGT 2007	JAN-AGT 2008	%
(1)	(2)	(3)	(4)	(5)	(6)	(7)
-BARANG DARI LOGAM MULIA	212.008	212.634	0,30	90.923.869	110.661.864	21,71
JAPAN	3.772	8.481	124,84	725.679	608.944	-16,09
HONG KONG	7.560	8.378	10,82	2.198.907	11.926.398	442,38
KOREA, REPUBLIC OF	492	694	41,06	76.822	265.022	244,98
TAIWAN	9	43	377,78	14.047	10.385	-26,07
CHINA	28	59	110,71	1.857	5.624	202,85
MACAU	0	5	-	0	129	-
PAPUA NEW GUINEA	0	492	-	0	727	-
THAILAND	3.700	2.323	-37,22	1.643.482	2.153.329	31,02
SINGAPORE	124.902	108.650	-13,01	14.683.789	15.217.203	3,63
PHILIPPINES	0	1	-	0	9.961	-
MALAYSIA	446	253	-43,27	4.543	11.077	143,83
BRUNEI DARUSSALAM	780	4	-99,49	1.304	459	-64,80
VIET NAM	2	0	-100,00	18	0	-100,00
MALDIVES	583	1.166	100,00	9.632	55.342	474,56
INDIA	384	2	-99,48	4.093	29	-99,29
SRI LANKA	0	10	-	0	2.088	-
IRAN (ISLAMIC REPUBLIC OF)	647	0	-100,00	1.206	0	-100,00
JORDAN	0	100	-	0	11.900	-
TURKEY	2.059	2.267	10,10	909.438	1.189.896	30,84
UNITED ARAB EMIRATES	2.255	1.494	-33,75	26.578.012	31.598.462	18,89
BAHRAIN	0	140	-	0	80.304	-
CYPRUS	0	835	-	0	20.389	-
EGYPT	5	0	-100,00	3.643	0	-100,00
MADAGASCAR	65	0	-100,00	61	0	-100,00
REUNION	131	61	-53,44	762	419	-45,01
SEYCHELLES	8	433	5.312,50	1.700	2.013	18,41
SWAZILAND	0	1	-	0	1.077	-
SOUTH AFRICA	9	1	-88,89	18	77	327,78
AUSTRALIA	4.467	3.712	-16,90	418.155	337.915	-19,19
NEW ZEALAND	815	52	-93,62	30.812	21.651	-29,73
NEW CALEDONIA	103	83	-19,42	69	3.614	5.137,68
SAINT VINCENT AND THE GRENADIN	0	18	-	0	72	-
MARSHALL ISLANDS	11	0	-100,00	473	0	-100,00
UNITED STATES	24.748	30.418	22,91	36.626.010	29.897.307	-18,37
CANADA	3.664	2.912	-20,52	364.742	298.560	-18,14
MEXICO	9	32	255,56	205	1.161	466,34
ARGENTINA	40	0	-100,00	60	0	-100,00
BRAZIL	189	112	-40,74	11.078	10.463	-5,55
PUERTO RICO	33	113	242,42	22.612	49.310	118,07
COSTA RICA	4	27	575,00	30	478	1.493,33
BERMUDA	15	0	-100,00	213	0	-100,00
CAYMAN ISLANDS	36	27	-25,00	1.939	1.732	-10,68
NETHERLANDS ANTILLES	72	2.621	3.540,28	2.065	18.247	783,63
SAINT KITTS AND NEVIS	14	0	-100,00	204	0	-100,00
UNITED KINGDOM	3.103	3.440	10,86	874.438	716.791	-18,03
NETHERLANDS	13.531	12.948	-4,31	769.627	971.803	26,27
FRANCE	1.777	1.022	-42,49	11.595	260.457	2.146,29
GERMANY, FED. REP. OF	3.459	7.672	121,80	3.183.960	3.471.741	9,04
AUSTRIA	35	5	-85,71	7.166	7.300	1,87
BELGIUM	140	131	-6,43	7.165	16.585	131,47
SWITZERLAND	350	343	-2,00	242.196	447.095	84,60
DENMARK	93	244	162,37	223.934	692.710	209,34
NORWAY	486	536	10,29	139.638	148.230	6,15
SWEDEN	8	0	-100,00	1.866	0	-100,00
IRELAND	13	50	284,62	9.873	2.815	-71,49
ITALY	4.289	8.202	91,23	803.182	9.850.944	1.126,49
SPAIN	1.754	1.466	-16,42	223.955	180.196	-19,54
PORTUGAL	299	2	-99,33	4.355	2.069	-52,49
ICELAND	25	24	-4,00	27.805	39.170	40,87
GREECE	314	449	42,99	11.742	21.040	79,19
HUNGARY	46	0	-100,00	839	0	-100,00
POLAND	8	10	25,00	12.625	9	-99,93
LATVIA	10	0	-100,00	59	0	-100,00
SLOVAKIA	162	0	-100,00	1.784	0	-100,00
CZECH REPUBLIC	0	55	-	0	4.908	-
RUSSIA FEDERATION	49	15	-69,39	28.385	16.237	-42,80
-PETI KEMAS	27.508.067	14.064.094	-48,87	31.315.405	16.407.934	-47,60
JAPAN	170.671	169.774	-0,53	170.927	320.461	87,48
HONG KONG	225.000	0	-100,00	244.000	0	-100,00
TAIWAN	0	3.101.400	-	0	4.524.000	-
CHINA	3.300	16.060	386,67	17.470	9.500	-45,62
PAPUA NEW GUINEA	5.842	0	-100,00	25.935	0	-100,00
THAILAND	223.900	48.059	-78,54	366.384	39.061	-89,34
SINGAPORE	3.692.393	1.156.681	-68,67	4.554.667	404.999	-91,11
MALAYSIA	35.635	68.399	91,94	56.072	58.476	4,29
VIET NAM	86.120	22.400	-73,99	49.104	10.136	-79,36

TABEL 5. PERKEMBANGAN EKSPOR INDONESIA MENURUT KOMODITI DAN NEGARA TUJUAN

JENIS BARANG	BERAT BERSIH (KG)		PERUB %	NILAI FOB (US \$)		PERUB %
	JAN-AGT 2007	JAN-AGT 2008		JAN-AGT 2007	JAN-AGT 2008	
(1)	(2)	(3)	(4)	(5)	(6)	(7)
INDIA	0	67.858	-	0	430.000	-
NIGERIA	0	3.500	-	0	2.000	-
MAURITANIA	0	68.000	-	0	394.485	-
ZAMBIA	9.500	0	-100,00	161.511	0	-100,00
AUSTRALIA	18.652	35.114	88,26	23.029	245.850	967,57
NEW ZEALAND	0	3.490	-	0	50.000	-
UNITED STATES	11.217.344	6.478.500	-42,25	13.517.880	6.804.000	-49,67
BARBADOS	2.647.000	0	-100,00	2.195.700	0	-100,00
BERMUDA	3.956.000	2.200.000	-44,39	3.632.500	2.250.000	-38,06
UNITED KINGDOM	0	157	-	0	937	-
NETHERLANDS	0	125	-	0	11.976	-
GERMANY, FED. REP. OF	3.855.056	600.950	-84,41	5.014.850	833.500	-83,38
ITALY	29.654	129	-99,56	25.376	1.553	-93,88
PORTUGAL	0	23.498	-	0	17.000	-
MALTA	1.332.000	0	-100,00	1.260.000	0	-100,00
-KOMPUTER DAN BAGIANNYA	28.618.264	23.284.937	-18,64	710.175.912	506.303.819	-28,71
JAPAN	1.834.312	1.761.437	-3,97	96.008.568	111.852.576	16,50
HONG KONG	904.937	832.933	-7,96	9.941.212	9.598.579	-3,45
KOREA, REPUBLIC OF	308.128	268.504	-12,86	3.492.736	2.937.854	-15,89
TAIWAN	370.218	300.516	-18,83	4.821.495	3.630.536	-24,70
CHINA	4.851.465	5.015.275	3,38	119.148.481	100.036.147	-16,04
MACAU	99	0	-100,00	2.073	0	-100,00
PAPUA NEW GUINEA	200	0	-100,00	645	0	-100,00
THAILAND	499.990	826.569	65,32	18.062.776	19.591.941	8,47
SINGAPORE	6.023.621	4.898.283	-18,68	197.960.760	121.131.875	-38,81
PHILIPPINES	377.913	345.444	-8,59	4.636.503	5.789.716	24,87
MALAYSIA	1.367.844	912.733	-33,27	29.730.573	10.364.130	-65,14
MYANMAR (FORM. BURMA)	0	384	-	0	8.590	-
CAMBODIA	25	33	32,00	360	19	-94,72
BRUNEI DARUSSALAM	910	137	-84,95	947	7.652	708,03
NEPAL	5.262	2.804	-46,71	149.204	74.963	-49,76
VIET NAM	54.158	56.382	4,11	768.441	574.717	-25,21
MALDIVES	219	1.951	790,87	1.570	2.785	77,39
INDIA	1.103.882	767.525	-30,47	16.560.698	8.793.094	-46,90
PAKISTAN	14.042	0	-100,00	393.219	0	-100,00
BANGLADESH	2.409	2.164	-10,17	52.167	45.000	-13,74
SRI LANKA	7.721	5.982	-22,52	30.229	15.157	-49,86
IRAN (ISLAMIC REPUBLIC OF)	26.623	885	-96,68	1.278.805	84.078	-93,43
SAUDI ARABIA	7.451	75	-98,99	174.164	7	-100,00
ISRAEL	0	367	-	0	25.696	-
KUWAIT	22	3	-86,36	100	60	-40,00
JORDAN	16.199	0	-100,00	52.389	0	-100,00
YEMEN	17.101	100	-99,42	559.850	21.893	-96,09
OMAN	2	0	-100,00	50	0	-100,00
TURKEY	71.765	1	-100,00	1.879.511	6	-100,00
UNITED ARAB EMIRATES	816.854	688.639	-15,70	11.731.408	6.804.658	-42,00
BAHRAIN	62	0	-100,00	90	0	-100,00
EGYPT	205.275	5.100	-97,52	4.878.641	13.050	-99,73
LIBYAN ARAB JAMAHIRIYA	2.362	0	-100,00	62.788	0	-100,00
MOROCCO	40	0	-100,00	550	0	-100,00
ALGERIA	7.746	605	-92,19	211.804	21.887	-89,67
SUDAN	0	8.670	-	0	23.500	-
TANZANIA, UNITED REPUBLIC OF	446	0	-100,00	1.710	0	-100,00
KENYA	1.128	0	-100,00	5.388	0	-100,00
GHANA	47	0	-100,00	40	0	-100,00
CAMEROON	105	0	-100,00	6.000	0	-100,00
NIGERIA	14.941	2.617	-82,48	92.344	16.277	-82,37
BENIN	0	167	-	0	148	-
SEYCHELLES	14	6	-57,14	120	171	42,50
UGANDA	1.284	0	-100,00	6.618	0	-100,00
SOUTH AFRICA	39.328	44.837	14,01	1.078.305	58.716	-94,55
MALAWI	100	0	-100,00	500	0	-100,00
AUSTRALIA	161.192	113.203	-29,77	3.767.350	3.558.047	-5,56
NEW ZEALAND	127	735	478,74	2.163	19.057	781,04
FIJI	0	35	-	0	7.728	-
EAST TIMOR	23.135	35.940	55,35	467.642	140.647	-69,92
UNITED STATES	2.763.232	2.029.875	-26,54	51.697.723	40.339.509	-21,97
CANADA	20.860	1.721	-91,75	578.574	105.590	-81,75
MEXICO	496.935	156.477	-68,51	10.009.178	1.996.883	-80,05
PANAMA	4.634	407	-91,22	75.306	14.730	-80,44
CUBA	0	740	-	0	66.995	-
CHILE	23.583	47.563	101,68	239.933	546.968	127,97
VENEZUELA	5	0	-100,00	220	0	-100,00
ARGENTINA	34.974	4	-99,99	316.965	174	-99,95
BRAZIL	1.247.856	554.817	-55,54	18.553.498	3.434.941	-81,49
COLOMBIA	95.687	96.664	1,02	1.057.201	1.169.550	10,63
URUGUAY	2.260	0	-100,00	11.600	0	-100,00

TABEL 5. PERKEMBANGAN EKSPOR INDONESIA MENURUT KOMODITI DAN NEGARA TUJUAN

JENIS BARANG	BERAT BERSIH (KG)		PERUB	NILAI FOB (US \$)		PERUB
	JAN-AGT 2007	JAN-AGT 2008	%	JAN-AGT 2007	JAN-AGT 2008	%
	(1)	(2)	(3)	(4)	(5)	(6)
PERU	32.331	61.980	91,70	260.132	743.805	185,93
PUERTO RICO	0	4	-	0	200	-
BELIZE	0	85	-	0	1.260	-
NETHERLANDS ANTILLES	33	0	-100,00	6.780	0	-100,00
UNITED KINGDOM	25.613	19.547	-23,68	1.739.718	635.081	-63,50
NETHERLANDS	2.646.232	2.793.387	5,56	62.245.877	37.284.472	-40,10
FRANCE	2.171	1.030	-52,56	35.643	20.315	-43,00
GERMANY, FED. REP. OF	1.587.464	48.343	-96,95	18.494.023	988.217	-94,66
AUSTRIA	141	83	-41,13	2.677	3.912	46,13
BELGIUM	11.351	8.397	-26,02	264.054	154.869	-41,35
SWITZERLAND	0	959	-	0	94.850	-
DENMARK	1	0	-100,00	156	0	-100,00
NORWAY	436	136	-68,81	34.490	39.798	15,39
SWEDEN	0	38.060	-	0	57.356	-
FINLAND	25.375	428.480	1.588,59	442.754	6.176.365	1.294,99
IRELAND	149.951	37.580	-74,94	9.100.760	4.431.865	-51,30
ITALY	2.204	515	-76,63	73.830	15.424	-79,11
SPAIN	3.507	253	-92,79	109.772	39.814	-63,73
PORTUGAL	648	527	-18,67	18.177	3.344	-81,60
HUNGARY	76.405	3.177	-95,84	2.648.758	92.730	-96,50
POLAND	9.267	49.677	436,06	169.191	2.466.736	1.357,96
ROMANIA	9.461	0	-100,00	259.604	0	-100,00
KAZAKHSTAN	25	9	-64,00	500	687	37,40
UKRAINE	1.332	13	-99,02	24.372	110	-99,55
MALTA	152	0	-100,00	18.916	0	-100,00
SLOVAKIA	87.392	420	-99,52	1.500.000	10.450	-99,30
CZECH REPUBLIC	113.468	88	-99,92	2.129.155	1.513	-99,93
RUSSIA FEDERATION	2.574	2.878	11,81	35.388	114.349	223,13
-KENDARAAN BERMOTOR RODA 2 D	3.294.243	5.789.385	75,74	17.420.332	48.601.886	179,00
JAPAN	138.001	71.465	-48,21	1.563.507	824.016	-47,30
HONG KONG	85	0	-100,00	835	0	-100,00
KOREA, REPUBLIC OF	2.994	389	-87,01	32.175	5.500	-82,91
TAIWAN	456	15.267	3.248,03	2.500	106.048	4.141,92
CHINA	5.760	0	-100,00	11.990	0	-100,00
PAPUA NEW GUINEA	0	444	-	0	425	-
THAILAND	4.885	10.604	117,07	59.682	123.199	106,43
SINGAPORE	0	10.617	-	0	129.586	-
PHILIPPINES	832.180	4.524.832	443,73	6.752.208	37.259.463	451,81
MALAYSIA	1.023.854	60.266	-94,11	1.617.985	1.353.583	-16,34
CAMBODIA	100	0	-100,00	2.500	0	-100,00
BRUNEI DARUSSALAM	1.307	1.808	38,33	13.644	19.022	39,42
VIET NAM	245.100	3.996	-98,37	486.632	27.566	-94,34
MALDIVES	17.278	8.133	-52,93	148.374	50.691	-65,84
INDIA	5.154	20.459	296,95	20.521	164.478	701,51
PAKISTAN	0	6.466	-	0	49.905	-
UNITED ARAB EMIRATES	203	0	-100,00	1.604	0	-100,00
BAHRAIN	70	0	-100,00	738	0	-100,00
MOROCCO	0	5.758	-	0	45.696	-
ALGERIA	0	5.500	-	0	42.700	-
TANZANIA, UNITED REPUBLIC OF	0	1.429	-	0	674	-
REUNION	0	199	-	0	1.669	-
TOGO	0	12.000	-	0	28.080	-
ANGOLA	36.000	0	-100,00	230.100	0	-100,00
BURKINA FASO	0	17.280	-	0	122.400	-
GAMBIA	1.344	0	-100,00	944	0	-100,00
DJIBOUTI	9.904	0	-100,00	55.240	0	-100,00
VIRGIN ISLANDS (BRITISH)	2.400	0	-100,00	20.360	0	-100,00
AUSTRALIA	98.727	21.442	-78,28	879.634	61.933	-92,96
NEW ZEALAND	1.183	16.061	1.257,65	2.947	152.505	5.074,92
COOK ISLANDS	0	640	-	0	1.000	-
EAST TIMOR	0	184.588	-	0	2.231.512	-
UNITED STATES	7.854	5.209	-33,68	19.367	34.434	77,80
CANADA	7.849	5.036	-35,84	30.707	10.046	-67,28
MEXICO	53.811	29.920	-44,40	464.386	312.094	-32,79
GUATEMALA	2.880	0	-100,00	19.200	0	-100,00
HONDURAS	0	130	-	0	1.463	-
CHILE	20.160	0	-100,00	168.264	0	-100,00
ARGENTINA	100	0	-100,00	650	0	-100,00
BRAZIL	4.434	330	-92,56	26.046	2.814	-89,20
COLOMBIA	623.874	337.952	-45,83	3.859.294	1.935.322	-49,85
BOLIVIA	0	23.562	-	0	264.600	-
DOMINICAN REPUBLIC	68.400	0	-100,00	441.548	0	-100,00
BERMUDA	12.000	18.478	53,98	99.456	183.384	84,39
UNITED KINGDOM	10.097	7.362	-27,09	21.592	39.460	82,75
NETHERLANDS	4.756	10.288	116,32	12.406	31.053	150,31
FRANCE	7.726	8.749	13,24	42.010	41.860	-0,36
GERMANY, FED. REP. OF	640	12.424	1.841,25	3.682	11.340	207,98

TABEL 5. PERKEMBANGAN EKSPOR INDONESIA MENURUT KOMODITI DAN NEGARA TUJUAN

JENIS BARANG	BERAT BERSIH (KG)		PERUB	NILAI FOB (US \$)		PERUB
	JAN-AGT 2007	JAN-AGT 2008	%	JAN-AGT 2007	JAN-AGT 2008	%
	(1)	(2)	(3)	(4)	(5)	(6)
AUSTRIA	0	280	-	0	839	-
BELGIUM	9.498	22.353	135,34	20.326	54.035	165,84
SWITZERLAND	600	270	-55,00	3.926	1.988	-49,36
NORWAY	0	400	-	0	2.000	-
SWEDEN	0	5.803	-	0	22.034	-
FINLAND	4.163	573	-86,24	14.444	6.127	-57,58
ITALY	25.245	258.213	922,83	248.275	2.802.579	1.028,82
SPAIN	2.250	10.880	383,56	8.033	21.429	166,76
GREECE	921	8.493	822,15	12.600	8.717	-30,82
CZECH REPUBLIC	0	23.037	-	0	12.617	-
-KENDARAAN BERMOTOR RODA 4 D	87.071.749	131.163.046	50,64	529.721.430	910.576.922	71,90
JAPAN	566.218	12.809.248	2.162,25	4.983.554	98.396.932	1.874,43
HONG KONG	3.600	28.060	679,44	46.000	289.230	528,76
KOREA, REPUBLIC OF	1.919	0	-100,00	28.980	0	-100,00
TAIWAN	530.147	1.566.431	195,47	2.274.137	8.940.629	293,14
CHINA	32.610	0	-100,00	93.258	0	-100,00
PAPUA NEW GUINEA	97.471	9.050	-90,72	52.101	56.452	8,35
THAILAND	5.963.609	11.015.280	84,71	29.163.674	65.804.479	125,64
SINGAPORE	3.318.920	1.889.969	-43,05	7.499.594	5.430.396	-27,59
PHILIPPINES	9.783.295	8.520.902	-12,90	50.603.393	52.916.961	4,57
MALAYSIA	10.819.899	17.032.353	57,42	54.446.475	132.734.171	143,79
MYANMAR (FORM. BURMA)	45.000	2.293.688	4.997,08	221.856	8.043.748	3.525,66
CAMBODIA	0	14.730	-	0	92.958	-
BRUNEI DARUSSALAM	1.344.626	1.130.585	-15,92	7.861.284	7.400.827	-5,86
NEPAL	11.771	22.020	87,07	53.674	120.695	124,87
VIET NAM	3.768.862	4.782.326	26,89	19.994.507	26.975.455	34,91
MALDIVES	69	0	-100,00	262	0	-100,00
INDIA	75	376	401,33	788	17.110	2.071,32
PAKISTAN	256.000	509.506	99,03	1.889.780	2.958.018	56,53
BANGLADESH	114.669	159.065	38,72	661.570	935.173	41,36
SRI LANKA	202.799	218.730	7,86	1.215.820	1.106.034	-9,03
SAUDI ARABIA	14.512.729	26.978.842	85,90	111.743.845	185.580.877	66,08
KUWAIT	971.198	793.528	-18,29	8.232.298	6.259.313	-23,97
JORDAN	52.521	163.073	210,49	307.062	1.073.497	249,60
LEBANON	848.811	1.370.809	61,50	7.177.818	8.836.241	23,10
YEMEN	249.356	454.033	82,08	1.252.388	2.157.693	72,29
OMAN	3.357.303	5.061.357	50,76	30.376.733	46.129.367	51,86
SYRIA ARAB REPUBLIC	399.628	369.625	-7,51	2.374.079	2.420.815	1,97
UNITED ARAB EMIRATES	7.784.821	7.325.709	-5,90	73.362.129	78.289.164	6,72
QATAR	568.006	506.382	-10,85	5.091.464	4.315.352	-15,24
BAHRAIN	330.447	569.889	72,46	3.024.569	5.047.998	66,90
EGYPT	1.132.587	2.181.416	92,60	6.392.032	12.924.120	102,19
LIBYAN ARAB JAMAHIRIYA	83.619	43.296	-48,22	515.460	297.189	-42,34
MOROCCO	11.600	259.129	2.133,87	52.564	1.429.800	2.620,11
ALGERIA	17.949	34.015	89,51	104.095	301.401	189,54
SUDAN	29.000	275.047	848,44	177.936	3.258.124	1.731,07
TANZANIA, UNITED REPUBLIC OF	0	1.113.498	-	0	2.818.622	-
MADAGASCAR	0	59.320	-	0	322.823	-
KENYA	6.000	50.484	741,40	20.020	269.514	1.246,22
MOZAMBIQUE	3.389	123.214	3.535,70	17.848	597.521	3.247,83
GHANA	11.929	83.982	604,02	72.726	450.610	519,60
ANGOLA	52.847	346.370	555,42	296.823	1.992.412	571,25
CONGO	44.957	0	-100,00	256.001	0	-100,00
NIGERIA	67.346	1.103.801	1.539,00	561.959	6.164.961	997,05
GABON	0	60.963	-	0	536.953	-
SEYCHELLES	7.289	4.020	-44,85	45.858	30.162	-34,23
SOUTH AFRICA	12.815.866	7.400.041	-42,26	62.195.891	36.365.563	-41,53
MAURITIUS	5.516	44.033	698,28	51.000	243.064	376,60
RWANDA	1.270	0	-100,00	8.764	0	-100,00
AUSTRALIA	1.377.184	1.555.449	12,94	5.451.439	19.384.204	255,58
NEW ZEALAND	95.120	188.000	97,65	551.723	1.223.200	121,71
SAINT VINCENT AND THE GRENADIN	16.568	15.289	-7,72	82.200	86.534	5,27
VANUATU	19.976	26.385	32,08	105.654	120.862	14,39
AMERICAN SAMOA	3.610	0	-100,00	30.886	0	-100,00
FIJI	19.060	20.675	8,47	98.288	138.211	40,62
MARSHALL ISLANDS	1.225	3.455	182,04	7.284	20.167	176,87
SOLOMON ISLANDS	2.845	20.888	634,20	27.831	77.084	176,97
EAST TIMOR	0	195.166	-	0	1.590.075	-
UNITED STATES	13.001	120.591	827,55	36.609	872.485	2.283,25
CANADA	0	2.000	-	0	7.000	-
MEXICO	867.814	4.051.783	366,90	4.658.356	22.746.691	388,30
GUATEMALA	118.598	49.372	-58,37	602.084	304.806	-49,37
HONDURAS	76.237	31.911	-58,14	412.483	171.681	-58,38
NICARAGUA	109.200	100.540	-7,93	547.550	646.151	18,01
PANAMA	367.149	184.368	-49,78	1.927.968	1.021.106	-47,04
SURINAME	2.938	9.670	229,14	9.000	33.800	275,56
CHILE	1.566.895	2.186.772	39,56	7.482.648	12.456.321	66,47

TABEL 5. PERKEMBANGAN EKSPOR INDONESIA MENURUT KOMODITI DAN NEGARA TUJUAN

JENIS BARANG	BERAT BERSIH (KG)		PERUB	NILAI FOB (US \$)		PERUB
	JAN-AGT 2007	JAN-AGT 2008	%	JAN-AGT 2007	JAN-AGT 2008	%
(1)	(2)	(3)	(4)	(5)	(6)	(7)
VENEZUELA	366.467	1.846.602	403,89	3.016.508	15.380.521	409,88
ARGENTINA	0	187	-	0	1.396	-
BRAZIL	1.120	0	-100,00	14.588	0	-100,00
PARAGUAY	0	16.380	-	0	146.515	-
PERU	0	86.177	-	0	764.347	-
GUYANA	2.320	5.195	123,92	11.709	32.706	179,32
TRINIDAD AND TOBAGO	3.480	122.002	3.405,80	16.941	789.288	4.559,04
BAHAMAS	0	19.667	-	0	114.066	-
JAMAICA	25.957	64.758	149,48	152.466	429.863	181,94
PUERTO RICO	248.165	93.282	-62,41	1.385.825	557.012	-59,81
DOMINICAN REPUBLIC	48.050	254.092	428,81	260.378	2.343.278	799,95
EL SALVADOR	0	38.317	-	0	312.929	-
COSTA RICA	174.022	161.236	-7,35	891.992	849.097	-4,81
HAITI	5.929	31.199	426,21	29.595	265.036	795,54
BARBADOS	139.791	115.081	-17,68	806.041	697.325	-13,49
ANTIGUA AND BARBUDA	21.099	0	-100,00	96.549	0	-100,00
ANGUILLA	1.160	0	-100,00	4.919	0	-100,00
ARUBA	7.070	25.850	265,63	35.563	140.712	295,67
BERMUDA	43.739	22.288	-49,04	282.453	132.719	-53,01
DOMINICA	214.646	40.264	-81,24	1.139.639	245.069	-78,50
FRENCH POLYNESIA	52.816	125.026	136,72	243.627	556.946	128,61
GRENADA	21.901	9.214	-57,93	118.216	59.016	-50,08
NETHERLANDS ANTILLES	24.117	31.276	29,68	127.442	153.280	20,27
SAINT LUCIA	49.732	54.581	9,75	298.342	341.937	14,61
SAINT KITTS AND NEVIS	7.310	28.835	294,46	45.213	173.222	283,12
UNITED KINGDOM	359.161	26.814	-92,53	2.554.066	106.099	-95,85
NETHERLANDS	6.576	0	-100,00	6.700	0	-100,00
FRANCE	70.999	3.571	-94,97	50.028	49.802	-0,45
GERMANY, FED. REP. OF	1.507	177.439	11.674,32	34.910	3.590.193	10.184,14
BELGIUM	2.500	144.979	5.699,16	1.553	810.608	52.096,27
SWEDEN	0	29.132	-	0	138.864	-
IRELAND	259.040	0	-100,00	1.220.000	0	-100,00
ITALY	4.710	39.280	733,97	26.095	155.274	495,03
DEMOCRATIC REPUBLIC OF THE CO	23.402	9.813	-58,07	16.000	7.000	-56,25
-SUKU CADANG MESIN	78.169.910	86.611.333	10,80	618.795.892	756.771.880	22,30
JAPAN	22.459.962	25.472.780	13,41	45.416.123	60.649.407	33,54
HONG KONG	297.498	40.021	-86,55	2.005.586	1.897.769	-5,38
KOREA, REPUBLIC OF	4.542.926	6.169.978	35,82	4.932.754	8.097.589	64,16
TAIWAN	155.575	219.337	40,98	494.919	623.463	25,97
CHINA	1.485.135	2.415.333	62,63	5.449.991	9.134.240	67,60
MONGOLIA	19.473	13.786	-29,20	69.444	50.447	-27,36
MACAU	546	0	-100,00	31.736	0	-100,00
PAPUA NEW GUINEA	16.230	154.450	851,63	96.961	881.729	809,36
THAILAND	15.081.120	17.283.732	14,61	25.411.196	31.622.377	24,44
SINGAPORE	13.306.226	14.550.764	9,35	424.638.398	506.231.259	19,21
PHILIPPINES	369.023	387.454	4,99	2.483.864	9.888.504	298,11
MALAYSIA	3.393.989	3.709.113	9,28	22.987.361	27.819.246	21,02
MYANMAR (FORM. BURMA)	0	1	-	0	11	-
CAMBODIA	0	8.129	-	0	13.454	-
BRUNEI DARUSSALAM	63.609	10.475	-83,53	997.279	134.601	-86,50
LAO PEOPLE'S DEMOCRATIC REPUB	117	34.821	29.661,54	3.917	119.048	2.939,26
VIET NAM	258.464	892.560	245,33	1.461.735	5.630.302	285,18
INDIA	2.018.064	1.809.700	-10,32	5.282.293	4.742.166	-10,23
PAKISTAN	3.481	4.856	39,50	35.218	35.879	1,88
BANGLADESH	0	4.200	-	0	537.600	-
SRI LANKA	22	47	113,64	2.761	8.753	217,02
IRAN (ISLAMIC REPUBLIC OF)	157.401	52.022	-66,95	412.452	380.585	-7,73
SAUDI ARABIA	58.864	304.413	417,15	337.216	946.244	180,60
ISRAEL	0	120	-	0	20.618	-
KUWAIT	820	200	-75,61	4.427	3.509	-20,74
JORDAN	635.184	0	-100,00	704.620	0	-100,00
YEMEN	245	0	-100,00	1.350	0	-100,00
OMAN	81.332	77.525	-4,68	333.461	298.562	-10,47
SYRIA ARAB REPUBLIC	40.698	15.710	-61,40	342.695	101.994	-70,24
TURKEY	0	5.151	-	0	46.665	-
UNITED ARAB EMIRATES	97.493	920.753	844,43	1.617.910	4.520.190	179,38
QATAR	15.439	389	-97,48	353.050	47.359	-86,59
BAHRAIN	120	0	-100,00	412	0	-100,00
EGYPT	855	4.119	381,75	72.575	225.661	210,93
LIBYAN ARAB JAMAHIRIYA	13.212	13.117	-0,72	76.762	90.527	17,93
MOROCCO	251	0	-100,00	3.171	0	-100,00
TUNISIA	410	0	-100,00	3.779	0	-100,00
ALGERIA	24.420	256	-98,95	68.531	7.462	-89,11
SUDAN	41.691	61.810	48,26	461.658	296.074	-35,87
MADAGASCAR	1.750	0	-100,00	24.209	0	-100,00
KENYA	49	0	-100,00	49	0	-100,00
GUINEA	0	312	-	0	90.025	-

TABEL 5. PERKEMBANGAN EKSPOR INDONESIA MENURUT KOMODITI DAN NEGARA TUJUAN

JENIS BARANG	BERAT BERSIH (KG)		PERUB	NILAI FOB (US \$)		PERUB
	JAN-AGT 2007	JAN-AGT 2008	%	JAN-AGT 2007	JAN-AGT 2008	%
(1)	(2)	(3)	(4)	(5)	(6)	(7)
ANGOLA	22.597	490	-97,83	351.122	10.223	-97,09
NIGERIA	150.970	11.041	-92,69	2.033.489	175.485	-91,37
UGANDA	192	0	-100,00	192	0	-100,00
SWAZILAND	28	0	-100,00	38.232	0	-100,00
SOUTH AFRICA	79.076	221.254	179,80	263.037	883.670	235,95
ZAMBIA	12.641	18.000	42,39	1.025.183	702.247	-31,50
AUSTRALIA	822.572	944.947	14,88	4.982.017	7.287.580	46,28
NEW ZEALAND	16.421	20.267	23,42	126.332	142.092	12,48
MARSHALL ISLANDS	0	35	-	0	2.000	-
EAST TIMOR	0	2.556	-	0	18.514	-
UNITED STATES	3.209.595	2.843.760	-11,40	26.144.929	25.186.778	-3,66
CANADA	230.839	483.254	109,35	490.290	1.297.959	164,73
MEXICO	6.444	41.973	551,35	2.283.658	1.355.885	-40,63
PANAMA	0	186	-	0	9.641	-
CHILE	47.167	247.132	423,95	175.476	873.614	397,85
VENEZUELA	9	372	4.033,33	6.511	28.761	341,73
ARGENTINA	359	29.209	8.036,21	21.658	165.380	663,60
BRAZIL	1.731.264	2.802.706	61,89	4.891.838	10.109.042	106,65
COLOMBIA	0	55	-	0	9.969	-
ECUADOR	0	327	-	0	5.831	-
PERU	154	347	125,32	13.627	27.410	101,14
PUERTO RICO	889	3	-99,66	101.098	150	-99,85
UNITED KINGDOM	5.948.503	2.704.957	-54,53	12.030.200	18.885.588	56,98
NETHERLANDS	376.170	325.761	-13,40	7.682.095	6.461.115	-15,89
FRANCE	72.046	93.337	29,55	4.354.512	1.968.083	-54,80
GERMANY, FED. REP. OF	430.092	465.395	8,21	3.160.117	2.663.540	-15,71
AUSTRIA	180	0	-100,00	4.328	0	-100,00
BELGIUM	324.957	621.468	91,25	1.006.816	2.526.969	150,99
SWITZERLAND	220	306	39,09	36.650	20.691	-43,54
NORWAY	0	1.942	-	0	153.999	-
SWEDEN	282	914	224,11	18.943	45.100	138,08
FINLAND	106	12	-88,68	25.350	6.970	-72,50
IRELAND	41.894	16.559	-60,47	746.498	234.772	-68,55
ITALY	129	71.369	55.224,81	3.146	244.953	7.686,17
SPAIN	0	64	-	0	3.460	-
PORTUGAL	0	3	-	0	217	-
GREECE	2	37	1.750,00	159	14.012	8.712,58
HUNGARY	1.856	63	-96,61	120.638	1.768	-98,53
AZERBAIJAN	0	17	-	0	1.834	-
KAZAKHSTAN	336	81	-75,89	23.236	2.598	-88,82
UKRAINE	0	65	-	0	2.145	-
LATVIA	0	8	-	0	1.280	-
MALTA	21	0	-100,00	73	0	-100,00
SLOVAKIA	52	0	-100,00	1.568	0	-100,00
CZECH REPUBLIC	74	299	304,05	5.961	3.531	-40,76
RUSSIA FEDERATION	79	3.328	4.112,66	7.050	43.705	519,93
-SUKU CADANG KENDARAAN	105.845.887	132.129.181	24,83	743.280.801	908.194.797	22,19
JAPAN	28.610.191	32.040.138	11,99	177.309.749	187.644.806	5,83
HONG KONG	47.854	79.164	65,43	529.330	878.393	65,94
KOREA, REPUBLIC OF	389.124	156.483	-59,79	1.559.967	1.304.546	-16,37
TAIWAN	2.910.025	2.334.003	-19,79	26.432.200	21.348.072	-19,23
CHINA	3.410.361	2.553.311	-25,13	38.725.848	22.188.298	-42,70
PAPUA NEW GUINEA	1.307	17.980	1.275,67	8.598	112.323	1.206,39
THAILAND	13.970.558	17.289.191	23,75	107.623.669	154.700.959	43,74
SINGAPORE	13.396.150	18.368.098	37,11	82.276.207	111.301.377	35,28
PHILIPPINES	4.638.613	8.064.518	73,86	28.207.905	45.400.261	60,95
MALAYSIA	6.188.216	14.961.622	141,78	39.326.193	89.369.959	127,25
MYANMAR (FORM. BURMA)	0	1.486	-	0	10.747	-
CAMBODIA	0	3.210	-	0	21.801	-
BRUNEI DARUSSALAM	17.115	6.332	-63,00	96.446	50.937	-47,19
LAO PEOPLE'S DEMOCRATIC REPUB	0	4.903	-	0	42.565	-
NEPAL	0	184	-	0	1.014	-
VIET NAM	3.559.803	5.425.313	52,40	22.913.325	36.901.433	61,05
MALDIVES	1.700	639	-62,41	3.659	820	-77,59
INDIA	1.497.157	1.581.558	5,64	12.418.010	13.239.243	6,61
PAKISTAN	1.275.545	1.718.789	34,75	6.105.128	7.566.782	23,94
BANGLADESH	179.739	199.005	10,72	315.618	437.427	38,59
SRI LANKA	103.742	114.710	10,57	358.066	318.661	-11,00
IRAN (ISLAMIC REPUBLIC OF)	338.355	899.953	165,98	860.742	2.750.082	219,50
SAUDI ARABIA	92.088	128.594	39,64	665.029	1.025.026	54,13
ISRAEL	0	40.515	-	0	233.636	-
KUWAIT	17.498	47.953	174,05	55.224	158.478	186,97
JORDAN	34.097	43.781	28,40	147.396	142.663	-3,21
LEBANON	38.377	32.380	-15,63	228.217	141.131	-38,16
YEMEN	54.973	21.567	-60,77	162.481	139.668	-14,04
OMAN	28.811	158.741	450,97	36.556	251.742	588,65
SYRIA ARAB REPUBLIC	28.334	13.844	-51,14	74.275	50.056	-32,61

TABEL 5. PERKEMBANGAN EKSPOR INDONESIA MENURUT KOMODITI DAN NEGARA TUJUAN

JENIS BARANG	BERAT BERSIH (KG)		PERUB	NILAI FOB (US \$)		PERUB
	JAN-AGT 2007	JAN-AGT 2008	%	JAN-AGT 2007	JAN-AGT 2008	%
(1)	(2)	(3)	(4)	(5)	(6)	(7)
TURKEY	374.441	1.365.804	264,76	1.630.257	15.175.119	830,84
UNITED ARAB EMIRATES	816.871	1.089.846	33,42	1.250.799	2.028.307	62,16
QATAR	20.338	6.573	-67,68	62.850	65.887	4,83
BAHRAIN	1.395	1.326	-4,95	15.029	17.696	17,75
CYPRUS	6.717	12.933	92,54	88.556	133.235	50,45
EGYPT	488.021	495.799	1,59	2.018.459	2.156.979	6,86
LIBYAN ARAB JAMAHIRIYA	1.732	18.024	940,65	13.725	47.695	247,50
MOROCCO	17.844	17.375	-2,63	48.090	48.444	0,74
TUNISIA	86.752	56.264	-35,14	167.195	120.953	-27,66
NAMIBIA	1	0	-100,00	2	0	-100,00
KENYA	10.398	3.427	-67,04	35.398	39.057	10,34
GHANA	333	4.296	1.190,09	4.868	32.138	560,19
GUINEA	5	0	-100,00	68	0	-100,00
ANGOLA	428	3.912	814,02	4.905	50.729	934,23
CONGO	0	57	-	0	561	-
CAMEROON	131	295	125,19	1.033	2.678	159,24
NIGERIA	26.158	20.167	-22,90	4.289	55.538	1.194,89
SENEGAL	1	0	-100,00	2	0	-100,00
MAURITANIA	18.244	19.649	7,70	40.620	40.300	-0,79
BENIN	566	0	-100,00	500	0	-100,00
GAMBIA	525	0	-100,00	1.000	0	-100,00
U.S. VIRGIN ISLANDS	0	23	-	0	769	-
SEYCHELLES	0	41	-	0	198	-
DJIBOUTI	4.800	0	-100,00	13.186	0	-100,00
SOUTH AFRICA	1.161.930	1.916.904	64,98	12.454.878	17.581.876	41,16
ZIMBABWE	0	4.292	-	0	6.000	-
MAURITIUS	0	12	-	0	30	-
RWANDA	0	1.787	-	0	12.500	-
VIRGIN ISLANDS (BRITISH)	350	0	-100,00	3.846	0	-100,00
AUSTRALIA	527.029	588.366	11,64	4.238.190	5.677.945	33,97
NEW ZEALAND	42.708	6.565	-84,63	261.460	81.079	-68,99
SAINT VINCENT AND THE GRENADIN	0	2.358	-	0	13.003	-
VANUATU	1	0	-100,00	17	0	-100,00
FIJI	4.976	2.234	-55,10	19.431	13.268	-31,72
MARSHALL ISLANDS	55	0	-100,00	819	0	-100,00
SOLOMON ISLANDS	16	0	-100,00	332	0	-100,00
EAST TIMOR	2.021	157.118	7.674,27	21.958	220.116	902,44
UNITED STATES	8.465.671	5.561.039	-34,31	78.157.459	44.816.872	-42,66
CANADA	182.896	127.568	-30,25	781.444	905.677	15,90
MEXICO	66.262	244.518	269,02	753.466	3.354.978	345,27
GUATEMALA	2.268	2.677	18,03	19.856	22.712	14,38
HONDURAS	38.227	77.428	102,55	88.938	259.617	191,91
NICARAGUA	1.631	3.002	84,06	15.553	29.605	90,35
PANAMA	30.503	288	-99,06	166.506	4.346	-97,39
SURINAME	161	0	-100,00	502	0	-100,00
CHILE	23.012	45.067	95,84	128.450	202.751	57,84
VENEZUELA	33.347	24.446	-26,69	219.842	211.118	-3,97
ARGENTINA	787.022	579.179	-26,41	4.920.586	4.120.501	-16,26
BRAZIL	1.909.405	2.917.177	52,78	22.754.247	38.240.095	68,06
COLOMBIA	49.893	77.040	54,41	82.268	175.606	113,46
PERU	62.587	101.813	62,67	124.735	193.222	54,91
TRINIDAD AND TOBAGO	793	3.550	347,67	10.329	28.610	176,99
BAHAMAS	90	287	218,89	711	4.229	494,80
JAMAICA	368	364	-1,09	5.042	4.285	-15,01
PUERTO RICO	19.625	32.781	67,04	197.787	228.065	15,31
BELIZE	0	3	-	0	36	-
DOMINICAN REPUBLIC	9.910	17.160	73,16	55.406	66.643	20,28
EL SALVADOR	9.540	1.736	-81,80	42.702	12.764	-70,11
COSTA RICA	8.271	2.481	-70,00	74.419	22.890	-69,24
HAITI	89	40	-55,06	2.116	510	-75,90
BARBADOS	3.760	4.042	7,50	43.291	30.960	-28,48
ANTIGUA AND BARBUDA	288	489	69,79	2.791	5.804	107,95
ARUBA	422	327	-22,51	5.480	3.179	-41,99
BERMUDA	205	870	324,39	2.197	10.028	356,44
CAYMAN ISLANDS	48	14	-70,83	826	201	-75,67
DOMINICA	352	574	63,07	6.236	8.968	43,81
FRENCH POLYNESIA	104	0	-100,00	1.354	0	-100,00
GRENADA	524	692	32,06	5.048	4.893	-3,07
NETHERLANDS ANTILLES	2.521	369	-85,36	26.566	3.368	-87,32
SAINT LUCIA	858	0	-100,00	9.657	0	-100,00
UNITED KINGDOM	2.463.442	3.240.929	31,56	30.782.301	40.735.125	32,33
NETHERLANDS	1.332.060	1.435.956	7,80	5.758.312	6.251.756	8,57
FRANCE	27.517	159	-99,42	193.167	2.338	-98,79
GERMANY, FED. REP. OF	1.486.871	1.180.350	-20,62	7.391.967	6.629.587	-10,31
AUSTRIA	1.800	18.946	952,56	14.039	97.173	592,16
BELGIUM	166.458	97.371	-41,50	1.198.731	773.956	-35,44
SWITZERLAND	1.444	10.094	599,03	12.790	54.151	323,39
DENMARK	144.728	79.451	-45,10	712.920	440.495	-38,21

TABEL 5. PERKEMBANGAN EKSPOR INDONESIA MENURUT KOMODITI DAN NEGARA TUJUAN

JENIS BARANG	BERAT BERSIH (KG)		PERUB	NILAI FOB (US \$)		PERUB
	JAN-AGT 2007	JAN-AGT 2008	%	JAN-AGT 2007	JAN-AGT 2008	%
	(1)	(2)	(3)	(4)	(5)	(6)
NORWAY	300.182	168.526	-43,86	1.478.787	932.679	-36,93
SWEDEN	880.723	576.253	-34,57	4.551.458	3.018.646	-33,68
FINLAND	359.211	408.447	13,71	2.081.831	2.136.936	2,65
IRELAND	21	10.931	51.952,38	200	57.523	28.661,50
ITALY	1.013.731	879.251	-13,27	4.159.561	3.258.719	-21,66
SPAIN	174.566	287.778	64,85	1.317.716	1.941.474	47,34
PORTUGAL	104.302	109.661	5,14	382.347	344.201	-9,98
GREECE	227.634	137.484	-39,60	1.150.891	849.133	-26,22
DEMOCRATIC REPUBLIC OF THE CO	32	19.933	62.190,63	76	37.274	48.944,74
HUNGARY	659.084	1.075.364	63,16	3.100.297	4.494.556	44,97
POLAND	240.009	280.140	16,72	772.168	880.505	14,03
ROMANIA	0	281	-	0	20.126	-
BULGARIA	14.217	69.739	390,53	30.810	182.161	491,24
UKRAINE	0	1.622	-	0	16.579	-
LITHUANIA	20.368	2.432	-88,06	103.529	8.121	-92,16
ESTONIA	0	11.810	-	0	74.060	-
MALTA	7.150	9.849	37,75	60.647	69.860	15,19
SLOVAKIA	22.878	8.096	-64,61	61.229	22.779	-62,80
RUSSIA FEDERATION	42.286	77.895	84,21	417.617	537.345	28,67
-UBI KAYU OLAHAN	45.658.390	50.626.563	10,88	5.158.951	9.181.505	77,97
JAPAN	130.000	634	-99,51	86.598	188	-99,78
HONG KONG	23.969	1.614	-93,27	6.660	866	-87,00
KOREA, REPUBLIC OF	6.050.058	3.721.796	-38,48	719.982	800.186	11,14
TAIWAN	25.968	1.566.856	5.933,80	6.613	309.022	4.572,95
CHINA	39.121.789	44.980.278	14,98	3.944.981	7.528.555	90,84
SINGAPORE	37.330	48.001	28,59	11.739	24.892	112,05
PHILIPPINES	946	9.286	881,61	2.205	7.961	261,04
MALAYSIA	162.380	133.411	-17,84	81.806	65.940	-19,39
BRUNEI DARUSSALAM	0	6.586	-	0	20.668	-
SAUDI ARABIA	0	1.495	-	0	2.098	-
AUSTRALIA	445	621	39,55	655	1.383	111,15
VANUATU	0	200	-	0	432	-
UNITED STATES	30.622	44.538	45,44	100.654	146.400	45,45
UNITED KINGDOM	68.366	103.871	51,93	183.329	260.456	42,07
NETHERLANDS	6.517	5.060	-22,36	13.729	9.268	-32,49
BELGIUM	0	2.316	-	0	3.190	-
-INDUSTRI LAINNYA	3.892.238.344	2.559.225.434	-34,25	2.973.891.499	3.852.321.425	29,54
JAPAN	100.654.956	93.486.524	-7,12	370.502.837	355.839.960	-3,96
HONG KONG	9.881.301	11.482.768	16,21	27.790.627	37.786.940	35,97
KOREA, DEMOCRATIC PEOPLE'S REI	1.601	175	-89,07	287	2.277	693,38
KOREA, REPUBLIC OF	73.063.411	111.663.454	52,83	79.740.663	121.813.043	52,76
TAIWAN	52.824.734	70.968.653	34,35	44.117.641	51.933.378	17,72
CHINA	2.805.421.950	1.011.548.639	-63,94	186.377.990	152.607.770	-18,12
MONGOLIA	161.547	282.307	74,75	250.252	760.675	203,96
MACAU	341.760	3.936.913	1.051,95	225.334	658.432	192,20
PAPUA NEW GUINEA	3.367.709	3.219.802	-4,39	4.299.084	5.701.667	32,63
THAILAND	50.439.865	69.983.079	38,75	182.693.372	218.376.242	19,53
SINGAPORE	145.842.895	120.725.483	-17,22	508.988.217	575.492.510	13,07
PHILIPPINES	22.335.561	33.403.550	49,55	57.355.162	77.693.066	35,46
MALAYSIA	98.014.469	130.867.642	33,52	189.968.989	205.276.054	8,06
MYANMAR (FORM. BURMA)	2.626.625	5.222.445	98,83	2.575.613	4.654.831	80,73
CAMBODIA	734.792	1.008.875	37,30	1.693.061	2.888.414	70,60
BRUNEI DARUSSALAM	447.287	2.684.243	500,12	928.575	3.454.049	271,97
LAO PEOPLE'S DEMOCRATIC REPUB	434.112	193.597	-55,40	1.814.045	747.705	-58,78
NEPAL	395.496	186.827	-52,76	698.622	327.165	-53,17
VIET NAM	29.595.086	37.467.698	26,60	48.265.366	99.909.681	107,00
MALDIVES	1.736.349	3.098.801	78,47	1.255.508	2.446.106	94,83
INDIA	43.326.601	41.559.711	-4,08	73.355.733	71.328.881	-2,76
PAKISTAN	12.146.316	12.990.328	6,95	9.967.230	11.215.930	12,53
BANGLADESH	10.416.738	14.088.064	35,24	15.206.207	14.465.054	-4,87
SRI LANKA	5.959.402	5.963.980	0,08	12.155.739	16.400.495	34,92
AFGHANISTAN	100.703	920	-99,09	353.463	8.204	-97,68
IRAQ	1.937	15.554.072	802.898,04	4.670	76.269.123	1.633.071,80
IRAN (ISLAMIC REPUBLIC OF)	3.440.846	2.354.225	-31,58	2.729.776	3.528.028	29,24
SAUDI ARABIA	17.998.578	22.447.441	24,72	23.965.394	26.847.325	12,03
ISRAEL	0	438.857	-	0	1.002.174	-
KUWAIT	3.209.320	2.037.980	-36,50	2.140.187	2.283.533	6,70
JORDAN	322.368	1.215.754	277,13	1.481.761	3.542.185	139,05
LEBANON	684.935	672.939	-1,75	1.136.025	1.242.635	9,38
YEMEN	190.273	280.068	47,19	979.270	1.178.109	20,30
OMAN	1.151.776	268.360	-76,70	5.963.198	1.510.942	-74,66
SYRIA ARAB REPUBLIC	180.768	472.663	161,47	763.402	1.425.219	86,69
TURKEY	4.309.093	6.099.913	41,56	5.349.705	10.075.555	88,34
UNITED ARAB EMIRATES	27.391.438	33.499.160	22,30	36.867.517	38.698.967	4,97
QATAR	2.177.397	3.085.896	41,72	1.938.406	2.060.037	6,27
BAHRAIN	5.761.194	8.533.072	48,11	1.296.348	3.881.905	199,45
CYPRUS	97.528	171.793	76,15	220.777	398.014	80,28
EGYPT	2.920.851	2.316.935	-20,68	2.511.772	3.900.324	55,28
LIBYAN ARAB JAMAHIRIYA	627.454	658.684	4,98	2.754.762	2.444.920	-11,25

TABEL 5. PERKEMBANGAN EKSPOR INDONESIA MENURUT KOMODITI DAN NEGARA TUJUAN

JENIS BARANG	BERAT BERSIH (KG)		PERUB	NILAI FOB (US \$)		PERUB
	JAN-AGT 2007	JAN-AGT 2008	%	JAN-AGT 2007	JAN-AGT 2008	%
	(1)	(2)	(3)	(4)	(5)	(6)
MOROCCO	43.505	178.529	310,36	341.452	629.263	84,29
TUNISIA	32.023	1.358.703	4.142,90	133.392	3.932.179	2.847,84
ALGERIA	4.682.964	2.754.955	-41,17	12.832.871	10.603.033	-17,38
SUDAN	260.096	468.966	80,30	604.014	3.053.199	405,48
ERITREA	157	36.900	23.403,18	2.160	38.950	1.703,24
LESOTHO	47.800	0	-100,00	2.820	0	-100,00
NAMIBIA	156.279	70.553	-54,85	69.523	22.811	-67,19
ETHIOPIA	17.875	3.084	-82,75	6.466	15.379	137,84
TANZANIA, UNITED REPUBLIC OF	338.475	478.306	41,31	930.951	1.919.033	106,14
MADAGASCAR	262.615	402.869	53,41	194.525	904.671	365,07
SOMALIA	3.496	3.600	2,97	11.977	73.800	516,18
KENYA	2.875.592	3.147.381	9,45	2.597.824	4.785.107	84,20
REUNION	320.064	248.652	-22,31	398.369	271.179	-31,93
MOZAMBIQUE	186.835	1.092.917	484,96	293.992	2.108.208	617,10
EQUATORIAL GUINEA	14.897	7.220	-51,53	37.168	8.075	-78,27
TOGO	224.061	255.594	14,07	488.591	576.056	17,90
GHANA	5.033.163	7.236.335	43,77	7.506.649	9.978.012	32,92
LIBERIA	11.151	2.229	-80,01	29.223	4.834	-83,46
GUINEA	730.654	632.250	-13,47	869.481	1.222.018	40,55
ANGOLA	178.413	1.006.910	464,37	380.757	1.196.495	214,24
CONGO	112.824	142.103	25,95	270.072	358.506	32,74
CAMEROON	406.616	262.618	-35,41	905.750	1.092.601	20,63
NIGERIA	6.307.784	9.402.859	49,07	11.091.219	15.804.886	42,50
SIERRA LEONE	124.317	38.825	-68,77	385.940	75.804	-80,36
GABON	178.746	85.714	-52,05	739.191	511.983	-30,74
COTE D'IVOIRE	165.372	642.140	288,30	757.360	3.057.648	303,72
SENEGAL	66.131	629.927	852,54	135.467	1.247.003	820,52
MAURITANIA	9.288	2.198	-76,34	6.375	20.764	225,71
MALI	8.528	3.012	-64,68	28.836	11.975	-58,47
BENIN	531.794	527.643	-0,78	788.682	919.159	16,54
BURKINA FASO	43.593	26.257	-39,77	216.130	182.264	-15,67
GAMBIA	23.427	18.958	-19,08	107.261	67.653	-36,93
U.S. VIRGIN ISLANDS	636	21.129	3.222,17	5.317	11.375	113,94
SEYCHELLES	58.242	220.092	277,89	101.380	204.542	101,76
UGANDA	10.979	271.684	2.374,58	47.412	1.250.144	2.536,77
NIGER	11.413	36.985	224,06	41.844	152.876	265,35
CHAD	0	10.075	-	0	48.136	-
DJIBOUTI	175.952	211.038	19,94	105.235	145.045	37,83
SAO TOME AND PRINCIPE	7.918	25.939	227,60	11.028	34.751	215,12
SWAZILAND	74.520	46.699	-37,33	405.951	246.382	-39,31
SOUTH AFRICA	12.579.387	8.668.825	-31,09	8.951.008	13.985.519	56,25
ZIMBABWE	760	3.023	297,76	6.750	19.008	181,60
ZAMBIA	0	23.940	-	0	92.516	-
MALAWI	169.856	112.217	-33,93	145.974	152.530	4,49
COMOROS	14.238	11.984	-15,83	26.374	55.480	110,36
MAURITIUS	244.121	382.660	56,75	278.450	492.749	76,96
RWANDA	0	40.010	-	0	247.679	-
VIRGIN ISLANDS (BRITISH)	9.749	3.072	-68,49	47.024	4.078	-91,33
AUSTRALIA	43.423.416	41.658.702	-4,06	101.269.361	101.857.580	0,58
NEW ZEALAND	4.375.994	7.110.302	62,48	8.525.773	14.583.150	71,05
MICRONESIA, FEDERATED STATES (15.578	60.785	290,20	12.954	81.599	529,91
GUAM	22.515	68.960	206,28	24.959	156.063	525,28
PALAU	24.613	315	-98,72	22.901	833	-96,36
NEW CALEDONIA	326.806	266.010	-18,60	628.950	478.591	-23,91
NORTHERN MARIANA ISLANDS	10.416	0	-100,00	3.540	0	-100,00
SAINT VINCENT AND THE GRENADIN	9.475	17.422	83,87	18.984	16.121	-15,08
VANUATU	205.061	41.533	-79,75	138.823	63.479	-54,27
WALLIS AND FUTUNA ISLANDS	2.516	8.736	247,22	5.968	14.436	141,89
AMERICAN SAMOA	27.114	15.779	-41,80	175.694	21.529	-87,75
COOK ISLANDS	79.004	12.565	-84,10	62.179	72.153	16,04
FIJI	1.307.499	1.074.471	-17,82	629.310	729.049	15,85
KIRIBATI	78.592	4.918	-93,74	80.955	7.576	-90,64
MARSHALL ISLANDS	67.392	11.441	-83,02	19.019	12.775	-32,83
SAMOA	60.282	43.921	-27,14	51.701	45.174	-12,62
SOLOMON ISLANDS	809.411	84.890	-89,51	1.211.027	158.099	-86,95
TONGA	59.670	283.267	374,72	98.159	287.530	192,92
TUVALU	636	12.179	1.814,94	535	25.161	4.602,99
CHRISTMAS ISLANDS	17	0	-100,00	180	0	-100,00
TOKELAU	3.508	0	-100,00	25.509	0	-100,00
EAST TIMOR	6.092	6.326.988	103.757,32	28.445	6.241.166	21.841,17
UNITED STATES	81.153.669	319.965.789	294,27	336.826.258	686.413.233	103,79
CANADA	8.576.722	10.773.748	25,62	29.154.787	34.051.927	16,80
MEXICO	1.995.090	1.375.256	-31,07	11.269.463	11.747.838	4,24
GUATEMALA	36.332	5.413	-85,10	141.594	46.565	-67,11
HONDURAS	63.123	38.428	-39,12	29.060	86.331	197,08
NICARAGUA	1.728	1.221	-29,34	1.296	2.340	80,56
PANAMA	126.678	204.968	61,80	1.075.628	1.375.428	27,87
CUBA	7.282	180.800	2.382,83	97.976	151.128	54,25
SURINAME	60.570	40.216	-33,60	179.240	249.524	39,21
CHILE	569.798	3.490.085	512,51	3.954.337	9.850.599	149,11
VENEZUELA	7.381.077	2.734.468	-62,95	2.256.129	1.742.466	-22,77
ARGENTINA	1.586.424	2.364.020	49,02	12.435.869	17.528.371	40,95

TABEL 5. PERKEMBANGAN EKSPOR INDONESIA MENURUT KOMODITI DAN NEGARA TUJUAN

JENIS BARANG	BERAT BERSIH (KG)		PERUB	NILAI FOB (US \$)		PERUB
	JAN-AGT 2007	JAN-AGT 2008	%	JAN-AGT 2007	JAN-AGT 2008	%
	(1)	(2)	(3)	(4)	(5)	(6)
BRAZIL	815.015	3.282.971	302,81	6.337.172	10.843.683	71,11
COLOMBIA	397.172	6.504.205	1.537,63	1.336.892	6.929.942	418,36
BOLIVIA	9.590	35.293.747	367.926,56	30.495	38.859.849	127.330,23
URUGUAY	17.247	12.193	-29,30	56.343	54.321	-3,59
PARAGUAY	68.271	65.136	-4,59	196.633	261.637	33,06
ECUADOR	538.446	883.309	64,05	1.435.394	1.983.938	38,22
PERU	702.607	1.580.752	124,98	2.424.825	1.387.074	-42,80
GUYANA	110.545	37.444	-66,13	276.429	100.977	-63,47
TRINIDAD AND TOBAGO	118.534	68.256	-42,42	482.324	309.174	-35,90
BAHAMAS	10.721	108.487	911,91	52.266	126.015	141,10
JAMAICA	35.944	3.349	-90,68	35.989	5.713	-84,13
PUERTO RICO	364.501	87.382	-76,03	235.250	98.360	-58,19
BELIZE	40	4.546	11.265,00	343	22.545	6.472,89
DOMINICAN REPUBLIC	245.331	144.106	-41,26	520.885	627.213	20,41
EL SALVADOR	145.670	54.993	-62,25	749.128	278.254	-62,86
COSTA RICA	359.643	780.098	116,91	1.155.944	920.171	-20,40
HAITI	186.632	78.220	-58,09	259.503	90.280	-65,21
BARBADOS	193.297	207.550	7,37	155.815	238.164	52,85
ANTIGUA AND BARBUDA	1.755	1.632	-7,01	7.860	10.846	37,99
ANGUILLA	4.364	0	-100,00	9.938	0	-100,00
ARUBA	676	5.004	640,24	2.267	10.438	360,43
BERMUDA	3.805	1.949	-48,78	9.429	9.325	-1,10
CAPE VERDE	14.440	0	-100,00	15.200	0	-100,00
CAYMAN ISLANDS	62.356	43.915	-29,57	22.897	13.597	-40,62
DOMINICA	12.305	10.415	-15,36	42.514	51.273	20,60
FALKLAND ISLANDS (MALVINAS)	232	0	-100,00	303	0	-100,00
FRENCH GUIANA	1.560	6.021	285,96	3.063	10.229	233,95
FRENCH POLYNESIA	634.045	374.260	-40,97	583.388	464.701	-20,34
GREENLAND	3.699	3.564	-3,65	32.238	39.322	21,97
GRENADA	30.643	15.804	-48,43	44.093	10.790	-75,53
MARTINIQUE	33.016	10.667	-67,69	48.052	34.015	-29,21
NETHERLANDS ANTILLES	159.587	124.208	-22,17	175.484	149.598	-14,75
SAINT LUCIA	0	379	-	0	3.629	-
TURKS AND CAICOS ISLANDS	98.178	43.658	-55,53	3.441	20.605	498,81
GADELOUPE	200.447	54.186	-72,97	196.941	112.578	-42,84
SAINT KITTS AND NEVIS	275	6.019	2.088,73	5.786	22.466	288,28
UNITED KINGDOM	7.789.858	6.373.966	-18,18	47.160.496	49.875.208	5,76
NETHERLANDS	31.635.294	80.814.435	155,46	163.958.887	238.368.275	45,38
FRANCE	10.244.272	8.954.198	-12,59	22.256.481	21.849.127	-1,83
GERMANY, FED. REP. OF	14.445.428	18.013.868	24,70	69.777.817	86.575.886	24,07
AUSTRIA	774.243	682.816	-11,81	4.792.528	4.638.848	-3,21
BELGIUM	10.603.884	14.762.505	39,22	42.817.539	66.736.889	55,86
SWITZERLAND	540.788	357.946	-33,81	2.359.745	2.621.716	11,10
LUXEMBOURG	784	853	8,80	32.645	82.461	152,60
MONACO	22.701	289	-98,73	207.378	3.113	-98,50
DENMARK	1.523.913	1.512.244	-0,77	7.080.377	6.538.541	-7,65
NORWAY	20.789.969	13.939.004	-32,95	4.112.738	3.993.687	-2,89
SWEDEN	1.043.445	1.707.427	63,63	6.440.002	7.118.913	10,54
FINLAND	4.115.023	2.029.122	-50,69	36.293.888	22.831.259	-37,09
IRELAND	78.938	84.782	7,40	696.451	1.370.555	96,79
ITALY	8.771.980	11.318.918	29,03	37.140.464	39.794.511	7,15
SPAIN	3.252.090	10.698.942	228,99	7.592.834	15.230.653	100,59
PORTUGAL	295.538	377.518	27,74	1.298.961	2.195.384	69,01
ICELAND	317.513	22.527	-92,91	116.151	14.808	-87,25
GREECE	32.722.338	2.860.004	-91,26	5.795.353	6.803.683	17,40
VATICAN CITY STATE (HOLY SEE)	6.712	0	-100,00	4.200	0	-100,00
ANDORRA	5.590	4.771	-14,65	2.339	45.167	1.831,04
LIECHTENSTEIN	0	670	-	0	638	-
DEMOCRATIC REPUBLIC OF THE CO	486.074	136.695	-71,88	1.008.613	469.473	-53,45
HUNGARY	202.788	328.623	62,05	1.039.533	1.557.868	49,86
POLAND	1.569.063	1.794.824	14,39	7.998.400	9.628.047	20,37
ROMANIA	263.825	111.007	-57,92	1.081.687	709.304	-34,43
BULGARIA	29.943	136.536	355,99	132.298	437.103	230,39
YUGOSLAVIA	4.683	5.016	7,11	7.540	16.313	116,35
ALBANIA	0	337	-	0	507	-
ARMENIA	8.416	1.127	-86,61	41.615	3.365	-91,91
AZERBAIJAN	8.580	12.084	40,84	93.179	116.444	24,97
BELARUS	2.681	5.658	111,04	52.031	32.621	-37,30
KAZAKHSTAN	153.714	76.498	-50,23	300.660	456.450	51,82
KYRGYZSTAN	0	12.902	-	0	72.542	-
MOLDOVA, REPUBLIC OF	0	5.985	-	0	20.344	-
TURKMENISTAN	0	5.072	-	0	17.788	-
UKRAINE	2.111.368	432.075	-79,54	1.444.578	1.727.055	19,55
UZBEKISTAN	28.251	0	-100,00	119.232	0	-100,00
LITHUANIA	16.033	77.086	380,80	194.124	281.977	45,26
LATVIA	90.805	121.269	33,55	762.833	937.265	22,87
ESTONIA	622.835	717.364	15,18	205.525	464.225	125,87
GEORGIA	36.440	1.168.937	3.107,84	23.895	1.838.155	7.592,63
CROATIA	681.355	137.004	-79,89	354.869	539.184	51,94
BOSNIA AND HERZEGOVINA	6	233	3.783,33	101	1.104	993,07
MALTA	84.952	75.611	-11,00	262.190	173.528	-33,82
SLOVAKIA	50.804	56.919	12,04	2.186.246	947.066	-56,68

TABEL 5. PERKEMBANGAN EKSPOR INDONESIA MENURUT KOMODITI DAN NEGARA TUJUAN

JENIS BARANG	BERAT BERSIH (KG)		PERUB	NILAI FOB (US \$)		PERUB
	JAN-AGT 2007	JAN-AGT 2008	%	JAN-AGT 2007	JAN-AGT 2008	%
(1)	(2)	(3)	(4)	(5)	(6)	(7)
SLOVENIA	184.068	39.250	-78,68	275.085	202.668	-26,33
CZECH REPUBLIC	168.451	176.395	4,72	499.882	1.023.448	104,74
SOUTH GEORGIA AND THE SOUTH S	0	3.041	-	0	2.599	-
RUSSIA FEDERATION	904.891	3.495.191	286,26	4.448.200	7.844.242	76,35
BIJI TEMBAGA	1.293.463.195	978.160.106	-24,38	3.324.248.644	2.252.484.931	-32,24
JAPAN	435.896.427	424.395.431	-2,64	1.097.358.659	984.386.359	-10,29
KOREA, REPUBLIC OF	192.273.906	196.479.967	2,19	441.043.777	424.875.092	-3,67
CHINA	34.347.070	11.453.645	-66,65	86.866.276	27.621.151	-68,20
SINGAPORE	0	42.590	-	0	10.440	-
PHILIPPINES	107.517.987	90.485.425	-15,84	259.041.900	216.350.207	-16,48
MALAYSIA	0	100.000	-	0	12.840	-
INDIA	171.914.122	49.545.774	-71,18	488.537.772	124.141.280	-74,59
GERMANY, FED. REP. OF	44.386.825	0	-100,00	78.367.390	0	-100,00
SWITZERLAND	12.175.559	0	-100,00	27.408.766	0	-100,00
SPAIN	294.951.299	205.657.274	-30,27	845.624.104	475.087.562	-43,82
BIJI NIKEL	6.217.387.483	9.002.589.477	44,80	444.695.251	453.913.337	2,07
JAPAN	1.401.937.005	1.321.102.296	-5,77	144.244.840	133.656.139	-7,34
HONG KONG	0	20.000	-	0	600	-
KOREA, REPUBLIC OF	52.500.000	0	-100,00	5.481.493	0	-100,00
CHINA	3.530.566.426	5.909.981.296	67,39	190.302.965	211.521.971	11,15
SINGAPORE	0	4	-	0	7	-
MALAYSIA	0	50.000.000	-	0	875.000	-
CAMEROON	38.150.000	0	-100,00	1.669.062	0	-100,00
AUSTRALIA	160.015.000	401.831.207	151,12	15.560.887	14.357.618	-7,73
UNITED STATES	0	6.000	-	0	400	-
CURACAO	35.826.000	0	-100,00	1.522.605	0	-100,00
UNITED KINGDOM	173.473.000	12.450.000	-92,82	12.511.376	694.087	-94,45
FRANCE	0	25.450	-	0	1.664	-
BELGIUM	0	22.324	-	0	24.643	-
SWITZERLAND	0	243.086.000	-	0	16.795.667	-
GREECE	339.920.000	242.934.900	-28,53	34.137.059	18.852.283	-44,77
VATICAN CITY STATE (HOLY SEE)	66.500.000	0	-100,00	7.107.759	0	-100,00
POLAND	52	0	-100,00	20	0	-100,00
UKRAINE	418.500.000	821.130.000	96,21	32.157.185	57.133.258	77,67
BAUKSIT	8.719.062.214	10.795.109.529	23,81	79.380.246	123.564.622	55,66
JAPAN	481.526.000	276.289.180	-42,62	6.740.930	5.043.613	-25,18
KOREA, REPUBLIC OF	166.214	42.175	-74,63	9.911	2.404	-75,74
TAIWAN	34.500.000	34.900.000	1,16	276.000	383.900	39,09
CHINA	8.162.465.000	10.483.878.174	28,44	71.966.355	118.134.705	64,15
THAILAND	8.500.000	0	-100,00	68.000	0	-100,00
SINGAPORE	31.905.000	0	-100,00	319.050	0	-100,00
BIJI TIMAH/TIN	228.920	552.345	141,28	28.297	621	-97,81
CHINA	100.000	0	-100,00	27.000	0	-100,00
SINGAPORE	0	2	-	0	30	-
MALAYSIA	128.895	552.342	328,52	1.289	589	-54,31
PAKISTAN	0	1	-	0	2	-
GERMANY, FED. REP. OF	25	0	-100,00	8	0	-100,00
BATU BARA	126.879.184.942	138.085.396.219	8,83	4.265.215.436	6.476.892.380	51,85
JAPAN	23.341.931.436	25.149.660.767	7,74	858.744.047	1.289.831.590	50,20
HONG KONG	7.937.908.364	7.490.267.416	-5,64	244.252.192	291.015.653	19,15
KOREA, REPUBLIC OF	17.793.309.322	18.692.826.762	5,06	591.836.602	846.667.576	43,06
TAIWAN	15.831.350.341	17.020.201.979	7,51	559.876.459	937.479.703	67,44
CHINA	10.291.265.338	10.630.167.000	3,29	325.578.667	462.244.594	41,98
PAPUA NEW GUINEA	22.346	0	-100,00	35.003	0	-100,00
THAILAND	7.343.636.871	9.693.115.115	31,99	215.751.219	379.557.478	75,92
SINGAPORE	18.522.421	106.280.858	473,80	469.461	8.032.894	1.611,09
PHILIPPINES	3.558.827.250	4.164.639.062	17,02	123.853.741	233.232.358	88,31
MALAYSIA	5.787.732.295	6.966.444.597	20,37	186.302.310	303.095.208	62,69
CAMBODIA	38.183.140	39.185.895	2,63	1.639.610	2.117.569	29,15
VIET NAM	357.438.395	392.896.063	9,92	10.680.645	18.031.672	68,83
INDIA	15.538.537.368	17.307.680.074	11,39	482.987.977	697.261.732	44,36
PAKISTAN	1.112.825.891	2.516.100.073	126,10	47.364.893	147.169.260	210,71
SRI LANKA	62.945.000	118.644.041	88,49	2.703.745	6.811.601	151,93
ISRAEL	0	138.411.000	-	0	5.364.987	-
YEMEN	0	68.418.430	-	0	3.557.758	-
SYRIA ARAB REPUBLIC	69.715.000	0	-100,00	1.812.590	0	-100,00
TURKEY	60.272.000	0	-100,00	1.868.432	0	-100,00
UNITED ARAB EMIRATES	0	66.983.010	-	0	4.956.768	-
SIERRA LEONE	137.981.000	0	-100,00	3.809.368	0	-100,00
SOUTH AFRICA	500.000	0	-100,00	225.000	0	-100,00
AUSTRALIA	31.161	1.513	-95,14	977	98	-89,97
NEW ZEALAND	508.741.000	301.130.000	-40,81	14.027.348	9.599.411	-31,57
AMERICAN SAMOA	0	71.859.000	-	0	2.196.011	-
UNITED STATES	3.702.362.832	2.535.777.614	-31,51	99.700.863	85.354.667	-14,39
MEXICO	0	64.854.000	-	0	3.502.116	-
CHILE	1.180.881.923	214.469.000	-81,84	39.652.379	7.356.286	-81,45
BRAZIL	73.933.000	0	-100,00	2.518.897	0	-100,00

TABEL 5. PERKEMBANGAN EKSPOR INDONESIA MENURUT KOMODITI DAN NEGARA TUJUAN

JENIS BARANG	BERAT BERSIH (KG)		PERUB	NILAI FOB (US \$)		PERUB
	JAN-AGT 2007	JAN-AGT 2008	%	JAN-AGT 2007	JAN-AGT 2008	%
(1)	(2)	(3)	(4)	(5)	(6)	(7)
COSTA RICA	62.224.000	128.104.000	105,88	1.810.096	7.947.799	339,08
UNITED KINGDOM	764.598.475	1.392.694.000	82,15	21.348.111	49.543.803	132,08
NETHERLANDS	454.176.593	1.708.922.651	276,27	18.084.249	86.911.567	380,59
FRANCE	72.045.000	0	-100,00	2.698.805	0	-100,00
GERMANY, FED. REP. OF	167.092	30.127.014	17.930,20	17.819	1.030.718	5.684,38
BELGIUM	223.691.000	218.224.085	-2,44	7.608.032	9.234.007	21,37
SWITZERLAND	2.257.173.793	2.466.121.000	9,26	76.879.720	99.192.319	29,02
IRELAND	464.354.005	173.573.200	-62,62	16.188.625	10.913.504	-32,59
ITALY	4.178.694.460	4.032.332.000	-3,50	187.074.573	329.192.478	75,97
SPAIN	2.598.710.547	2.807.665.000	8,04	79.220.441	90.127.610	13,77
PORTUGAL	69.453.283	0	-100,00	2.401.000	0	-100,00
GREECE	114.390.000	0	-100,00	3.385.943	0	-100,00
CROATIA	324.915.000	494.012.000	52,04	13.850.761	18.253.330	31,79
SLOVENIA	545.738.000	762.296.000	39,68	18.954.836	25.498.399	34,52
REP. OF MACEDONIA	0	121.312.000	-	0	4.609.856	-
GRANIT	1.906.846.474	3.849.068.269	101,86	16.084.907	35.150.518	118,53
JAPAN	2.557	0	-100,00	1.957	0	-100,00
TAIWAN	165.310	4.000	-97,58	12.968	5	-99,96
CHINA	31.225	0	-100,00	4.163	0	-100,00
THAILAND	28.378	0	-100,00	7.850	0	-100,00
SINGAPORE	1.906.562.927	3.848.967.936	101,88	16.032.675	35.124.007	119,08
PHILIPPINES	0	1.098	-	0	2.923	-
MALAYSIA	19.500	68.752	252,57	1.290	5.852	353,64
CYPRUS	65	0	-100,00	29	0	-100,00
AUSTRALIA	4.438	182	-95,90	2.441	800	-67,23
GUAM	9.619	0	-100,00	5.809	0	-100,00
UNITED STATES	17.845	3.107	-82,59	10.894	396	-96,36
CANADA	0	14.995	-	0	11.575	-
COSTA RICA	284	0	-100,00	433	0	-100,00
FRENCH POLYNESIA	959	0	-100,00	1.167	0	-100,00
NETHERLANDS ANTILLES	2.604	0	-100,00	2.833	0	-100,00
FRANCE	0	1.325	-	0	1.092	-
GERMANY, FED. REP. OF	0	6.711	-	0	3.369	-
SWEDEN	0	163	-	0	499	-
SPAIN	161	0	-100,00	83	0	-100,00
PORTUGAL	602	0	-100,00	315	0	-100,00
PASIR ALAM	401.116.353	34.409	-99,99	4.681.155	61.493	-98,69
JAPAN	4.379	0	-100,00	2.578	0	-100,00
HONG KONG	282.423	0	-100,00	113.012	0	-100,00
KOREA, REPUBLIC OF	20.000	0	-100,00	16.000	0	-100,00
CHINA	9.091.251	125	-100,00	3.787.203	192	-99,99
THAILAND	3.000.000	8.162	-99,73	30.000	3.216	-89,28
SINGAPORE	388.718.000	20.486	-99,99	732.282	4.229	-99,42
MALAYSIA	0	1	-	0	2.000	-
INDIA	0	1	-	0	500	-
AUSTRALIA	300	0	-100,00	80	0	-100,00
UNITED KINGDOM	0	34	-	0	200	-
GERMANY, FED. REP. OF	0	5.600	-	0	51.156	-
HASIL TAMBANG LAIN	4.883.705.170	7.995.141.052	63,71	153.080.553	211.403.107	38,10
JAPAN	50.556.647	23.392.425	-53,73	6.300.714	1.862.916	-70,43
HONG KONG	2.674.189	1.614.565	-39,62	770.300	562.256	-27,01
KOREA, REPUBLIC OF	8.028.971	74.930.139	833,25	1.168.787	3.146.640	169,22
TAIWAN	21.008.564	12.329.255	-41,31	1.723.683	2.308.835	33,95
CHINA	3.389.411.348	5.177.570.461	52,76	112.595.069	156.803.053	39,26
MONGOLIA	21.000	0	-100,00	3.992	0	-100,00
PAPUA NEW GUINEA	6.626	0	-100,00	7.127	0	-100,00
THAILAND	4.230.915	3.702.063	-12,50	446.387	377.423	-15,45
SINGAPORE	1.010.358.966	1.998.771.617	97,83	9.468.656	20.955.095	121,31
PHILIPPINES	1.738.785	933.787	-46,30	338.208	120.462	-64,38
MALAYSIA	21.952.350	49.816.610	126,93	6.314.028	3.064.680	-51,46
MYANMAR (FORM. BURMA)	92.600	162.000	74,95	5.840	10.584	81,23
CAMBODIA	4.767.590	3.842.459	-19,40	264.244	268.497	1,61
BRUNEI DARUSSALAM	0	55.952	-	0	45.425	-
VIET NAM	5.530.530	9.924.650	79,45	419.985	894.737	113,04
MALDIVES	34.600	170.385	392,44	10.133	131.093	1.193,72
INDIA	74.722.350	24.198.832	-67,62	4.544.340	4.063.685	-10,58
PAKISTAN	125.003	43.236	-65,41	7.102	5.846	-17,69
BANGLADESH	21.814.231	27.218.010	24,77	900.320	910.768	1,16
SRI LANKA	115.440	218.390	89,18	8.223	30.051	265,45
IRAN (ISLAMIC REPUBLIC OF)	42	160.000	380.852,38	1.080	32.000	2.862,96
SAUDI ARABIA	17.100	18.899	10,52	4.927	7.256	47,27
KUWAIT	0	18.402	-	0	5.857	-
JORDAN	0	40.047	-	0	7.573	-
LEBANON	0	218	-	0	770	-
TURKEY	24.000	0	-100,00	350	0	-100,00
UNITED ARAB EMIRATES	111.152.846	227.889.496	105,02	1.798.127	3.529.598	96,29
QATAR	0	102.500	-	0	7.257	-
BAHRAIN	18.240	3.623	-80,14	10.680	2.299	-78,47
CYPRUS	5.240	0	-100,00	2.496	0	-100,00

TABEL 5. PERKEMBANGAN EKSPOR INDONESIA MENURUT KOMODITI DAN NEGARA TUJUAN

JENIS BARANG	BERAT BERSIH (KG)		PERUB %	NILAI FOB (US \$)		PERUB %
	JAN-AGT 2007	JAN-AGT 2008		JAN-AGT 2007	JAN-AGT 2008	
(1)	(2)	(3)	(4)	(5)	(6)	(7)
EGYPT	89.376	0	-100,00	7.532	0	-100,00
LIBYAN ARAB JAMAHIRIYA	0	2.480	-	0	13.095	-
LESOTHO	20.000	0	-100,00	1.180	0	-100,00
MADAGASCAR	26.250	0	-100,00	814	0	-100,00
KENYA	187.873	115.000	-38,79	43.008	24.725	-42,51
REUNION	9.786	408	-95,83	7.147	333	-95,34
LIBERIA	0	3.003	-	0	4.485	-
NIGERIA	160.000	0	-100,00	45.232	0	-100,00
DJIBOUTI	0	273.000	-	0	37.674	-
SOUTH AFRICA	258.450	973.524	276,68	10.380	784.850	7.461,18
MAURITIUS	32.461	441.044	1.258,69	13.162	177.274	1.246,86
AUSTRALIA	6.778.705	11.687.637	72,42	813.888	1.557.135	91,32
NEW ZEALAND	24.183	21.488	-11,14	5.909	3.987	-32,53
GUAM	39.536	0	-100,00	13.555	0	-100,00
NEW CALEDONIA	10.441	17.040	63,20	9.662	20.701	114,25
SAINT VINCENT AND THE GRENADIN	0	10.771	-	0	3.687	-
VANUATU	33.877	0	-100,00	9.533	0	-100,00
COOK ISLANDS	153	0	-100,00	147	0	-100,00
FIJI	1.120.423	80	-99,99	82.214	392	-99,52
SOLOMON ISLANDS	0	77	-	0	206	-
EAST TIMOR	0	341.000	-	0	201.244	-
UNITED STATES	967.241	214.359	-77,84	515.481	110.452	-78,57
CANADA	7.998	4.998	-37,51	14.787	4.559	-69,17
MEXICO	4.142	0	-100,00	2.527	0	-100,00
PANAMA	0	1.653	-	0	3.106	-
CHILE	0	2.150	-	0	13.681	-
ARGENTINA	8.125	0	-100,00	2.470	0	-100,00
BRAZIL	129.111	35.374	-72,60	52.996	20.992	-60,39
COLOMBIA	195	0	-100,00	290	0	-100,00
DOMINICAN REPUBLIC	0	49	-	0	422	-
COSTA RICA	10.476	8.948	-14,59	10.850	2.848	-73,75
ANGUILLA	1.552	0	-100,00	1.879	0	-100,00
FRENCH GUIANA	304	0	-100,00	705	0	-100,00
FRENCH POLYNESIA	77.314	3.937	-94,91	24.082	3.392	-85,91
MARTINIQUE	140	0	-100,00	217	0	-100,00
NETHERLANDS ANTILLES	23.932	0	-100,00	14.440	0	-100,00
TURKS AND CAICOS ISLANDS	38.625	0	-100,00	4.337	0	-100,00
GUADELOUPE	10.344	0	-100,00	10.450	0	-100,00
UNITED KINGDOM	81.023	94.687	16,86	69.758	20.387	-70,77
NETHERLANDS	115.391	166.858	44,60	100.821	74.289	-26,32
FRANCE	263.514	25.014	-90,51	209.448	24.949	-88,09
GERMANY, FED. REP. OF	148.809	89.953	-39,55	99.829	292.441	192,94
AUSTRIA	25.442	278	-98,91	20.341	397	-98,05
BELGIUM	30.175	1.798	-94,04	1.030.650	2.238.217	117,17
SWITZERLAND	144.161.066	342.928.866	137,88	2.453.115	6.407.584	161,20
DENMARK	1.562	0	-100,00	5	0	-100,00
NORWAY	0	40.845	-	0	20.650	-
SWEDEN	14.793	1.083	-92,68	4.948	3.309	-33,12
FINLAND	728	0	-100,00	1.026	0	-100,00
IRELAND	7.163	45.597	536,56	5.152	29.212	467,00
ITALY	175.881	338.821	92,64	98.965	88.656	-10,42
SPAIN	132.058	4.883	-96,30	115.790	7.110	-93,86
PORTUGAL	1.791	0	-100,00	1.653	0	-100,00
GREECE	63	3.181	4.949,21	189	2.019	968,25
HUNGARY	8.438	0	-100,00	13.486	0	-100,00
POLAND	6.566	4.756	-27,57	5.528	3.971	-28,17
ROMANIA	23.351	0	-100,00	9.873	0	-100,00
LITHUANIA	0	7.236	-	0	2.700	-
CROATIA	22.000	0	-100,00	1.488	0	-100,00
MALTA	1.592	0	-100,00	2.960	0	-100,00
SLOVENIA	4.578	0	-100,00	1.856	0	-100,00
RUSSIA FEDERATION	0	101.155	-	0	43.320	-
BARANG-BARANG SENI	2.082.983	1.748.985	-16,03	6.081.746	6.863.220	12,85
JAPAN	101.591	92.725	-8,73	310.995	541.006	73,96
HONG KONG	16.572	7.541	-54,50	349.695	83.877	-76,01
KOREA, REPUBLIC OF	26.772	13.767	-48,58	35.322	142.965	304,75
TAIWAN	83.086	25.131	-69,75	141.313	458.448	224,42
CHINA	2.771	7.459	169,18	7.489	32.241	330,51
MACAU	0	6.377	-	0	42.511	-
PAPUA NEW GUINEA	891	0	-100,00	3.756	0	-100,00
THAILAND	7.606	3.831	-49,63	25.460	9.104	-64,24
SINGAPORE	63.305	97.172	53,50	408.534	1.030.864	152,33
PHILIPPINES	3.778	2.073	-45,13	9.805	13.671	39,43
MALAYSIA	52.441	43.343	-17,35	107.946	154.366	43,00
CAMBODIA	39.499	248	-99,37	78.750	332	-99,58
BRUNEI DARUSSALAM	2.052	936	-54,39	781	7.090	807,81
VIET NAM	123	65	-47,15	91	65	-28,57
MALDIVES	5.822	455	-92,18	37.370	1.396	-96,26
INDIA	1.250	9.280	642,40	4.607	22.532	389,08
SRI LANKA	2.744	951	-65,34	798	831	4,14
IRAN (ISLAMIC REPUBLIC OF)	7.138	5.662	-20,68	16.561	13.630	-17,70

TABEL 5. PERKEMBANGAN EKSPOR INDONESIA MENURUT KOMODITI DAN NEGARA TUJUAN

JENIS BARANG	BERAT BERSIH (KG)		PERUB	NILAI FOB (US \$)		PERUB
	JAN-AGT 2007	JAN-AGT 2008	%	JAN-AGT 2007	JAN-AGT 2008	%
(1)	(2)	(3)	(4)	(5)	(6)	(7)
SAUDI ARABIA	5.925	51.713	772,79	5.470	43.092	687,79
ISRAEL	0	530	-	0	1.393	-
KUWAIT	182	4.935	2.611,54	2.467	29.764	1.106,49
JORDAN	5.405	0	-100,00	4.551	0	-100,00
LEBANON	469	420	-10,45	987	488	-50,56
YEMEN	0	156	-	0	257	-
OMAN	347	0	-100,00	161	0	-100,00
SYRIA ARAB REPUBLIC	0	140	-	0	900	-
TURKEY	134.455	129.672	-3,56	187.316	190.681	1,80
UNITED ARAB EMIRATES	19.335	9.074	-53,07	69.835	46.625	-33,24
QATAR	0	16	-	0	22	-
BAHRAIN	561	472	-15,86	3.481	1.353	-61,13
CYPRUS	1.910	21.347	1.017,64	9.851	7.743	-21,40
EGYPT	419	1.124	168,26	426	10.507	2.366,43
LIBYAN ARAB JAMAHIRIYA	642	0	-100,00	1.215	0	-100,00
MOROCCO	671	791	17,88	9.934	771	-92,24
TUNISIA	0	20.000	-	0	10.000	-
SUDAN	0	10.125	-	0	24.920	-
NAMIBIA	0	11	-	0	100	-
TANZANIA, UNITED REPUBLIC OF	0	172	-	0	117	-
MADAGASCAR	3.004	239	-92,04	2.315	1.126	-51,36
KENYA	1.106	107	-90,33	810	53	-93,46
REUNION	6.840	6.866	0,38	6.884	13.155	91,10
MOZAMBIQUE	170	36	-78,82	63	92	46,03
TOGO	16	0	-100,00	15	0	-100,00
GABON	0	275	-	0	1.401	-
COTE D'IVOIRE	112	261	133,04	117	409	249,57
SENEGAL	31.294	22.316	-28,69	28.742	20.000	-30,42
SEYCHELLES	0	245	-	0	477	-
SOUTH AFRICA	17.123	21.243	24,06	29.029	25.914	-10,73
MAURITIUS	2.052	10.860	429,24	31.767	31.370	-1,25
VIRGIN ISLANDS (BRITISH)	1	1.301	130.000,00	25	1.194	4.676,00
AUSTRALIA	194.176	152.919	-21,25	439.481	338.347	-23,01
NEW ZEALAND	25.132	26.202	4,26	28.035	39.679	41,53
GUAM	595	1.076	80,84	2.491	2.328	-6,54
PALAU	0	87	-	0	147	-
NEW CALEDONIA	10.065	10.950	8,79	21.821	21.776	-0,21
NORTHERN MARIANA ISLANDS	180	0	-100,00	1.004	0	-100,00
VANUATU	398	2.604	554,27	608	2.089	243,59
WALLIS AND FUTUNA ISLANDS	0	580	-	0	2.030	-
COOK ISLANDS	235	0	-100,00	742	0	-100,00
FIJI	754	1.597	111,80	981	1.931	96,84
SAMOA	0	737	-	0	1.476	-
SOLOMON ISLANDS	0	3.115	-	0	8.307	-
TONGA	0	554	-	0	590	-
EAST TIMOR	0	525	-	0	700	-
UNITED STATES	166.019	136.195	-17,96	609.574	519.132	-14,84
CANADA	9.376	19.866	111,88	32.409	50.782	56,69
MEXICO	566	2.774	390,11	1.469	2.240	52,48
GUATEMALA	271	2.061	660,52	1.485	5.439	266,26
NICARAGUA	0	297	-	0	403	-
PANAMA	744	2.300	209,14	1.141	4.251	272,57
SURINAME	11.150	0	-100,00	12.144	0	-100,00
CHILE	6.756	1.806	-73,27	7.258	1.698	-76,61
VENEZUELA	39	243	523,08	47	932	1.882,98
ARGENTINA	8	939	11.637,50	6	2.369	39.383,33
BRAZIL	1.932	2.574	33,23	242.704	184.766	-23,87
COLOMBIA	905	3.625	300,55	1.354	5.480	304,73
URUGUAY	1.080	197	-81,76	1.407	293	-79,18
ECUADOR	1.708	0	-100,00	1.780	0	-100,00
TRINIDAD AND TOBAGO	0	629	-	0	1.148	-
BAHAMAS	1.494	23	-98,46	1.744	17	-99,03
JAMAICA	721	34	-95,28	165	50	-69,70
PUERTO RICO	4.323	2.102	-51,38	8.953	2.210	-75,32
DOMINICAN REPUBLIC	1.757	6.851	289,93	4.729	35.670	654,28
COSTA RICA	2.056	400	-80,54	3.576	485	-86,44
ANGUILLA	581	0	-100,00	1.447	0	-100,00
ARUBA	0	33	-	0	950	-
CAYMAN ISLANDS	0	1.043	-	0	401	-
FRENCH GUIANA	8	1.751	21.787,50	42	3.644	8.576,19
FRENCH POLYNESIA	16.917	14.128	-16,49	24.549	19.039	-22,44
GRENADA	0	133	-	0	893	-
MARTINIQUE	1.986	219	-88,97	3.032	1.089	-64,08
NETHERLANDS ANTILLES	1.569	1.451	-7,52	8.720	3.731	-57,21
GAUDELLOUPE	1.714	1.512	-11,79	3.572	3.536	-1,01
SAINT KITTS AND NEVIS	0	244	-	0	363	-
UNITED KINGDOM	28.872	20.104	-30,37	79.926	67.580	-15,45
NETHERLANDS	67.589	175.610	159,82	222.913	599.885	169,11
FRANCE	213.199	112.180	-47,38	1.132.385	420.310	-62,88
GERMANY, FED. REP. OF	168.010	42.815	-74,52	256.275	157.059	-38,71
AUSTRIA	1.630	3.765	130,98	4.090	6.799	66,23
BELGIUM	69.402	47.420	-31,67	132.792	127.615	-3,90

TABEL 5. PERKEMBANGAN EKSPOR INDONESIA MENURUT KOMODITI DAN NEGARA TUJUAN

JENIS BARANG	BERAT BERSIH (KG)		PERUB	NILAI FOB (US \$)		PERUB
	JAN-AGT 2007	JAN-AGT 2008	%	JAN-AGT 2007	JAN-AGT 2008	%
(1)	(2)	(3)	(4)	(5)	(6)	(7)
SWITZERLAND	10.889	2.612	-76,01	33.126	13.301	-59,85
LUXEMBOURG	100	0	-100,00	466	0	-100,00
MONACO	0	94	-	0	330	-
DENMARK	9.885	2.878	-70,89	34.014	3.597	-89,42
NORWAY	1.416	773	-45,41	3.593	455.497	12.577,34
SWEDEN	3.611	1.585	-56,11	7.378	9.965	35,06
FINLAND	77	524	580,52	179	1.124	527,93
IRELAND	10.878	13.912	27,89	14.001	47.835	241,65
ITALY	181.860	136.898	-24,72	326.485	351.449	7,65
SPAIN	168.571	107.619	-36,16	310.933	217.223	-30,14
PORTUGAL	3.987	12.597	215,95	8.977	21.677	141,47
GREECE	6.900	4.498	-34,81	25.486	17.391	-31,76
ANDORRA	0	15	-	0	7	-
HUNGARY	2.685	4.801	78,81	5.362	7.650	42,67
POLAND	4.762	3.200	-32,80	50.186	5.537	-88,97
ROMANIA	2.099	1.512	-27,97	1.443	14.053	873,87
BULGARIA	1.775	57	-96,79	1.391	56	-95,97
YUGOSLAVIA	13	6.417	49.261,54	16	856	5.250,00
ALBANIA	0	286	-	0	430	-
UKRAINE	302	377	24,83	321	537	67,29
LITHUANIA	0	3	-	0	2	-
ESTONIA	0	273	-	0	2.137	-
CROATIA	6.199	4.967	-19,87	13.454	11.075	-17,68
MALTA	273	897	228,57	613	2.878	369,49
SLOVAKIA	559	314	-43,83	1.455	591	-59,38
SLOVENIA	312	249	-20,19	1.078	209	-80,61
CZECH REPUBLIC	430	305	-29,07	869	2.641	203,91
SOUTH GEORGIA AND THE SOUTH S	0	312	-	0	267	-
RUSSIA FEDERATION	2.003	3.277	63,60	9.335	6.393	-31,52
BARANG KIRIMAN, POS DAN YANG D	2.250	0	-100,00	651	0	-100,00
MALAYSIA	2.250	0	-100,00	651	0	-100,00
LAINNYA	2.967	3.096	4,35	36.036	11.555	-67,93
JAPAN	8	0	-100,00	21	0	-100,00
HONG KONG	216	0	-100,00	25.289	0	-100,00
CHINA	0	2.073	-	0	7.250	-
SINGAPORE	817	910	11,38	6.512	4.300	-33,97
MALAYSIA	0	113	-	0	5	-
AUSTRALIA	426	0	-100,00	147	0	-100,00
NEW ZEALAND	50	0	-100,00	55	0	-100,00
WALLIS AND FUTUNA ISLANDS	462	0	-100,00	1.105	0	-100,00
URUGUAY	67	0	-100,00	78	0	-100,00
SPAIN	921	0	-100,00	2.829	0	-100,00
TOTAL EKSPOR	223.789.879.193	245.033.754.663	9,49	73.495.232.897	95.391.125.608	29,79