Katalog/*Catalog*: 8202027

STATISTIK PERDAGANGAN LUAR NEGERI
FOREIGN TRADE STATISTICS

IMPOR / *IMPORTS*

www.bps.go.id

2016

Jilid/*Volume*

I

BADAN PUSAT STATISTIK
BPS-Statistics Indonesia

STATISTIK PERDAGANGAN LUAR NEGERI
FOREIGN TRADE STATISTICS

IMPOR / *IMPORTS*

www.bps.go.id

2016

Jilid/*Volume*

I

STATISTIK PERDAGANGAN LUAR NEGERI 2016
FOREIGN TRADE STATISTICS 2016
IMPOR/*IMPORT*

JILID I

No. Publikasi/*Publication Number*: 06120.1706
No. ISSN: 0126-4419
Katalog /*Cataloq* : 8202027
Ukuran Buku/*Book Size*: 21 cm x 28 cm
Jumlah Halaman/*Total Pages*: xxxiv+845 Halaman/Pages

Naskah/*Manuscript*:
Subdirektorate Statistik Impor
Subdirectorate of Import Statistics

Gambar Kulit/*Cover Design*:
Subdirektorat Publikasi dan Kompilasi Statistik
Subdirektorate of Statistical Publication and Compilation

Diterbitkan oleh/*Published by*:
© Badan Pusat Statistik
© *BPS-Statistics Indonesia*

Dicetak oleh/*Printed by:*

Dilarang mengumumkan, mendistribusikan, mengomunikasikan dan/atau menggandakan sebagian atau seluruh isi buku ini untuk tujuan komersil tanpa izin tertulis dari Badan Pusat Statistik

Prohibitted to announce, distribute, communicate, and/or copy part or all of this book for commercial purposes without permission from BPS-Statistics Indonesia

http://www.bps.go.id

KATA PENGANTAR

Publikasi Statistik Impor 2016 ini merupakan lanjutan dari publikasi sebelumnya yang diterbitkan secara tahunan oleh Badan Pusat Statistik. Publikasi ini berisi data yang merupakan hasil pengolahan dokumen-dokumen tahun 2016 yang diterima sejak awal Januari 2016 sampai dengan 31 Januari 2017. Dokumen-dokumen tahun 2016 yang diterima setelah Januari 2017 akan dimasukan dalam pengolahan data tahun berikutnya.

Sejak Januari 1989 jenis barang dikelompokkan berdasarkan Harmonized System (HS), yang merupakan perluasan dari Custom Cooperation Council Nomenclature (CCCN). Disamping menggunakan HS, digunakan juga Standard International Trade Classification (SITC) Revisi 4.

Data yang disajikan dalam publikasi ini sudah mengadopsi Buku Tarif Kepabeanan Indonesia (BTKI) 2012 yang diterbitkan oleh Direktorat Jenderal Bea dan Cukai. Publikasi ini meliputi 3 (tiga) jilid buku yang mencakup:

Buku 1 berisi : Impor menurut negara asal, pelabuhan impor, kelompok dan seksi HS, jenis barang HS dan negara asal.

Buku 2 berisi : Impor menurut jenis barang HS dan negara asal,

Buku 3 berisi : Impor menurut jenis barang HS dan negara asal, golongan barang SITC, jenis barang SITC dan propinsi, serta re-impor menurut komoditi.

http://www.bps.go.id

Kepada semua pihak yang telah banyak membantu Badan Pusat Statistik, sehingga memungkinkan dikeluarkannya publikasi ini, kami sampaikan ucapan terima kasih dan penghargaan yang setinggi-tingginya.

Akhirnya, kami mengharapkan agar publikasi ini dapat bermanfaat bagi pemakai.

Jakarta, Mei 2017
Badan Pusat Statistik
Kepala,

Suhariyanto

FOREWORD

The publication on import statistics 2016, is a sequential issue from the preceding publication which developed by the BPS - Statistics Indonesia. This publication contains the data compiled based on the import documents of 2016 received by the BPS since beginning of January, 2016 through January 31, 2017. The documents received after January 2017 was carried over into figures of following year.

Since January 1989, import commodities were classified based on Harmonized System (HS) which is the extension of Customs Co-operation Council Nomenclature (CCCN). Similarly, commodities were also classified based on the Standard International Trade Classification (SITC) Revision 4.

The data in this publication have been adopted The Indonesian Customs Tariff Book 2012 who issued by Directorate General of Customs and Excise. This publication consist of 3 (three) volumes, where in:

The volume 1 contains: Import by country of origin, port of importation, HS section and chapter, commodity (HS) and country of origin.

The volume 2 contains: Import by commodity and country of origin

The volume 3 contains: Import by commodity and country of origin, SITC section, SITC division, SITC groups, commodity in SITC order and province, and re-import by commodity.

Deep gratitude are due to the all agencies which cooperated with the BPS in making the issue of this publication possible.

Finally, it is hoped that this publication would be useful for users.

http://www.bps.go.id

Jakarta, May 2017
BPS - Statistics Indonesia
Director General,

Suhariyanto

DAFTAR ISI/*CONTENTS*

Halaman/*Page*

KATA PENGANTAR/*FOREWORD* ..... iii-iv

DAFTAR ISI/*CONTENTS* v

PENJELASAN/*EXPLANATORY NOTES* ..... vi-x

RINGKASAN/*SUMMARY* ..... xi-xxxiv

JILID I/*VOLUME I*

Tabel/*Table* 1. Impor Menurut Negara Asal/*Import by Country of Origin* 1-4

Tabel/*Table* 2. Impor Menurut Pelabuhan Impor/*Import by Port of Importation* 5-8

Tabel/*Table* 3. Impor Menurut Kelompok dan Golongan HS/*Import by HS Section and Chapters* 9-10

Tabel/*Table 4*. Impor Menurut Jenis Barang (HS) dan Negara Asal/*Import By Commodity (HS) And Country of Origin* 11-845

http://www.bps.go.id

PENJELASAN

1. DAERAH PENCATATAN

Daerah pencatatan statistik dalam publikasi ini meliputi seluruh wilayah Kepabeanan Republik Indonesia.

2. SUMBER DOKUMEN

Statistik dikumpulkan berdasarkan dokumen impor/Pemberitahuan Impor Barang (PIB) yang diisi oleh importir. Dokumen PIB diterima dari Bea dan Cukai dan berlaku sejak April 1997 berdasarkan Surat Keputusan Menteri Keuangan nomor 101/KMK.05/1997 tanggal 10 Maret 1997.

3. SISTEM PERDAGANGAN

Sistem pencatatan Statistik Perdagangan Luar Negeri mempergunakan sistem perdagangan umum (*the general trade system*) atau dengan sistem perdagangan khusus (*the special trade system*). Dalam sistem perdagangan umum kawasan berikat dianggap sebagai dalam negeri, sedangkan dalam sistem perdagangan khusus, dianggap sebagai luar negeri. Sistem pencatatan Statistik Impor menggunakan sistem perdagangan Umum.

http://www.bps.go.id

4. RUANG LINGKUP

Pencatatan Statistik Impor meliputi seluruh barang-barang yang masuk ke wilayah kepabeanan Indonesia

5. Sebagian impor kapal laut dan pesawat beserta suku cadangnya termasuk dalam Statistik Impor.

6. Barang-barang luar negeri yang diolah didalam negeri tetap dicatat sebagai barang impor, meskipun setelah barang tersebut selesai diproses akan kembali ke luar negeri (*re-ekspor*).

7. Barang-barang di bawah ini tidak termasuk di dalam Statistik Impor :

a. Pakaian dan barang-barang perhiasan penumpang.

b. Barang-barang penumpang untuk dipakai sendiri, kecuali lemari es, pesawat TV dan sebagainya.

c. Barang-barang yang diimpor untuk keperluan perwakilan (kedutaan) suatu negara.

d. Barang-barang untuk ekspedisi dan ekshibisi/pameran.

e. Pembungkus/peti kemas.

g. Uang dan surat-surat berharga.

h. Barang-barang sebagai contoh.

8. SISTEM PENGOLAHAN

Data dalam publikasi ini mencakup dokumen PIB selama Januari 2016 yang diterima oleh Badan Pusat Statistik sampai akhir Januari 2017. Sistem pengolahan menggunakan *Carry Over*. Dengan metode ini dokumen-dokumen dari Bea dan Cukai ditunggu selama satu bulan setelah bulan berjalan. Dokumen-dokumen yang datang terlambat akan dimasukkan dalam bulan pengolahan berikutnya.

9. KLASIFIKASI JENIS BARANG

Penggolongan barang yang digunakan di dalam statistik impor adalah menggunakan klasifikasi Tarif Indonesia 2012 yang didasarkan atas Harmonized System (HS). Disamping menggunakan HS sebagai klasifikasi jenis barang, juga digunakan Standard International Trade Classification (SITC) Revisi 4.

http://www.bps.go.id

10. PERIODE REFERENSI

Periode penentuan impor adalah tanggal penyelesaian dokumen oleh pejabat-pejabat Bea dan Cukai yang terdapat dalam dokumen impor.

11. NILAI BARANG

Nilai barang dinyatakan dalam nilai CIF (US$). Kurs nilai periode Januari-Desember 2016, USD 1= Rp. 13.323,-

12. SATUAN BARANG

Berat barang impor adalah berat bersih dan dinyatakan dalam Kg.

13. NEGARA ASAL

Negara asal adalah negara dimana barang-barang tersebut dihasilkan setelah diperiksa oleh pejabat Bea & Cukai sesuai dengan peraturan yang berlaku.

EXPLANATORY NOTES

1. AREA RECORDINGS

The statistical recording area in this publication covers the entire territory of the Custom's Republic Indonesia.

2. SOURCE OF DOCUMENTS

Statistics are compiled based on Import documents/Import Declaration Form (Pemberitahuan Impor Barang or PIB) filled by importers. The PIB documents received from Custom and Excise, prevailing on April 1, 1997, based on Minister of Finance Decree No. 101/KMK.05/1997, March 10, 1997.

3. TRADE SYSTEM

The recording system of Foreign Trade Statistics applied the general trade system or the special trade system. In the general trade system the bonded zone, is regarded as "Domestic", while in the special trade system the bonded zone is regarded as "Abroad", the system of recording import Statistics apply the general trade system.

4. COVERAGE

The recording Import Statistics covers all goods entering the Indonesia's custom territory.

5. *Part of import of sea vessels and airplanes as well as their spare parts are included in the Import Statistics.*

6. *Foreign goods processed or modified in Indonesia country was recorded as import, although said processed goods are returned abroad (re-export).*

7. *The goods here under are not included in the Import Statistics:*

a. Clothes and jewelry of passengers.

b. Luggage of passengers of own use, except refrigerators, television sets, etc.

c. Goods imported for the use of foreign countries representations (embassies).

d. Goods for expeditions and exhibition shows.

e. Packing containers to be refilled.

g. Bank notes and securities.

h. Sample goods.

http://www.bps.go.id

8. PROCESSING SYSTEM

The data in this publication covers documents of 2016 received by the BPS since the beginning of January 2016 through January 31, 2017. The documents are processed using a carry-over system. The deadline for the acceptance of documents of a certain month is one month after the reference period, which means the end of the following month. The documents accepted after the deadline is considered as the document of the following month.

9. COMMODITY CLASSIFICATION

The classification of goods in this publication applies the 2013 Indonesia's Custom Tariff Classification, based on fourth amendment from World Customs Organization (WCO) as an International Organization who arranged the Classification of Harmonized System (HS). Besides applying the HS, the Standard International Trade Classification (SITC) Revised 4 is also applied in the classification of goods.

10. REFERENCE PERIOD

The period of import determination is the date of settlement/completion by the Custom and Excise Officials as stated in the Import documents.

11. COMMODITY VALUATION

The recorded values, are the CIF value (US$). The average exchange rate use for January to December 2015, US$ 1 = Rp. 13.323,-

12. UNIT OF COMMODITY

The net weight of import goods are presented to Kg.

13. COUNTRY OF ORIGIN

Country of origin is the country in which the goods have been produced, after being verified by Customs and Excises Officials, pursuant to the prevailing regulations.

http://www.bps.go.id

http://www.bps.go.id

RINGKASAN

1. Perkembangan Ekspor-Impor Indonesia

1.1. Ekspor-Impor Migas dan Nonmigas

Impor Indonesia pada 2016 mencapai USD135.652,8 juta, yang terdiri dari impor migas USD18.739,2 juta dan nonmigas USD116.913,6 juta. Jika dibanding 2015, nilai impor turun 4,94 persen dipicu oleh penurunan impor migas 23,87 persen (USD5.874,0 juta) dan nonmigas 0,99 persen (USD1.168,0 juta).

Demikian halnya dengan ekspor Indonesia mengalami penurunan 3,44 persen menjadi USD145.186,2 juta yang terdiri dari ekspor migas sebesar USD13.105,5 juta (turun 29,44 persen) dan nonmigas sebesar USD132.080,7 juta (naik 0,22 persen).

SUMMARY

1. Overseas Trade of Indonesia

1.1. Oil and Non-Oil Export Impor

Imports of Indonesia in 2016 were US$135,652.8 millions, consisted of US$ 18.739.2 millions oil and gas; and US$ 116,913.6 millions non oil and gas. Compared to 2015, a decrease of 4.94 percent happened due to a decreased of 23.87 percent (US$ 5,874.0 millions) oil and gas import, and 0.99 percent (US$ 1,168.0 millions) non oil import.

Exports of Indonesia decreased as well by 3.44 percent to reach US$145,186.2 millions. It consisted of oil exports US$13,105.5 millions (down by 29.44 percent) and non oil exports US$132,080.7 millions (rose by 0.22 percent).

Tabel/*Table* 1. : Neraca Perdagangan Luar Negeri Indonesia/*Indonesia's Trade Balance* 2002-2016
(Nilai/*Value* : Juta USD/ *US$ Million*)

Tahun *Year*	Ekspor/*Export* [1]			Impor/*Import* [1]			Neraca/*Balance*		
	Total	Migas *Oil and gas*	Nonmigas *Non oil and gas*	Total	Migas *Oil and gas*	Nonmigas *Non oil and gas*	Total	Migas *Oil and gas*	Nonmigas *Non oil and gas*
(1)	(2)	(3)	(4)	(5)	(6)	(7)	(8)	(9)	(10)
2002	57 158,8	12 112,7	45 046,1	31 288,9	6 525,8	24 763,1	25 869,9	5 586,9	20 283,0
2003	61 058,2	13 651,4	47 406,8	32 550,7	7 610,9	24 939,8	28 507,5	6 040,5	22 467,0
2004	71 584,6	15 645,3	55 939,3	46 524,5	11 732,0	34 792,5	25 060,1	3 913,3	21 146,8
2005	85 660,0	19 231,6	66 428,4	57 700,9	17 457,7	40 243,2	27 959,1	1 773,9	26 185,2
2006	100 798,6	21 219,9	79 578,7	61 065,5	18 962,9	42 102,6	39 733,1	2 257,0	37 476,1
2007	114 100,9	22 088,6	92 012,3	74 473,4	21 932,8	52 540,6	39 627,5	155,8	39 471,7
2008	137 020,4	29 126,3	107 894,1	129 197,3	30 552,9	98 644,4	7 823,1	-1 426,6	9 249,7
2009	116 510,0	19 018,3	97 491,7	96 829,2	18 980,7	77 848,5	19 680,8	37,6	19 643,2
2010	157 779,1	28 039,6	129 739,5	135 663,3	27 412,7	108 250,6	22 115,8	626,9	21 488,9
2011	203 496,6	41 477,0	162 019,6	177 435,6	40 701,5	136 734,1	26 061,0	775,5	25 285,5
2012	190 020,3	36 977,3	153 043,0	191 689,5	42 564,2	149 125,3	-1 669,2	-5 586,9	3 917,7
2013	182 551,8	32 633,0	149 918,8	186 628,7	45 266,4	141 362,3	-4 076,9	-12 633,4	8 556,5
2014	175 980,0	30 018,8	145 961,2	178 178,8	43 459,9	134 718,9	-2 198,8	-13 441,1	11 242,3
2015	150 366,3	18 574,4	131 791,9	142 694,8	24 613,2	118 081,6	7 671,5	-6 038,8	13 710,3
2016	145 186,2	13 105,5	132 080,7	135 652,8	18 739,2	116 913,6	9 533,4	-5 633,7	15 167,1

[1] *Nilai ekspor dalam Free on Board (FOB), sedangkan nilai impor dalam Cost Insurance and Freight (CIF)/ Value of exports are on Board (FOB), while value of imports are Cost, Insurance, and Freight (CIF) at Indonesia's ports.*

Dilihat dari peranannya, selama periode 2002-2016 ekspor nonmigas selalu melampaui ekspor migas. Rata-rata peranan ekspor nonmigas selama lima belas tahun terakhir mencapai 81,35 persen per tahun. Peranan tertingginya dicatat pada 2016 sebesar 90,97 persen. Sementara rata-rata peranan ekspor migas hanya 18,65 persen per tahun, tertinggi terjadi pada 2005 sebesar 22,45 persen.

Dalam periode yang sama rata-rata peranan impor nonmigas mencapai 76,77 persen per tahun, sedangkan impor migas hanya 23,23 persen per tahun. Peranan tertinggi nonmigas terjadi di 2016 sebesar 86,19 persen, sementara impor migas tertinggi pada 2006 (31,05 persen). Jika dilihat dari peranannya, maka dapat dikatakan bahwa perdagangan luar negeri Indonesia masih bertumpu kepada kelompok nonmigas.

Apabila diamati perkembangan selama periode 2002-2016, nilai impor Indonesia rata-rata meningkat 13,87 persen per tahun, yaitu dari USD31.288,9 juta di 2002 menjadi USD135.652,8 juta di 2016. Impor migas rata-rata meningkat 12,71 persen dan impor nonmigas 14,51 persen per tahun.

Dalam periode yang sama, ekspor meningkat dari USD57.158,8 juta di 2002 menjadi USD145.186,2 juta di 2016 atau 8,00 persen per tahun. Apabila dilihat dari komponen ekspor tercatat bahwa ekspor migas rata-rata meningkat 4,21 persen sedangkan ekspor nonmigas meningkat 8,81 persen per tahun.

In the period 2002-2016, non oil exports always exceeding oil exports. The average role of non oil export in the last fifteen years was 81.35 percent per year, which the highest role was recorded in 2016 (90.97 percent). In the same period, the average role of oil exports was 18.65 percent per year, and the highest role was recorded in 2005 (22.45 percent).

Meanwhile, the average role of non oil and oil imports were 76.77 percent and 23.23 percent per year respectively. The highest non oil role was recorded in 2016 (86.19 percent), and so was oil's role, the highest on recorded in 2006 (31.05 percent). Viewed from the role, it can be said that Indonesia's overseas trade is still relying on non-oil groups.

In the periode 2002-2016, the value of imports of Indonesia increased by an average of 13.87 percent per year, from US$31,288.9 millions in 2002 to US$135,652.8 millions in 2016. Oil imports and non oil imports increased by an average of 12.71 percent and 14.51 percent per year respectively.

In the same periode exports of Indonesia increased from US$57,158.8 millions in 2002 to US$145,186.2 millions in 2016, or increased by an average 8.00 percent per year. Oil exports increased by an average 4.21 percent per year, while non oil export increased by an average 8.81 percent per year.

http://www.bps.go.id

1.2. Neraca Perdagangan Indonesia

Sama seperti tahun sebelumnya, pada 2016 neraca perdagangan Indonesia menunjukkan angka surplus USD9.533,4 juta. Walaupun ekspor dan impor Indonesia sama-sama mengalami penurunan akibat krisis global, namun penurunan nilai impor (4,94 persen) lebih besar dibanding nilai ekspor (3,44 persen).

Apabila dilihat lebih lanjut, surplus neraca perdagangan Indonesia 2016 dipicu oleh surplus neraca perdagangan sektor nonmigas sebesar USD15.167,1 juta walaupun neraca perdagangan sektor migas defisit USD5.633,7 juta.

1.2. Trade Balance of Indonesia

Has been deficit for three years in a row, Indonesia trade balance surplus US$9,533.4 millions in 2016. Eventhough the value of imports and exports decreased due to global crisis, the decreased of imports (4.94 percent) is much higher than exports (3.44 percent).

Indonesia is a net exporter caused by the surplus non oil sector trade balance US$15,167.1 millions while oil sector trade balance deficit US$5,633.7 millions.

2. Perdagangan Luar Negeri Indonesia dengan Negara Mitra Dagang Utama, 2015-2016

Sepuluh negara mitra dagang utama Indonesia selama 2016 adalah Tiongkok, Jepang, Singapura, Amerika Serikat, Malaysia, Thailand, Korea Selatan, India, Australia, dan Taiwan. Perdagangan Indonesia dengan sepuluh negara tersebut mencapai USD196.583,0 juta atau 70,00 persen dari keseluruhan perdagangan luar negeri Indonesia.

Perdagangan Indonesia dengan Tiongkok mencapai USD47.591,3 juta, berkontribusi 16,95 persen terhadap total perdagangan luar negeri Indonesia. Diurutan kedua ditempati oleh Jepang USD29.083,4 juta (10,36 persen), Singapura USD26.409,3 juta (9,40 persen), Amerika Serikat USD23.439,9 juta (8,35 persen), Malaysia

2. Overseas Trade of Indonesia with Major Trade Partner Countries, 2015-2016

Ten major trading partner countries in 2016 was China, Japan, Singapore, United States, Malaysia, Thailand, Republic of Korea, India, Australia and Taiwan. The trade among Indonesia and those ten countries reached to US$196,583.0 millions or 70.00 percent of Indonesia's total overseas trade.

Indonesia's trade with China in 2016 reached US$47,591.3 millions or 16.95 percent of Indonesia's total trade, followed by Japan US$29,083.4 millions (10.36 percent), Singapore US$26,409.3 millions (9.40 percent), United States US$23,439.9 millions (8.35 percent), Malaysia US$14,322.6 millions (5.10 percent),

http://www.bps.go.id

USD14.322,6 juta (5,10 persen), Thailand USD14.061,0 (5,01 persen), Korea Selatan USD13.683,5 juta (4,87 persen), India USD12.976,7 juta (4,62 persen), Australia USD8.469,8 juta (3,02 persen), dan Taiwan USD6.545,6 juta (2,33 persen). Ekspor Indonesia ke sepuluh negara tersebut selama 2016 mencapai USD97.385,1 juta atau turun 5,65 persen dibanding tahun sebelumnya. Dilihat dari kontribusinya, maka kesepuluh negara tersebut merupakan pasar potensial bagi ekspor Indonesia dengan memberikan peranan sebesar 67,08 persen terhadap keseluruhan nilai ekspor Indonesia 2016.

Thailand US$14,061.0 millions (5.10 percent), Republic of Korea US$13,683,5 millions (4.87 percent), India US$12,976.7 millions (4.62 percent), Australia US$8,469.8 millions (3.02 percent) and Taiwan US$6,545.6 millions (2.33 percent), consecutively. Indonesia's export to those ten countries in 2016 achieved to US$97,385.1 millions or decreased by 5.65 percent compared with last year. Those ten countries was a potential market for Indonesia's export with 67.08 percent share of the entire export value in 2016.

http://www.bps.go.id

Tabel/*Table 2.* Perdagangan Luar Negeri Indonesia Dengan Mitra Dagang Utama
Indonesia's Trade With Major Partner Country
2015-2016
(Juta USD: *US$ Million*)

Negara/*Country*	2015 Ekspor *Export*	2015 Impor *Import*	2016 Ekspor *Export*	2016 Impor *Import*	Perdagangan Luar Negeri 2015	Perdagangan Luar Negeri 2016
ASIA :						
1. Tiongkok/*China*	15 045,3	29 410,9	16 790,8	30 800,5	44 456,2	47 591,3
2. Jepang/*Japan*	18 014,3	13 263,5	16 098,6	12 984,8	31 277,8	29 083,4
3. Singapura/*Singapore*	12 632,3	18 022,5	11 861,0	14 548,3	30 654,8	26 409,3
4. Malaysia	7 626,9	8 530,7	7 121,7	7 200,9	16 157,6	14 322,6
5. Korea Selatan/*Republic of Korea*	7 649,7	8 427,2	7 008,9	6 674,6	16 076,9	13 683,5
6. India	11 713,0	2 741,4	10 103,9	2 872,7	14 454,4	12 976,7
7. Thailand	5 507,2	8 083,4	5 394,1	8 666,9	13 590,6	14 061,0
8. Taiwan	5 037,4	3 172,1	3 655,8	2 889,9	8 209,5	6 545,6
AUSTRALIA& OCEANIA :						
1. Australia	3 679,9	4 815,8	3 208,9	5 260,9	8 495,7	8 469,8
2. Selandia Baru/*New Zealand*	436,3	637,0	366,5	660,9	1 073,3	1 027,4
AMERIKA/*AMERICA* :						
1. Amerika Serikat/*United States*	16 239,2	7 593,2	16 141,4	7 298,4	23 832,4	23 439,9
2. Kanada/*Canada*	722,3	1 609,3	732,4	1 383,0	2 331,6	2 115,5
EROPA/*EUROPE* :						
1. Jerman/*Germany*	2 663,8	3 471,7	2 638,7	3 159,5	6 135,5	5 798,2
2. Belanda/*Netherland*	3 442,1	785,2	3 254,9	723,6	4 227,3	3 978,5
3. Italia/*Italy*	1 872,9	1 368,2	1 572,1	1 387,2	3 241,1	2 959,3
4. Rusia/*Fed Russia*	993,7	992,6	1 261,6	850,6	1 986,3	2 112,2
5. Inggris/*United Kingdom*	1 527,1	818,9	1 590,4	893,8	2 346,0	2 484,2
6. Perancis/*France*	973,0	1 336,9	872,7	1 362,0	2 309,9	2 234,7

Menurut negara tujuan barang ekspor Indonesia, Tiongkok merupakan tujuan utama ekspor Indonesia dengan pangsa pasar mencapai 11,57 persen. Jika dibandingkan dengan tahun sebelumnya maka nilainya naik 11,59 persen. Negara tujuan ekspor Indonesia berikutnya adalah Amerika Serikat dengan pangsa 11,12 persen. Diikuti Jepang 11,09 persen, Singapura 8,17 persen, India 6,69 persen, Malaysia 4,91 persen, Korea Selatan 4,83 persen, Thailand 3,72 persen, Taiwan 2,52 persen, dan Australia 2,21 persen.

Dilihat dari perkembangannya, secara umum ekspor ke sepuluh negara tujuan utama menunjukkan penurunan 5,65 persen (USD5.835,0 juta) dibanding tahun sebelumnya. Penurunan tersebut dipicu penurunan ekspor ke beberapa negara utama, yaitu Jepang USD1.922,3 juta (10,67 persen) dan India USD1.627,1 juta (13,87 persen).

According to destination of exports, China was the main buyer with role 11.57 percent. Compared with last year, the total export value to Japan increased by 11.59 percent. Next main destination was United States with a share of 11.12 percent, followed by Japan amounted to 11.09 percent; Singapore amounted to 8.17 percent; India 6.69 percent, Malaysia 4.91 percent, Republic of Korea 4.83 percent, Thailand 3.72 percent, Taiwan 2.52 percent, and Australia 2.21 percent.

Indonesia's exports to those ten countries in 2016 decreased 5.65 percent (US$5,835.0 percent) compared with last year. It was happened due to decreased exports to some major countries like Japan US$1,922.3 millions (10.67 percent) and India US$1,627.1 millions (13.87 percent).

http://www.bps.go.id

Persentase Nilai Perdagangan Luar Negeri dengan Sepuluh Negara Mitra Dagang Utama
Percentage Distribution of Indonesia's Trade with Ten MajorTrade Partner Countries
2016

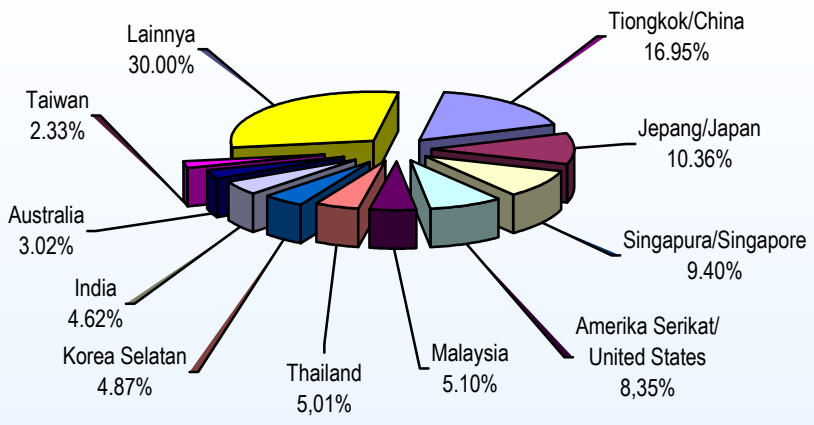

Grafik/*Graphic* 1

Selama 2016 nilai impor Indonesia dari sepuluh negara tersebut mencapai USD99.197,9 juta atau 73,13 persen dari total impor Indonesia. Nilai tersebut sebagian besar disumbang oleh Tiongkok USD30.800,5 juta (22,71 persen) dan Singapura USD14.548,3 juta (10,72 persen). Sementara dilihat dari perkembangannya, beberapa negara utama diatas mengalami penurunan nilai impor. Penurunan terbesar dicatat oleh Singapura sebanyak USD3.474,2 juta atau 19,28 persen dan penurunan terkecil oleh Taiwan sebanyak USD282,2 juta (8,90 persen).

3. Impor Indonesia menurut Sepuluh Negara Asal Utama dan Lima SITC 3 Dijit Terbesar, 2015-2016

3.1. TIONGKOK

Tiongkok masih menjadi negara asal impor terbesar di 2016 dengan mencatatkan nilai USD30.800,5 juta dan volume 21.907,3 ribu ton. Jika dibandingkan tahun sebelumnya, nilai impor Tiongkok naik 4,72 persen (USD1.389,6 juta), begitu pula volumenya naik 13,88 persen (2.669,8 ribu ton). Impor dari negara ini didominasi oleh Pesawat Telekomunikasi dan Bagian-bagiannya dengan nilai USD3.157,0 juta, turun 4,37 persen dibanding tahun sebelumnya. Impor terbesar kedua dari Tiongkok adalah Mesin Otomatis Pengolah Data dan Satuannya walaupun nilainya turun 14,18 persen (USD187,7 juta). Ingot Besi Baja merupakan komoditas terbesar ketiga dengan nilai USD1.128,6 juta atau naik 14,59 persen. Posisi terbesar berikutnya ditempati oleh komoditas Mesin Lainnya untuk Industri Tertentu senilai USD852,6 juta (naik 42,27 persen) dan komoditas Aparat Pemanas dan Pendingin dan Alat-alatnya senilai USD815,4 juta (turun 14,47 persen).

During 2016 the value of imports of Indonesia from ten main countries reached US$99,197.9 millions or 73.13 percent of total imports of Indonesia. It was contributed by China amounted to US$30,800.5 millions (22.71 percent), Singapore US$14,548.3 millions (10.72 percent). Import for those countries decreased compared to previous year, the highest one is Singapore amounted to US$3,474.2 millions (19.28 percent) and the lowest is Taiwan amounted to US$282.2 millions (8.90 percent).

3. Indonesia's Import from Ten Major Country of Origin Confined to Five Major Commodities Period 2015-2016

3.1. CHINA

China was the largest country of origin in 2016 with value of imports reached US$30,800.5 millions and volume 21,907.3 thousand tons. Growth of imports value increased 4.72 percent (US$1,389.6 millions), its volume also increased 13.88 percent (2,669.8 thousand ton) compared to 2015. Imports from this country was dominated by Telecomunication Equipments and Parts US$3,157.0 millions, decreased 4.37 percent compared to last year. It was followed by Automatic Data Processing Machine and Their Unit, which the value decreased 14.18 percent (US$187.7 millions). Ingots and Other Iron/Steel in Primary Forms were the third largest import from China with a value US$1,128.6 millions, rose by 14.59 percent. The next largest import's good was Other Machines and Equipment specialized for Particular Industry with US$852.6 millions (rose 42,27percent), followed by Heating and Cooling equipments and parts amounted to US$815.4 millions (decreased by 14,47percent).

http://www.bps.go.id

3.2. SINGAPURA

Selama 2016, volume dan nilai impor Indonesia dari Singapura mengalami penurunan 0,20 persen dan 19,28 persen jika dibandingkan tahun sebelumnya. Komoditas Hasil-hasil Minyak Bumi masih mendominasi barang impor dari Singapura, berat dan nilainya mencapai 15.081,8 ribu ton (naik 1,68 persen) dan USD6.685,5 juta (turun 22,47 persen). Posisi terbesar kedua ditempati oleh Bahan Plastik Lainnya dalam Bentuk Awal sebesar USD453,5 juta (turun 3,55 persen). Komoditas selanjutnya adalah Tabung Termionis, Katoda Dingin, Katoda Foto dengan nilai USD394,3 juta (turun 18,68 persen). Komoditas Emas Bukan Untuk Moneter dan komoditas Alat Penyambung dan Pemutus Arus Listrik berada di posisi keempat dan kelima dengan nilai masing-masing USD373,3 juta (turun 30,09 persen) dan USD353,3 juta (turun 14,35 persen).

3.3. JEPANG

Impor Indonesia dari Jepang masih didominasi oleh komoditas Bagian dan Perlengkapan Kendaraan Bermotor dengan mencatatkan nilai USD1.191,1 juta (naik 15,16 persen) dan memberikan peranan 9,17 persen dari total impor Jepang. Komoditas di posisi kedua adalah Besi Lembaran Tidak Disepuh senilai USD507,7 juta (turun 10,35 persen), namun volumenya naik 9,30 persen menjadi 974,1 ribu ton. Komoditas terbesar ketiga adalah Alat Penyambung dan Pemutus Arus LIstrik sebesar USD419,6 juta dan volume 12,6 ribu ton. Komoditas Mesin piston Pembakaran Dalam dan Bagiannya serta Alat Listrik Lainnya berada di

3.2. SINGAPORE

During 2016, imports volume and value from Singapore decreased 0.20 percent and 19.28 percent compared to previous year. Petroleum Products still dominated imports good from Singapore which the volume and value of imports were amounted to 15,081.8 thousand tons (up 1.68 percent) and US$6,685.5 millions (down 22.47 percent). The second largest commodity was Other Plastics in Primary Forms amounted to US$453.5 millions (down 3.55 percent). Next commodity was Thermionic, Cold Cathode, and Photo amounted to US$394.3 millions (down 18.68 percent). Gold, Non-Monetary and Electrical Apparatus For Making and Breaking Electrical Circuits were the fourth and fifth biggest commodities with US$373.3 millions (down 30.09 percent) and US$353.3 millions (down 14.35 percent), respectively.

3.3. JAPAN

Main commodity imported from Japan was Parts and Accessories of the Motor Vehicles which recorded US$1,191.1 millions import value (rose 15.16 percent) and shared 9.17 percent of total import of Japan. Flat Rolled Product, not Clad was the second main commodity with amounted US$507.7 millions, down 10.35 percent while its volume increased 9.30 percent to 974.1 thousand tons. Internal Combustion Piston Engines and Parts was the third main commodity amounted to US$419.6 millions and 12.6 thousand tons of volume. Internal Combustion Piston Enginges and Parts, and Electrical Machinery and Apparatus were the forth and fifth

http://www.bps.go.id

peringkat keempat dan kelima dengan nilai masing-masing USD388,8 juta (turun 17,31 persen) dan USD320,0 juta (naik 2,56 persen). Volume kedua komoditi tersebut masing-masing 29,9 ribu ton (turun 26,35 persen) dan 14,3 ribu ton (turun 2,72 persen).

3.4. THAILAND

Thailand menduduki posisi keempat negara pengimpor terbesar dengan mencatat nilai impor USD8.666,9 juta atau naik 7,22 persen dibanding tahun sebelumnya. Dilihat dari komposisi komoditas yang diimpor, Gula, Tetes dan Madu menduduki posisi teratas dengan nilai USD917,0 juta (naik 40,34 persen) dan memberikan kontribusi 10,58 persen dari total impor Thailand ke Indonesia. Peringkat kedua dan ketiga ditempati oleh komoditas Bagian dan Perlengkapan Kendaraan Bermotor (USD728,2 juta) dan Kendaraan Bermotor untuk Penumpang (USD634,3 juta). Komoditi Mesin Piston Pembakaran Dalam dan Bagian berada di posisi keempat dengan nilai USD432,0 juta (naik 45,11 persen). Selanjutnya peringkat kelima ditempati oleh komoditas Aparat Pemanas dan Pendingin dan Alat-alatnya dengan nilai USD323,0 juta (naik 13,02 persen).

3.5. AMERIKA SERIKAT/*UNITED STATES*

Amerika Serikat tercatat sebagai negara importir terbesar kelima dengan nilai mencapai USD7.298,4 juta atau turun 3,88 persen dari tahun sebelumnya. Impor dari negara ini didominasi oleh komoditas Biji dan Buah Mengandung Minyak, Berkulit Lunak senilai USD948,2 juta dolar (turun 6,14 persen) dan

main commodities with amounted to US$388.8 millions (down 17.31 percent) and US$320.0 millions (rose 2.56 percent), respectively. Each volume import were 29.9 thousand tons (rose 26.35 percent) and 14.3 thousand tons (down 2.72 percent).

3.4. THAILAND

Thailand was the fourth main country partner which recorded import value amounted to USD8,666.9 millions or increased 7.22 percent compared to last year. Judging from the composition of imported commodities, Sugar, Molasses and Honey became the top spot with amounted US$917,0 millions (rose 40.34 percent) and contributed 10.58 percent of the total imports of Indonesia from Thailand. The second and third rank was Part Accessories of the Motor Vehicles (US$728.2 millions) and Passenger Motor Cars (US$634.3 millions). Internal combustion piston engines and parts was the fourth commodity with amounted US$432.0 millions (increased 45.11 percent). Then the fifth rank was Heating and Cooling Equipment and Parts amounted to US$323.0 millions (up 13.02 percent).

3.5. UNITED STATES

United States was the fifth highest importer with value of imports US$7,298.4 millions or down 3.88 percent. Imports from this country was dominated by oil seeds use for extraction ofsoft fixed vegetable with value of imports amounted to US$948.2 millions (down 6.14 percent) and shared 12.99 percent from total

http://www.bps.go.id

memberikan peranan 12,99 persen dari total impor Amerika Serikat. Komoditi terbesar berikutnya adalah Makanan Ternak USD447,7 juta (turun 4,13 persen) dan volume 961,6 ribu ton (naik 17,30 persen). Posisi ketiga ditempati oleh komoditas Turbin Uap dan Turbin Pembangkit Lainnya dengan volume 4,4 ribu ton (naik 388,89 persen) dan nilai USD320,7 juta (naik 293,98 persen). Posisi berikutnya ditempati oleh komoditas Serat Kapas yang menurun 12,18 persen menjadi USD307,2 juta. Sementara komoditas Pulp dan Sisa-sisa Kertas berada di peringkat kelima dengan nilai impor USD298,1 juta atau naik 25,20 persen dari tahun sebelumnya.

3.6. MALAYSIA

Nilai impor Malaysia selama 2016 turun USD1.329,8 juta (15,59 persen) dan menempatkan Malaysia menjadi negara impor terbesar keenam. Hasil-hasil Minyak Bumi dan Minyak Bumi Mentah masih menjadi komoditi impor terbesar dari Malaysia dengan nilai masing-masing sebesar USD1.296,8 juta (turun 31,60 persen) dan USD1.084,9 juta (turun 27,49 persen). Peringkat ketiga ditempati oleh komoditas Polimer dari Etilena, Bentuk Awal senilai USD239,3 juta atau 3,32 persen dari total impor Malaysia ke Indonesia. Volume dan nilai komoditas tersebut mengalami penurunan 1,87 persen dan 10,27 persen. Selanjutnya peringkat keempat dan kelima ditempati oleh Alkohol, Fenol, Fenol-alkohol; dan Hidrokarbon tds, Halogenasi, Sulfonasi dan N masing-masing sebesar USD220,3 juta (naik 46,18 persen) dan USD219,5 juta (turun 19,95 persen).

imports of Indonesia from United States. Next main commodity was feeding stuff for animals amounted to US$447.7 millions (down 4.13 percent) and reached 961.6 thousand tons volume (up 17.30 percent). The third main commodity was steam or other generating boilers and parts to 4.4 thousand tons (up 388.89 percent) and US$320.7 millions (up 293.98 percent). Next main commodity was cotton that decreased 12.18 percent to US$307.2 millions. While pulp and waste paper ranked fifth with value of imports reached US$298.1 millions or increased 25.20 percent compared to previous year.

3.6. MALAYSIA

Import value from Malaysia in 2016 decreased US$1,329.8 millions (15.59 percent) and brought Malaysia into the sixth largest country of origin. Petroleum Products, Refined and Petroleum Crude Oil was the major commodity imported from Malaysia with amounted US$1,296.8 millions (down 31.60 percent) and US$1.084.9 millions (down 27.49 percent), respectively. The third main commodity was Polymers of Ethylene in Primary Forms amounted to US$239.3 millions or 3.32 percent from total imports from Malaysia. The volume and value of its imports decreased 1.87 percent and 10.27 percent. Furthermore, the fourth and fifth rank were Alcohols, Phenols, Phenol-alcohols; and Hydrocarbon and Their Halogenated, Nitrated Derivatives which amounted US$220.3 millions (up 46.18 percent) and US$219.5 millions (down 19.95 percent), respectively.

http://www.bps.go.id

3.7. KOREA SELATAN

Pada 2016, nilai impor dari Korea Selatan turun 20,80 persen menjadi USD6.674,6 juta. Demikian halnya dengan volumenya turun 25,41 persen menjadi 5.088,5 ribu ton. Penurunan impor Korea Selatan ke Indonesia dipicu oleh turunnya impor komoditas Hasil-hasil Minyak Bumi sebesar USD1.375,9 juta (67,01 persen). Peran komoditi ini mencapai 10,15 persen dari seluruh impor Korea Selatan ke Indonesia. Peringkat kedua ditempati oleh Bahan Sulaman atau Rajutan sebesar USD366,7 juta (turun 4,28 persen). Posisi selanjutnya adalah komoditas Besi Lembaran, Tidak Disepuh sebesar USD325,0 juta (turun 21,52 persen). Komoditas Kain Tenunan dan Serat Buatan berada di peringkat keempat dengan nilai USD298,9 juta (naik 6,90 persen). Selanjutnya komoditas Tabung Termionis, Katoda Dingin, Kat Foto berada di posisi kelima dengan nilai USD233,9 juta atau naik 13,27 persen dibanding tahun sebelumnya.

3.7. KOREA, REPUBLIC OF

In 2016, import from Republic of Korea decreased 20.80 percent to US$6,674.5 millions. Similarly, the volume of imports decreased 25.41 percent to 5,088.5 thousand tons. Imports from Republic of Korea to Indonesia decreased due to the decrease of Petroleum Products, Refined amounted to US$1,375.9 millions (67.01 percent). It's role was 10.15 percent of total imports of Republic Korea. The second major commodity was Knitted or Croachetted Fabrics amounted to US$366.7 millions (down 4.28 percent). Next commodity was Flat Rolled Product, not Clad amounted to US$325.0 millions (down 21.52 percent). Fabrics, Woven, of Man-made Fibres was the fourth major commodity with value of imports US$298.9 millions (up 6.90 percent).Then Thermionic, Cold Cathode, and Photo Cathode Valves/Tubes was the fifth major commodity with value of imports US$233.9 millions, increased 13.27 percent over previous year.

3.8. AUSTRALIA

Pada 2016, nilai impor Australia mencapai USD5.260,9 juta dan volume 16.313,2 ribu ton. Biji Gandum dan Meslin masih menjadi primadona dalam komposisi impor terbesar dari Australia dengan peranan mencapai 16,20 persen dari total impor Australia. Nilai komoditas ini tercatat USD852,3 juta atau turun 28,80 persen dibanding tahun sebelumnya. Peringkat kedua ditempati oleh komoditi Minyak Bumi Mentah yang mengalami kenaikan sebesar 598,80 persen menjadi USD696,0 juta. Komoditas Binatang Hidup (Kec. Binatang Air) berada di peringkat ketiga, dengan catatan nilai impor sebesar USD601,7 juta (naik 10,20 persen). Kemudian peringkat keempat dan kelima ditempati oleh komoditas Gula, Tetes, dan Madu dan komoditas Daging Sapi, Segar, Dingin atau Beku dengan nilai masing-masing sebesar USD395,3 juta (naik 4,88 persen) dan USD267,2 juta (naik 53,04 persen).

3.8. AUSTRALIA

In 2016, import from Australia reached US$5,260.9 millions or 16,313.2 thousand tons. Wheat and Meslin, Unmilled still became Australia's biggest import which shared 16.20 percent among all of total imports from Australia. It recorded US$852.3 millions, decreased 28.80 percent over the previous year. The second main commodity was Petroleum Oil, Crude increased 598.80 percent to US$696.0 millions. Live Animals Other Than Fish was the third rank amounted to US$601.7 millions (up 10.20 percent). The fourth and fifth main commodity was Sugar, Molasses, and Honey; and Meat of Bovine Animals Fresh, Chilled and Frozen with amounted US$395.3 millions (up 4.88 percent) and US$267.2 millions (up 53.04 percent), respectively.

http://www.bps.go.id

3.9. VIETNAM

Impor dari Vietnam tahun 2016 tercatat sebesar 2.406,0 ribu ton (turun 33,92 persen) dengan nilai USD3.228,4 juta atau naik 2,12 persen dibanding tahun sebelumnya. Komoditas utama dari Vietnam adalah Pesawat Telekomunikasi dan Bagiannya dengan nilai USD957,7 juta (naik 6,45 persen) dan memberikan kontribusi 29,66 persen. Komoditas utama kedua ditempati oleh Besi Lembaran, Disepuh yang turun 3,92 persen menjadi USD299,3 juta dengan kontribusi 9,27 persen dari total nilai impor Vietnam. Beras dan Sepatu, serta Peralatan Kaki Lainnya berada diposisi ketiga dan keempat dengan nilai impor mencapai USD212,6 juta (naik 4,94 persen) dan USD95,8 juta (naik 16,97 persen). Komoditas utama berikutnya adalah Mesin Peralatan Kantor senilai USD92,1 juta (naik 32,14 persen).

3.10. JERMAN

Jerman mencatatkan volume impor sebesar 790,6 ribu ton atau senilai USD3.159,5. Volume impornya naik 10,50 persen sedangkan nilainya turun 8,99 persen dibanding tahun sebelumnya. Komoditas Mesin Lainnya untuk Industri tertentu dengan nilai USD174,5 masih menjadi komoditas dengan nilai paling besar meskipun turun 58,69 persen dibanding tahun sebelumnya. Posisi kedua ditempati oleh Tabung Termionis, Katoda Dingin, Kat Foto yang mengalami kenaikan sebesar 17,55 persen menjadi USD146,7 juta. Kemudian komoditas Senjata dan Amunisi serta komoditas Perkakas Tangan dan Mesin bukan Listrik berada diposisi ketiga dan keempat dengan nilai impor mencapai USD138,0 juta (naik 135,09 persen) dan USD128,8 juta (turun 21,75 persen). Jenis komoditas utama berikutnya, yaitu Mesin untuk Mengerjakan Tekstil dan Kulit senilai USD93,6 juta (naik 36,84 persen).

3.9. VIETNAM

The volume imports of Indonesia from Vietnam was 2,406.0 thousand ton (down by 33.92 percent) with value of US$3,228.4 millions, increased 2.12 percent to previous year. The main comodity were telecommunication equipments and parts with value amounted US$957.7 millions (rose 6.45 percent) and contributed 29.66 percent. Second main commodity was flat rolled product, clad or plated that decreased 3.92 percent to US$299.3 millions and contributed 9.27 percent. Rice and footwears were ranked third and fourth which amounted US$212.6 millions (rose 4.94 percent) and US$95.8 millions (rose 16.97 percent), recpectively. Next main commodity was office machines with amounted US$92.1 millions (rose 32.14 percent).

3.10. GERMANY

The volume and value of imports of Indonesia from Germany were 790.6 thousand ton and US$3,159.5 million. The volume increased 10.50 percent, but the value decreased 8.99 percent compared to previous year. Other Machines and Equipment Specialized for Particular Industry still became main commodity with the highest value amounted US$174.5 millions, although it decreased 58.69 percent over previous year. Second main commodity was Thermionic, Cold Cathode, and Photo Cathode Valves/Tube increased 17.55 percent to US$146.7 millions. Arms and Ammunition were ranked third and fourth which amounted US$138.0 millions (up 135.09 percent) and US$128.8 millions (down 21.75 percent), recpectively. Next main commodity was Textile Leather Machinery and Parts with amounted US$93.6 millions (up 36.84 percent).

http://www.bps.go.id

Tabel/*Table* 3. Impor Menurut Negara Asal Utama dan Kelompok Barang Utama
Import From Ten Major Country Of Origin Confined To Five Major Commodities
2015-2016
(Ribu Ton : *Thousand Tons* ; Juta US$: *US$ Million*)

Negara Asal/Komoditi Utama *Country of Origin/Major Commodities*		2015		2016		Perubahan/*Change* Persen/*Percent*	
		Berat *Weight*	Nilai *Value*	Berat *Weight*	Nilai *Value*	Berat *Weight*	Nilai *Value*
TIONGKOK/*CHINA*		**19 237,5**	**29 410,9**	**21 907,3**	**30 800,5**	**13,88**	**4,72**
764	Pesawat Telekomunikasi dan Bagian-bagiannya *Telecomunication Equipments And Parts*	76,0	3 301,3	87,3	3 157,0	14,87	-4,37
752	Mesin Otomatis Pengolah Data dan Satuannya *Automatic Data Processing Machines And Their Units*	28,2	1 323,8	25,0	1 136,1	-11,35	-14,18
672	Ingot Besi Baja *Ingots And Other Iron/Steel In Primary Forms*	2 860,8	984,9	3 590,2	1 128,6	25,50	14,59
728	Mesin Lainnya Untuk Industri Tertentu *Other Machines And Equipment Specialized For Particular*	162,6	599,3	202,0	852,6	24,23	42,27
741	Aparat Pemanas dan Pendingin dan Alat-alatnya *Heating And Cooling Equipments And Parts*	325,4	953,4	259,6	815,4	-20,22	-14,47
	Lainnya/*Other*	15 784,5	22 248,2	17 743,2	23 710,8	12,41	6,57
SINGAPURA/*SINGAPORE*		**19 298,0**	**18 022,5**	**19 260,2**	**14 548,3**	**-0,20**	**-19,28**
334	Hasil-hasil Minyak Bumi *Petroleum Products, Refined*	14 832,4	8 622,8	15 081,8	6 685,5	1,68	-22,47
575	Bahan Plastik Lainnya, Dalam Bentuk Awal *Other Plastics In Primary Forms*	314,3	470,2	351,0	453,5	11,68	-3,55
776	Tabung Termionis, Katoda Dingin, Kat.Foto *Thermionic, Cold Cathode, And Photo Cathode*	6,5	484,9	4,7	394,3	-27,69	-18,68
971	Emas Bukan Untuk Moneter *Gold, Non-Monetary*	0,0	534,0	0,0	373,3	--	-30,09
772	Alat Penyambung atau Pemutus arus Listrik *Electrical Apparatus For Making And Breaking Electrical*	12,8	412,5	10,0	353,3	-21,88	-14,35
	Lainnya/*Other*	4 132,0	7 498,1	3 812,7	6 288,4	-7,73	-16,13
JEPANG/*JAPAN*		**4 029,1**	**13 263,5**	**4 170,4**	**12 984,8**	**3,51**	**-2,10**
784	Bagian Dan Perlengkapan Kendaraan Bermotor *Parts And Accessories Of The Motor Vehicles*	78,5	1 034,3	85,2	1 191,1	8,54	15,16
673	Besi Lembaran, Tidak Disepuh *Flat Rolled Products, Not Clad*	891,2	566,3	974,1	507,7	9,30	-10,35
772	Alat Penyambung atau Pemutus arus Listrik *Electrical Apparatus For Making And Breaking Electrical*	12,3	403,6	12,6	419,6	2,44	3,96
713	Mesin PistonPembakaran Dalam & Bagian *Internal Combustion Piston Engines And Parts*	40,6	470,2	29,9	388,8	-26,35	-17,31
778	Alat Listrik Lainnya *Electrical Machinery And Apparatus*	14,7	312,0	14,3	320,0	-2,72	2,56
	Lainnya/*Other*	2 991,8	10 477,1	3 054,3	10 157,6	2,09	-3,05
THAILAND		**8 356,7**	**8 083,4**	**8 151,2**	**8 666,9**	**-2,46**	**7,22**
061	Gula, Tetes dan Madu *Sugar, Molasses, And Honey*	1 799,2	653,4	2 268,6	917,0	26,09	40,34
784	Bagian Dan Perlengkapan Kendaraan Bermotor *Parts And Accessories Of The Motor Vehicles*	123,4	802,8	81,2	728,2	-34,20	-9,29
781	Kendaraan Bermotor untuk Penumpang *Passengger Motor Cars*	46,5	452,0	60,7	634,3	30,54	40,33
713	Mesin PistonPembakaran Dalam & Bagian *Internal Combustion Piston Engines And Parts*	21,6	297,7	33,0	432,0	52,78	45,11
741	Aparat Pemanas dan Pendingin dan Alat-alatnya *Heating And Cooling Equipments And Parts*	39,7	285,8	49,0	323,0	23,43	13,02
	Lainnya/*Other*	6 326,3	5 591,7	5 658,7	5 632,4	-10,55	0,73

http://www.bps.go.id

Lanjutan Tabel/ *Continued Table* 3

Negara Asal/Komoditi Utama *Country of Origin/Major Commodities*		2015		2016		Perubahan/*Change* Persen/*Percent*	
		Berat *Weight*	Nilai *Value*	Berat *Weight*	Nilai *Value*	Berat *Weight*	Nilai *Value*
AMERIKA SERIKAT/*UNITED STATES*		**5 850,1**	**7 593,2**	**7 262,3**	**7 298,4**	**24,14**	**-3,88**
222	Biji dan Buah Mengandung Minyak, Berkulit Lunak *Oil Seeds Use For Extraction Ofsoft Fixed Vegetable Oils*	2 209,8	1 010,2	2 237,7	948,2	1,26	-6,14
081	Makanan Ternak *Feeding Stuff For Animals*	819,8	467,0	961,6	447,7	17,30	-4,13
712	Turbin Uap & Turbin Pembangkit Lainnya *Steam Or Other Generating Boilers And Parts*	0,9	81,4	4,4	320,7	388,89	293,98
263	Serat Kapas *Cotton*	209,7	349,8	188,4	307,2	-10,16	-12,18
251	Pulp dan Sisa-sisa Kertas *Pulp And Waste Paper*	488,4	238,1	657,4	298,1	34,60	25,20
	Lainnya/*Other*	2 121,5	5 446,7	3 212,8	4 976,5	51,44	-8,63
MALAYSIA		**11 484,1**	**8 530,7**	**10 464,5**	**7 200,9**	**-8,88**	**-15,59**
334	Hasil-hasil Minyak Bumi *Petroleum Products, Refined*	3 258,9	1 895,9	2 892,7	1 296,8	-11,24	-31,60
333	Minyak Bumi Mentah *Petroleum Oil, Crude*	3 351,9	1 496,2	3 273,4	1 084,9	-2,34	-27,49
571	Polimer Dari Etilena, Bentuk Awal *Polymers Of Ethylene In Primary Forms*	208,7	266,7	204,8	239,3	-1,87	-10,27
512	Alkohol, Fenol, Fenol-Alkohol *Alcohols,Phenols,Phenol-Alcohols And Their Halogenated*	255,0	150,7	501,2	220,3	96,55	46,18
511	Hidrokarbon Tds, Halogenasi, Sulfonasi dan N *Hydrocarbon And Their Halogenated, Nitrated Derivatives*	275,2	274,2	241,5	219,5	-12,25	-19,95
	Lainnya/*Other*	4 134,4	4 447,0	3 350,9	4 140,1	-18,95	-6,90
KOREA SELATAN/KOREA, REPUBLIC OF		**6 821,6**	**8 427,2**	**5 088,5**	**6 674,6**	**-25,41**	**-20,80**
334	Hasil-hasil Minyak Bumi *Petroleum Products, Refined*	3 616,3	2 053,2	1 637,3	677,3	-54,72	-67,01
655	Bahan Sulaman Atau Rajutan *Knitted Or Crochetted Fabrics*	40,9	383,1	41,3	366,7	0,98	-4,28
673	Besi Lembaran, Tidak Disepuh *Flat Rolled Products, Not Clad*	765,4	414,1	700,9	325,0	-8,43	-21,52
653	Kain Tenunan dari Serat Buatan *Fabrics, Woven, Of Man-Made Fibres*	24,7	279,6	26,6	298,9	7,69	6,90
776	Tabung Termionis, Katoda Dingin, Kat.Foto *Thermionic, Cold Cathode, And Photo Cathode*	1,7	206,5	1,9	233,9	11,76	13,27
	Lainnya/*Other*	2 372,6	5 090,7	2 680,5	4 772,8	12,98	-6,24
AUSTRALIA		**15 086,8**	**4 815,8**	**16 313,2**	**5 260,9**	**8,13**	**9,24**
041	Biji Gandum dan Meslin *Wheat And Meslin, Unmilled*	4 268,6	1 197,0	3 499,7	852,3	-18,01	-28,80
333	Minyak Bumi Mentah *Petroleum Oil, Crude*	260,3	99,6	1 688,4	696,0	548,64	598,80
001	Binatang Hidup (Kec. Binatang Air) *Live Animals Other Than Fish*	197,6	546,0	195,8	601,7	-0,91	10,20
061	Gula, Tetes dan Madu *Sugar, Molasses, And Honey*	1 021,6	376,9	897,6	395,3	-12,14	4,88
011	Daging Sapi, Segar, Dingin atau Beku *Meat Of Bovine Animals Fresh, Chilled Or Frozen*	37,9	174,6	59,8	267,2	57,78	53,04
	Lainnya/*Other*	9 300,8	2 421,7	9 971,9	2 448,4	7,22	1,10

http://www.bps.go.id

Lanjutan Tabel/ *Continued Table* 3

Negara Asal/Komoditi Utama *Country of Origin/Major Commodities*		2015		2016		Perubahan/*Change* Persen/*Percent*	
		Berat *Weight*	Nilai *Value*	Berat *Weight*	Nilai *Value*	Berat *Weight*	Nilai *Value*
VIETNAM		**3 640,8**	**3 161,5**	**2 406,0**	**3 228,4**	**-33,92**	**2,12**
764	Pesawat Telekomunikasi dan Bagian-bagiannya *Telecomunication Equipments And Parts*	4,3	899,7	4,3	957,7	0,00	6,45
674	Besi Lembaran, Disepuh *Flat Rolled Products, Clad Or Plated*	425,9	311,5	490,9	299,3	15,26	-3,92
042	Beras *Rice*	509,4	202,6	535,6	212,6	5,14	4,94
851	Sepatu dan Peralatan Kaki Lainnya *Footwears*	5,4	81,9	5,7	95,8	5,56	16,97
751	Mesin Peralatan Kantor *Office Machines*	5,1	69,7	6,3	92,1	23,53	32,14
	Lainnya/*Other*	2 690,7	1 596,1	1 363,2	1 570,9	-49,34	-1,58
JERMAN/*GERMANY, FED. REP. OF*		**715,5**	**3 471,7**	**790,6**	**3 159,5**	**10,50**	**-8,99**
728	Mesin Lainnya Untuk Industri Tertentu *Other Machines And Equipment Specialized For Particular*	18,2	422,4	8,2	174,5	-54,95	-58,69
776	Tabung Termionis, Katoda Dingin, Kat.Foto *Thermionic, Cold Cathode, And Photo Cathode*	0,1	124,8	0,2	146,7	100,00	17,55
891	Senjata dan Amunisi *Arms And Ammunitions*	2,2	58,7	3,0	138,0	36,36	135,09
745	Perkakas Tangan dan mesin Bukan Listrik *Other Non-Electical Machinery, Tools, And Mechanical*	3,1	164,6	1,7	128,8	-45,16	-21,75
724	Mesin Utk Mengerjakan Tekstil dan Kulit *Textile/Leather Machinery And Parts*	4,6	68,4	5,6	93,6	21,74	36,84
	Lainnya/*Other*	687,3	2 632,8	771,9	2 477,9	12,31	-5,88

http://www.bps.go.id

4. Impor Menurut Kelompok Negara Ekonomi dan Peranannya Periode 2015-2016

Impor terbesar pada 2016 berasal dari kelompok negara APEC Lainnya, yakni mencapai 45,08 persen atau USD61.157,4 juta. Kelompok negara ASEAN berada di urutan berikutnya dengan peranan 25,58 persen (USD34.697,0 juta), diikuti oleh kelompok negara Uni Eropa 7,91 persen (USD10.728,4 juta), kelompok negara NAFTA berkontribusi 6,53 persen (USD8.858,4 juta), dan kelompok negara lainnya menyumbang 14,90 persen (USD20.211,6 juta).

4. Import from Economic Country/Group and Share to Total During 2015-2016

The biggest portion of Indonesia's import in 2016 came from those others APEC's countries that reached 45.08 percent or US$61,157.4 millions. ASEAN countries in the next rank with share 25.58 percent (US$34,697.0 millions), followed by EC's countries 7.91 percent (US$10,728.4 millions), NAFTA's countries contributed 6.53 percent (US$8.858.4 millions), and the others countries that contributed 14.90 percent (US$20,211.6 millions).

Tabel/*Table* 4. Impor Menurut Kelompok Negara Ekonomi Dan Peranannya Terhadap Total Impor
Import By Economic Country/Group And Share To Total Import
2015-2016

Kelompok Negara/Kelompok *Country Of Origin/Group*	2015 Nilai/*Value* Juta US$ *US$Million*	2015 Peranan/*Share* Persen/*Percent*	2016 Nilai/*Value* Juta US$ *US$Million*	2016 Peranan/*Share* Persen/*Percent*	Perubahan thd 2015/ *Comparison with 2015* (%)
APEC					
ASEAN	**38 794,9**	**27,19**	**34 697,0**	**25,58**	**-10,56**
Thailand	8 083,4	5,67	8 666,9	6,39	7,22
Singapura/*Singapore*	18 022,5	12,63	14 548,3	10,72	-19,28
Philipina/*Philippines*	683,1	0,48	821,8	0,61	20,31
Malaysia	8 530,7	5,98	7 200,9	5,31	-15,59
Myanmar	160,4	0,11	113,3	0,08	-29,35
Kamboja/*Cambodia*	21,1	0,01	25,3	0,02	19,83
Brunei Darussalam	131,4	0,09	87,7	0,06	-33,26
Laos/*Lao PDR*	0,8	0,00	4,2	0,00	418,29
Vietnam/*Viet Nam*	3 161,5	2,22	3 228,4	2,38	2,12
NAFTA	**9 400,0**	**6,59**	**8 858,4**	**6,53**	**-5,76**
Amerika Serikat/*United States*	7 593,2	5,32	7 298,4	5,38	-3,88
Kanada/*Canada*	1 609,2	1,13	1 383,0	1,02	-14,06
Meksiko/*Mexico*	197,6	0,14	177,0	0,13	-10,43
NEGARA APEC LAINNYA/ *OTHERS APEC COUNTRIES*	**61 737,4**	**43,26**	**61 157,4**	**45,08**	**-0,94**
Jepang/*Japan*	13 263,5	9,30	12 984,8	9,57	-2,10
Hongkong/*Hong Kong*	1 817,4	1,27	1 773,8	1,31	-2,40
Korea Selatan/*Korea, Republic of*	8 427,2	5,91	6 674,6	4,92	-20,80
Taiwan	3 172,1	2,22	2 889,9	2,13	-8,90
Tiongkok/*China*	29 410,9	20,61	30 800,5	22,71	4,72
Papua Nugini/*Papua New Guinea*	19,6	0,01	28,8	0,02	46,58
Australia	4 815,8	3,37	5 260,9	3,88	9,24
Selandia Baru/*New Zealand*	637,0	0,45	660,9	0,49	3,75
Chili/*Chile*	173,9	0,12	83,3	0,06	-52,06
UNI EROPA/*EUROPEAN UNION*	**11 282,8**	**7,91**	**10 728,4**	**7,91**	**-4,91**
Jerman/*Germany*	3 471,7	2,43	3 159,5	2,33	-8,99
Italia/*Italy*	1 368,2	0,96	1 387,2	1,02	1,39
Perancis/*France*	1 336,9	0,94	1 362,0	1,00	1,88
Inggris/*United Kingdom*	818,9	0,57	893,8	0,66	9,15
Belanda/*Netherlands*	785,2	0,55	723,6	0,53	-7,85
Swedia/*Sweden*	691,2	0,49	526,2	0,39	-23,87
Belgia/*Belgium*	559,4	0,39	491,1	0,36	-12,21
Finlandia/*Finland*	534,1	0,37	338,6	0,25	-36,60
Spanyol/*Spain*	472,5	0,33	484,1	0,36	2,44
Austria	316,2	0,22	358,6	0,26	13,42
Denmark	201,3	0,14	156,6	0,12	-22,19
Polandia/*Poland*	150,4	0,11	143,1	0,11	-4,84
Cheska/*Czech Republic*	145,4	0,10	158,9	0,12	9,30
Irlandia/*Ireland*	103,3	0,07	110,3	0,08	6,75
Yunani/*Greece*	76,4	0,05	68,8	0,05	-10,04
Uni Eropa Lainnya/*Others EU*	251,7	0,18	366,2	0,27	45,55
LAINNYA/*OTHERS*	**21 479,7**	**15,05**	**20 211,6**	**14,90**	**-5,90**
TOTAL IMPORT	**142 694,8**	**100,00**	**135 652,8**	**100,00**	**-4,94**

http://www.bps.go.id

Diantara negara kelompok negara APEC lainnya, Tiongkok memberikan kontribusi terbesar sebanyak 22,71 persen. Sementara di antara kelompok negara ASEAN, NAFTA dan UNI EROPA peranan tertinggi masing-masing ditempati oleh Singapura (10,72 persen), Amerika Serikat (5,38 persen) dan Jerman (2,33 persen).

Among three groups of other APEC, Tiongkok has the biggest role, which is 22.71 percent. Meanwhile among group countries of ASEAN, NAFTA and EC's the biggest share was place by Singapore (10.71 percent), United States (5.38 percent) and Germany (2,33 percent), respectively.

DISTRIBUSI PERSENTASE IMPOR DARI NEGARA-NEGARA ASEAN
PERCENTAGE DISTRIBUTION OF IMPORT FROM ASEAN COUNTRIES
2016

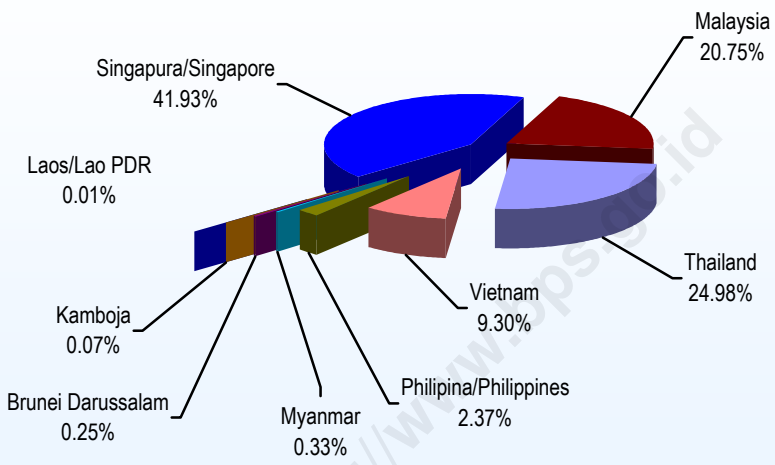

Grafik/*Graphic* 2

Melihat lebih jauh impor Indonesia dari negara kelompok ASEAN, maka selama 2016 peranan impor yang paling tinggi adalah dari Singapura, yaitu 41,93 persen dari total impor ASEAN. Selanjutnya Thailand dengan peranan 24,98 persen, Malaysia 20,75 persen, Vietnam 9,30 persen, dan Philipina 2,37 persen. Sementara peranan dari empat negara lainnya masih dibawah satu persen.

Refering to share of Indonesia's import from ASEAN countries in 2016, the biggest portion was contributed by Singapore which was 41.93 percent of total import from ASEAN countries. Thailand took the second biggest share with 24.98 percent and followed by Malaysia (20.75 percent), Vietnam (9.30 percent), and Philippines (2.37 percent); while share of other four other countries was under one percent.

Distribusi Persentase Impor dari Negara-Negara Nafta
Percentage Distribution Of Import From Nafta's Countries
2016

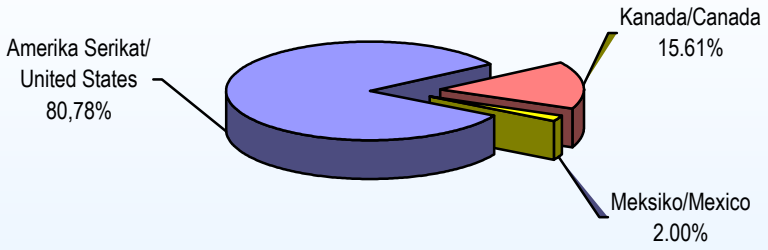

Grafik/*Graphic* 3

Amerika Serikat menjadi negara pemasok utama dari kelompok negara Nafta dengan peranan 80,78 persen. Sementara itu, impor dari *Kanada* dan *Meksiko* masing-masing 15,61 persen dan 2,00 persen.

Dalam kelompok negara **APEC** lainnya, impor Indonesia didominasi dari Tiongkok dan Jepang yang mencatatkan kontribusi masing-masing sebesar 50,36 persen dan 21,23 persen. Sedangkan dari negara kelompok Uni Eropa, Jerman menduduki peringkat pertama dengan peranan 29,45 persen dari total impor Uni Eropa.

Dilihat dari perkembangannya terhadap tahun sebelumnya, nilai impor Indonesia dari negara kelompok **ASEAN** mengalami penurunan 10,56 persen terutama disumbang oleh Singapura sebesar USD3.474,2 juta atau 19,28 persen. Terdapat lima negara dalam kelompok ini yang mengalami peningkatan, yaitu Thailand USD583,5 juta (7,22 persen), Philipina USD138,7 juta (20,31 persen), Kamboja USD4,2 juta (19,83 persen), Laos USD3,4 juta (418,29 persen) dan Vietnam USD66,9 juta (2,12 persen).

Among NAFTA countries, United States has the biggest share of 80.78 percent. Meanwhile each import share from Canada and Mexico were 15.61 percent and 2.00 percent respectively.

China has the biggest value of imports in comparison with other APEC countries and contributed 50.36 percent followed by Japan which shared 21.23 percent. Meanwhile from EC's Countries, Germany took the first rank and contributed 29.45 percent of the total value of imports of Indonesia from EC's countries.

The value of Indonesia's imports from the ASEAN group of countries has decreased 10.56 percent. Among all countries in ASEAN group, Singapore has the biggest decreasing import of value by US$3,474.2 millions or 19.28 percent. There are only five countries that increased, Thailand US$583.5 millions (7.22 percent), Philiphine US$138.7 millions (20.31 percent), Cambodia US$4.2 millions (19.83 percent), Laos US$3.4 millions (418.29 percent), and Vietnam US$66.9 millions (2.12 percent).

http://www.bps.go.id

Distribusi Persentase Impor dari Negara-Negara Uni Eropa,
Percentage Distribution Of Import From Ec's Countries
2016

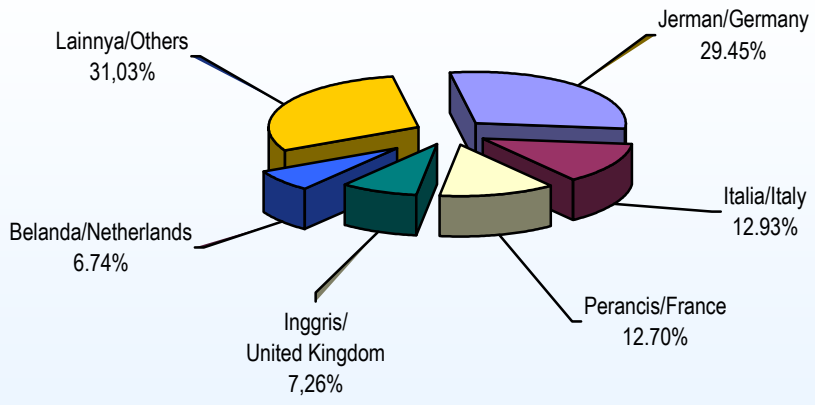

Grafik/*Graphic* 4

Impor dari negara kelompok **NAFTA** juga mengalami penurunan 5,76 persen menjadi USD8.858,4 juta, dipicu oleh penurunan Amerika Serikat sebesar USD294,8 juta (3,88 persen). Demikian juga dengan kelompok negara APEC lainnya turun USD580,0 juta (0,94 persen). Penurunan tersebut didorong oleh turunnya impor dari Korea Selatan dan Jepang masing-masing USD1.752,6 juta (20,80 persen) dan USD278,7 juta (2,10 persen).

Penurunan nilai impor juga dialami oleh kelompok **UNI EROPA** sebesar USD554,4 juta (4,91 persen), terutama dipicu oleh penurunan impor dari Jerman USD312,2 juta (8,99 persen), Finlandia USD195,5 juta (36,60 persen), Swedia USD165,0 juta (23,87 persen), Belgia USD68,3 juta (12,21 persen) dan Belanda USD61,60 juta (7,85 persen). Sementara negara kelompok UNI EROPA dengan peningkatan terbesar adalah Inggris sebesar USD74,9 juta atau 9,15 persen.

Import from NAFTA's countries has decreased 5.76 percent to US$8,858.4 millions compared with last year, which the biggest decreased was come from United States amounted to US$294.8 millions (3.88 percent). Import from others APEC's countries also decreased US$580.0 millions (0.94 percent) where Republic of Korea and Japan was the country with the biggest decreased amounted to US$1,752.6 millions (20.80 percent), followed by Japan that decreased US$278.7 millions (2.10 percent).

*Imports of Indonesia from **EC's countries** decreased as well about US$554.4 millions or 4.91 percent. It was trigerred by declining imports from a few countries such as Germany US$312.2 millions (8.99 percent), Finlandia US$195.5 millions (36.60 percent), Swedia US$165.0 millions (23.87 percent), Belgium US$68.3 millions (12.21 percent), and Netherland US$61.60 millions (7.85 percent). On the other hand, United of Kingdom was one of EC's countries which have the biggest increased imports to Indonesia, US$74.9 millions or 9.15 percent.*

http://www.bps.go.id

5. Perkembangan Impor Menurut Pelabuhan Bongkar Utama Periode 2002-2016

Kegiatan Impor Indonesia masih berpusat di Tanjung Priok, DKI Jakarta. Fasilitas lengkap dan tempat bongkar yang memadai membuat pelabuhan Tanjung Priok menjadi tujuan utama bongkar muat barang impor dan ekspor. Selama 2016, di pelabuhan ini membongkar 35.137,7 ribu ton atau senilai USD58.168,8 juta, memberikan kontribusi 23,11 persen dan 42,88 persen terhadap total impor Indonesia. Pelabuhan bongkar terbesar berikutnya adalah Tanjung Perak yang membongkar barang impor sebanyak 18.744,2 ribu ton (12,33 persen) atau senilai USD13.592,3 juta (10,02 persen).

Pelabuhan Tanjung Emas menjadi pelabuhan bongkar terbesar berikutnya dengan nilai USD5.315,9 juta (turun 3,08 persen) serta berkontribusi 3,92 persen. Volume barang impor yang dibongkar di pelabuhan ini mencapai 4.541,8 ribu ton (turun 0,03 persen).

Selanjutnya pelabuhan Belawan dan Balikpapan memberikan kontribusi 2,71 persen (USD3.669,9 juta) dan 2,18 persen (USD2.963,5 juta). Sementara pelabuhan Ujung Pandang di Provinsi Sulawesi Selatan hanya memberikan kontribusi 0,18 persen (USD250,2 juta) dari total impor Indonesia tahun 2016.

Seiring dengan penurunan nilai impor, seluruh pelabuhan bongkar utama juga mengalami penurunan. Pelabuhan bongkar dengan penurunan tertinggi dialami oleh Pelabuhan Balikpapan sebesar USD1.355,9 juta atau 31,39 persen. Penurunan terendah dialami oleh Pelabuhan Ujung Pandang sebesar USD95,4 juta (27,60 persen).

5. Import Volume from Major Port of Importation, 2002-2016

Indonesia's import was centered at Tanjung Priok, Jakarta. Detailed and unloading facilities are adequate to make the port of Tanjung Priok be the main purpose of loading and unloading of goods imports and exports. During 2016, imports at this port amounted to 35,137.7 thousand tons or US$58,168.8 millions and contributed consecutively 23.11 percent and 42.88 percent among total imports of Indonesia. Next main port was Tanjung Perak with import amounted to 18,744.2 thousand tons (12.33 percent) or US$13,592.3 millions (10.02 percent).

Tanjung Emas port was next main port amounted to US$5,315.9 millions (down 3.08 percent) and contributed 3.92 percent. The volume of imports of this port reached 4,541.8 thousand tons (up 0.03 percent).

Then, Belawan and Balikpapan ports contributed consecutively 2.71 percent (US$3,669.9 millions) and 2.18 percent (US$2,963.5 millions), while Ujung Pandang Port (South Sulawesi Province) only contributed 0.18 percent (US$250.2 millions) from the total value of imports of Indonesia in 2016.

Compared to previous year, imports at all ports decreased. The highest one was at Balikpapan port amounted to US$1,355.9 millions or 31.39 percent. The lowest decreased was Ujung Pandang port amounted to US$95.4 millions (27.60 percent).

http://www.bps.go.id

Apabila dilihat dari sisi volume, hanya Pelabuhan Tanjung Priok dan Tanjung Perak yang mengalami peningkatan masing-masing 2.867,0 ribu ton (8,88 persen) dan 1.242,3 ribu ton (7,10 persen). Sedangkan empat pelabuhan utama lainnya mengalami penurunan, tertinggi dialami oleh Pelabuhan Balikpapan sebesar 763,5 ribu ton (9,94 persen).

Tanjung Priok and Tanjung Perak ports have volume imports increased consecutively 2,867.0 thousand tons (8.88 percent) and 1,242.3 thousand tons (7.10 percent). The other main ports have volume imports decreased with the highest one was Balikpapan port amounted to 763.5 thousand tons (9.94 percent).

Tabel 5. Perkembangan Impor Menurut Pelabuhan Bongkar Utama
Imports From Major Port Of Importation
2002-2016
(Ribu Ton: *Thousand Tons;* Juta USD*: Million US$*)

Tahun *Year*	Tanjung Priok	Tanjung Perak	Belawan	Tanjung Emas	Ujung Pandang	Balikpapan	Lainnya/ *Others*	Jumlah/ *Total*
				Berat Bersih/*Net Weight* (Ribu Ton/*Thousand Tons)*				
2002	19 864,1	9 296,5	2 270,4	1 029,6	56,5	5 889,5	34 334,6	72 741,2
2003	18 243,8	9 005,4	1 934,9	1 190,1	383,0	6 261,8	32 686,1	69 705,1
2004	22 218,3	9 764,8	2 742,6	1 434,9	580,9	7 429,4	37 149,7	81 320,6
2005	21 423,8	10 480,9	3 116,2	1 388,2	588,8	5 805,5	40 861,1	83 664,5
2006	21 318,3	11 220,1	3 794,6	1 436,1	709,6	5 859,2	39 471,0	83 808,9
2007	23 563,1	12 790,2	4 149,8	1 827,9	897,7	5 742,8	40 964,1	89 935,6
2008	28 362,9	14 615,9	5 181,9	2 509,5	823,2	4 518,3	42 652,6	98 664,3
2009	24 179,5	12 790,2	4 575,3	2 690,3	1 014,7	6 851,2	39 253,2	91 354,4
2010	28 655,3	12 475,2	3 296,3	4 385,7	1 156,1	7 171,5	53 560,9	110 701,0
2011	33 608,7	17 799,3	6 084,6	3 622,4	1 328,4	5 714,5	60 063,7	128 221,6
2012	36 971,5	18 166,6	6 061,2	3 762,1	1 406,9	5 534,6	64 380,7	136 283,6
2013	36 879,8	18 288,9	6 203,7	4 276,0	863,9	7 235,7	67 361,6	141 109,6
2014	35 677,9	18 543,0	6 701,5	4 225,0	1 026,8	7 125,2	74 434,9	147 734,3
2015	32 270,7	17 501,9	6 269,0	4 543,2	916,6	7 684,4	77 907,0	147 093,3
2016	35 137,7	18 744,2	6 225,4	4 541,8	777,8	6 920,9	79 677,6	152 025,4
				Nilai CIF/*CIF Value* (Juta USD: *US$Million*)				
2002	14 763,7	3 433,5	621,3	735,0	8,0	1 404,2	10 323,2	31 288,9
2003	14 668,4	3 710,1	584,0	778,6	82,5	1 835,5	10 891,6	32 550,7
2004	22 141,2	4 882,4	832,7	998,0	134,6	2 488,4	15 047,2	46 524,5
2005	24 226,5	5 649,3	1 000,0	997,6	166,8	2 942,0	22 718,7	57 700,9
2006	24 267,4	6 089,4	1 200,5	992,8	179,7	3 428,9	24 906,8	61 065,5
2007	30 899,0	7 995,4	1 821,8	1 521,8	277,6	3 868,6	28 089,2	74 473,4
2008	54 388,6	12 676,3	3 250,4	2 758,2	501,0	4 239,2	51 383,6	129 197,3
2009	40 917,0	9 309,3	2 484,2	2 704,6	422,8	3 908,8	37 082,5	96 829,2
2010	60 071,5	12 475,2	3 296,3	4 385,7	688,8	5 042,8	49 703,0	135 663,3
2011	77 260,8	15 721,7	4 606,5	4 904,8	1 072,1	5 572,6	68 297,1	177 435,6
2012	81 102,9	16 430,6	4 775,6	5 103,1	872,3	6 122,1	77 282,9	191 689,5
2013	77 412,0	17 463,5	4 826,3	5 704,7	876,7	7 228,0	73 117,5	186 628,7
2014	72 616,2	17 449,6	4 777,7	5 949,5	570,1	6 557,7	70 258,0	178 178,8
2015	58 361,6	13 716,1	3 771,1	5 484,8	345,6	4 319,4	56 696,2	142 694,8
2016	58 168,8	13 592,3	3 669,9	5 315,9	250,2	2 963,5	51 692,2	135 652,8

http://www.bps.go.id

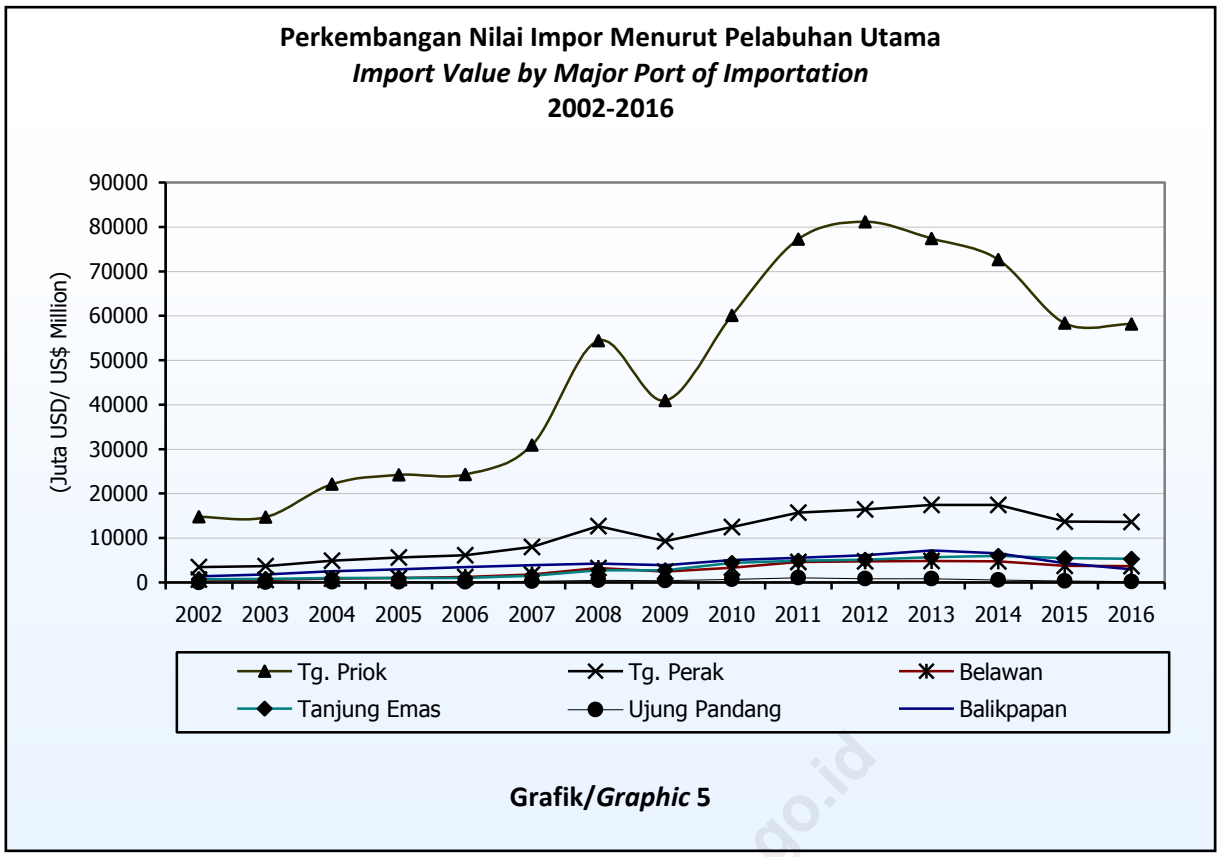

Grafik/*Graphic* 5

http://www.bps.go.id

6. Impor menurut Golongan Penggunaan Barang Periode 2002-2016

Menurut golongan penggunaan barang selama periode 2002-2016, bahan baku/penolong merupakan bagian terbesar dari impor secara keseluruhan dan menunjukkan peranan rata-rata sebesar 75,66 persen per tahun. Sementara itu, impor barang modal dan barang konsumsi memberikan rata-rata peranan 16,60 persen dan 7,74 persen.

Pada 2016, impor Indonesia masih didominasi oleh bahan baku/penolong dengan nilai USD100.945,7 juta dan memberikan peran 74,41 persen. Sementara itu, impor barang modal berada diurutan berikutnya dengan peran 16,48 persen (USD22.355,4 juta). Barang konsumsi merupakan golongan barang yang paling sedikit diimpor Indonesia dengan peran 9,11 persen (USD12.351,7 juta).

6. Import by Broad Economic Categories (BEC) During 2002-2016

Based upon Broad Economic Categories during 2002-2016, import share of raw/support materials had the biggest portion of import with an average 75.66 percent annually. Meanwhile, capital goods and consumer goods shared an average 16.60 percent and 7.74 percent.

In 2016, import Indonesia was dominated by import of raw/support materials with value of imports US$100,945.7 millions and shared 74.41 percent. That was followed by import of capital goods that shared 16.48 percent (US$22,355.4 millions). Consumer goods were the least import with shared 9.11 percent (US$12,351.7 millions).

Tabel 6. Nilai Impor Menurut Golongan Penggunaan Barang dan Peranannya terhadap Total Impor
Table F.1. Import By Broad Economic Categories and Share to Total Import
2002-2016

Tahun *Year*	Nilai/*Value* (Juta USD: *US$ Million*)				Peranan/*Share* (persen/*percent*)			
	Barang Konsumsi *Consumption goods*	Bahan Baku/ Penolong *Raw/Support materials*	Barang Modal *Capital Goods*	Jumlah *Total*	Barang Konsumsi *Consumption goods*	Bahan Baku/ Penolong *Raw/Support materials*	Barang Modal *Capital Goods*	Jumlah *Total*
2002	2 650,5	24 227,5	4 410,9	31 288,9	8,47	77,43	14,10	100,00
2003	2 862,8	25 496,3	4 191,6	32 550,7	8,79	78,33	12,88	100,00
2004	3 786,5	36 204,2	6 533,8	46 524,5	8,14	77,82	14,04	100,00
2005	4 620,5	44 792,0	8 288,4	57 700,9	8,01	77,63	14,36	100,00
2006	4 738,2	47 171,4	9 155,9	61 065,5	7,76	77,25	14,99	100,00
2007	6 539,1	56 484,7	11 449,6	74 473,4	8,78	75,85	15,37	100,00
2008	8 303,7	99 492,7	21 400,9	129 197,3	6,43	77,01	16,56	100,00
2009	6 752,6	69 638,1	20 438,5	96 829,2	6,97	71,92	21,11	100,00
2010	9 991,6	98 755,1	26 916,6	135 663,3	7,37	72,79	19,84	100,00
2011	13 392,9	130 934,3	33 108,4	177 435,6	7,55	73,79	18,66	100,00
2012	13 408,1	140 126,6	38 154,8	191 689,5	7,00	73,10	19,90	100,00
2013	13 138,8	141 957,9	31 532,0	186 628,7	7,04	76,06	16,90	100,00
2014	12 667,2	136 208,6	29 303,0	178 178,8	7,11	76,44	16,45	100,00
2015	10 876,5	107 081,0	24 737,3	142 694,8	7,62	75,04	17,34	100,00
2016	12 351,7	100 945,7	22 355,4	135 652,8	9,11	74,41	16,48	100,00

http://www.bps.go.id

Perkembangan Impor Indonesia Menurut Golongan Penggunaan Barang
Indonesia's Import by Broad Economic Categories
2002-2016

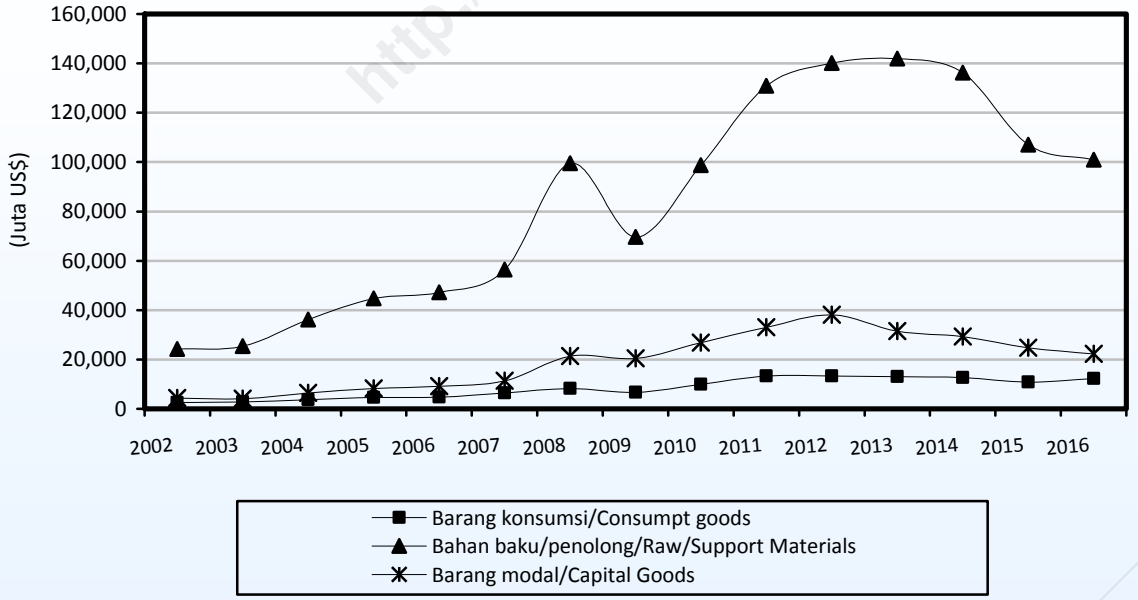

Grafik/*Graphic 6*

Tabel/*Table* 7. Laju Pertumbuhan Nilai Impor Menurut Golongan Penggunaan Barang
Import Growth By Broad Economic Categories
2002-2016
(persen : *percent*)

Tahun *Year*	Barang Konsumsi *Consumption Goods*	Bahan Baku/ Penolong *Raw/Support Materials*	Barang Modal *Capital Goods*	Jumlah *Total*
2002	17,74	1,46	-8,71	1,06
2003	8,01	5,24	-4,97	4,03
2004	32,27	42,00	55,88	42,93
2005	22,02	23,72	26,86	24,02
2006	2,55	5,31	10,47	5,83
2007	38,01	19,74	25,05	21,96
2008	26,99	76,14	86,91	73,48
2009	-18,68	-30,01	-4,50	-25,05
2010	47,97	41,81	31,70	40,11
2011	34,04	32,58	23,00	30,79
2012	0,11	7,02	15,24	8,03
2013	-2,01	1,31	-17,36	-2,64
2014	-3,59	-4,05	-7,07	-4,53
2015	-14,14	-21,38	-15,58	-19,91
2016	13,56	-5,73	-9,63	-4,94

Jika dibandingkan tahun sebelumnya, nilai impor bahan baku/penolong dan barang modal mengalami penurunan masing-masing sebesar USD6.135,3 juta (5,73 persen), USD2.381,9 juta (9,63 persen), sedangkan impor barang konsumsi meningkat USD1.475,2 juta (13,56 persen).

Compared with last year, import of consumption goods, raw/support materials and capital goods were consecutively decreased US$6,135.3 millions (5.73 percent), US$2,381.9 millions (9.63 percent), and US$1,475.2 millions (13.56 percent).

7. Impor menurut Golongan Barang SITC 1 Dijit Periode 2012-2016

Mesin dan alat angkutan merupakan kelompok komoditi yang paling banyak diimpor pada 2016 dengan nilai USD43.896,0 juta (turun 3,41 persen) dan memberikan kontribusi 32,36 dari total impor Indonesia. Kelompok komoditi terbesar berikutnya adalah hasil industri pabrik sebesar USD22.623,8 juta (turun 4,28 persen) dan bahan kimia USD19.999,4 juta (turun 5,68 persen).

7. Import by Standard International Trade Classification (SITC) During 2012-2016

Machinery & transportation equipment was the biggest commodity group in 2016 with amounted US$43,896.0 millions (down 3.41 percent) or 32.36 percent of total imports value of Indonesia. The next main commodity group was manufactured goods US$22,623.8 millions (down 4.28 percent) and followed by chemicals US$19,999.4 millions (down 5.68 percent).

http://www.bps.go.id

Selanjutnya komoditas bahan bakar, mineral dan minyak pelumas sebesar USD19.241,1 juta (turun 23,12 persen), bahan makanan dan binatang hidup sebesar USD13.746,2 juta (naik 12,26 persen), hasil industri dan transaksi lainnya USD8.269,7 juta (naik 16,65 persen), bahan baku hasil tambang sebesar USD7.078,8 juta (turun 3,74 persen), minuman dan tembakau USD653,3 juta (naik 15,98 persen), serta minyak/lemak nabati dan hewani USD144,5 juta (naik 9,80 persen).

Furthermore Mineral fuels. Lubricants. Etc US$19,241.1 millions (down 23.12 percent), food and live animals US$13,746.2 millions (rose 12.26 percent), Misc. manufactured articles and transactions US$8,269.7 millions (rose 16.65 percent), Crude materials; inedible US$7,078.8 millions (down 3.74 percent), beverages & tobacco US$653.3 millions (rose 15.98 percent) and animal and vegetable oils/fats US$144.5 millions (rose 9.80 percent) respectively.

Tabel/*Table* 8. Nilai Impor Menurut SITC 1 Dijit/*Import Value By SITC 1 Digit Section* 2012-2016
(Juta USD: *US$Million*)

SITC	Komoditi *Commodity Group*	2012	2013	2014	2015	2016
0	Bahan makanan dan binatang hidup *Food and live animals*	13 342,3	13 871,7	14 587,4	12 244,9	13 746,2
1	Minuman dan tembakau *Beverages and tobacco*	848,1	821,6	789,2	563,3	653,3
2	Bahan baku hasil tambang *Crude materials; inedible*	9 029,8	9 231,1	9 176,8	7 354,1	7 078,8
3	Bahan bakar, mineral, dan minyak pelumas *Mineral fuels. Lubricants. Etc*	42 732,8	45 510,1	43 928,7	25 028,0	19 241,1
4	Minyak/lemak nabati dan hewani *Animal and vegetable oils/fats*	157,3	205,8	144,4	131,6	144,5
5	Bahan kimia *Chemicals*	23 666,7	23 593,6	23 779,3	21 203,4	19 999,4
6	Hasil industri pabrik *Manufactured goods*	29 772,8	28 462,1	26 854,6	23 635,9	22 623,8
7	Mesin dan alat angkutan *Machinery & transportation equipment*	65 637,4	57 823,6	52 145,8	45 444,2	43 896,0
8&9	Hasil industri dan transaksi lainnya *Misc. manufactured articles and transactions*	6 502,9	7 109,1	6 772,6	7 089,4	8 269,7
Jumlah/*Total*		**191 689,5**	**186 828,7**	**178 178,8**	**142 694,8**	**135 652,8**

http://www.bps.go.id

TABLE 1. IMPORT BY COUNTRY OF ORIGIN
JANUARY-DECEMBER, 2015-2016

CODE		COUNTRY OF ORIGIN	JANUARY-DECEMBER 2015		JANUARY-DECEMBER 2016	
			NET WEIGHT (KG)	CIF VALUE (US$)	NET WEIGHT (KG)	CIF VALUE (US$)
111	JP	JAPAN	4 029 098 477	13 263 523 253	4 170 424 831	12 984 774 124
112	HK	HONG KONG	506 984 925	1 817 366 992	454 191 076	1 773 785 610
113	KP	KOREA, DEM. PEOPLE'S REP.	8 161 978	2 603 176	7 109 296	1 391 559
114	KR	KOREA, REPUBLIC OF	6 821 640 729	8 427 205 940	5 088 535 796	6 674 577 343
115	TW	TAIWAN	1 320 268 247	3 172 095 342	1 244 561 250	2 889 874 467
116	CN	CHINA	19 237 517 201	29 410 887 144	21 907 300 803	30 800 462 250
117	MN	MONGOLIA	432 059	838 684	9 121 148	11 779 068
118	MO	MACAU	1 374 960	9 166 603	1 799 414	13 840 774
120	PG	PAPUA NEW GUINEA	13 397 271	19 639 578	11 166 792	28 788 138
121	TH	THAILAND	8 356 650 725	8 083 368 324	8 151 209 618	8 666 933 266
122	SG	SINGAPORE	19 297 998 518	18 022 485 606	19 260 233 609	14 548 298 535
123	PH	PHILIPPINES	527 172 080	683 083 232	752 256 797	821 806 229
124	MY	MALAYSIA	11 484 083 120	8 530 667 553	10 464 454 237	7 200 944 209
125	MM	MYANMAR	67 184 591	160 418 362	71 490 413	113 339 640
126	KH	CAMBODIA	2 791 436	21 127 812	2 786 787	25 317 829
127	BN	BRUNEI DARUSSALAM	273 534 513	131 437 232	266 301 302	87 726 738
128	LA	LAO PEOPLE'S DEM. REP.	404 610	809 796	17 060 096	4 197 059
129	NP	NEPAL	5 152	41 314	5 695	80 230
130	BT	BHUTAN	712	10 196	154	3 068
131	VN	VIETNAM	3 640 787 255	3 161 530 523	2 406 020 866	3 228 402 149
132	MV	MALDIVES	0	0	54 284	114 692
133	IN	INDIA	2 374 408 041	2 741 418 281	2 467 646 558	2 872 736 721
134	PK	PAKISTAN	258 331 835	174 512 383	185 755 856	157 255 828
135	BD	BANGLADESH	27 568 069	59 470 951	31 136 512	68 404 276
136	LK	SRI LANKA	16 999 038	41 281 724	16 282 667	44 303 205
137	AF	AFGHANISTAN	161 998	248 283	18 016	31 061
138	ID	INDONESIA	31 098 842	117 768 130	35 998 136	120 311 296
141	IQ	IRAQ	200 530	243 033	4 411	104 513
142	IR	IRAN (ISLAMIC REPUBLIC OF)	168 427 672	56 588 573	543 145 455	103 405 066
143	SA	SAUDI ARABIA	6 971 210 259	3 421 631 533	6 849 949 428	2 725 032 569
144	IL	ISRAEL	5 136 065	77 725 325	9 343 188	109 939 524
145	KW	KUWAIT	1 310 683 908	738 682 907	626 807 110	293 118 912
146	JO	JORDAN	893 269 892	160 782 400	1 254 279 588	165 841 386
148	LB	LEBANON	4 535 669	3 703 495	554 361	1 683 785
149	PS	PALESTINA	17 760	163 682	28 971	283 970
151	YE	YEMEN	810 045	573 182	601 797	1 038 801
152	OM	OMAN	468 568 041	144 191 243	500 687 543	61 386 761
153	SY	SYRIA ARAB REPUBLIC	224 329	1 608 549	233 578	1 401 950
154	TR	TURKEY	220 744 456	249 821 102	337 877 638	311 154 336
155	AE	UNITED ARAB EMIRATES	2 438 298 341	1 356 098 749	2 915 755 479	1 316 222 642
156	QA	QATAR	1 409 217 019	731 809 868	2 201 533 149	857 449 378
157	BH	BAHRAIN	23 728 873	23 442 979	123 761 197	61 342 833
158	CY	CYPRUS	9 377 101	3 048 995	16 376 294	12 071 366
211	EG	EGYPT	1 220 332 778	243 088 337	1 805 254 611	352 143 528
212	LY	LIBYAN ARAB JAMAHIRIYA	961	110 141	127 686 469	43 244 751
213	MA	MOROCCO	464 092 010	126 934 523	351 698 458	62 334 039
214	TN	TUNISIA	13 359 260	21 206 262	14 278 883	22 752 291
215	DZ	ALGERIA	571 238 712	282 771 489	1 056 901 482	382 214 405
216	SD	SUDAN	165 152	344 152	1 678 338	1 665 986
217	ER	ERITREA	85	1 905	36	924
218	LS	LESOTHO	9 878	114 536	13 132	151 849
219	NA	NAMIBIA	3 367 305	7 494 933	1 594 879	3 333 620
221	ET	ETHIOPIA	13 616 587	10 962 784	24 305 669	23 669 429
222	TZ	TANZANIA, UNITED REP. OF	8 769 756	21 451 366	19 805 013	68 895 591
223	MG	MADAGASCAR	9 338 982	6 826 469	7 986 925	54 821 851
224	SO	SOMALIA	76 232	175 254	0	0
225	KE	KENYA	13 121 174	12 317 151	9 954 361	10 019 984
226	RE	REUNION	1 689 418	342 438	4 709	33 671
227	MZ	MOZAMBIQUE	10 894 349	16 453 235	5 658 724	9 405 200
228	BW	BOTSWANA	45	296	14	235
229	GQ	EQUATORIAL GUINEA	173 742 815	68 503 912	259 723 148	87 192 272
230	TG	TOGO	10 816 290	16 152 039	5 350 679	10 221 124
231	GH	GHANA	7 304 382	22 372 242	2 303 267	7 549 225
232	LR	LIBERIA	46 057 786	15 030 103	11 382 202	4 441 176
233	GN	GUINEA	203 128	289 049	604 772	887 155
234	AO	ANGOLA	1 566 606 963	640 309 000	674 590 716	235 159 764
235	CG	CONGO	350 146 100	126 403 102	513 221 419	154 076 554
236	CM	CAMEROON	14 252 593	26 509 841	151 373 698	65 393 861

http://www.psa.gov.ph

TABLE 1. IMPORT BY COUNTRY OF ORIGIN
JANUARY-DECEMBER, 2015-2016

CODE		COUNTRY OF ORIGIN	JANUARY-DECEMBER 2015		JANUARY-DECEMBER 2016	
			NET WEIGHT (KG)	CIF VALUE (US$)	NET WEIGHT (KG)	CIF VALUE (US$)
237	NG	NIGERIA	3 064 640 610	1 288 155 838	3 938 683 369	1 287 967 205
238	SL	SIERRA LEONE	859 407	233 371	225 842	412 891
239	GA	GABON	124 400	296 326	256 232 564	88 197 093
240	CI	COTE D'IVOIRE	57 314 416	122 056 084	28 342 588	52 607 376
241	SN	SENEGAL	1 299 995	1 731 187	3 494 678	9 271 855
242	MR	MAURITANIA	796 098	1 637 362	374 627	530 681
243	ML	MALI	27 975 868	43 755 262	17 651 538	26 752 847
244	BJ	BENIN	21 743 210	32 592 820	13 912 412	18 750 018
245	BF	BURKINA FASO	31 263 471	48 966 245	18 253 565	28 085 320
247	GM	GAMBIA	100	5 334	11	472
249	SC	SEYCHELLES	2 094 930	5 590 559	2 909 265	7 109 950
251	UG	UGANDA	5 627 779	10 223 218	6 516 723	15 727 351
252	CF	CENTRAL AFRICAN REPUBLIC	4 050 341	6 284 320	2 608 916	4 059 255
253	NE	NIGER	495	12 552	316	19 312
254	TD	CHAD	232 455	367 908	1 362 760	2 164 485
255	DJ	DJIBOUTI	0	0	120 018	148 525
256	SH	SAINT HELENA	14 386	321 938	259	16 791
257	ST	SAO TOME AND PRINCIPE	140	14 887	59 325	174 311
260	SZ	SWAZILAND	63 740	1 018 763	182 975	1 138 735
261	ZA	SOUTH AFRICA	253 528 935	231 940 029	293 493 705	290 806 599
262	ZW	ZIMBABWE	7 606 742	25 331 655	8 558 555	32 206 100
263	ZM	ZAMBIA	5 633 456	9 226 887	10 463 860	16 595 085
264	MW	MALAWI	1 068 846	5 213 568	1 550 891	7 775 225
265	KM	COMOROS	2	60	192 353	1 702 639
266	BI	BURUNDI	4	508	0	0
267	MU	MAURITIUS	783 485	1 832 618	1 041 342	991 163
268	RW	RWANDA	942	13 143	8 179	53 906
270	YT	MAYOTTE	0	0	5	240
271	CD	DEMOCRATIC REP. OF THE CONGO	520 275 467	236 197 696	85 432 721	32 113 243
272	SS	SOUTH SUDAN	71	8 276	0	0
311	AU	AUSTRALIA	15 086 753 766	4 815 794 517	16 313 208 607	5 260 854 764
312	NZ	NEW ZEALAND	669 716 540	637 009 821	668 004 310	660 904 202
318	FM	MICRONESIA, FED. STATES OF	1 571 422	1 713 140	6 057 519	9 768 630
319	GU	GUAM	922	21 666	65	492
320	PW	PALAU	0	0	12	271
321	NR	NAURU	4 390	30 005	865	11 690
322	NC	NEW CALEDONIA	1 520 915	354 265	869 214	174 494
323	NU	NIUE	0	0	229	1 208
324	MP	NORTHERN MARIANA ISLANDS	0	0	32 072	582 973
325	VC	SAINT VINCENT AND THE GRENADIN	396 904	888 629	104 500	296 502
326	VU	VANUATU	30 004	84 614	3	590
331	AS	AMERICAN SAMOA	331 472	4 730 485	446 322	2 112 889
332	CK	COOK ISLANDS	426	11 979	71 615	477 913
333	FJ	FIJI	1 219 304	718 724	2 110 756	1 238 742
334	KI	KIRIBATI	330	4 400	2 985	45 367
335	MH	MARSHALL ISLANDS	191 863	2 193 628	32 361 783	15 871 187
336	WS	SAMOA	430 940	1 547 412	292 760	1 090 119
337	SB	SOLOMON ISLANDS	1 986 517	4 310 218	518 415	796 689
338	TO	TONGA	645	4 249	1	9
339	TV	TUVALU	1 501	8 674	0	0
340	CX	CHRISTMAS ISLANDS	53 200 059	6 937 124	28 250 000	3 342 750
341	UM	U.S MINOR OUTLYING ISLAND	0	0	9	591
342	CC	COCOS (KEELING) ISLANDS	105 242	3 293 558	1 185	4 253
343	TK	TOKELAU	18 226	17 037	20 410	26 308
345	PN	PITCAIRN	7 720	11 840	11 037	2 321
391	TL	EAST TIMOR	1 742 705	525 260	2 626 919	1 496 886
392	AQ	ANTARTICA	0	0	42	1 913
411	US	UNITED STATES	5 850 060 065	7 593 201 156	7 262 314 574	7 298 440 731
412	CA	CANADA	3 994 189 596	1 609 251 588	3 842 935 092	1 383 029 909
421	MX	MEXICO	30 106 356	197 558 524	18 075 326	176 954 296
422	GT	GUATEMALA	44 067 063	18 831 377	42 041 226	19 447 731
423	HN	HONDURAS	1 245 211	1 345 593	35 595 862	13 468 377
424	NI	NICARAGUA	13 125	188 853	6 901 457	3 802 086
425	PA	PANAMA	33 651 350	44 623 591	89 704 755	52 309 306
426	CU	CUBA	334 296	1 973 191	112 657	1 786 413
428	SR	SURINAME	38	1 739	0	0
431	CL	CHILE	257 128 663	173 847 935	72 770 453	83 339 009
432	VE	VENEZUELA	207 796	439 105	3 524	265 139

http://www.gps.gov.

TABLE 1. IMPORT BY COUNTRY OF ORIGIN
JANUARY-DECEMBER, 2015-2016

CODE		COUNTRY OF ORIGIN	JANUARY-DECEMBER 2015		JANUARY-DECEMBER 2016	
			NET WEIGHT (KG)	CIF VALUE (US$)	NET WEIGHT (KG)	CIF VALUE (US$)
433	AR	ARGENTINA	3 757 175 237	1 298 349 716	4 219 610 693	1 373 635 778
434	BR	BRAZIL	6 513 147 277	2 425 426 649	5 493 856 894	2 402 379 953
435	CO	COLOMBIA	1 936 023	6 046 188	3 532 668	8 214 307
436	BO	BOLIVIA	329 146	292 644	16 809	300 474
437	UY	URUGUAY	31 518 346	17 056 127	56 887 874	25 087 803
438	PY	PARAGUAY	26 842 966	10 557 479	149 811 086	62 914 885
441	EC	ECUADOR	6 433 622	22 672 929	12 652 139	48 275 335
442	PE	PERU	122 150 966	52 723 286	127 804 006	59 302 713
443	GY	GUYANA	2	194	701 048	289 648
444	TT	TRINIDAD AND TOBAGO	716 361	473 851	6 908 741	2 851 311
445	BS	BAHAMAS	4 965	97 814	342	5 762
446	JM	JAMAICA	743 079	788 793	545 280	456 236
447	PR	PUERTO RICO	1 007 301	21 544 379	1 433 412	20 724 057
448	BZ	BELIZE	333 592	2 329 166	299 554	2 490 768
449	DO	DOMINICAN REPUBLIC	965 459	3 683 005	2 687 984	10 382 390
450	SV	EL SALVADOR	48 482	1 726 335	67 512 834	24 568 311
451	CR	COSTA RICA	1 178 377	2 893 783	1 093 038	5 671 011
452	HT	HAITI	418 744	288 535	6 717	164 409
453	BB	BARBADOS	240	25 162	290 271	142 596
454	AG	ANTIGUA AND BARBUDA	2 424	34 333	250 061	62 862
455	AI	ANGUILLA	195 436	1 324 552	9 850	78 692
456	AW	ARUBA	0	0	5	250
457	BM	BERMUDA	53 899	1 475 148	65 989	1 767 053
458	CV	CAPE VERDE	20 104 896	2 969 230	7 805	19 100
459	KY	CAYMAN ISLANDS	412	51 597	392	23 185
460	DM	DOMINICA	50 409	171 600	234 564	954 900
462	GF	FRENCH GUIANA	0	0	42	319
463	PF	FRENCH POLYNESIA	1 192 011	209 557	1 598 908	347 868
464	GL	GREENLAND	30 276	281 049	21 410	240 962
465	GD	GRENADA	0	0	25	750
467	AN	NETHERLANDS ANTILLES	1 880 539	2 455 343	2 188 589	2 014 850
468	NF	NORFOLK ISLANDS	16 000	32 000	207 835	164 190
469	LC	SAINT LUCIA	319 356	83 870	217 864	54 459
470	SM	SAN MARINO	76	8 673	13 474	78 253
471	TC	TURKS AND CAICOS ISLANDS	12	2 436	37	343
472	GP	GUADELOUPE	4	74	35	1 545
476	MS	MONTSERRAT	0	0	204	3 061
477	VG	VIRGIN ISLANDS (BRITISH)	3 431 697	17 311 400	903 506	5 799 771
478	VI	U.S. VIRGIN ISLANDS	563 175	2 015 253	617	19 860
511	GB	UNITED KINGDOM	277 490 190	818 883 103	546 996 743	893 835 427
512	NL	NETHERLANDS	293 823 477	785 230 635	292 634 188	723 615 622
513	FR	FRANCE	275 648 910	1 336 934 556	549 854 846	1 362 003 598
514	DE	GERMANY, FED. REP. OF	715 488 924	3 471 690 503	790 557 044	3 159 486 086
515	AT	AUSTRIA	62 698 608	316 176 425	76 847 045	358 605 771
516	BE	BELGIUM	256 189 949	559 364 252	250 091 693	491 083 864
517	CH	SWITZERLAND	96 241 089	634 261 150	90 395 322	722 302 630
518	LU	LUXEMBOURG	4 690 590	15 852 539	2 461 618	38 770 016
519	GI	GIBRALTAR	442	6 227	0	0
520	MC	MONACO	6 597	426 126	5 881	338 751
521	DK	DENMARK	23 246 695	201 302 936	40 177 411	156 627 509
522	NO	NORWAY	213 075 620	226 250 922	506 313 338	333 697 761
523	SE	SWEDEN	222 951 508	691 165 985	191 057 712	526 178 474
524	FI	FINLAND	59 784 912	534 092 089	64 710 274	338 589 746
525	IE	IRELAND	25 680 652	103 340 627	26 952 720	110 315 954
526	IT	ITALY	300 953 396	1 368 233 772	384 368 011	1 387 204 505
527	ES	SPAIN	125 442 436	472 543 759	94 863 738	484 060 870
528	PT	PORTUGAL	17 420 857	44 349 101	11 164 464	35 120 895
529	IS	ICELAND	142 389	517 930	44 258	1 230 568
531	GR	GREECE	134 297 226	76 426 369	65 481 034	68 753 166
532	VA	VATICAN CITY STATE	6	10	0	0
533	AD	ANDORRA	20 856	50 098	70	4 134
534	LI	LIECHTENSTEIN	3 934	140 550	264 612	1 448 566
542	HU	HUNGARY	3 894 169	62 246 591	8 092 694	61 454 287
543	PL	POLAND	43 680 792	150 373 922	58 771 221	143 091 397
544	RO	ROMANIA	5 344 115	25 069 535	58 621 766	42 075 851
545	BG	BULGARIA	41 828 196	54 518 078	143 423 102	75 273 047
548	AL	ALBANIA	56 266	180 730	37 168	218 085
549	AM	ARMENIA	248	15 495	311	7 371

http://www.ops.go.tz

TABLE 1. IMPORT BY COUNTRY OF ORIGIN
JANUARY-DECEMBER, 2015-2016

CODE		COUNTRY OF ORIGIN	JANUARY-DECEMBER 2015		JANUARY-DECEMBER 2016	
			NET WEIGHT (KG)	CIF VALUE (US$)	NET WEIGHT (KG)	CIF VALUE (US$)
550	AZ	AZERBAIJAN	2 789 115 059	1 284 083 821	1 462 620 883	483 052 826
551	BY	BELARUS	653 048 944	210 918 949	523 937 679	163 661 531
552	KZ	KAZAKHSTAN	7 859 942	13 768 652	11 229 524	14 946 514
553	KG	KYRGYZSTAN	329 161	784 940	158 911	425 448
554	MD	MOLDOVA, REPUBLIC OF	77 836 171	18 971 797	63 614 137	13 839 232
555	TJ	TAJIKISTAN	81	2 375	184	5 683
556	TM	TURKMENISTAN	51 818 140	8 368 849	17 355 175	2 231 982
557	UA	UKRAINE	753 434 396	198 448 442	2 556 692 009	562 308 424
558	UZ	UZBEKISTAN	6 002 421	7 256 031	10 475 323	7 310 716
559	LT	LITHUANIA	3 258 052	9 564 318	33 232 637	13 384 606
560	LV	LATVIA	2 350 417	4 896 995	55 709 965	19 778 191
561	EE	ESTONIA	1 032 118	3 549 324	2 893 708	7 499 818
562	GE	GEORGIA	461 091	6 302 545	39 509	270 334
563	HR	CROATIA	21 981 668	17 780 791	1 858 380	13 789 544
564	BA	BOSNIA AND HERZEGOVINA	25 227	316 871	164 355	436 948
565	MT	MALTA	548 884	979 535	79 849 908	29 214 624
566	SK	SLOVAKIA	3 012 607	14 778 262	3 228 648	17 885 939
567	SI	SLOVENIA	2 364 894	12 788 798	2 325 762	13 516 521
568	CZ	CZECH REPUBLIC	91 398 271	145 392 559	77 410 244	158 917 492
569	GS	SOUTH GEORGIA AND THE SOUTH SA	909	1 108	0	0
570	MK	REP. OF MACEDONIA	886 400	4 697 881	254 018	1 467 446
571	FO	FAEROE ISLANDS	20 219	115 243	17 943	166 260
572	RU	RUSSIA FEDERATION	2 174 548 568	992 640 440	2 150 002 050	850 613 451
573	RS	SERBIA	161 989	9 119 893	385 341	25 298 096
574	ME	MONTENEGRO	1 998	167 774	1 144	17 483
575	CS	KOSOVO	24	267	3	149
577	SJ	SVALBARD AND JAN MAYEN	0	0	8	859
578	GG	GUERNSEY	359	186 773	1	10
579	IM	ISLE OF MAN	13 127	85 905	20	1 294
580	JE	JERSEY	1	21	2	45
		TOTAL IMPORT	**147 093 349 240**	**142 694 804 223**	**152 025 371 080**	**135 652 816 501**

http://www.bos.gov.tr

TABLE 2. IMPORT BY PROVINCE AND PORT OF IMPORTATION
JANUARY-DECEMBER, 2015-2016

CODE		PROVINCE/ PORT OF IMPORTATION	JANUARY-DECEMBER 2015 NET WEIGHT (KG)	JANUARY-DECEMBER 2015 CIF VALUE (US$)	JANUARY-DECEMBER 2016 NET WEIGHT (KG)	JANUARY-DECEMBER 2016 CIF VALUE (US$)
ACEH			**149 058 407**	**116 817 675**	**121 872 735**	**28 994 572**
11101	IDSBG	SABANG	6 082 283	1 854 450	7 246 806	10 065 358
11104	IDLSW	LHOK SEUMAWE	31 466 825	99 317 429	5 707 515	3 318 545
11108	IDMEQ	MEULABOH	400 399	233 417	0	0
11110	IDSNG	SINABANG	281 380	101 578	0	0
11115	IDBTJ	ACEH / BLANG BINTANG (U)	0	0	108	3 646
11117	IDKRU	KRUENG RAJA MALAHAYATI	23 959 538	11 733 806	21 275 865	11 565 476
11118	IDKLS	KUALA LANGSA	999 947	1 034 754	2 148 963	1 867 790
11119	IDLHK	LHOK NGA	85 868 035	2 542 241	85 493 478	2 173 757
SUMATERA UTARA			**6 853 706 628**	**3 992 117 976**	**6 818 850 685**	**3 914 667 411**
12002	IDKNO	KUALA NAMU INTERNATIONAL AIRPORT	936 532	14 081 968	1 047 873	17 934 109
12141	IDPSU	PANGKALAN SUSU	0	0	4 981 335	1 242 388
12143	IDTPR	TANJUNG PURA	26 639	36 841	0	0
12144	IDBLW	BELAWAN	6 269 007 377	3 771 051 744	6 225 387 073	3 669 859 266
12145	IDTJB	TANJUNG BALAI ASAHAN	20 047 073	7 639 736	17 617 938	7 436 266
12159	IDSLG	SIBOLGA	4 092 992	1 734 079	2 055 248	512 721
12160	IDGNS	GUNUNG SITOLI	0	0	265 136	19 960 070
12165	IDPTE	PULAU TELLO	66	2 842	0	0
12166	IDMES	MEDAN / POLONIA (U)	302 117	7 429 277	116 852	22 592 824
12170	IDKTJ	KUALA TANJUNG	559 293 832	190 141 489	567 379 230	175 129 767
SUMATERA BARAT			**1 483 259 278**	**632 798 055**	**1 015 617 021**	**345 246 131**
13191	IDTBY	PADANG/TL.BAYUR	1 483 258 997	632 744 561	1 015 616 155	345 217 714
13192	IDPDG	PADANG / TABING (U)	281	53 494	866	28 417
RIAU			**2 711 207 330**	**1 341 045 965**	**3 226 814 628**	**1 302 727 543**
14225	IDDUM	DUMAI	1 582 374 802	641 010 155	2 026 254 548	597 294 415
14228	IDBLS	BENGKALIS	4 392 757	2 422 358	4 426 431	2 468 501
14230	IDSPA	SELAT PANJANG	535 285	275 081	577 601	277 586
14231	IDSSI	SIAK SRI INDRAPURA	8 368 277	4 463 159	22 716	118 479
14233	IDPEK	PEKANBARU (RUMBAI)	11 042 605	6 167 268	14 205 496	5 426 858
14235	IDSUQ	SUNGAI GUNTUNG	12 092 362	38 470 003	18 063 367	48 165 427
14242	IDTEM	TEMBILAHAN	4 804 531	20 143 699	13 143 000	20 205 505
14243	IDKEN	KUALA ENOK	75 880	755 260	39 413	168 929
14244	IDRGA	RENGAT	39 760	105 634	0	0
14261	IDPKU	PEKAN BARU / SIMPANG TIGA (U)	11 904	717 956	840 435	1 007 370
14273	IDPAK	PEKAN BARU	68 124 121	91 724 411	97 433 636	83 803 751
14277	IDBUN	BUATAN	77 965 520	42 315 647	95 400 930	211 045 186
14278	IDPWG	PERAWANG, SUMATRA	941 379 526	492 475 334	956 407 055	332 745 536
JAMBI			**185 105 889**	**109 026 340**	**269 132 326**	**130 312 131**
15291	IDKTK	KUALA TUNGKAL	165 438 497	78 012 986	152 851 339	55 351 815
15292	IDMSA	MUARA SABAK	11 635 352	4 846 261	115 451 851	72 941 527
15293	IDDJM	JAMBI	8 032 040	26 167 093	829 136	2 018 789
SUMATERA SELATAN			**1 569 917 052**	**1 466 217 250**	**994 523 730**	**1 024 710 111**
16324	IDPLS	PALEMBANG - KERTAPATI	325 577	3 827 119	0	0
16325	IDSUG	SUNGAI GERONG	4 786	44 256	0	0
16326	IDPLA	PALEMBANG - PLAJU	14 387 575	8 534 845	9	15 997
16334	IDPLM	MAHMUD BADARUDDIN II AIRPORT	11 877 569	18 294 768	11 068 448	46 979 949
16340	IDMRI	MUSI RIVER/BOOM BARU	1 543 321 545	1 435 516 262	983 455 273	977 714 165
BENGKULU			**33 647 536**	**6 947 701**	**10 611 881**	**2 304 688**
17365	IDBKS	FATMAWATI AIRPORT	400	130 848	0	0
17366	IDPBA	PULAU BAAI	33 647 136	6 816 853	10 611 881	2 304 688
LAMPUNG			**4 698 385 823**	**2 383 697 562**	**4 834 836 017**	**2 331 077 833**
18001	IDSMB	SEMANGKA BAY, ST	969 611 038	433 477 336	1 917 608 596	723 064 040
18002	IDTRH	TARAHAN	0	0	618 490	72 080 644
18364	IDKTA	KOTA AGUNG	898 242 177	476 083 513	0	0
18395	IDPJG	PANJANG (LAMPUNG, SUMATRA)	2 830 531 998	1 474 035 673	2 916 608 931	1 535 933 149
18398	IDBKH	BAKAUHENI	610	101 040	0	0
KEPULAUAN BANGKA BELITUNG			**81 680 474**	**49 891 063**	**150 502 559**	**132 013 322**
19001	IDBLT	BELITUNG	19 096	25 879	1 701	18 942
19321	IDMUO	MUNTOK	0	0	24 204 000	21 000 000
19322	IDBLI	BLINJU, BANKA	1 165 260	2 963 191	2 211 491	659 145
19323	IDPGX	PANGKAL BALAM /PKL.PINANG	9 555 117	11 593 778	16 373 579	49 959 231
19328	IDTPD	TANJUNG PANDAN	7 236 863	5 795 952	13 687 462	6 175 924
19333	IDTSE	TANJUNG SELIU	0	0	39 774	48 819
19336	IDTJQ	TANJUNG PANDAN AIRPORT / BANDAR	1 615 107	757 807	259 161	20 050 578
19339	IDBLJ	BELINJU	62 089 031	28 754 456	93 725 391	34 100 683

http://www.bps.go.id

TABLE 2. IMPORT BY PROVINCE AND PORT OF IMPORTATION
JANUARY-DECEMBER, 2015-2016

CODE		PROVINCE/ PORT OF IMPORTATION	JANUARY-DECEMBER 2015 NET WEIGHT (KG)	JANUARY-DECEMBER 2015 CIF VALUE (US$)	JANUARY-DECEMBER 2016 NET WEIGHT (KG)	JANUARY-DECEMBER 2016 CIF VALUE (US$)
KEPULAUAN RIAU			**4 466 980 195**	**8 462 342 558**	**4 919 448 436**	**7 749 673 730**
21001	IDBTM	BATAM ISLAND	0	0	31 502	107 605
21004	IDLBM	LOBAM	11 646 969	145 249 383	45 429 017	173 580 007
21005	IDMWK	MATAK	49 248	547 884	1 197 621	1 627 834
21248	IDTBK	TANJUNG BALAI KARIMUN	86 788 881	506 258 029	968 361 907	685 307 506
21249	IDPSS	PULAU SAMBU	63 162 000	28 405 000	96 855 138	201 388 552
21250	IDTAN	TANJUNG UBAN	1 833 232 799	988 586 289	1 701 502 787	743 505 172
21251	IDTPN	TANJUNG PINANG	7 470 296	6 708 127	11 297 408	14 431 394
21252	IDTER	TEREMPA	62 403	11 340 679	151 304	734 234
21256	IDMOR	MORO SULIT	213 680	588 324	15 554	33 896
21257	IDBPD	BELAKANG PADANG	0	0	26 064 000	3 300 000
21258	IDBTU	BATU AMPAR	1 184 304 756	3 642 451 745	1 249 550 554	3 445 348 244
21259	IDPBL	PULAU BULUH	33 481	68 908	0	0
21262	IDTNJ	TANJUNG PINANG / KIJANG (U)	5 307 513	2 096 199	2 666 520	2 621 904
21263	IDPAS	PASIR PANJANG	1 010 484	2 982 438	4 274	12 975
21265	IDSKP	SEKUPANG	393 968 855	2 423 222 693	445 491 609	1 850 560 979
21267	IDKAB	KABIL/PANAU	878 909 191	501 690 103	369 839 742	201 410 379
21271	IDBTH	BATAM / HANG NADIM (U)	819 639	202 146 757	989 499	425 703 049
DKI JAKARTA			**32 455 424 405**	**71 132 702 788**	**35 318 586 122**	**71 447 040 129**
31431	IDTPP	TANJUNG PRIOK	32 308 951 775	58 738 774 263	35 137 735 660	58 168 795 333
31432	IDKLB	KALIBARU	485 762	1 049 373	502 200	1 130 571
31433	IDJKT	JAKARTA / PASAR IKAN	8 750 610	37 982 282	7 127 426	20 156 386
31434	IDCGK	CENGKARENG / SUKARNO HATTA (U)	135 782 167	12 160 526 561	169 502 815	12 901 965 788
31436	IDHLP	HALIM PERDANA KUSUMA (U)	1 454 091	194 370 309	3 718 021	354 992 051
JAWA BARAT			**2 593 526 490**	**1 843 536 894**	**2 835 281 488**	**2 047 421 786**
32001	IDBKA	BEKASI	16 868 822	36 523 099	82 547	121 425
32009	IDJBK	JABABEKA	349 257 650	834 979 146	433 760 962	1 166 300 402
32463	IDCBN	CIREBON	199 607 864	34 132 857	176 448 418	22 487 275
32466	IDBDO	BANDUNG / HUSEIN SASTRANEGARA (U	285 029	2 255 642	735 112	6 426 809
32467	IDBLG	BALONGAN	1 980 319 691	891 878 939	2 184 854 330	812 795 422
32468	IDBND	BANDUNG (PTT/GEDE BAGE)	47 187 434	43 767 211	39 400 119	39 290 453
JAWA TENGAH			**16 496 328 158**	**10 738 858 805**	**15 067 385 353**	**8 811 045 833**
33001	IDPWL	PURWOKERTO	10	331	20	6 362
33002	IDSKT	SURAKARTA	170	4 048	0	0
33494	IDTES	TANJUNG EMAS	4 543 236 057	5 484 816 880	4 541 767 352	5 315 945 757
33495	IDCXP	CILACAP	11 930 709 825	5 232 177 889	10 490 490 608	3 453 180 664
33496	IDSRG	SEMARANG / ACHMAD YANI (U)	689 037	11 689 472	1 279 724	26 505 816
33497	IDSMR	SEMARANG (PTT)	21 672 297	9 462 718	33 822 820	14 661 409
33498	IDSOC	SOLO / JEBRES / ADI SUMARMO (U)	20 762	707 467	24 829	745 825
DI YOGYAKARTA			**58 944**	**2 204 435**	**204 920**	**6 207 930**
34531	IDJOG	YOGYAKARTA / ADI SUCIPTO (U)	58 944	2 204 435	204 920	6 207 930
JAWA TIMUR			**29 195 748 591**	**19 283 722 425**	**31 809 786 349**	**18 594 384 979**
35002	IDKSO	KALBUT SITUBONDO	401 965 816	187 342 647	1 661 914 480	622 412 342
35006	IDTBN	TUBAN, JV	26 700 000	874 158	76 734 691	13 844 959
35561	IDTUB	TUBAN	3 429 640 832	1 854 462 937	4 003 332 622	1 627 227 597
35562	IDGRE	GRESIK	5 965 428 002	1 633 005 547	6 730 648 228	1 392 855 851
35563	IDTPE	TANJUNG PERAK	17 614 318 388	13 841 224 640	18 745 023 600	13 593 078 453
35566	IDPRN	PANARUKAN	1 128 938 069	547 536 534	47 630 000	19 139 115
35567	IDBJU	BANYUWANGI	553 619 999	283 702 800	527 661 311	191 162 450
35576	IDKAT	KALIANGET	59 280 500	282 700 000	41 675	1 929 992
35587	IDSUB	SURABAYA /JUANDA (U)	12 370 122	642 402 909	11 624 071	1 123 242 854
35588	IDSUR	SURABAYA (PTT)	3 486 863	10 470 253	5 175 671	9 491 366
BANTEN			**26 948 540 365**	**9 852 071 216**	**27 588 519 562**	**8 512 213 825**
36001	IDANR	ANYER KIDUL	6 908 874	5 825 413	0	0
36005	IDCIW	CIWANDAN	2 773 839 742	1 260 434 967	1 957 840 539	768 382 719
36008	IDTRG	TANGERANG	800	5 504	0	0
36461	IDMRK	MERAK	6 735 071 854	4 732 687 366	6 808 953 179	3 747 960 518
36471	IDTLN	TANJUNG LENENG	2 255 304 826	1 000 163 878	3 263 447 930	1 188 332 513
36473	IDCGD	CIGADING	15 177 413 660	2 852 942 518	15 558 277 914	2 807 538 075
36479	IDSST	SUNDA STRAIT (PENJ)	609	11 570	0	0
BALI			**92 491 966**	**131 934 753**	**68 318 237**	**150 669 759**
51004	IDMGB	MANGGIS	0	0	24 299 081	11 767 081
51613	IDBOA	BENOA/LOLOAN	52 332 150	33 395 317	30 174 927	45 934 575
51618	IDCBW	CELUKAN BAWANG	35 725 161	4 685 412	10 111 853	2 313 480
51620	IDDPS	DENPASAR / NGURAH RAI (U)	4 434 655	93 854 024	3 732 376	90 654 623

http://www.bps.go.id

TABLE 2. IMPORT BY PROVINCE AND PORT OF IMPORTATION
JANUARY-DECEMBER, 2015-2016

CODE		PROVINCE/ PORT OF IMPORTATION	JANUARY-DECEMBER 2015 NET WEIGHT (KG)	JANUARY-DECEMBER 2015 CIF VALUE (US$)	JANUARY-DECEMBER 2016 NET WEIGHT (KG)	JANUARY-DECEMBER 2016 CIF VALUE (US$)
NUSA TENGGARA BARAT			**99 656 894**	**166 975 429**	**85 703 374**	**167 820 597**
52001	IDBEN	BENETE	29 552 510	131 770 286	26 818 454	75 120 443
52006	IDLMB	LOMBOK STRAIT	102	42 564	145 658	150 190
52655	IDBMU	BIMA	437 464	958 086	179 520	358 276
52660	IDLEM	LEMBAR	40 363 470	12 790 195	4 199 577	41 248 537
52661	IDAMI	MATARAM / SELAPARANG (U)	86	1 343	0	0
52663	IDBDS	BADAS SUMBAWA	17 535 996	5 421 323	38 028 680	13 282 853
52665	IDLKS	LOMBOK	11 767 266	15 991 632	10 951 217	2 784 323
52666	IDKHY	KAHIYANGAN	0	0	5 380 268	34 875 975
NUSA TENGGARA TIMUR			**12 020 193**	**7 872 784**	**68 841 738**	**29 091 148**
53001	IDLBJ	LABUANBAJO	0	0	42 556	269 153
53003	IDABU	ATAMBUA	0	0	26 000	83 728
53681	IDKOE	KUPANG / EL-TARI (U)	0	0	650	3 357
53683	IDMOF	MAUMERE	0	0	2 230 025	859 371
53685	IDWGP	WAINGAPU	999 922	393 239	1 999 844	631 129
53686	IDATA	ATAPUPU	1 693 430	307 530	2 165 607	711 922
53693	IDTEN	TENAU	9 326 841	7 172 015	62 377 056	26 532 488
KALIMANTAN BARAT			**680 744 369**	**628 236 848**	**475 079 123**	**351 823 970**
61714	IDPON	PONTIANAK	528 016 452	267 016 176	360 694 390	255 651 965
61715	IDKTG	KETAPANG	12 020 800	16 296 776	19 055 775	7 749 715
61721	IDKDW	KENDAWANGAN	131 144 015	306 650 294	89 621 743	69 753 163
61722	IDPNK	PONTIANAK / SUPADIO (U)	312 963	107 710	63 969	967 665
61724	IDSTT	SINTETE	8 906 180	37 731 661	4 869 106	17 244 077
61726	IDENT	ENTIKONG	339 506	375 005	596 626	311 135
61728	IDNBF	NANGA BADAU	4 453	59 226	177 514	146 250
KALIMANTAN TENGAH			**61 397 632**	**70 733 088**	**59 810 588**	**65 708 099**
62743	IDPKN	PANGKALAN BUN	68 888	521 000	652 669	3 364 030
62744	IDKUM	KUMAI	25 145 271	30 758 744	21 917 943	23 643 001
62746	IDSMQ	SAMPIT	33 937 573	32 519 198	27 185 567	20 373 456
62750	IDPPS	PULANG PISAU	2 245 900	6 934 146	10 054 409	18 327 612
KALIMANTAN SELATAN			**2 294 171 507**	**1 388 571 703**	**2 122 105 147**	**938 345 115**
63001	IDBTW	BATULICIN	288 013	2 614 203	0	0
63002	IDKBU	KOTABARU	1 459 005 026	785 754 714	1 321 220 085	555 097 341
63007	IDTAR	TARJUN	74 034 946	4 423 872	65 200 000	2 517 667
63008	IDPUT	PULAU LAUT	493 998 093	262 872 125	548 087 358	237 635 199
63771	IDBAN	BANJARMASIN	186 227 997	285 321 192	187 597 704	143 094 908
63773	IDKTB	KOTABARU	80 583 434	47 503 314	0	0
63777	IDBDJ	BANJAR MASIN /SAMSUDIN NOOR (U)	33 998	82 283	0	0
KALIMANTAN TIMUR			**9 263 362 939**	**5 506 267 701**	**8 058 525 784**	**3 711 080 377**
64003	IDKRG	KARIANGAU	14 443 166	27 052 314	7 130 267	37 961 007
64015	IDTNB	TANAH GROGOT	3 143 238	6 553 552	1 000 000	265 000
64017	IDTBA	TANJUNG BARA, KL	311 832	7 698 545	448 025	7 758 977
64803	IDBPP	BALIKPAPAN	7 684 388 527	4 319 364 527	6 920 912 396	2 963 528 197
64805	IDSRD	SAMARINDA	346 168 251	248 388 202	281 499 839	161 995 126
64806	IDTRD	TANJUNG REDEP	27 630 000	4 097 050	0	0
64810	IDTGR	PASIR/TANAH GROGOT	50 600	703 712	0	0
64813	IDTSG	TANJUNG SANGATA	544 759 324	360 357 720	565 241 944	302 399 262
64814	IDBPN	BALIKPAPAN /SEPINGGAN (U)	3 438 758	165 368 798	2 426 130	130 223 298
64817	IDBTG	BONTANG	628 813 120	361 094 036	266 170 542	98 195 745
64826	IDSKI	SANGKULIRANG, KALIMANTAN	1 000 076	700 053	1 000 000	265 000
64996	IDBEJ	BERAU	9 216 047	4 889 192	12 696 641	8 488 765
KALIMANTAN UTARA			**394 391 844**	**35 123 802**	**306 739 922**	**17 138 161**
65807	IDTJS	TANJUNG SELOR	59 901 647	4 226 295	7 502 297	843 882
65808	IDLIN	LINGKAS TARAKAN	87 648 377	7 243 861	45 916 072	3 872 185
65809	IDNNX	NUNUKAN	195 580 723	11 041 560	237 321 502	12 310 400
65815	IDTRK	TARAKAN (U)	49 261 097	12 594 489	16 000 000	109 594
65819	IDJUA	JUATA TARAKAN	2 000 000	17 597	0	0
65820	IDSEM	SEMBAKUNG	0	0	51	2 100
SULAWESI UTARA			**92 406 854**	**73 442 769**	**233 604 084**	**165 675 982**
71832	IDAMU	AMURANG	3 222 870	1 402 060	121 959 568	36 691 659
71834	IDMND	MANADO	50	21 610	103 223	216 055
71835	IDBIT	BITUNG	75 487 285	68 900 203	80 485 968	122 149 547
71840	IDPET	PETTA	48 004	64 109	0	0
71843	IDMDC	MENADO / SAM RATULANGI (U)	19 905	1 715 084	59 855	2 928 547
71845	IDLUK	LABUHAN UKI	13 628 740	1 339 703	30 995 470	3 690 174

http://www.bps.go.id

TABLE 2. IMPORT BY PROVINCE AND PORT OF IMPORTATION
JANUARY-DECEMBER, 2015-2016

CODE		PROVINCE/ PORT OF IMPORTATION	JANUARY-DECEMBER 2015 NET WEIGHT (KG)	JANUARY-DECEMBER 2015 CIF VALUE (US$)	JANUARY-DECEMBER 2016 NET WEIGHT (KG)	JANUARY-DECEMBER 2016 CIF VALUE (US$)
SULAWESI TENGAH			**899 771 837**	**707 844 316**	**1 879 954 299**	**1 137 847 205**
72867	IDPSJ	POSSO	870 973 423	647 365 157	1 856 355 377	1 047 528 817
72868	IDLUW	LUWUK	7 421 161	32 113 282	12 763 818	80 237 721
72872	IDPLW	PALU / MUTIARA (U)	0	0	224 833	661 500
72877	IDPAT	PANTOLOAN	21 377 253	28 365 877	10 610 271	9 419 167
SULAWESI SELATAN			**1 622 250 869**	**943 674 120**	**1 644 314 019**	**843 742 985**
73002	IDMAK	MAKASSAR	333 181 124	266 496 507	470 162 497	415 190 378
73892	IDPAP	PARE-PARE	48 189 989	27 826 034	100 921 678	18 564 785
73893	IDUJU	UJUNGPANDANG	916 591 649	345 645 639	777 798 706	250 217 788
73895	IDPPO	PALOPO	0	0	374 200	1 018 789
73898	IDBKI	BIRING KASSI	4 056	755	0	0
73904	IDUPG	UJUNG PANDANG / HASANUDDIN (U)	265 220	132 677 615	95 681	73 991 697
73906	IDBAL	BALANTANG/MALILI	324 018 831	171 027 570	294 961 257	84 759 548
SULAWESI TENGGARA			**759 559 749**	**412 820 900**	**761 025 134**	**409 245 522**
74921	IDBUW	BAU-BAU	502 488 053	304 294 047	548 313 631	255 555 588
74922	IDKDR	KENDARI	242 158 848	87 691 014	185 035 097	134 810 875
74923	IDKOL	KOLAKA	13 976 040	2 942 639	0	0
74925	IDPUM	POMALAA	894 390	17 480 838	24 649 866	18 061 893
74926	IDKDI	KENDARI / WOLTER MONGINSIDI (U)	42 418	412 362	3 026 540	817 166
GORONTALO			**19 443 792**	**101 303 983**	**32 068 891**	**26 529 553**
75831	IDKUA	KUANDANG	1 643 803	1 699 897	733 926	601 819
75841	IDGOR	GORONTALO	17 799 989	99 604 086	31 334 965	25 927 734
SULAWESI BARAT			**6 095 852**	**2 547 746**	**7 987 636**	**25 660 399**
76899	IDMJU	MAMUJU	6 095 852	2 547 746	7 987 636	25 660 399
MALUKU			**416 856 787**	**259 372 099**	**425 664 025**	**204 488 305**
81946	IDAMB	AMBON	413 780 689	256 631 123	425 371 025	204 247 307
81949	IDLUV	TUAL	3 076 098	2 740 976	293 000	240 998
MALUKU UTARA			**76 220 109**	**61 706 165**	**390 997 193**	**242 011 163**
82001	IDGEB	GEBE	58 531 356	38 375 949	230 539 677	34 338 673
82007	IDTBO	TOBELO	999 922	382 920	3 499 804	1 012 872
82942	IDTTE	TERNATE	314 638	599 880	1 593 204	16 468 860
82962	IDOBI	OBI ISLAND	16 374 193	22 347 416	140 617 673	113 145 470
82964	IDTAX	TALIABU, CELEBES	0	0	14 746 835	77 045 288
PAPUA BARAT			**12 260 770**	**35 653 618**	**42 895 465**	**64 555 493**
91971	IDSOR	SORONG	6 711 943	30 835 374	5 491 951	2 458 786
91972	IDMKW	MANOKWARI	4 395 326	3 948 164	37 393 645	58 959 576
91981	IDTKS	TELUK KASIM/SALAWATI	1 153 501	870 080	0	0
91982	IDSOQ	SORONG / JEFMAN (U)	0	0	9 869	3 137 131
PAPUA			**367 669 712**	**746 723 691**	**379 762 609**	**721 340 714**
94001	IDAMA	AMAMAPARE, IJ	127 236 398	87 988 390	146 275 700	100 973 028
94019	IDUBR	UBRUB	7 129	17 710	0	0
94974	IDDJP	JAYAPURA	10 225 416	1 296 161	9 233 227	1 450 602
94979	IDMKQ	MERAUKE	416 939	4 390 687	154	1 486
94980	IDTIM	AMAMAPARE	229 745 706	653 010 501	224 207 028	613 954 580
94983	IDDJJ	JAYAPURA / SENTANI (U)	38 124	20 242	46 500	4 961 018
		TOTAL IMPORT	**147 093 349 240**	**142 694 804 223**	**152 025 371 080**	**135 652 816 501**

http://www.bps.go.id

TABLE 3. IMPORT BY HS SECTION AND CHAPTERS (HS)
JANUARY-DECEMBER, 2015-2016

HS	COMMODITY DESCRIPTION	JANUARY-DECEMBER 2015		JANUARY-DECEMBER 2016	
		NET WEIGHT (KG)	CIF VALUE (US$)	NET WEIGHT (KG)	CIF VALUE (US$)
SECTION					
I	LIVE ANIMALS; ANIMAL PRODUCT	758 401 947	1 999 435 103	923 241 593	2 354 252 983
II	VEGETABLE PRODUCTS	16 344 661 124	6 306 255 690	17 944 514 485	6 643 044 559
III	FATS, OILS, WAXES OF ANIMAL/VEGETABLE	104 914 938	165 509 570	111 177 911	179 418 720
IV	FOODSTUFFS,BEVERAGES,SPIRITS AND TOBACCO	9 953 037 433	6 278 075 175	11 668 533 020	7 063 688 813
V	MINERAL PRODUCTS	68 927 481 824	26 527 645 186	68 244 342 525	20 390 904 658
VI	PROD. OF CHEMICAL OR ALLIED INDUSTRIES	17 382 769 318	15 237 470 491	16 675 586 085	13 975 155 563
VII	PLASTICS, RUBBER AND ARTICLES THERE OF	4 414 797 757	8 517 133 036	4 930 675 005	8 703 416 987
VIII	RAW HIDES, SKINS, LEATHER AND ARTICLES	80 044 489	647 155 222	112 654 875	687 040 966
IX	WOOD AND ITS ARTICLES,PLAITING MATERIALS	1 021 330 405	366 390 141	857 209 546	336 954 564
X	PULP, PAPER AND ARTICLES THERE OF	3 722 643 119	2 690 681 102	4 291 362 065	2 764 447 063
XI	TEXTILES & TEXTILE ARTICLES	1 980 490 613	7 975 941 876	2 153 443 343	8 159 870 717
XII	FOOTWEAR, UMBRELLAS, ARTIFICIAL FLOWERS	67 849 856	492 721 489	86 389 734	583 847 493
XIII	CEMENT, PLASTER, GLASS, CERAMIC PRODUCTS	2 310 012 165	989 177 098	2 081 516 187	1 013 940 160
XIV	PEARLS & PRECIOUS/SEMIPRECIOUS STONES	5 556 516	765 091 444	5 055 676	894 561 029
XV	BASE METALS AND ARTICLES THERE OF	14 670 473 617	14 393 614 934	15 884 566 603	13 329 215 000
XVI	MACHINERY,ELECTRIC,ELECTRONIC EQUIPMENTS	3 616 283 579	37 894 985 590	3 642 208 879	36 501 802 790
XVII	VECHILES, AIRCRAFT, AND VESSELS	1 245 062 395	7 426 494 008	1 778 350 449	7 211 526 134
XVIII	OPTICAL,PHOTOGRAPHIC,MUSICAL INSTRUMENTS	91 711 185	2 139 040 043	118 144 667	2 567 314 681
XIX	ARMS AND AMUNITION; PARTS & ACCESESORIES	1 361 074	291 793 868	2 247 609	558 261 570
XX	MISCELLANEOUS MANUFACTURES ARTICLES.	351 051 291	1 240 322 155	470 938 189	1 396 202 819
XXI	WORKS OF ART,ANTIQUES SPECIAL PROVISIONS	43 414 595	349 871 002	43 212 634	337 949 232
	TOTAL IMPORT	**147 093 349 240**	**142 694 804 223**	**152 025 371 080**	**135 652 816 501**
CHAPTERS					
01	LIVE ANIMALS	197 693 227	553 233 131	195 939 253	616 127 734
02	MEAT AND EDIBLE MEAT OFFAL	56 793 449	261 345 589	153 772 376	579 638 521
03	FISH AND CRUSTACEANS	130 632 365	195 846 315	118 218 316	235 033 263
04	DAIRY PRODUCTS, BIRD'S EGGS, NATURAL HONEY	361 787 133	911 706 863	406 022 009	832 402 749
05	PRODUCTS OF ANIMAL ORIGIN	11 495 773	77 303 205	49 289 639	91 050 716
06	LIVE TREES AND OTHER PLANTS	952 499	2 419 462	1 549 066	4 495 149
07	EDIBLE VEGETABLES AND CERTAIN ROOTS AND TU	738 003 523	558 081 192	775 429 628	695 879 312
08	EDIBLE FRUITS AND NUTS	435 004 110	666 373 011	480 528 763	848 137 174
09	COFFEE, TEA, MATE, AND SPICES	83 843 049	128 349 466	118 828 566	228 426 167
10	CEREALS	11 591 939 300	3 156 119 816	13 013 643 174	3 191 825 158
11	PRODUCTS OF THE MILLING INDUSTRY; MALT, STAF	988 819 680	435 571 738	1 050 189 474	399 030 795
12	OIL SEEDS AND OLEAGINOUS FRUITS; GRAINS,SEED	2 490 215 903	1 291 582 905	2 494 747 934	1 202 923 003
13	LAC; GUMS; RESINS AND OTHER VEGETABLE SAPS	7 568 742	66 387 387	8 410 808	71 215 844
14	VEGETABLE PLAITING MATERIALS; VEGETABLE PRO	8 314 318	1 370 713	1 187 072	1 111 957
15	ANIMAL OR VEGETABLE OILS/FATS AND THEIR CLEA	104 914 938	165 509 570	111 177 911	179 418 720
16	PREPARATIONS OF MEAT/FISH/CRUSTACEANS/MOL	16 887 134	47 689 029	20 276 768	55 000 226
17	SUGAR AND SUGAR CONFECTIONERY	3 753 094 596	1 498 585 599	5 254 667 836	2 367 496 725
18	COCOA AND COCOA PREPARATIONS	84 438 099	293 779 720	105 152 084	350 372 102
19	PREPARATIONS OF CEREALS, FLOUR, STARCH OR	92 611 862	317 760 629	111 333 691	314 901 684
20	PREPARATIONS OF VEGETABLES, FRUITS, NUTS OF	106 221 914	140 355 966	127 911 318	172 888 712
21	MISCELLANEOUS EDIBLE PREPARATIONS	177 476 362	680 152 205	229 112 198	666 482 706
22	BEVERAGES, SPIRIT, AND VINEGAR	137 482 247	106 967 531	136 160 697	115 361 200
23	RESIDUES AND WASTE FROM THE FOOD INDUSTRIE	5 503 733 792	2 734 594 391	5 592 067 209	2 479 941 118
24	TOBACCO AND MANUFACTURED TOBACCO SUBSTIT	81 091 427	458 190 105	91 851 219	541 244 340
25	SALTS; SULPHUR; EARTHS AND STONE; PLASTERIN	11 839 605 889	1 030 230 946	10 424 398 404	856 640 151
26	ORES, SLAG, AND ASH	5 556 181 079	447 837 778	5 192 294 052	283 908 446
27	MINERAL FUELS, MINERAL OILS AND PRODUCTS OF	51 531 694 856	25 049 576 462	52 627 650 069	19 250 356 061
28	INORGANIC CHEMICALS	3 691 268 636	1 605 935 554	3 851 900 319	1 500 548 366
29	ORGANIC CHEMICALS	4 619 621 985	5 715 451 005	4 129 581 433	4 790 552 791
30	PHARMACEUTICAL PRODUCTS	29 457 706	739 008 378	30 259 521	801 788 557
31	FERTILIZERS	7 365 086 975	2 011 687 506	6 881 891 764	1 555 555 581
32	TANNING OR DYEING EXTRACTS	407 571 702	1 241 368 322	443 159 249	1 308 608 925
33	ESSENTIAL OILS AND RESINOIDS; PERFUMERY, COS	104 471 328	962 589 802	94 993 249	1 043 250 376
34	SOAP, ORGANIC SURFASCE-ACTIVE AGENTS, WASH	216 456 097	493 804 185	202 674 491	491 391 385
35	ALBUMINOIDAL SUBSTANCES; MODIFIED STARCHES	184 266 074	426 263 860	200 004 245	427 500 075
36	EXPLOSIVES; PYROTECHNIC PRODUCTS; MATCHES	21 199 089	92 438 118	19 963 091	81 308 279
37	PHOTOGRAPHIC AND CINEMATOGRAPHIC GOODS	12 938 627	62 402 937	14 193 001	63 417 810
38	MISCELLANEOUS CHEMICAL PRODUCTS	730 431 099	1 886 520 824	806 965 722	1 911 233 418
39	PLASTICS AND ARTICLES THEREOF	3 798 693 635	6 831 596 711	4 227 783 470	6 999 781 992
40	RUBBER AND ARTICLES THEREOF	616 104 122	1 685 536 325	702 891 535	1 703 634 995

http://www.nbs.gov.bd

TABLE 3. IMPORT BY HS SECTION AND CHAPTERS (HS)
JANUARY-DECEMBER, 2015-2016

HS	COMMODITY DESCRIPTION	JANUARY-DECEMBER 2015		JANUARY-DECEMBER 2016	
		NET WEIGHT (KG)	CIF VALUE (US$)	NET WEIGHT (KG)	CIF VALUE (US$)
41	RAW HIDES, SKINS, AND LEATHER	49 528 408	478 923 471	54 965 812	454 984 669
42	ARTICLES OF LEATHER; SADDLERY AND HARNESS;	30 457 053	163 703 267	57 540 707	227 875 969
43	FURSKINS AND ARTIFICIAL FUR; MANUFACTURES TI	59 028	4 528 484	148 356	4 180 328
44	WOOD AND ARTICLES OF WOOD; WOOD CHARCOAI	1 018 075 780	359 194 684	854 714 697	330 529 105
45	CORK AND ARTICLES OF CORK	975 284	5 305 620	921 438	5 161 429
46	MANUFACTURED OF STRAW OR OTHER PLAITING M	2 279 341	1 889 837	1 573 411	1 264 030
47	PULP OF WOOD OR OF OTHER FIBROUS CELLULOS	3 001 864 927	1 282 399 200	3 439 069 090	1 346 811 473
48	PAPER AND PAPERBOARD; ARTICLES OF PAPER PU	712 845 313	1 311 526 408	840 566 019	1 277 112 182
49	PRINTED BOOKS, NEWSPAPERS, PICTURES, AND O	7 932 879	96 755 494	11 726 956	140 523 408
50	SILK	172 877	1 130 415	205 398	1 394 571
51	WOOL, FINE OR COARSE ANIMAL HAIR; HORSE HAIF	5 532 246	129 880 003	5 812 206	147 316 240
52	COTTON	790 555 084	2 124 445 655	802 147 627	2 096 220 450
53	OTHER VEGETABLE TEXTILE FIBRES; PAPER YARNS	26 971 216	38 627 457	23 386 418	34 265 147
54	MAN-MADE FILAMENTS	270 188 193	1 277 064 245	329 589 637	1 412 395 593
55	MAN-MADE STAPLE FIBRES	385 745 507	1 264 639 326	461 256 525	1 325 522 222
56	WADDING, FELT, AND NON-WOVENS	126 011 195	456 858 632	120 653 838	455 718 836
57	CARPETS AND OTHER TEXTILE FLOOR COVERINGS	11 507 231	30 284 134	16 654 159	40 898 697
58	SPECIAL WOVEN FABRICS; TUFTED TEXTILE FABRIC	21 681 811	292 951 170	25 747 313	327 453 308
59	IMPREGNATED, COATED, COVERED OR LAMINATED	105 162 831	532 119 270	112 234 451	500 159 801
60	KNITTED OR CROCHETED FABRICS	171 388 374	1 365 810 931	165 568 992	1 329 867 585
61	ARTICLES OF APPAREL AND CLOTHING ACCESSORI	26 463 628	177 906 226	27 920 658	171 830 281
62	ARTICLES OF APPAREL AND CLOTHING ACCESSORI	17 449 159	223 612 681	33 648 177	238 703 062
63	OTHER MADE UP TEXTILE ARTICLES; SETS; WORN (	21 661 261	60 611 731	28 617 944	78 124 924
64	FOOTWEAR, GAITERS AND THE LIKE; PARTS OF SU(	49 664 145	418 412 248	65 481 273	489 454 169
65	HEADGEAR AND PARTS THEREOF	1 838 929	14 479 515	2 482 958	24 807 727
66	UMBRELLAS, WALKING STICKS, SEAT-STICKS, WHIP	12 586 702	10 999 626	12 943 410	11 518 215
67	PREPARED FEATHERS AND ARTICLES; ARTIFICIAL F	3 760 080	48 830 100	5 482 093	58 067 382
68	ARTICLES OF STONE, PLASTER, CEMENT, ASBESTO	985 027 006	352 226 053	446 506 306	295 520 390
69	CERAMIC PRODUCTS	989 384 030	325 470 652	1 232 058 705	377 575 205
70	GLASS AND GLASSWARE	335 601 129	311 480 393	402 951 176	340 844 565
71	NATURAL AND CULTURED PEARLS, PRECIOUS/SEMI	5 556 516	765 091 444	5 055 676	894 561 029
72	IRON AND STEEL	11 644 775 057	6 316 544 214	13 013 614 456	6 180 059 069
73	ARTICLES OF IRO AND STEEL	1 716 842 425	3 716 499 301	1 477 403 552	2 931 648 147
74	COOPER AND ARTICLES THEREOF	226 622 602	1 286 230 496	218 246 213	1 127 579 451
75	NICKEL AND ARTICLES THEREOF	2 340 675	48 604 423	2 677 049	45 535 349
76	ALUMINIUM AND ARTICLES THEREOF	585 079 241	1 468 814 562	634 947 014	1 420 205 103
78	LEAD AND ARTICLES THEREOF	72 372 533	146 018 927	81 334 398	156 596 100
79	ZINC AND ARTICLES THEREOF	134 620 525	288 145 040	147 341 431	308 095 849
80	TIN AND ARTICLES THEREOF	1 136 204	16 894 569	1 466 298	15 225 164
81	OTHER BASE METAL; CERMETS; AND ARTICLES THE	4 625 006	109 439 093	4 050 397	112 927 255
82	TOOLS, IMPLEMENTS, CUTLERY, SPOON AND FORK	83 420 632	462 435 477	86 203 830	463 929 203
83	MISCELLANEOUS ARTICLES OF BASE METAL	198 638 717	533 988 832	217 281 965	567 414 310
84	NUCLEAR REACTORS, BOILERS, MACHINERY AND M	2 674 812 197	22 376 703 319	2 617 240 073	21 070 907 169
85	ELECTRICAL MACHINERY AND EQUIPMENTS; SOUNI	941 471 382	15 518 282 271	1 024 968 806	15 430 895 621
86	RAILWAY AND TRAMWAY LOCOMOTIVE, MECHANIC/	20 848 845	190 995 463	41 472 329	125 863 870
87	VEHICLES OTHER THAN RAILWAY/TRAMWAY, AND F	732 556 235	5 343 058 262	732 122 178	5 298 356 433
88	AIRCRAFT AND ITS COMPONENTS	1 155 017	784 906 111	1 740 491	796 964 208
89	SHIPS, BOAT, AND FLOATING STRUCTURES	490 502 298	1 107 534 172	1 003 015 451	990 341 623
90	OPTICAL, PHOTOGRAPHIC, CINEMATOGRAPHIC, ME	72 854 546	1 922 506 027	95 615 358	2 353 528 310
91	CLOCKS AND WATCHES AND PARTS THEREOF	3 814 150	66 475 605	6 132 505	69 637 515
92	MUSICAL INSTRUMENTS; PARTS AND ACCESSORIES	15 042 489	150 058 411	16 396 804	144 148 856
93	ARMS AND AMMUNITION; PARTS AND ACCESSORIES	1 361 074	291 793 868	2 247 609	558 261 570
94	FURNITURES, BEDDING, MATTRESS SUPPORTS, CU	211 027 825	622 123 636	304 784 975	725 178 917
95	TOYS, GAMES AND SPORTS REQUISITERS; PARTS A	39 606 126	155 987 471	58 279 488	210 008 813
96	MISCELLANEOUS MANUFACTURED ARTICLES	100 417 340	462 211 048	107 873 726	461 015 089
97	WORKS OF ARTS, COLLECTORS' PIECE AND ANTIQU	743 665	1 324 841	424 832	1 259 509
98	VEHICLES IKD AND THEIR COMPONENTS	42 670 930	348 546 161	42 787 802	336 689 723
	TOTAL IMPORT	**147 093 349 240**	**142 694 804 223**	**152 025 371 080**	**135 652 816 501**

http://www.nbs.rw

TABLE 4. IMPORT BY COMMODITY (HS) AND COUNTRY OF ORIGIN
JANUARY - DECEMBER 2016

HS / SITC	COMMODITY DESCRIPTION / COUNTRY OF ORIGIN	JANUARY - DECEMBER 2015		JANUARY - DECEMBER 2016	
		NET WEIGHT (KG)	CIF VALUE (US$)	NET WEIGHT (KG)	CIF VALUE (US$)
0101290000	**LIVE HORSES, OTHER THAN PURE-BREDBREEDING ANIMALS**				
00150	CHINA	0	0	21	175
	SINGAPORE	0	0	1 200	23 802
	MALAYSIA	0	0	1 000	10 846
	AUSTRALIA	0	0	5 023	40 606
	ARGENTINA	0	0	8 098	194 990
	NETHERLANDS	1 500	32 817	3 000	46 508
	GERMANY, FED. REP. OF	5 048	101 400	12 599	263 267
	SUB TOTAL	**6 548**	**134 217**	**30 941**	**580 194 ***
0101309000	**LIVE ASSES, OTHER THAN PURE-BREDBREEDING ANIMALS**				
00150	AUSTRALIA	0	0	1 162	1 525
	SUB TOTAL	**0**	**0**	**1 162**	**1 525 ***
0102210000	**LIVE CATTLE, PURE-BRED BREEDING ANIMALS**				
00111	AUSTRALIA	1 433 480	4 977 432	488 410	2 313 879
	SUB TOTAL	**1 433 480**	**4 977 432**	**488 410**	**2 313 879 ***
0102291090	**LIVE MALE CATTLE, NOT OXEN, OTHER THANPURE-BRED BREEDING ANIMALS**				
00119	AUSTRALIA	191 073 333	527 281 519	186 097 218	567 261 364
	SUB TOTAL	**191 073 333**	**527 281 519**	**186 097 218**	**567 261 364 ***
0102299000	**LIVE CATTLE NOT MALE, OTHER THANPURE-BRED BREEDING ANIMALS**				
00119	AUSTRALIA	5 097 274	13 317 221	9 178 485	31 887 990
	SUB TOTAL	**5 097 274**	**13 317 221**	**9 178 485**	**31 887 990 ***
0103100000	**LIVE SWINE, PURE-BRED BREEDING ANIMALS**				
00131	UNITED KINGDOM	350	64 366	0	0
	SUB TOTAL	**350**	**64 366**	**0**	**0 ***
0103910000	**LIVE SWINE, OTHER THAN BREEDING ANIMALS,WEIGHING LESS THAN 50 KG**				
00139	CZECH REPUBLIC	0	0	28	661
	SUB TOTAL	**0**	**0**	**28**	**661 ***
0103920000	**LIVE SWINE, OTHER THAN BREEDING ANIMALS,WEIGHING 50 KG OR MORE**				
00139	SINGAPORE	0	0	463	3 188
	SUB TOTAL	**0**	**0**	**463**	**3 188 ***
0104201000	**LIVE GOATS, PURE-BRED BREEDING ANIMALS**				
00122	AUSTRALIA	13 600	288 485	0	0
	SUB TOTAL	**13 600**	**288 485**	**0**	**0 ***
0105111000	**LIVE BREEDING FOWLS OF THE SPECIESGALLUS DOMESTICUS, WEIGHT <=185 G**				
00141	NEW ZEALAND	4 291	1 883 842	2 397	1 128 519
	UNITED STATES	0	0	33 170	10 090 439
	FRANCE	650	928 399	0	0
	GERMANY, FED. REP. OF	0	0	1 390	627 941
	SUB TOTAL	**4 941**	**2 812 241**	**36 957**	**11 846 899 ***
0105119000	**LIVE FOWLS SPEC GALLUS DOMESTICUS,WEIGHT <=185G,OTH THAN BREEDING**				
00141	THAILAND	0	0	35	1 075
	PHILIPPINES	235	7 069	1 915	49 103
	MALAYSIA	263	3 869	270	2 705
	TANZANIA, UNITED REP. OF	9	124	0	0
	PERU	0	0	39	9 924
	CZECH REPUBLIC	0	0	25	805
	SUB TOTAL	**507**	**11 062**	**2 284**	**63 612 ***
0105944000	**LIVE FIGHTING COCKS OF THE SPEC GALLUSDOMESTICUS, WEIGHT>185 G**				
00149	PHILIPPINES	69	830	32	848
	PAKISTAN	1 557	5 021	1 903	5 951

http://www.bps.go.id

HS / SITC	COMMODITY DESCRIPTION / COUNTRY OF ORIGIN	JANUARY - DECEMBER 2015		JANUARY - DECEMBER 2016	
		NET WEIGHT (KG)	CIF VALUE (US$)	NET WEIGHT (KG)	CIF VALUE (US$)
	NETHERLANDS	85	1 443	22	508
	SUB TOTAL	**1 711**	**7 294**	**1 957**	**7 307 ***
0105991000	**LIVE BREEDING DUCKS, WEIGHT >185 G**				
00149	FRANCE	1 665	125 179	0	0
	SUB TOTAL	**1 665**	**125 179**	**0**	**0 ***
0105992000	**LIVE DUCKS, WEIGHT >185 G, OTHER THANBREEDING DUCKS**				
00149	TAIWAN	0	0	2	12
	NETHERLANDS	0	0	33	752
	SUB TOTAL	**0**	**0**	**35**	**764 ***
0106110000	**LIVE PRIMATES, MAMMALS**				
00190	UNITED STATES	1 941	3 233 050	0	0
	FRANCE	0	0	50	1 906
	GERMANY, FED. REP. OF	0	0	7	394
	PORTUGAL	0	0	40	1 462
	POLAND	0	0	30	1 452
	MOLDOVA, REPUBLIC OF	0	0	67	2 023
	CZECH REPUBLIC	24	2 915	0	0
	SUB TOTAL	**1 965**	**3 235 965**	**194**	**7 237 ***
0106130000	**LIVE CAMELS AND OTHER CAMELIDS(CAMELIDAE), MAMMALS**				
00190	GERMANY, FED. REP. OF	7 200	167 450	0	0
	SUB TOTAL	**7 200**	**167 450**	**0**	**0 ***
0106140000	**LIVE RABBITS AND HARES, MAMMALS**				
00190	CHINA	0	0	44	379
	THAILAND	0	0	135	3 532
	UNITED STATES	0	0	189	2 520
	SWITZERLAND	10	305	0	0
	CZECH REPUBLIC	0	0	49	1 190
	SUB TOTAL	**10**	**305**	**417**	**7 621 ***
0106190000	**OTHER LIVE MAMMALS**				
00190	JAPAN	17	56 917	271	43 621
	HONG KONG	52	1 669	87	4 363
	KOREA, REPUBLIC OF	32	2 031	57	3 719
	TAIWAN	5	508	107	4 424
	CHINA	182	3 410	560	16 386
	THAILAND	185	5 807	416	10 967
	SINGAPORE	172	5 088	198	6 793
	PHILIPPINES	92	3 101	75	3 562
	MALAYSIA	15	1 112	226	8 620
	VIET NAM	10	500	99	3 678
	INDIA	68	1 756	11	1 012
	PAKISTAN	120	5 113	0	0
	JORDAN	0	0	13	2 048
	OMAN	0	0	24	1 906
	TURKEY	0	0	66	3 913
	UNITED ARAB EMIRATES	134	6 300	26	4 004
	BAHRAIN	39	3 717	0	0
	CYPRUS	43	1 540	0	0
	EGYPT	0	0	58	3 226
	ETHIOPIA	0	0	17	1 400
	KENYA	20	1 266	0	0
	GHANA	0	0	39	3 844
	UGANDA	0	0	7	488
	SOUTH AFRICA	302	4 532	72	1 016
	MALAWI	0	0	28	1 258
	AUSTRALIA	15 863	114 326	17 410	180 198
	NEW ZEALAND	0	0	98	3 335
	UNITED STATES	282	21 084	476	30 635
	CANADA	32	2 393	86	6 639
	ARGENTINA	0	0	24	2 549
	BRAZIL	0	0	20	1 548
	UNITED KINGDOM	28	2 394	410	17 771

http://www.bps.go.id

HS / SITC	COMMODITY DESCRIPTION / COUNTRY OF ORIGIN	JANUARY - DECEMBER 2015		JANUARY - DECEMBER 2016	
		NET WEIGHT (KG)	CIF VALUE (US$)	NET WEIGHT (KG)	CIF VALUE (US$)
	NETHERLANDS	1 021	26 849	3 911	84 297
	FRANCE	98	7 285	33	4 018
	GERMANY, FED. REP. OF	402	9 324	7 681	157 901
	AUSTRIA	31	1 523	57	3 621
	BELGIUM	10	835	52	3 115
	SWITZERLAND	46	1 906	188	8 071
	DENMARK	13	912	0	0
	NORWAY	10	1 690	55	3 829
	ITALY	135	7 973	283	8 415
	SPAIN	0	0	82	3 452
	PORTUGAL	26	989	0	0
	GREECE	0	0	17	866
	HUNGARY	166	12 028	397	20 219
	POLAND	12	1 615	72	4 112
	ROMANIA	15	1 607	168	6 656
	BULGARIA	26	1 337	77	1 722
	MOLDOVA, REPUBLIC OF	0	0	66	2 023
	UKRAINE	211	6 767	456	19 876
	ESTONIA	0	0	6	1 289
	CROATIA	0	0	621	14 943
	SLOVAKIA	355	8 333	136	4 822
	CZECH REPUBLIC	356	15 233	3 692	79 012
	RUSSIA FEDERATION	226	18 050	600	43 520
	SERBIA	27	1 664	0	0
	SUB TOTAL	**20 879**	**370 484**	**39 631**	**848 702 ***
0106200000	**LIVE REPTILES(INCLUDING SNAKES AND TURTLES)**				
00190	HONG KONG	594	4 261	81	5 369
	CHINA	6 251	55 476	9 325	74 774
	SINGAPORE	0	0	858	7 355
	SUDAN	612	4 953	0	0
	MADAGASCAR	0	0	41	2 981
	GHANA	0	0	45	2 822
	UNITED STATES	327	10 585	469	32 350
	ARGENTINA	69	10 821	0	0
	NETHERLANDS	0	0	50	1 384
	FRANCE	29	2 364	0	0
	GERMANY, FED. REP. OF	0	0	10	890
	AUSTRIA	7	1 247	0	0
	UKRAINE	118	3 302	9	1 120
	CZECH REPUBLIC	74	4 565	0	0
	SUB TOTAL	**8 081**	**97 574**	**10 888**	**129 045 ***
0106310000	**LIVE BIRDS OF PREY**				
00190	MALAYSIA	77	1 629	13	208
	SUB TOTAL	**77**	**1 629**	**13**	**208 ***
0106320000	**LIVE PSITTACIFORMES (INCLUDING PARROTS,PARAKEETS,MACAWS AND COCKATOOS)**				
00190	THAILAND	0	0	565	17 138
	SINGAPORE	0	0	272	2 305
	PHILIPPINES	532	19 787	4 243	154 964
	MALAYSIA	1 287	46 693	14 220	226 633
	PAKISTAN	911	13 624	2 821	87 607
	UNITED ARAB EMIRATES	0	0	25	1 629
	TANZANIA, UNITED REP. OF	1 034	12 440	4 845	143 168
	SENEGAL	0	0	95	4 224
	MALI	200	12 039	378	22 842
	UGANDA	27	3 040	0	0
	SOUTH AFRICA	0	0	2 475	75 347
	UNITED STATES	40	2 163	46	1 596
	NETHERLANDS	0	0	395	10 270
	BELGIUM	113	4 758	1 061	37 840
	CZECH REPUBLIC	98	4 527	191	4 384
	SUB TOTAL	**4 242**	**119 071**	**31 632**	**789 947 ***
0106390000	**OTHER LIVE BIRDS**				
00190	JAPAN	0	0	42	1 005
	TAIWAN	41	819	158	3 472

http://www.bps.go.id

HS / SITC	COMMODITY DESCRIPTION / COUNTRY OF ORIGIN	JANUARY - DECEMBER 2015		JANUARY - DECEMBER 2016	
		NET WEIGHT (KG)	CIF VALUE (US$)	NET WEIGHT (KG)	CIF VALUE (US$)
	PHILIPPINES	525	21 164	1 094	34 585
	MALAYSIA	6 906	83 609	7 980	123 557
	PAKISTAN	7 980	66 301	5 870	129 519
	OMAN	0	0	113	3 478
	TANZANIA, UNITED REP. OF	447	11 368	1 414	15 404
	SENEGAL	0	0	120	9 540
	SOUTH AFRICA	0	0	106	6 182
	UNITED STATES	0	0	650	20 623
	NETHERLANDS	98	1 647	331	8 632
	GERMANY, FED. REP. OF	0	0	100	1 330
	BELGIUM	223	1 116	498	16 569
	SUB TOTAL	**16 220**	**186 024**	**18 476**	**373 896 ***
0106900000	**OTHER LIVE ANIMALS**				
00190	HONG KONG	508	22 321	8	1 610
	THAILAND	98	406	0	0
	PHILIPPINES	229	3 469	0	0
	OMAN	249	2 382	0	0
	EL SALVADOR	60	7 035	0	0
	NETHERLANDS	0	0	54	2 085
	SUB TOTAL	**1 144**	**35 613**	**62**	**3 695 ***
0201100000	**CARCASSES AND HALF-CARCASSES OF BOVINEANIMALS, FRESH OR CHILLED**				
01111	AUSTRALIA	0	0	794 497	3 381 232
	SUB TOTAL	**0**	**0**	**794 497**	**3 381 232 ***
0201200000	**OTHER CUTS WITH BONE IN OF BOVINEANIMALS, FRESH OR CHILLED**				
01111	AUSTRALIA	11 211	116 654	33 991	519 941
	SUB TOTAL	**11 211**	**116 654**	**33 991**	**519 941 ***
0201300000	**BONELESS OF BOVINE ANIMALS, FRESH ORCHILLED**				
01112	JAPAN	0	0	220	29 438
	SINGAPORE	22	302	0	0
	AUSTRALIA	958 759	11 276 491	3 520 439	31 503 967
	NEW ZEALAND	0	0	92 603	608 025
	UNITED STATES	0	0	7 022	237 797
	SPAIN	0	0	2 477	28 005
	SUB TOTAL	**958 781**	**11 276 793**	**3 622 761**	**32 407 232 ***
0202100000	**CARCASSES AND HALF-CARCASSES OF BOVINEANIMALS, FROZEN**				
01121	AUSTRALIA	0	0	132 810	492 372
	SPAIN	0	0	10 145	33 014
	SUB TOTAL	**0**	**0**	**142 955**	**525 386 ***
0202200000	**OTHER CUTS WITH BONE IN OF BOVINEANIMALS, FROZEN**				
01121	AUSTRALIA	3 204 351	11 389 576	7 410 607	20 756 873
	NEW ZEALAND	769 099	3 090 027	1 214 869	3 840 136
	UNITED STATES	119 124	918 634	722 119	3 323 111
	SPAIN	0	0	62 648	207 038
	SUB TOTAL	**4 092 574**	**15 398 237**	**9 410 243**	**28 127 158 ***
0202300000	**BONELESS OF BOVINE ANIMALS, FROZEN**				
01122	JAPAN	667	38 281	2 102	151 128
	SINGAPORE	16 434	36 214	43 460	169 384
	MALAYSIA	120 000	231 229	18 931	69 613
	INDIA	0	0	39 524 358	141 463 073
	AUSTRALIA	33 694 645	151 812 133	47 915 773	210 561 316
	NEW ZEALAND	7 491 183	38 095 023	9 549 292	47 143 726
	UNITED STATES	1 830 992	9 508 305	3 177 040	17 820 617
	SPAIN	0	0	233 967	1 030 044
	SUB TOTAL	**43 153 921**	**199 721 185**	**100 464 923**	**418 408 901 ***
0203220000	**HAMS, SHOULDERS AND CUTS THEREOF OFSWINE WITH BONE IN, FROZEN**				
01222	UNITED STATES	32 250	82 346	0	0
	SUB TOTAL	**32 250**	**82 346**	**0**	**0 ***

http://www.bps.go.id

HS / SITC	COMMODITY DESCRIPTION / COUNTRY OF ORIGIN	JANUARY - DECEMBER 2015		JANUARY - DECEMBER 2016	
		NET WEIGHT (KG)	CIF VALUE (US$)	NET WEIGHT (KG)	CIF VALUE (US$)
0203290000	**OTHER MEAT OF SWINE, FROZEN**				
01222	UNITED STATES	480 855	2 102 281	1 198 585	3 586 983
	NETHERLANDS	49 869	168 446	22 015	80 797
	SUB TOTAL	**530 724**	**2 270 727**	**1 220 600**	**3 667 780 ***
0204210000	**CARCASSES & HALF-CARCASSES OF SHEEP,FRESH OR CHILLED**				
01211	AUSTRALIA	8 353	40 762	0	0
	SUB TOTAL	**8 353**	**40 762**	**0**	**0 ***
0204220000	**OTHER CUTS OF SHEEP, WITH BONE IN, FRESHOR CHILLED**				
01211	AUSTRALIA	53 408	480 362	22 546	249 731
	SUB TOTAL	**53 408**	**480 362**	**22 546**	**249 731 ***
0204230000	**BONELESS MEAT OF SHEEP, FRESH OR CHILLED**				
01211	AUSTRALIA	25 970	216 225	14 259	155 919
	SUB TOTAL	**25 970**	**216 225**	**14 259**	**155 919 ***
0204300000	**CARCASSES AND HALF-CARCASSES OF LAMB,FROZEN**				
01212	AUSTRALIA	483 726	1 871 802	388 833	1 592 587
	SUB TOTAL	**483 726**	**1 871 802**	**388 833**	**1 592 587 ***
0204410000	**CARCASSES AND HALF-CARCASSES OF SHEEP,FROZEN**				
01212	AUSTRALIA	936 623	3 598 953	730 130	2 795 102
	SUB TOTAL	**936 623**	**3 598 953**	**730 130**	**2 795 102 ***
0204420000	**OTHER CUTS OF SHEEP WITH BONE IN, FROZEN**				
01212	AUSTRALIA	690 169	4 374 338	557 731	3 542 478
	NEW ZEALAND	27 843	266 312	0	0
	FRANCE	11 371	59 153	0	0
	SUB TOTAL	**729 383**	**4 699 803**	**557 731**	**3 542 478 ***
0204430000	**BONELESS MEAT OF SHEEP, FROZEN**				
01212	AUSTRALIA	374 211	2 513 210	381 688	2 543 112
	FRANCE	8 610	44 788	0	0
	SUB TOTAL	**382 821**	**2 557 998**	**381 688**	**2 543 112 ***
0204500000	**MEAT OF GOATS, FRESH, CHILLED OR FROZEN**				
01213	AUSTRALIA	112 583	440 843	0	0
	SUB TOTAL	**112 583**	**440 843**	**0**	**0 ***
0205000000	**MEAT OF HORSES, ASSES, MULES OR HINNIES,FRESH, CHILLED OR FROZEN**				
01240	AUSTRALIA	64 480	88 667	79 120	112 192
	SUB TOTAL	**64 480**	**88 667**	**79 120**	**112 192 ***
0206100000	**EDIBLE OFFAL OF BOVINE ANIMALS, FRESH ORCHILLED**				
01251	AUSTRALIA	0	0	100	476
	SUB TOTAL	**0**	**0**	**100**	**476 ***
0206210000	**TONGUE OF BOVINE ANIMALS, FROZEN**				
01252	SINGAPORE	70	1 038	0	0
	AUSTRALIA	845 978	4 260 849	9 034 673	20 162 470
	NEW ZEALAND	181 650	618 047	1 963 975	5 921 726
	UNITED STATES	0	0	249 090	594 897
	SPAIN	0	0	5 963	21 239
	SUB TOTAL	**1 027 698**	**4 879 934**	**11 253 701**	**26 700 332 ***
0206220000	**LIVERS OF BOVINE ANIMALS, FROZEN**				
01252	AUSTRALIA	6 960	9 637	2 085 301	3 327 899
	NEW ZEALAND	0	0	440 584	786 980

http://www.bps.go.id

HS / SITC	COMMODITY DESCRIPTION / COUNTRY OF ORIGIN	JANUARY - DECEMBER 2015		JANUARY - DECEMBER 2016	
		NET WEIGHT (KG)	CIF VALUE (US$)	NET WEIGHT (KG)	CIF VALUE (US$)
	UNITED STATES	0	0	2 195 265	3 823 860
	SUB TOTAL	**6 960**	**9 637**	**4 721 150**	**7 938 739 ***
0206290000	**OTHER EDIBLE OFFAL OF BOVINE ANIMALS,FROZEN**				
01252	SINGAPORE	0	0	123	1 845
	AUSTRALIA	809 307	5 055 600	8 702 401	21 424 592
	NEW ZEALAND	629 297	4 136 359	2 323 260	7 187 233
	UNITED STATES	0	0	5 193 554	12 199 950
	SPAIN	0	0	8 264	7 107
	SUB TOTAL	**1 438 604**	**9 191 959**	**16 227 602**	**40 820 727 ***
0207260000	**CUTS AND OFFAL OF TURKEYS, FRESH ORCHILLED**				
01234	SINGAPORE	482	5 858	153	2 032
	SUB TOTAL	**482**	**5 858**	**153**	**2 032 ***
0207279900	**OTHER CUTS AND OFFAL OF TURKEYS, NOTMECAHNICALLY DEBOND/SEPARATD MEAT,FROZEN**				
01235	SINGAPORE	110	1 328	0	0
	SUB TOTAL	**110**	**1 328**	**0**	**0 ***
0207420000	**MEAT AND EDIBLE OFFAL OF DUCKS, NOT CUTIN PIECES, FROZEN**				
01232	MALAYSIA	2 572 752	3 432 485	3 499 901	4 512 925
	SUB TOTAL	**2 572 752**	**3 432 485**	**3 499 901**	**4 512 925 ***
0207430000	**FATTY LIVERS OF DUCKS, FRESH OR CHILLED**				
01233	FRANCE	0	0	8 744	363 530
	SUB TOTAL	**0**	**0**	**8 744**	**363 530 ***
0208901000	**FROGS' LEGS FRESH, CHILLED OR FROZEN**				
01299	SINGAPORE	0	0	21 012	178 504
	INDONESIA	19 512	165 100	0	0
	SUB TOTAL	**19 512**	**165 100**	**21 012**	**178 504 ***
0208909000	**MEAT & EDIBLE MEAT OFFAL OF OTHER ANIMALFRESH, CHILLED OR FROZEN**				
01299	INDONESIA	0	0	26	750
	AUSTRALIA	84 770	177 104	71 563	175 658
	SUB TOTAL	**84 770**	**177 104**	**71 589**	**176 408 ***
0209100000	**PIG FAT FREE OF LEAN MEAT,FRESH,CHILLED,FROZEN, SALTED, IN BRINE, DRIED/SMOKED**				
41131	FRANCE	0	0	28	278
	SUB TOTAL	**0**	**0**	**28**	**278 ***
0210991000	**FREEZE DRIED CHICKEN DICE, SALT,IN BRINE,DRY/SMOKE,EDIBLE FLOUR AND MEAL OF MEAT**				
01689	SINGAPORE	0	0	385	8 482
	SUB TOTAL	**0**	**0**	**385**	**8 482 ***
0210992000	**DRIED PORK SKIN, SALTED,IN BRINE,DRIED OR SMOKED**				
01689	TAIWAN	54	1 726	0	0
	SUB TOTAL	**54**	**1 726**	**0**	**0 ***
0210999000	**OTH MEAT & EDIBLE, INCL. FROURS & MEALSSALTED, IN BRINE, DRIED OR SMOKED**				
01689	THAILAND	0	0	2	4
	SINGAPORE	2 599	62 392	3 612	76 905
	FRANCE	63 100	556 709	100 120	830 428
	SUB TOTAL	**65 699**	**619 101**	**103 734**	**907 337 ***
0301111000	**LIVE FRESHWATER ORNAMENTAL FISH, FRY**				
03411	THAILAND	509	56 339	102	5 925
	PHILIPPINES	0	0	405	6 438
	SUB TOTAL	**509**	**56 339**	**507**	**12 363 ***

http://www.bps.go.id

HS / SITC	COMMODITY DESCRIPTION / COUNTRY OF ORIGIN	JANUARY - DECEMBER 2015		JANUARY - DECEMBER 2016	
		NET WEIGHT (KG)	CIF VALUE (US$)	NET WEIGHT (KG)	CIF VALUE (US$)
0301119100	**KOI CARP (CYPRINUS CARPIO)**				
03411	JAPAN	19 101	274 074	36 233	571 219
	HONG KONG	156	2 052	284	1 764
	TAIWAN	271	4 186	0	0
	SUB TOTAL	**19 528**	**280 312**	**36 517**	**572 983 ***
0301119200	**GOLDEN FISH (CARASSIUS AURATUS)**				
03411	CHINA	50	1 740	250	6 486
	THAILAND	2	59	220	4 583
	MALAYSIA	0	0	11	239
	SUB TOTAL	**52**	**1 799**	**481**	**11 308 ***
0301119300	**SIAMESE FIGHTING FISH (BETA SPLENDENS)**				
03411	THAILAND	4	141	35	1 597
	SUB TOTAL	**4**	**141**	**35**	**1 597 ***
0301119510	**RED AROWANES**				
03411	SINGAPORE	0	0	30	366
	SUB TOTAL	**0**	**0**	**30**	**366 ***
0301119590	**AROWANES, THAN NOT RED**				
03411	KOREA, REPUBLIC OF	26	482	0	0
	SUB TOTAL	**26**	**482**	**0**	**0 ***
0301119920	**DISCUS (SYMPHISODON DISCUS)**				
03411	MALAYSIA	123	3 186	435	7 486
	VIET NAM	0	0	80	1 818
	SUB TOTAL	**123**	**3 186**	**515**	**9 304 ***
0301119990	**OTHER FRESHWATER ORNAMENTAL FISH, LIVE**				
03411	JAPAN	0	0	123	4 984
	HONG KONG	180	1 512	550	5 170
	TAIWAN	201	3 875	1 084	15 227
	CHINA	0	0	51	2 061
	THAILAND	334	12 794	1 784	57 004
	SINGAPORE	20	337	285	2 807
	MALAYSIA	67	1 420	56	1 258
	INDONESIA	0	0	331	3 823
	NIGERIA	40	1 554	25	1 159
	DEMOCRATIC REP. OF THE CONGO	0	0	30	1 905
	UNITED STATES	0	0	41	258
	BRAZIL	0	0	141	2 468
	COLOMBIA	357	13 181	565	20 083
	PERU	709	14 271	685	14 753
	GERMANY, FED. REP. OF	357	9 264	1 435	25 179
	SUB TOTAL	**2 265**	**58 208**	**7 186**	**158 139 ***
0301191000	**LIVE MARINE ORNAMENTAL FISH, FRY**				
03411	THAILAND	0	0	5	627
	SUB TOTAL	**0**	**0**	**5**	**627 ***
0301199000	**LIVE MARINE ORNAMENTAL FISH,OTHER THAN FRY**				
03411	TAIWAN	266	2 066	803	5 798
	SRI LANKA	134	1 563	329	7 178
	AUSTRALIA	0	0	258	1 441
	UNITED STATES	163	986	2 733	27 123
	BRAZIL	0	0	473	7 938
	SUB TOTAL	**563**	**4 615**	**4 596**	**49 478 ***
0301910000	**LIVE TROUT (SALMO TRUTTA,ONCORHYNCHUSMYKISS,CLARKI,AGUABONITA,GILAE,APACHE)**				
03411	NORWAY	1 042	6 897	0	0
	SUB TOTAL	**1 042**	**6 897**	**0**	**0 ***

http://www.bps.go.id

HS / SITC	COMMODITY DESCRIPTION / COUNTRY OF ORIGIN	JANUARY - DECEMBER 2015		JANUARY - DECEMBER 2016	
		NET WEIGHT (KG)	CIF VALUE (US$)	NET WEIGHT (KG)	CIF VALUE (US$)
0301992100	**OTHER LIVE FRY FISH, FOR BREEDING**				
03411	TAIWAN	0	0	3 738	47 092
	SUB TOTAL	**0**	**0**	**3 738**	**47 092 ***
0301992900	**OTHER LIVE FRY FISH, FOR OTHER THANBREEDING**				
03411	THAILAND	0	0	102	6 102
	PHILIPPINES	0	0	405	10 103
	INDONESIA	0	0	49	571
	UNITED STATES	0	0	25	80 822
	SUB TOTAL	**0**	**0**	**581**	**97 598 ***
0301993100	**MILKFISH, BREEDING**				
03411	INDONESIA	0	0	21 102	54 805
	SUB TOTAL	**0**	**0**	**21 102**	**54 805 ***
0301993990	**OTHER LIVE MARINE FISH**				
03411	KOREA, REPUBLIC OF	869	15 866	1 590	28 542
	SUB TOTAL	**869**	**15 866**	**1 590**	**28 542 ***
0301994090	**OTHER FRESHWATER FISH**				
03411	JAPAN	86	1 525	0	0
	THAILAND	0	0	165	1 323
	UNITED STATES	0	0	139	1 031
	GERMANY, FED. REP. OF	0	0	232	3 832
	SUB TOTAL	**86**	**1 525**	**536**	**6 186 ***
0302110000	**TROUT, FRESH OR CHILLED, EXCLUDINGFILLETS, LIVERS AND ROES**				
03412	JAPAN	432	3 037	10 598	106 482
	AUSTRALIA	31 745	291 295	27 834	308 783
	NORWAY	424 689	2 868 034	992 658	8 972 296
	SUB TOTAL	**456 866**	**3 162 366**	**1 031 090**	**9 387 561 ***
0302130000	**PACIFIC SALMON, EXCLUDING FILLETS,LIVERS AND ROES, FRESH OR CHILLED**				
03412	AUSTRALIA	0	0	3 639	32 926
	NORWAY	0	0	5 600	51 709
	SUB TOTAL	**0**	**0**	**9 239**	**84 635 ***
0302140010	**ATLANTIC SALMON, EXCLUDING FILLETS,LIVERS AND ROES, FRESH OR CHILLED**				
03412	JAPAN	867	5 982	0	0
	AUSTRALIA	370 670	2 563 217	429 528	3 787 656
	CHILE	0	0	1 518	17 320
	NETHERLANDS	0	0	5 343	47 788
	NORWAY	637 531	4 696 249	1 354 579	13 065 384
	FAEROE ISLANDS	0	0	17 943	166 260
	SUB TOTAL	**1 009 068**	**7 265 448**	**1 808 911**	**17 084 408 ***
0302190000	**OTH SALMONIDAE FISH, EXCLUDING FILLET,LIVER AND ROES, FRESH OR CHILLED**				
03412	JAPAN	80	1 482	167	3 987
	SUB TOTAL	**80**	**1 482**	**167**	**3 987 ***
0302210000	**HALIBUT (PLEURONECTES PLATESSA), EXCL.FILLETS, LIVER & ROES FRESH OR CHILLED**				
03413	JAPAN	265	6 901	711	18 049
	SUB TOTAL	**265**	**6 901**	**711**	**18 049 ***
0302240000	**TURBOTS (PSETTA MAXIMA), EXCL. FILLETS,LIVERS & ROESFRESH OR CHILLED**				
03413	JAPAN	177	3 545	273	6 421
	AUSTRALIA	0	0	138	2 866
	SUB TOTAL	**177**	**3 545**	**411**	**9 287 ***
0302320000	**YELLOWFIN TUNAS,EXCL.FILLETS, LIVERS &ROES, FRESH OR CHILLED**				
03414	UNITED STATES	0	0	13 664	168 833
	SUB TOTAL	**0**	**0**	**13 664**	**168 833 ***

http://www.bps.go.id

HS / SITC	COMMODITY DESCRIPTION / COUNTRY OF ORIGIN	JANUARY - DECEMBER 2015		JANUARY - DECEMBER 2016	
		NET WEIGHT (KG)	CIF VALUE (US$)	NET WEIGHT (KG)	CIF VALUE (US$)
0302330000	**SKIPJACK OR STRIPE-BELLIED BONITO,EXCL.FILLETS,LIVERS & ROES,FRESH OR CHILLED**				
03414	JAPAN	399	32 466	642	34 766
	AUSTRALIA	0	0	49	1 651
	SUB TOTAL	**399**	**32 466**	**691**	**36 417 ***
0302390000	**OTH TUNAS, EXCL.FILLETS, LIVERS & ROES,FRESH OR CHILLED**				
03414	JAPAN	50	842	0	0
	SUB TOTAL	**50**	**842**	**0**	**0 ***
0302410000	**HERRINGS, EXCL. FILLETS, LIVERS & ROES,FRESH OR CHILLED**				
03415	JAPAN	251	10 131	871	36 171
	AUSTRALIA	0	0	13	285
	SUB TOTAL	**251**	**10 131**	**884**	**36 456 ***
0302420000	**ANCHOVIES EXCL.FILLETS, LIVERS AND ROES,FRESH OR CHILLED**				
03418	JAPAN	109	1 894	14 579	148 799
	INDONESIA	0	0	6 400	19 200
	SUB TOTAL	**109**	**1 894**	**20 979**	**167 999 ***
0302430000	**SARDINES, EXCL. FILLETS, LIVERS & ROES,FRESH OR CHILLED**				
03415	JAPAN	855	13 427	1 348	36 314
	AUSTRALIA	0	0	8	117
	SUB TOTAL	**855**	**13 427**	**1 356**	**36 431 ***
0302440000	**MACKEREL, EXCL. FILLETS LIVERS & ROES,FRESH OR CHILLED**				
03417	JAPAN	1 079	19 663	2 254	47 098
	AUSTRALIA	0	0	422	8 961
	SUB TOTAL	**1 079**	**19 663**	**2 676**	**56 059 ***
0302450000	**JACK AND HORSE MACKEREL, EXCL. FILLETSLIVERS & ROES, FRESH OR CHILLED**				
03418	JAPAN	1 866	46 598	3 751	98 741
	AUSTRALIA	0	0	352	6 914
	SUB TOTAL	**1 866**	**46 598**	**4 103**	**105 655 ***
0302470000	**SWORDFISH (XIPHIAS GLADIUS) EXCL.FILLETS, LIVERS AND ROES, FRESH OR CHILLED**				
03418	JAPAN	24	274	66	1 449
	SUB TOTAL	**24**	**274**	**66**	**1 449 ***
0302550000	**ALASKA POLLACK EXCL.FILLETS, LIVERS ANDROES, FRESH OR CHILLED**				
03418	JAPAN	2 473	209 938	3 402	320 402
	AUSTRALIA	0	0	1 894	89 527
	SUB TOTAL	**2 473**	**209 938**	**5 296**	**409 929 ***
0302590000	**OTHER MARINE FISH EXCL.FILLETS, LIVERSAND ROES, FRESH OR CHILLED**				
03418	JAPAN	4 338	115 645	7 268	233 504
	AUSTRALIA	0	0	944	18 931
	SUB TOTAL	**4 338**	**115 645**	**8 212**	**252 435 ***
0302740000	**EELS, EXCL. FILLETS, LIVERS AND ROES,FRESH OR CHILLED**				
03418	JAPAN	443	11 956	682	22 838
	AUSTRALIA	0	0	9	440
	SUB TOTAL	**443**	**11 956**	**691**	**23 278 ***
0302790000	**NILE PERCH AND SNAKEHEADS, EXCL.FILLETS,LIVERS AND ROES, FRESH OR CHILLED**				
03418	AUSTRALIA	69	1 009	0	0
	SUB TOTAL	**69**	**1 009**	**0**	**0 ***
0302820000	**RAYS AND SKATES, EXCL.FILLETS, LIVERSAND ROES, FRESH OR CHILLED**				
03418	JAPAN	468	39 347	591	39 623
	AUSTRALIA	0	0	101	3 585
	SUB TOTAL	**468**	**39 347**	**692**	**43 208 ***

http://www.bpsgo.id

HS / SITC	COMMODITY DESCRIPTION / COUNTRY OF ORIGIN	JANUARY - DECEMBER 2015		JANUARY - DECEMBER 2016	
		NET WEIGHT (KG)	CIF VALUE (US$)	NET WEIGHT (KG)	CIF VALUE (US$)
0302840000	**SEABASS EXCL.FILLETS, LIVERS AND ROES,FRESH OR CHILLED**				
03418	JAPAN	423	11 631	638	20 323
	AUSTRALIA	0	0	245	6 164
	SUB TOTAL	**423**	**11 631**	**883**	**26 487 ***
0302850000	**SEABREAM EXCL.FILLETS, LIVERS AND ROES,FRESH OR CHILLED**				
03418	JAPAN	2 406	67 823	4 498	131 911
	SUB TOTAL	**2 406**	**67 823**	**4 498**	**131 911 ***
0302891200	**LONGFIN MAJJORA EXCL.FILLETS, LIVERS ANDROES, FRESH OR CHILLED**				
03418	JAPAN	345	5 901	636	13 838
	SUB TOTAL	**345**	**5 901**	**636**	**13 838 ***
0302891400	**SAVALAI HAIRTAILS, ETC., EXCL.FILLETS,LIVERS AND ROES, FRESH OR CHILLED**				
03418	JAPAN	58	2 183	65	2 392
	SUB TOTAL	**58**	**2 183**	**65**	**2 392 ***
0302891800	**MANGROVE RED SNAPPERS, EXCL.FILLETS,LIVERS AND ROES, FRESH OR CHILLED**				
03418	JAPAN	45	675	347	7 507
	SUB TOTAL	**45**	**675**	**347**	**7 507 ***
0302891910	**KERAPU, EXCL.FILLETS, LIVERS AND ROES,FRESH OR CHILLED**				
03418	MALAYSIA	0	0	166 025	25 062
	SUB TOTAL	**0**	**0**	**166 025**	**25 062 ***
0302891990	**OTHER MARINE FISH EXCL.FILLETS, LIVERSAND ROES, FRESH OR CHILLED**				
03418	JAPAN	6 600	116 446	11 518	167 703
	THAILAND	41	232	0	0
	SUB TOTAL	**6 641**	**116 678**	**11 518**	**167 703 ***
0302892900	**OTHER FISH OF NOT MARINE FISH, EXCL.FILLETS, LIVERS&ROES, FRESH OR CHILLED**				
03418	JAPAN	11 253	300 538	22 943	671 264
	SINGAPORE	0	0	396	6 564
	AUSTRALIA	70	905	3 692	88 242
	SUB TOTAL	**11 323**	**301 443**	**27 031**	**766 070 ***
0302900000	**LIVERS AND ROES OF FISH, EXCLD FILLETSFRESH OR CHILLED**				
03419	JAPAN	1 263	55 598	1 997	94 287
	AUSTRALIA	0	0	341	15 383
	SUB TOTAL	**1 263**	**55 598**	**2 338**	**109 670 ***
0303110000	**SOCKEYE SALMON, EXCL.FILLETS, LIVERS &ROES, FROZEN**				
03421	UNITED STATES	0	0	21 504	105 249
	SUB TOTAL	**0**	**0**	**21 504**	**105 249 ***
0303120000	**OTH PACIFIC SALMON, EXCL.FILLET, LIVERAND ROES, FROZEN**				
03421	JAPAN	144 705	437 115	775 660	2 256 232
	MALAYSIA	0	0	359 700	1 045 667
	UNITED STATES	33 984	160 242	129 116	386 069
	CANADA	0	0	25 632	118 772
	CHILE	22 500	117 000	0	0
	NORWAY	7 598	53 187	0	0
	RUSSIA FEDERATION	0	0	120 412	404 228
	SUB TOTAL	**208 787**	**767 544**	**1 410 520**	**4 210 968 ***
0303130010	**ATLANTIC SALMON, EXCL.FILLETS, LIVERSAND ROES, FROZEN**				
03421	JAPAN	18 647	119 779	0	0
	CHINA	60 652	337 376	0	0
	SINGAPORE	4 964	33 969	0	0
	UNITED STATES	24 762	81 716	0	0
	CHILE	504 822	2 662 596	401 070	2 553 399
	NORWAY	230 282	1 525 037	301 262	2 450 276

http://www.bps.go.id

HS / SITC	COMMODITY DESCRIPTION / COUNTRY OF ORIGIN	JANUARY - DECEMBER 2015		JANUARY - DECEMBER 2016	
		NET WEIGHT (KG)	CIF VALUE (US$)	NET WEIGHT (KG)	CIF VALUE (US$)
	FAEROE ISLANDS	20 219	115 243	0	0
	SUB TOTAL	**864 348**	**4 875 716**	**702 332**	**5 003 675 ***
0303140000	**TROUT, EXCL.FILLETS, LIVERS AND ROES,FROZEN**				
03421	JAPAN	18 707	127 353	0	0
	CHILE	27 593	183 975	0	0
	NETHERLANDS	0	0	19 537	94 753
	FRANCE	0	0	107	2 461
	NORWAY	153 037	1 018 544	352 288	2 283 085
	SUB TOTAL	**199 337**	**1 329 872**	**371 932**	**2 380 299 ***
0303190000	**OTHER SALMONIDAE, EXCL.FILLETS, LIVERSAND ROES, FROZEN**				
03421	JAPAN	1 032	10 281	0	0
	UNITED STATES	0	0	3	9
	CANADA	10 000	16 100	0	0
	SUB TOTAL	**11 032**	**26 381**	**3**	**9 ***
0303330000	**SOLE, EXCL.FILLETS, LIVERS & ROES,FROZEN**				
03422	CANADA	48 029	75 356	0	0
	FRANCE	0	0	1 093	32 362
	SUB TOTAL	**48 029**	**75 356**	**1 093**	**32 362 ***
0303340000	**TURBOTS, EXCL.FILLETS, LIVERS & ROES,FROZEN**				
03422	FRANCE	0	0	516	20 580
	SUB TOTAL	**0**	**0**	**516**	**20 580 ***
0303390000	**OTH FLAT FISH, EXCL.FILLETS, LIVERS &ROES, FROZEN**				
03422	JAPAN	611	3 674	836	4 201
	TAIWAN	0	0	70	497
	UNITED STATES	0	0	32	16
	SUB TOTAL	**611**	**3 674**	**938**	**4 714 ***
0303410000	**ALBACORE/LONGFINNED TUNAS,EXCL.FILLET,LIVERS AND ROES, FROZEN**				
03423	JAPAN	224 060	567 348	0	0
	THAILAND	0	0	17 800	51 756
	SEYCHELLES	0	0	2 000	3 450
	MAURITIUS	49 863	145 180	0	0
	SUB TOTAL	**273 923**	**712 528**	**19 800**	**55 206 ***
0303420000	**YELLOWFIN TUNAS, EXCL.FILLET, LIVER &ROES, FROZEN**				
03423	JAPAN	25 280	24 016	0	0
	KOREA, REPUBLIC OF	0	0	75 970	105 228
	TAIWAN	82 750	206 876	24 247	77 590
	CHINA	509 899	777 439	0	0
	PAPUA NEW GUINEA	38 000	46 640	0	0
	THAILAND	1 716 618	2 638 781	0	0
	PHILIPPINES	351 490	551 860	325 000	546 900
	BRUNEI DARUSSALAM	10 000	10 898	0	0
	MALDIVES	0	0	26 998	56 020
	INDONESIA	121 982	873 336	30 450	286 731
	SENEGAL	0	0	406 705	667 763
	SEYCHELLES	473 920	719 557	675 130	1 043 763
	MICRONESIA, FED. STATES OF	316 000	379 340	1 726 109	2 856 695
	MARSHALL ISLANDS	9 556	14 668	33 839	49 465
	SOLOMON ISLANDS	24 642	27 106	0	0
	UNITED STATES	0	0	20 476	216 575
	PUERTO RICO	0	0	5 888	62 304
	SUB TOTAL	**3 680 137**	**6 270 517**	**3 350 812**	**5 969 034 ***
0303430000	**SKIPJACK OR STRIPE-BELLIED BONITO, EXCL.FILLETS, LIVERS AND ROES, FROZEN**				
03423	JAPAN	50 000	56 000	168 930	244 200
	KOREA, REPUBLIC OF	134 285	163 226	121 000	173 295
	CHINA	328 852	389 527	0	0
	PAPUA NEW GUINEA	2 285 000	2 370 425	0	0
	THAILAND	1 572 885	1 737 218	0	0

http://www.bps.go.id

HS / SITC	COMMODITY DESCRIPTION / COUNTRY OF ORIGIN	JANUARY - DECEMBER 2015		JANUARY - DECEMBER 2016	
		NET WEIGHT (KG)	CIF VALUE (US$)	NET WEIGHT (KG)	CIF VALUE (US$)
	BRUNEI DARUSSALAM	146 014	165 822	0	0
	MALDIVES	0	0	27 252	56 548
	INDIA	0	0	56 000	71 400
	SENEGAL	0	0	878 515	1 347 464
	SEYCHELLES	470 081	638 986	1 646 843	2 461 826
	MICRONESIA, FED. STATES OF	1 224 000	1 248 710	4 228 000	6 745 075
	MARSHALL ISLANDS	93 337	97 217	2 000 175	2 923 895
	SOLOMON ISLANDS	69 970	76 967	0	0
	SPAIN	0	0	540 000	813 591
	SUB TOTAL	**6 374 424**	**6 944 098**	**9 666 715**	**14 837 294 ***
0303440000	**BIGEYE TUNAS, EXCL.FILLETS, LIVERS ANDROES, FROZEN**				
03423	KOREA, REPUBLIC OF	0	0	2 000	3 095
	PAPUA NEW GUINEA	7 000	7 560	0	0
	SENEGAL	0	0	47 496	78 910
	SEYCHELLES	46 050	69 650	41 920	64 943
	MICRONESIA, FED. STATES OF	30 000	32 700	103 031	165 360
	MARSHALL ISLANDS	0	0	8 848	12 935
	SUB TOTAL	**83 050**	**109 910**	**203 295**	**325 243 ***
0303490000	**OTH TUNAS, EXCL.FILLETS,LIVERS & ROES,FROZEN**				
03423	JAPAN	41 700	45 870	0	0
	INDONESIA	41 148	191 635	52 000	46 280
	SUB TOTAL	**82 848**	**237 505**	**52 000**	**46 280 ***
0303530000	**SARDINES, SARDINELLA, BRISLING OR SPARTSEXCL.FILLETS, LIVERS AND ROES, FROZEN**				
03424	JAPAN	297 094	293 520	686 224	537 550
	KOREA, REPUBLIC OF	27 000	18 900	0	0
	CHINA	5 186 270	3 834 618	5 472 535	4 031 737
	MALAYSIA	27 000	28 378	0	0
	INDIA	4 601 660	2 975 100	0	0
	PAKISTAN	9 147 288	6 163 384	7 794 950	5 079 922
	YEMEN	808 516	563 908	529 000	306 168
	OMAN	270 000	170 100	3 723 780	1 801 421
	UNITED ARAB EMIRATES	0	0	56 000	39 200
	MOROCCO	251 880	268 396	139 920	147 195
	NETHERLANDS	50 600	53 566	0	0
	SUB TOTAL	**20 667 308**	**14 369 870**	**18 402 409**	**11 943 193 ***
0303540010	**MACKEREL, EXCL.FILLETS, LIVERS AND ROES,FROZEN**				
03426	JAPAN	964 605	842 915	177 994	228 528
	KOREA, REPUBLIC OF	150 000	127 500	0	0
	TAIWAN	54 000	108 000	0	0
	CHINA	589 750	519 089	1 474 425	900 093
	INDONESIA	19 805	97 502	0	0
	CANADA	9 980	16 367	11 550	21 656
	UNITED KINGDOM	0	0	24 000	37 608
	NETHERLANDS	823 000	1 378 695	216 000	293 733
	NORWAY	4 821 830	7 510 561	2 733 540	4 496 323
	ICELAND	131 416	208 348	0	0
	SUB TOTAL	**7 564 386**	**10 808 977**	**4 637 509**	**5 977 941 ***
0303540020	**PACIFIC MACKEREL, EXCL.FILLETS, LIVERSAND ROES, FROZEN**				
03426	JAPAN	13 777 794	10 376 660	13 271 759	10 303 634
	KOREA, REPUBLIC OF	225 744	211 448	1 670	6 078
	CHINA	36 657 037	30 511 910	37 257 787	30 126 451
	MALAYSIA	55 000	48 276	374 200	339 596
	PAKISTAN	14 000	18 713	0	0
	NORWAY	26 000	32 574	0	0
	SUB TOTAL	**50 755 575**	**41 199 581**	**50 905 416**	**40 775 759 ***
0303570000	**SWORDFISH (XIPHIAS GLADIUS),EXCL.FILLETS,LIVERS AND ROES,FROZEN**				
03428	KOREA, REPUBLIC OF	237 558	1 781 686	0	0
	TAIWAN	1 005 295	7 539 713	888 905	6 666 789
	CHINA	0	0	55 988	167 964
	SINGAPORE	42 000	315 000	0	0
	INDONESIA	0	0	48 313	245 959

http://www.bps.go.id

HS / SITC	COMMODITY DESCRIPTION / COUNTRY OF ORIGIN	JANUARY - DECEMBER 2015		JANUARY - DECEMBER 2016	
		NET WEIGHT (KG)	CIF VALUE (US$)	NET WEIGHT (KG)	CIF VALUE (US$)
	GHANA	0	0	189 792	1 423 441
	SENEGAL	81 300	609 750	638 424	4 788 181
	COSTA RICA	33 660	252 450	0	0
	PORTUGAL	25 122	31 402	0	0
	SUB TOTAL	**1 424 935**	**10 530 001**	**1 821 422**	**13 292 334 ***
0303630000	**COD (GADUS MORHUA, OGAC, MACROCEPHALU) ,EXCL.FILLETS,LIVERS AND ROES,FROZEN**				
03425	SINGAPORE	6 998	13 995	8 172	209 704
	UNITED STATES	69 026	995 713	97 141	2 420 858
	CANADA	14 375	75 516	0	0
	FRANCE	0	0	450	6 296
	SUB TOTAL	**90 399**	**1 085 224**	**105 763**	**2 636 858 ***
0303650000	**COALFISH, EXCL.FILLETS, LIVERS AND ROES,FROZEN**				
03428	FRANCE	0	0	73	2 410
	SUB TOTAL	**0**	**0**	**73**	**2 410 ***
0303660000	**HAKE, EXCL.FILLETS, LIVERS & ROES,FROZEN**				
03427	FRANCE	0	0	126	4 268
	SUB TOTAL	**0**	**0**	**126**	**4 268 ***
0303670000	**ALASKA POLLACK, EXCL.FILLETS, LIVERS ANDROES, FROZEN**				
03428	JAPAN	22 066	23 942	190	5 125
	KOREA, REPUBLIC OF	4 261	12 106	2 291	8 342
	UNITED STATES	45 661	75 256	0	0
	SUB TOTAL	**71 988**	**111 304**	**2 481**	**13 467 ***
0303690000	**OTHER MARINE FISH, EXCL.FILLETS, LIVERSAND ROES, FROZEN**				
03428	JAPAN	4 705	57 336	6 003	105 293
	KOREA, REPUBLIC OF	3 118	9 438	1 311	4 774
	CHINA	0	0	13	74
	NEW ZEALAND	136 126	256 298	19 109	50 640
	CHILE	49 979	107 455	0	0
	FRANCE	0	0	1 478	48 326
	SUB TOTAL	**193 928**	**430 527**	**27 914**	**209 107 ***
0303810000	**DOGFISH AND OTHER SHARKS, EXCL.FILLETS,LIVERS AND ROES, FROZEN**				
03428	JAPAN	15 861	97 729	40 662	99 628
	SINGAPORE	10 994	43 373	0	0
	INDONESIA	24 936	38 651	0	0
	SAUDI ARABIA	0	0	540	1 582
	NEW ZEALAND	0	0	38 744	509 227
	MEXICO	9 960	24 384	24 150	56 931
	ARGENTINA	25 686	130 950	26 783	208 379
	NORWAY	0	0	2 477	26 741
	SPAIN	16 816	154 535	3 454	46 922
	SUB TOTAL	**104 253**	**489 622**	**136 810**	**949 410 ***
0303820000	**RAYS AND SAKTES, EXCL.FILLETS, LIVERSAND ROES, FROZEN**				
03428	JAPAN	5	97	0	0
	SUB TOTAL	**5**	**97**	**0**	**0 ***
0303830000	**TOOTHFISH (DISSOSTICHUS SPP.),EXCL.FILLETS,LIVERS AND ROES,FROZEN**				
03428	FRANCE	0	0	454	13 616
	SUB TOTAL	**0**	**0**	**454**	**13 616 ***
0303840000	**SEABASS, EXCL.FILLETS, LIVERS AND ROES,FROZEN**				
03428	SINGAPORE	3 987	61 792	0	0
	FRANCE	0	0	522	15 347
	SUB TOTAL	**3 987**	**61 792**	**522**	**15 347 ***

http://www.bps.go.id

HS / SITC	COMMODITY DESCRIPTION / COUNTRY OF ORIGIN	JANUARY - DECEMBER 2015		JANUARY - DECEMBER 2016	
		NET WEIGHT (KG)	CIF VALUE (US$)	NET WEIGHT (KG)	CIF VALUE (US$)
0303891300	**BLUNTNOSE LIZARDIFISH, EXCL.FILLETS,LIVERS AND ROES, FROZEN**				
03428	INDONESIA	53 550	59 441	0	0
	SUB TOTAL	**53 550**	**59 441**	**0**	**0 ***
0303891510	**INDIAN MACKAREL, EXCL.FILLETS, LIVERSAND ROES, FROZEN**				
03428	CHINA	0	0	648 945	591 524
	MALAYSIA	4 621 616	4 252 435	3 774 505	3 442 767
	VIET NAM	540 000	485 227	0	0
	INDIA	790 370	907 605	957 940	1 271 033
	PAKISTAN	215 550	246 823	233 600	313 865
	SAUDI ARABIA	1 147 500	1 115 685	637 500	643 501
	SUB TOTAL	**7 315 036**	**7 007 775**	**6 252 490**	**6 262 690 ***
0303891520	**ISLAND MACKAREL, EXCL.FILLETS, LIVERSAND ROES, FROZEN**				
03428	JAPAN	1 040	20 725	908	21 759
	SUB TOTAL	**1 040**	**20 725**	**908**	**21 759 ***
0303891600	**TORPEDO SCADS,SPOTTED SICKLEFISH&GREATBARRACUDA,EXCL FILLET,LIVER&ROES,FROZEN**				
03428	CHINA	56 000	50 400	75 000	67 500
	THAILAND	52 250	47 025	0	0
	MALAYSIA	210 700	189 630	25 000	22 500
	SUB TOTAL	**318 950**	**287 055**	**100 000**	**90 000 ***
0303891710	**SILVER POMFRETS, EXCL.FILLETS, LIVERSAND ROES, FROZEN**				
03428	SINGAPORE	2	32	0	0
	SUB TOTAL	**2**	**32**	**0**	**0 ***
0303891800	**MANGROVE RED SNAPPERS, EXCL.FILLETS,LIVERS AND ROES, FROZEN**				
03428	VIET NAM	0	0	8 040	50 718
	INDONESIA	0	0	7 631	62 343
	SUB TOTAL	**0**	**0**	**15 671**	**113 061 ***
0303891910	**KERAPU(CROMILEPTE ALTIVELIS,EPINEPHELUS)EXCL.FILLETS,LIVERS AND ROES,FROZEN**				
03428	JAPAN	0	0	850	1 063
	MALAYSIA	0	0	32 000	4 731
	INDONESIA	599	3 746	4 940	39 628
	ITALY	165	1	0	0
	SUB TOTAL	**764**	**3 747**	**37 790**	**45 422 ***
0303891990	**OTHER MARINE FISH, EXCL.FILLETS, LIVERSAND ROES, FROZEN**				
03428	JAPAN	36 685	139 555	72 704	259 027
	KOREA, REPUBLIC OF	0	0	23 800	80 057
	CHINA	2 254 600	1 920 401	499 500	449 550
	SINGAPORE	0	0	2 000	5 971
	MALAYSIA	105 000	89 250	0	0
	INDONESIA	1 640	3 389	37 066	154 039
	AUSTRALIA	109 536	134 045	153 798	190 486
	CANADA	0	0	26 350	47 538
	CHILE	0	0	120	604
	ARGENTINA	0	0	76 700	65 195
	FRANCE	0	0	76	2 297
	NORWAY	50 173	148 010	56 616	68 075
	RUSSIA FEDERATION	0	0	101	578
	SUB TOTAL	**2 557 634**	**2 434 650**	**948 831**	**1 323 417 ***
0303892900	**OTHER FISH, NOT MARINE FISH,EXCL.FILLETS, LIVERS AND ROES, FROZEN**				
03428	JAPAN	3 322 706	2 989 320	6 287	97 240
	KOREA, REPUBLIC OF	24 700	20 995	0	0
	CHINA	7 262 260	6 205 385	0	0
	MALAYSIA	587 200	506 133	0	0
	INDONESIA	26 500	45 050	26 000	44 200
	SOUTH AFRICA	44 665	245 678	46 116	286 309
	COOK ISLANDS	0	0	71 373	474 636
	NORWAY	786 241	846 801	600 640	677 311
	SUB TOTAL	**12 054 272**	**10 859 362**	**750 416**	**1 579 696 ***

http://www.bps.go.id

HS / SITC	COMMODITY DESCRIPTION / COUNTRY OF ORIGIN	JANUARY - DECEMBER 2015		JANUARY - DECEMBER 2016	
		NET WEIGHT (KG)	CIF VALUE (US$)	NET WEIGHT (KG)	CIF VALUE (US$)
0303902000	**ROES OF FISH, FROZEN**				
03429	JAPAN	3 138	34 724	9 871	187 809
	UNITED STATES	0	0	1	17
	SUB TOTAL	**3 138**	**34 724**	**9 872**	**187 826 ***
0304390000	**CARP, EELS AND SNAKEHEADS FILLETS(WHETHER/NOT MINCED), FRESH OR CHILLED**				
03451	JAPAN	0	0	3 440	9 357
	SINGAPORE	13	309	0	0
	INDONESIA	18 936	108 529	0	0
	UNITED STATES	0	0	10 582	90 815
	SUB TOTAL	**18 949**	**108 838**	**14 022**	**100 172 ***
0304410000	**FILLETS OF PACIFIC, ATLANTIC ANDDANUBE SALMON, FRESH OR CHILLED**				
03451	CHILE	0	0	2 000	22 600
	SUB TOTAL	**0**	**0**	**2 000**	**22 600 ***
0304490000	**FILLETS OF OTHER FISH, FRESH OR CHILLED**				
03451	INDONESIA	0	0	39 622	324 180
	UNITED STATES	0	0	8 981	71 878
	UNITED KINGDOM	0	0	7 202	23 100
	SUB TOTAL	**0**	**0**	**55 805**	**419 158 ***
0304590000	**OTHER FISH MEAT (WHETHER OR NOT MINCED),FRESH OR CHILLED**				
03451	UNITED STATES	0	0	2	17
	SUB TOTAL	**0**	**0**	**2**	**17 ***
0304610000	**TILAPIAS FILLETS, FROZEN**				
03440	SINGAPORE	0	0	20 090	145 941
	INDONESIA	21 000	137 183	0	0
	SUB TOTAL	**21 000**	**137 183**	**20 090**	**145 941 ***
0304620010	**PANGASIUS FILLETS, FROZEN**				
03440	THAILAND	0	0	78	366
	SUB TOTAL	**0**	**0**	**78**	**366 ***
0304710000	**COD FILLETS, FROZEN**				
03440	JAPAN	0	0	3 250	49 712
	SINGAPORE	408	4 580	0	0
	SUB TOTAL	**408**	**4 580**	**3 250**	**49 712 ***
0304720000	**HADDOCK FILLETS, FROZEN**				
03440	CHINA	0	0	4 541	14 630
	SUB TOTAL	**0**	**0**	**4 541**	**14 630 ***
0304790000	**OTHER FISH FILLETS OF FAMILYBREGMACEROTIDAE, ETC., FROZEN**				
03440	KOREA, REPUBLIC OF	5 446	25 488	8 697	31 658
	SINGAPORE	1	55	0	0
	SUB TOTAL	**5 447**	**25 543**	**8 697**	**31 658 ***
0304810010	**FROZEN FILLETS OF RED SALMON**				
03440	CANADA	0	0	1 270	22 963
	SUB TOTAL	**0**	**0**	**1 270**	**22 963 ***
0304830000	**FROZEN FILLETS OF FLAT FISH**				
03440	SINGAPORE	120 000	150 000	114 340	142 925
	VIET NAM	164 100	203 803	192 140	240 175
	SUB TOTAL	**284 100**	**353 803**	**306 480**	**383 100 ***
0304860000	**FROZEN FILLETS OF HERINGS**				
03440	SINGAPORE	2	8	0	0
	SUB TOTAL	**2**	**8**	**0**	**0 ***

http://www.bps.go.id

HS / SITC	COMMODITY DESCRIPTION / COUNTRY OF ORIGIN	JANUARY - DECEMBER 2015		JANUARY - DECEMBER 2016	
		NET WEIGHT (KG)	CIF VALUE (US$)	NET WEIGHT (KG)	CIF VALUE (US$)
0304870000	**FROZEN FILLETS OF TUNAS, SKIPJACK ORSTRIPE-BELLIED BONITO**				
03440	JAPAN	3 516	40 502	628	38 273
	CHINA	20 000	31 000	0	0
	INDONESIA	17 785	43 017	36 752	217 243
	LEBANON	0	0	2 745	4 255
	AUSTRALIA	0	0	6 585	8 890
	UNITED STATES	89 235	142 620	268 439	634 821
	PORTUGAL	0	0	25 000	82 500
	SUB TOTAL	**130 536**	**257 139**	**340 149**	**985 982 ***
0304890000	**FROZEN FILLETS OF OTHER FISH**				
03440	JAPAN	0	0	674	10 165
	SINGAPORE	0	0	2 827	26 732
	INDONESIA	20 886	135 381	22 062	230 608
	UNITED STATES	999	7 891	4 791	43 864
	NORWAY	7 102	5 916	0	0
	SUB TOTAL	**28 987**	**149 188**	**30 354**	**311 369 ***
0304910000	**SWORDFISH (XIPHIAS GLADIUS) MEAT(WHETHER OR NOT MINCED), FROZEN**				
03455	INDONESIA	9 060	18 120	0	0
	SUB TOTAL	**9 060**	**18 120**	**0**	**0 ***
0304940000	**ALASKA POLLACK MEAT (WHETHER OR NOTMINCED), FROZEN**				
03455	JAPAN	0	0	137	1 897
	UNITED STATES	0	0	50	688
	SUB TOTAL	**0**	**0**	**187**	**2 585 ***
0304990010	**MEAT OF TUNA LOIN AND SKIPJACK,(WHETHER OR NOT MINCED), FROZEN**				
03455	INDONESIA	10 020	70 140	0	0
	UNITED STATES	7 971	71 316	56 113	285 237
	SUB TOTAL	**17 991**	**141 456**	**56 113**	**285 237 ***
0304990090	**MEAT OF OTHER FISH,(WHETHER OR NOT MINCED), FROZEN**				
03455	JAPAN	1 450	16 721	25 298	43 955
	KOREA, REPUBLIC OF	0	0	8 843	19 035
	TAIWAN	0	0	72 840	72 840
	CHINA	128 259	128 259	347 858	398 558
	THAILAND	164 500	164 500	221 890	221 890
	MALAYSIA	0	0	52 000	110 984
	VIET NAM	1 868 665	1 882 765	3 322 414	3 344 914
	INDIA	130 784	130 784	121 184	121 184
	INDONESIA	19 029	59 828	86 712	423 020
	UNITED STATES	0	0	17 000	150 858
	UNITED KINGDOM	0	0	7 705	11 672
	RUSSIA FEDERATION	4 530	14 770	0	0
	SUB TOTAL	**2 317 217**	**2 397 627**	**4 283 744**	**4 918 910 ***
0305100000	**FLOURS, MEALS, AND PELLATS OF FISH, FITFOR HUMAN CONSUMPTION**				
03550	JAPAN	0	0	2 200	23 564
	CHINA	15 600	258 641	9 000	141 741
	NETHERLANDS	0	0	9	282
	FRANCE	175	5 410	97	4 040
	NORWAY	15 015	214 039	11 069	152 631
	SUB TOTAL	**30 790**	**478 090**	**22 375**	**322 258 ***
0305209000	**LIVERS&ROES OF FISH, OTH THAN FRESHWATERFISH, DRIED, SMOKED, SALTED/IN BRINE**				
03540	RUSSIA FEDERATION	2 211	7 210	8 537	18 638
	SUB TOTAL	**2 211**	**7 210**	**8 537**	**18 638 ***
0305399000	**FISH FILLETS, DRIED,SALTED,BUT NOTSMOKED**				
03512	SINGAPORE	209	5 988	135	4 458
	INDONESIA	0	0	10 000	65 000
	SUB TOTAL	**209**	**5 988**	**10 135**	**69 458 ***

http://www.bps.go.id

HS / SITC	COMMODITY DESCRIPTION / COUNTRY OF ORIGIN	JANUARY - DECEMBER 2015		JANUARY - DECEMBER 2016	
		NET WEIGHT (KG)	CIF VALUE (US$)	NET WEIGHT (KG)	CIF VALUE (US$)
0305410000	**PACIFIC SALMON, SMOKED, INCL.FILLETS,OTHER THAN EDIBLE FISH OFFAL**				
03530	SINGAPORE	385	8 688	0	0
	SUB TOTAL	**385**	**8 688**	**0**	**0 ***
0305420000	**HERRINGS, SMOKED, INCL.FILLETS, OTHERTHAN EDIBLE FISH OFFAL**				
03530	SINGAPORE	1	21	53	1 396
	SUB TOTAL	**1**	**21**	**53**	**1 396 ***
0305430000	**TROUT, SMOKED, INCL.FILLETS, OTHER THANEDIBLE FISH OFFAL**				
03530	SINGAPORE	44	1 018	45	1 021
	SUB TOTAL	**44**	**1 018**	**45**	**1 021 ***
0305440010	**EELS, SMOKED, INCL.FILLETS, OTHER THANEDIBLE FISH OFFAL**				
03530	JAPAN	107	1 613	7	226
	CHINA	726	4 391	0	0
	SINGAPORE	2	47	0	0
	INDONESIA	1 749	84 460	0	0
	SUB TOTAL	**2 584**	**90 511**	**7**	**226 ***
0305490000	**OTHER FISH, SMOKED, INCL.FILLETS, OTHERTHAN EDIBLE FISH OFFAL**				
03530	INDONESIA	0	0	23 000	201 829
	SUB TOTAL	**0**	**0**	**23 000**	**201 829 ***
0305592000	**MARINE FISH, DRIED, OTHER THAN EDIBLEFISH OFFAL, SALTED/UNSALTED, NOT SMOKED**				
03513	JAPAN	0	0	2 279	12 030
	SUB TOTAL	**0**	**0**	**2 279**	**12 030 ***
0305599000	**FISH,NOT MARINE FISH,DRIED,OTH THNEDBLE FISH OFFAL,SALTD/UNSALTD,NOT SMOKD**				
03513	NEW ZEALAND	0	0	21	204
	SUB TOTAL	**0**	**0**	**21**	**204 ***
0305620000	**COD, SALTED BUT NOT DRIED/SMOKED & INBRINE, OTHER THAN EDIBLE FISH OFFAL**				
03521	SINGAPORE	117	4 634	0	0
	RUSSIA FEDERATION	1 133	3 740	2 964	6 621
	SUB TOTAL	**1 250**	**8 374**	**2 964**	**6 621 ***
0305630000	**ANCHOVIES, SALTED BUT NOT DRIED/SMOKED &IN BRINE, OTHER THAN EDIBLE FISH OFFAL**				
03522	JAPAN	5	66	18	396
	SUB TOTAL	**5**	**66**	**18**	**396 ***
0305691010	**MACKEREL, SALTED BUT NOT DRIED/SMOKED &IN BRINE, OTHER THAN EDIBLE FISH OFFAL**				
03529	KOREA, REPUBLIC OF	776	2 560	0	0
	SINGAPORE	32	459	129	2 143
	SUB TOTAL	**808**	**3 019**	**129**	**2 143 ***
0305699000	**FISH,NOT MARINE FISH,SALTED,NOTDRY/SMOKD&IN BRINE,NOT EDIBLE FISH OFFAL**				
03529	KOREA, REPUBLIC OF	14 268	46 490	26 655	57 601
	TAIWAN	1 034	3 410	0	0
	CHINA	2 087	6 884	0	0
	SUB TOTAL	**17 389**	**56 784**	**26 655**	**57 601 ***
0305710000	**SHARK FINS, FIT FOR HUMAN CONSUMPTION**				
03530	JAPAN	28 735	68 397	18 824	285 471
	INDONESIA	803	22 286	0	0
	ARGENTINA	0	0	2 890	54 577
	SUB TOTAL	**29 538**	**90 683**	**21 714**	**340 048 ***
0305721000	**FISH MAWS, FIT FOR HUMAN CONSUMPTION**				
03530	NEW ZEALAND	16 566	272 527	1 000	28 919
	NORWAY	0	0	27 080	40 558

http://www.bps.go.id

HS / SITC	COMMODITY DESCRIPTION / COUNTRY OF ORIGIN	JANUARY - DECEMBER 2015		JANUARY - DECEMBER 2016	
		NET WEIGHT (KG)	CIF VALUE (US$)	NET WEIGHT (KG)	CIF VALUE (US$)
	SPAIN	0	0	3 000	3 761
	SUB TOTAL	**16 566**	**272 527**	**31 080**	**73 238 ***
0305790090	**OTHER EDIBLE FISH OFFAL, FIT FOR HUMANCONSUMPTION**				
03530	SINGAPORE	0	0	392	9 543
	SUB TOTAL	**0**	**0**	**392**	**9 543 ***
0306110000	**ROCK LOBSTERS AND OTHER SEA CRAWFISH,FROZEN, FIT FOR HUMAN CONSUMPTION**				
03619	INDONESIA	4 140	47 117	0	0
	AUSTRALIA	437 008	2 658 125	109 954	711 491
	UNITED STATES	7 764	55 550	0	0
	MALTA	0	0	8 782	100 252
	SUB TOTAL	**448 912**	**2 760 792**	**118 736**	**811 743 ***
0306120000	**LOBSTERS, FROZEN, FIT FOR HUMANCONSUMPTION**				
03619	UNITED STATES	1 818	32 136	0	0
	CANADA	0	0	7 314	12 900
	UNITED KINGDOM	50	3 903	0	0
	SUB TOTAL	**1 868**	**36 039**	**7 314**	**12 900 ***
0306141000	**SOFT SHELL CRABS, FROZEN, FIT FOR HUMANCONSUMPTION**				
03619	KOREA, REPUBLIC OF	1 500	23 191	0	0
	THAILAND	0	0	6	180
	VIET NAM	5 448	32 948	0	0
	AUSTRALIA	3 200	48 240	0	0
	IRELAND	15	15	0	0
	SUB TOTAL	**10 163**	**104 394**	**6**	**180 ***
0306149000	**OTHER CRABS, FROZEN, FIT FOR HUMANCONSUMPTION**				
03619	JAPAN	6 238	158 917	393 115	4 687 445
	CHINA	552 863	3 753 058	529 044	3 562 766
	MALAYSIA	8 322	29 127	0	0
	VIET NAM	127 186	691 836	0	0
	PAKISTAN	26 406	387 860	0	0
	INDONESIA	0	0	2 681	57 621
	BAHRAIN	16 080	32 160	0	0
	UNITED STATES	1 121 701	10 340 615	1 033 433	10 183 406
	CANADA	1 468 103	15 146 180	1 004 752	13 025 972
	CHILE	0	0	23	20
	ARGENTINA	0	0	13 204	216 483
	GREENLAND	30 276	281 049	21 409	240 922
	BELGIUM	3 608	119 064	0	0
	NORWAY	83 322	581 025	200 887	2 399 142
	IRELAND	0	0	25	28
	GREECE	10	237	125	559
	LATVIA	0	0	517 363	6 501 989
	RUSSIA FEDERATION	201 653	2 324 988	886 186	8 655 008
	SUB TOTAL	**3 645 768**	**33 846 116**	**4 602 247**	**49 531 361 ***
0306160000	**COLD WATER SHRIMPS AND PRAWNS, FROZZEN,FIT FOR HUMAN CONSUMPTION**				
03611	JAPAN	716	17 175	1 744	70 588
	AUSTRALIA	0	0	27	748
	UNITED STATES	84	270	32	159
	CANADA	1 196 719	5 696 814	973 914	5 600 341
	DENMARK	0	0	113 004	695 101
	NORWAY	46	190	0	0
	SUB TOTAL	**1 197 565**	**5 714 449**	**1 088 721**	**6 366 937 ***
0306171010	**GIANT TIGER PRAWNS WITH HEAD, FROZEN,FIT FOR HUMAN CONSUMPTION**				
03611	INDONESIA	0	0	6 700	45 721
	SUB TOTAL	**0**	**0**	**6 700**	**45 721 ***
0306171020	**GIANT TIGER PRAWNS HEADLESS, FROZEN, FITFOR HUMAN CONSUMPTION**				
03611	MYANMAR	121 640	899 473	32 940	408 790

http://www.bps.go.id

HS / SITC	COMMODITY DESCRIPTION / COUNTRY OF ORIGIN	JANUARY - DECEMBER 2015		JANUARY - DECEMBER 2016	
		NET WEIGHT (KG)	CIF VALUE (US$)	NET WEIGHT (KG)	CIF VALUE (US$)
	INDONESIA	40 846	521 241	11 340	206 280
	SUB TOTAL	**162 486**	**1 420 714**	**44 280**	**615 070 ***
0306171090	**OTHER GIANT TIGER PRAWNS, FROZEN, FITFOR HUMAN CONSUMPTION**				
03611	JAPAN	0	0	4	18
	INDONESIA	4 296	72 366	132 921	1 086 164
	UNITED STATES	0	0	2 413	36 427
	ARGENTINA	194 268	1 459 181	203 338	1 648 441
	SUB TOTAL	**198 564**	**1 531 547**	**338 676**	**2 771 050 ***
0306172020	**WHITELEG SHRIMPS HEADLESS WITH TAIL,FROZEN, FIT FOR HUMAN CONSUMPTION**				
03611	INDONESIA	22 848	249 152	16 344	147 600
	ARGENTINA	0	0	1 364	4 365
	NETHERLANDS	0	0	10 161	139 160
	SUB TOTAL	**22 848**	**249 152**	**27 869**	**291 125 ***
0306172030	**WHITELEG SHRIMPS HEADLESS WITHOUT TAIL,FROZEN, FIT FOR HUMAN CONSUMPTION**				
03611	INDONESIA	0	0	48 196	396 367
	UNITED KINGDOM	0	0	14 140	180 010
	NETHERLANDS	0	0	9 839	134 750
	GERMANY, FED. REP. OF	0	0	7 209	72 611
	SUB TOTAL	**0**	**0**	**79 384**	**783 738 ***
0306172090	**OTHER WHITELEG SHRIMPS, FROZEN,FIT FOR HUMAN CONSUMPTION**				
03611	SINGAPORE	0	0	30 236	285 714
	INDONESIA	0	0	79 876	783 789
	UNITED STATES	0	0	34 671	302 179
	CANADA	0	0	6 810	63 750
	MEXICO	0	0	49 179	473 772
	JAMAICA	0	0	18 000	120 420
	SUB TOTAL	**0**	**0**	**218 772**	**2 029 624 ***
0306179000	**OTHER SHRIMPS AND PRAWNS, FROZZEN,FIT FOR HUMAN CONSUMPTION**				
03611	JAPAN	0	0	2 727	34 277
	THAILAND	0	0	2	4
	MYANMAR	66 477	603 979	14 418	98 636
	INDONESIA	28 800	290 020	0	0
	ARGENTINA	22 000	158 180	45 000	319 500
	SUB TOTAL	**117 277**	**1 052 179**	**62 147**	**452 417 ***
0306190000	**OTHER CRUSTAC,INCL FLOURS,MEALS&PELLETSOF CRUSTAC,FIT FOR HUMAN CONSUMP,FROZZEN**				
03619	JAPAN	6 000	39 000	0	0
	AUSTRALIA	5 000	15 500	0	0
	UNITED STATES	6 500	23 205	0	0
	CANADA	0	0	13 003	41 220
	BRAZIL	0	0	5 000	16 500
	SUB TOTAL	**17 500**	**77 705**	**18 003**	**57 720 ***
0306212000	**ROCK LOBSTERS AND OTHER SEA CRAWFISH,OTH.THAN BREEDER, LIVE**				
03620	TAIWAN	0	0	20	704
	CHINA	69	451	0	0
	SUB TOTAL	**69**	**451**	**20**	**704 ***
0306222000	**LOBSTERS (HOMARUS SPP),OTH THAN BREEDER,LIVE**				
03620	UNITED STATES	240	4 489	1 945	29 820
	CANADA	5 525	122 996	4 589	98 927
	SUB TOTAL	**5 765**	**127 485**	**6 534**	**128 747 ***
0306241000	**CRABS, LIVE**				
03620	KOREA, REPUBLIC OF	26	359	172	4 858
	CANADA	0	0	18	432
	UNITED KINGDOM	225	6 090	0	0
	RUSSIA FEDERATION	0	0	110	5 085
	SUB TOTAL	**251**	**6 449**	**300**	**10 375 ***

http://www.bps.go.id

HS / SITC	COMMODITY DESCRIPTION / COUNTRY OF ORIGIN	JANUARY - DECEMBER 2015		JANUARY - DECEMBER 2016	
		NET WEIGHT (KG)	CIF VALUE (US$)	NET WEIGHT (KG)	CIF VALUE (US$)
0306242000	**CRABS, FRESH OR CHILLED**				
03620	JAPAN	2 125	64 307	1 287	131 714
	KOREA, REPUBLIC OF	0	0	398	6 203
	AUSTRALIA	0	0	9	191
	UNITED STATES	0	0	2 023	29 932
	SUB TOTAL	**2 125**	**64 307**	**3 717**	**168 040 ***
0306249100	**CRABS, DRIED, IN AIRTIGHT CONTAINER, NOTFROZEN**				
03620	INDONESIA	0	0	381	8 804
	UNITED STATES	14 407	329 261	0	0
	UNITED KINGDOM	9 537	208 126	0	0
	FRANCE	0	0	9 621	150 462
	SUB TOTAL	**23 944**	**537 387**	**10 002**	**159 266 ***
0306249910	**CRABS, DRIED, BOILED, IN AIRTIGHTCONTAINER, NOT FROZEN**				
03620	JAPAN	892	10 924	0	0
	UNITED STATES	16 669	295 711	11 684	145 267
	CANADA	2 000	22 475	0	0
	SUB TOTAL	**19 561**	**329 110**	**11 684**	**145 267 ***
0306249990	**CRABS, DRIED, NOT BOILED, NOT INAIRTIGHT CONTAINER, NOT FROZEN**				
03620	INDONESIA	43 951	827 333	0	0
	SUB TOTAL	**43 951**	**827 333**	**0**	**0 ***
0306263000	**COLD-WATER SHRIMPS AND PRAWNS, FRESH ORCHILLED**				
03620	JAPAN	903	30 529	1 743	55 817
	AUSTRALIA	0	0	171	5 523
	CANADA	0	0	156	889
	SUB TOTAL	**903**	**30 529**	**2 070**	**62 229 ***
0306269900	**OTHER COLD-WATER SHRIMPS AND PRAWNS,OTHER THAN AIRTIGHT CONTAINERS**				
03620	JAPAN	0	0	297	1 694
	TAIWAN	0	0	176	885
	SUB TOTAL	**0**	**0**	**473**	**2 579 ***
0306271100	**GIANT TIGER PRAWNS, BREEDER**				
03620	UNITED STATES	0	0	300	57 285
	SUB TOTAL	**0**	**0**	**300**	**57 285 ***
0306271200	**WHITELEG SHRIMPS, BREEDER**				
03620	JAPAN	0	0	4 439	174 220
	UNITED STATES	84	83 279	69 732	5 409 216
	SUB TOTAL	**84**	**83 279**	**74 171**	**5 583 436 ***
0306272200	**WHITELEG SHRIMPS,OTHER THAN BREEDER,LIVE**				
03620	INDONESIA	67 196	965 689	18 000	199 080
	UNITED STATES	14 123	538 388	202	240 504
	SUB TOTAL	**81 319**	**1 504 077**	**18 202**	**439 584 ***
0306273900	**OTHER SHRIMPS AND PRAWNS, FRESH ORCHILLED, NOT FROZEN**				
03620	JAPAN	103	3 048	1	15
	SUB TOTAL	**103**	**3 048**	**1**	**15 ***
0306299100	**CRUSTACEANS, FLOURS, MEAL AND PELLETSIN AIRTIGHT CONTAINERS**				
03620	JAPAN	300	2 483	0	0
	BOLIVIA	0	0	500	9 190
	NORWAY	3 180	58 274	2 360	42 741
	SUB TOTAL	**3 480**	**60 757**	**2 860**	**51 931 ***
0306299900	**CRUSTACEANS, FLOURS, MEAL AND PELLETS,IN OTHER THAN AIRTIGHT CONTAINERS**				
03620	JAPAN	3 500	32 480	393	8 420
	INDONESIA	0	0	25 000	8 500

http://www.bps.go.id

HS / SITC	COMMODITY DESCRIPTION / COUNTRY OF ORIGIN	JANUARY - DECEMBER 2015		JANUARY - DECEMBER 2016	
		NET WEIGHT (KG)	CIF VALUE (US$)	NET WEIGHT (KG)	CIF VALUE (US$)
	NORWAY	10 300	290 467	8 611	239 925
	SUB TOTAL	**13 800**	**322 947**	**34 004**	**256 845 ***
0307112000	**OYSTERS, FRESH OR CHILLED**				
03631	JAPAN	730	7 274	395	23 799
	SUB TOTAL	**730**	**7 274**	**395**	**23 799 ***
0307191000	**OYSTERS, FROZEN**				
03631	JAPAN	1 805	19 905	2 931	24 738
	KOREA, REPUBLIC OF	3 950	11 854	0	0
	UNITED STATES	19 960	74 355	27 705	135 696
	CANADA	29 028	110 887	0	0
	FRANCE	20 000	137 912	20 000	136 092
	SUB TOTAL	**74 743**	**354 913**	**50 636**	**296 526 ***
0307212000	**SCALLOPS, FRESH OR CHILLED**				
03635	JAPAN	6 316	159 121	6 872	267 978
	AUSTRALIA	0	0	374	5 627
	FRANCE	0	0	61	1 592
	SUB TOTAL	**6 316**	**159 121**	**7 307**	**275 197 ***
0307291000	**SCALLOPS, FROZEN**				
03639	JAPAN	164 152	221 272	128 200	254 925
	KOREA, REPUBLIC OF	1 129	3 680	0	0
	CHINA	166 569	376 056	261 000	545 590
	SINGAPORE	1 989	3 977	599	11 022
	MALAYSIA	18 503	35 341	73 407	143 144
	VIET NAM	0	0	117 060	91 928
	UNITED STATES	34 850	546 074	31 802	737 104
	CANADA	5 089	26 974	0	0
	FRANCE	0	0	67	2 708
	SUB TOTAL	**392 281**	**1 213 374**	**612 135**	**1 786 421 ***
0307312000	**MUSSELS, FRESH OR CHILLED**				
03635	JAPAN	78	1 903	51	1 520
	HONG KONG	0	0	1	20
	FRANCE	0	0	197	1 522
	SUB TOTAL	**78**	**1 903**	**249**	**3 062 ***
0307391000	**MUSSELS, FROZEN**				
03639	JAPAN	0	0	327	2 219
	SINGAPORE	8 452	30 067	0	0
	NEW ZEALAND	17 916	88 180	18 276	80 411
	UNITED STATES	0	0	300	3 075
	CHILE	39 600	117 810	19 950	54 365
	SUB TOTAL	**65 968**	**236 057**	**38 853**	**140 070 ***
0307412000	**CUTTLE FISH AND SQUID, FRESH OR CHILLED**				
03633	JAPAN	76	2 839	502	22 607
	AUSTRALIA	0	0	132	5 491
	SUB TOTAL	**76**	**2 839**	**634**	**28 098 ***
0307491000	**CUTTLE FISH AND SQUID, FROZEN**				
03637	JAPAN	80 202	151 640	46 222	142 129
	TAIWAN	2 276 660	1 719 111	866 495	704 492
	CHINA	1 277 150	1 496 372	993 810	1 356 729
	SINGAPORE	0	0	1 082	11 050
	PHILIPPINES	20	126	0	0
	MALAYSIA	351 370	354 982	0	0
	VIET NAM	0	0	23 000	23 000
	INDIA	0	0	25 500	37 826
	PAKISTAN	24 000	36 000	65 011	149 526
	INDONESIA	9 513	53 086	3 500	12 398
	AUSTRALIA	0	0	2	64
	UNITED STATES	1 300	8 495	0	0

http://www.bps.go.id

HS / SITC	COMMODITY DESCRIPTION / COUNTRY OF ORIGIN	JANUARY - DECEMBER 2015		JANUARY - DECEMBER 2016	
		NET WEIGHT (KG)	CIF VALUE (US$)	NET WEIGHT (KG)	CIF VALUE (US$)
	CHILE	27 000	33 282	0	0
	ITALY	48 720	197 689	0	0
	SUB TOTAL	**4 095 935**	**4 050 783**	**2 024 622**	**2 437 214 ***
0307492000	**CUTTLEFISH AND SQUID, DRIED, SALTED ORIN BRINE**				
03637	HONG KONG	0	0	108	1 773
	KOREA, REPUBLIC OF	1 519	7 019	0	0
	MALAYSIA	0	0	117	93
	SUB TOTAL	**1 519**	**7 019**	**225**	**1 866 ***
0307511000	**OCTOPUS, LIVE**				
03633	KOREA, REPUBLIC OF	0	0	8	139
	SUB TOTAL	**0**	**0**	**8**	**139 ***
0307512000	**OCTOPUS, FRESH OR CHILLED**				
03633	JAPAN	4 653	52 858	630	18 525
	AUSTRALIA	0	0	5	107
	SUB TOTAL	**4 653**	**52 858**	**635**	**18 632 ***
0307591000	**OCTOPUS, FROZEN**				
03637	JAPAN	1 706	19 588	2 132	32 014
	CHINA	224 918	413 928	24 870	120 620
	SINGAPORE	0	0	5 726	51 535
	PHILIPPINES	108 552	289 496	28 030	86 891
	MALAYSIA	20 118	69 423	0	0
	INDONESIA	44 444	107 907	40 958	197 809
	UNITED STATES	31 311	46 016	5 933	24 207
	GERMANY, FED. REP. OF	0	0	3 090	20 085
	ITALY	0	0	20 010	105 461
	PORTUGAL	0	0	8 411	42 606
	GREECE	0	0	20 415	83 565
	SUB TOTAL	**431 049**	**946 358**	**159 575**	**764 793 ***
0307592000	**OCTOPUS, DRIED, SALTED OR IN BRINE**				
03637	JAPAN	0	0	2 030	2 944
	SUB TOTAL	**0**	**0**	**2 030**	**2 944 ***
0307602000	**SNAILS, OTHER THAN SEA SNAILS, FRESH,CHILLED OR FROZEN**				
01293	FRANCE	0	0	23 100	109 834
	SUB TOTAL	**0**	**0**	**23 100**	**109 834 ***
0307711000	**CLAMS, COCKLES AND ARK SHELLS, LIVE**				
03635	JAPAN	55	784	119	2 942
	CANADA	0	0	18	648
	SUB TOTAL	**55**	**784**	**137**	**3 590 ***
0307712000	**CLAMS, COCKLES AND ARK SHELLS, FRESH ORCHILLED**				
03635	JAPAN	1 101	26 713	2 076	70 673
	MALAYSIA	0	0	300	54
	AUSTRALIA	0	0	42	1 099
	SUB TOTAL	**1 101**	**26 713**	**2 418**	**71 826 ***
0307791000	**CLAMS, COCKLES AND ARK SHELLS; FROZEN**				
03639	JAPAN	2 432	27 769	1 526	22 743
	CHINA	0	0	72 000	151 920
	INDIA	62 500	130 205	0	0
	SUB TOTAL	**64 932**	**157 974**	**73 526**	**174 663 ***
0307811000	**ABALONE (HALIOTIS SPP), LIVE**				
03635	JAPAN	50	2 334	2	109
	KOREA, REPUBLIC OF	42	315	36	934
	SUB TOTAL	**92**	**2 649**	**38**	**1 043 ***

http://www.bps.go.id

HS / SITC	COMMODITY DESCRIPTION / COUNTRY OF ORIGIN	JANUARY - DECEMBER 2015		JANUARY - DECEMBER 2016	
		NET WEIGHT (KG)	CIF VALUE (US$)	NET WEIGHT (KG)	CIF VALUE (US$)
0307812000	**ABALONE (HALIOTIS SPP), FRESH OR CHILLED**				
03635	JAPAN	877	42 598	1 108	55 456
	AUSTRALIA	0	0	70	2 309
	SUB TOTAL	**877**	**42 598**	**1 178**	**57 765 ***
0307891000	**ABALONE (HALIOTIS SPP); NOT LIVE, FRESHOR CHILLED; FROZEN**				
03639	FRANCE	0	0	39	738
	SUB TOTAL	**0**	**0**	**39**	**738 ***
0307892000	**ABALONE (HALIOTIS SPP); NOT LIVE, FRESH/CHILLED; DRIED, SALTED, BRINED; SMOKED**				
03639	JAPAN	138	2 722	228	5 004
	SUB TOTAL	**138**	**2 722**	**228**	**5 004 ***
0307991000	**OTH MOLLUSCS;INCL FLOURS, MEALS&PELLETS,FOR HUMAN CONSUMPTION, FROZEN**				
03639	JAPAN	495	2 874	1 408	8 028
	CHINA	647	3 836	0	0
	SUB TOTAL	**1 142**	**6 710**	**1 408**	**8 028 ***
0308111000	**SEA CUCUMBERS (STICHOPUS JAPONICUS,HOLOTHURLOLDEA), LIVE**				
03635	KOREA, REPUBLIC OF	0	0	33	569
	SUB TOTAL	**0**	**0**	**33**	**569 ***
0308112000	**SEA CUCUMBERS (STICHOPUS JAPONICUS,HOLOTHURLOLDEA), FRESH OR CHILLED**				
03635	JAPAN	42	2 442	4	89
	SUB TOTAL	**42**	**2 442**	**4**	**89 ***
0308192000	**SEA CUCUMBERS (STICHOPUS JAPONICUS,HOLOTHURLOLDEA), DRIED, SALTED/BRINED**				
03639	PAPUA NEW GUINEA	0	0	154	1 486
	SUB TOTAL	**0**	**0**	**154**	**1 486 ***
0308212000	**SEA URCHINS, FRESH OR CHILLED**				
03635	JAPAN	1 198	178 033	2 329	407 692
	AUSTRALIA	0	0	160	71 370
	SUB TOTAL	**1 198**	**178 033**	**2 489**	**479 062 ***
0308903000	**OTH AQUATIC INVERTEBRATES OTH THANCRUSTACEANS AND MOLLUSCS, FROZEN**				
03639	NETHERLANDS	1 530	4 640	3 945	18 268
	SUB TOTAL	**1 530**	**4 640**	**3 945**	**18 268 ***
0401101000	**MILK&CREAM OF A FAT <=1%, NOT ADDEDSUGAR/SWEET,NOT CONCENTRATE, LIQUID FORM**				
02211	JAPAN	100	327	0	0
	THAILAND	0	0	15 859	23 882
	SINGAPORE	280	2 807	669	7 193
	SAUDI ARABIA	0	0	162	1 159
	AUSTRALIA	20 208	19 462	28 160	26 752
	SUB TOTAL	**20 588**	**22 596**	**44 850**	**58 986 ***
0401109000	**MILK&CREAM OF A FAT <=1%, NOT ADDEDSUGAR/SWEET, NOT IN LIQUID FORM**				
02211	KOREA, REPUBLIC OF	6	55	0	0
	SINGAPORE	900	10 914	795	8 171
	GERMANY, FED. REP. OF	0	0	30	427
	SUB TOTAL	**906**	**10 969**	**825**	**8 598 ***
0401201000	**MILK&CREAM OF 1%?A FAT_6%, NOT ADDEDSUGAR/SWEET,NOT CONCENTRATE, LIQUID FORM**				
02212	TAIWAN	0	0	89	889
	SINGAPORE	115	949	82	945
	NEW ZEALAND	84 048	80 337	147 084	115 007
	FRANCE	0	0	23 315	15 263
	SUB TOTAL	**84 163**	**81 286**	**170 570**	**132 104 ***

http://www.bps.go.id

HS / SITC	COMMODITY DESCRIPTION / COUNTRY OF ORIGIN	JANUARY - DECEMBER 2015		JANUARY - DECEMBER 2016	
		NET WEIGHT (KG)	CIF VALUE (US$)	NET WEIGHT (KG)	CIF VALUE (US$)
0401209000	**MILK&CREAM OF 1%?A FAT_6%, NOT ADDED SUGAR/OTH SWEET, NOT IN LIQUID FORM**				
02212	CHINA	0	0	45	997
	SINGAPORE	0	0	126	1 858
	INDIA	0	0	114	2 193
	SWITZERLAND	0	0	14 076	17 403
	SUB TOTAL	**0**	**0**	**14 361**	**22 451 ***
0401401000	**MILK&CREAM OF 6%?A FAT_10%, NOT ADDEDSUGAR/SWEET,NOT CONCENTRATE, LIQUID FORM**				
02213	AUSTRALIA	20 160	19 152	91 960	87 362
	SUB TOTAL	**20 160**	**19 152**	**91 960**	**87 362 ***
0401409000	**MILK&CREAM OF 6%?A FAT_10%, NOT ADDEDSUGAR/SWEET, IN OTHER FORM**				
02213	FRANCE	1 535 785	3 995 467	1 052 225	2 711 276
	BELGIUM	65 682	219 516	0	0
	SUB TOTAL	**1 601 467**	**4 214 983**	**1 052 225**	**2 711 276 ***
0401501000	**MILK AND CREAM OF A FAT >10%, NOT ADDEDSUGAR/SWEET,NOT CONCENTRATE, LIQUID FORM**				
02213	NEW ZEALAND	579 799	1 354 609	2 562 360	5 328 680
	NETHERLANDS	0	0	15	468
	SUB TOTAL	**579 799**	**1 354 609**	**2 562 375**	**5 329 148 ***
0401509000	**MILK AND CREAM OF A FAT >10%, NOT ADDEDSUGAR/SWEET, NOT IN LIQUID FORM**				
02213	KOREA, REPUBLIC OF	48	385	0	0
	AUSTRALIA	265 800	1 117 373	208 580	881 313
	NEW ZEALAND	2 650 940	7 836 000	81 200	187 185
	FRANCE	1 142	6 373	10 968	30 262
	GERMANY, FED. REP. OF	18 763	50 700	24 840	56 778
	DENMARK	9 984	38 825	9 054	33 488
	SUB TOTAL	**2 946 677**	**9 049 656**	**334 642**	**1 189 026 ***
0402104100	**MILK&CREAM OF FAT_1,5%,IN SOLID FORM, NOADDED SUGAR/SWEET, CONTAINR WEIGHT_20 KG**				
02221	SINGAPORE	24 875	62 188	15 964	27 384
	AUSTRALIA	36 307 411	105 705 615	34 112 268	76 122 897
	NEW ZEALAND	22 071 493	59 974 156	29 126 693	59 987 161
	UNITED STATES	32 575 834	81 211 476	43 956 850	84 248 768
	CANADA	2 999 775	6 898 503	3 849 625	7 256 309
	NETHERLANDS	575 673	1 430 397	1 889 025	4 145 259
	FRANCE	11 189 900	26 320 788	7 139 435	14 632 565
	GERMANY, FED. REP. OF	5 113 999	12 308 322	6 267 775	13 501 414
	BELGIUM	13 799 993	36 343 365	9 391 755	20 173 568
	DENMARK	1 504 975	4 263 681	1 633 450	3 345 727
	SWEDEN	279 300	598 647	0	0
	IRELAND	2 310 998	6 463 664	2 275 000	5 095 169
	POLAND	780 000	2 052 160	1 473 500	2 948 503
	LITHUANIA	93 000	181 854	25 000	46 931
	CZECH REPUBLIC	900 000	2 445 300	0	0
	SUB TOTAL	**130 527 226**	**346 260 116**	**141 156 340**	**291 531 655 ***
0402104900	**MILK&CREAM OF FAT_1,5%,IN SOLID FORM, NOADDED SUGAR/SWEET, CONTAINR WEIGHT?20 KG**				
02221	AUSTRALIA	1 322 197	3 638 594	1 163 661	2 332 289
	NEW ZEALAND	180 000	455 290	765 850	1 555 516
	NETHERLANDS	1 025 000	2 562 226	250 005	553 779
	CZECH REPUBLIC	0	0	1 200	2 220
	SUB TOTAL	**2 527 197**	**6 656 110**	**2 180 716**	**4 443 804 ***
0402109100	**MILK&CREAM OF FAT_1,5%,IN SOLID FORM,ADDED SUGAR/SWEET, CONTAINR WEIGHT_20 KG**				
02221	AUSTRALIA	4 422 616	10 229 961	2 479 825	4 677 182
	NEW ZEALAND	254 150	666 825	1 524 800	2 881 413
	UNITED STATES	4 074 374	11 739 256	4 358 550	8 064 338
	NETHERLANDS	0	0	898 500	1 567 898
	FRANCE	1 896 000	5 169 120	2 474 425	4 961 282
	GERMANY, FED. REP. OF	0	0	1 699 000	3 258 345
	BELGIUM	1 199 998	3 288 000	1 950 000	4 068 300
	IRELAND	0	0	75 000	157 950
	SUB TOTAL	**11 847 138**	**31 093 162**	**15 460 100**	**29 636 708 ***

http://www.bpsgo.id

HS / SITC	COMMODITY DESCRIPTION / COUNTRY OF ORIGIN	JANUARY - DECEMBER 2015		JANUARY - DECEMBER 2016	
		NET WEIGHT (KG)	CIF VALUE (US$)	NET WEIGHT (KG)	CIF VALUE (US$)
0402109900	**MILK&CREAM OF FAT_1,5%,IN SOLID FORM,ADDED SUGAR/SWEET, CONTAINR WEIGHT?20 KG**				
02221	JAPAN	0	0	7	212
	HONG KONG	0	0	3	106
	THAILAND	0	0	70	730
	SINGAPORE	716	4 447	12	243
	MALAYSIA	85 724	1 773 021	30 086	764 751
	AUSTRALIA	0	0	24 850	68 089
	NEW ZEALAND	104 000	274 531	86 822	198 379
	UNITED STATES	0	0	6	106
	NETHERLANDS	40	1 973	77	9 059
	GERMANY, FED. REP. OF	900	33 687	330	12 239
	BELGIUM	50 000	112 000	25 000	56 000
	DENMARK	0	0	11	186
	SUB TOTAL	**241 380**	**2 199 659**	**167 274**	**1 110 100 ***
0402212000	**MILK&CREAM FAT >1,5%,IN SOLID FORM, NOTADDED SUGAR/SWEET, CONTAINR WEIGHT_20 KG**				
02222	AUSTRALIA	1 934 722	4 911 225	1 396 600	3 179 880
	NEW ZEALAND	32 281 248	85 312 404	37 456 526	88 081 932
	UNITED STATES	499 000	1 242 504	387 150	794 057
	UNITED KINGDOM	1 116 000	3 402 650	125 000	238 625
	NETHERLANDS	339 351	2 825 207	1 260 972	3 342 662
	FRANCE	2 106 272	5 185 977	5 016 500	9 585 875
	GERMANY, FED. REP. OF	995 999	2 716 350	922 825	2 147 854
	BELGIUM	294 000	721 072	950 000	1 962 125
	SWITZERLAND	0	0	50 000	92 500
	DENMARK	1 291 149	5 955 235	1 262 750	3 083 408
	SWEDEN	76 500	208 463	176 400	348 264
	IRELAND	200 000	658 000	100 100	205 335
	POLAND	0	0	810 000	1 530 000
	SUB TOTAL	**41 134 241**	**113 139 087**	**49 914 823**	**114 592 517 ***
0402219000	**MILK&CREAM FAT >1,5%,IN SOLID FORM, NOTADDED SUGAR/SWEET, CONTAINR WEIGHT?20 KG**				
02222	AUSTRALIA	124 800	353 360	120 400	291 816
	NETHERLANDS	0	0	90	578
	FRANCE	148 500	351 947	264 000	555 724
	GERMANY, FED. REP. OF	170 750	311 953	180 000	356 760
	BELGIUM	499 875	1 301 131	450 000	932 750
	POLAND	0	0	22 000	44 110
	SUB TOTAL	**943 925**	**2 318 391**	**1 036 490**	**2 181 738 ***
0402292000	**MILK&CREAM FAT >1,5%,IN SOLID FORM,ADDED SUGAR/SWEET, CONTAINR WEIGHT_20 KG**				
02222	AUSTRALIA	90 000	211 500	0	0
	SUB TOTAL	**90 000**	**211 500**	**0**	**0 ***
0402299000	**MILK&CREAM FAT >1,5%,IN SOLID FORM,ADDED SUGAR/SWEET, CONTAINR WEIGHT?20 KG**				
02222	THAILAND	142 821	34 734	62 902	16 311
	SINGAPORE	12 902	2 441	412 165	95 348
	MALAYSIA	1 209 948	1 619 760	725 036	1 059 766
	NEW ZEALAND	5 536	79 727	412	7 980
	UNITED STATES	99 850	59 161	199 950	118 470
	NETHERLANDS	0	0	25 000	51 250
	DENMARK	76 500	253 195	0	0
	SUB TOTAL	**1 547 557**	**2 049 018**	**1 425 465**	**1 349 125 ***
0402910000	**OTHER MILK&CREAM, NOT CONTAINING ADDEDSUGAR/OTHER SWEETENING**				
02223	AUSTRALIA	231 192	547 410	367 254	808 673
	NETHERLANDS	6	728	0	0
	SUB TOTAL	**231 198**	**548 138**	**367 254**	**808 673 ***
0402990000	**OTHER MILK&CREAM, CONTAINING ADDEDSUGAR/OTHER SWEETENING**				
02224	THAILAND	159 563	87 044	147 933	186 832
	SINGAPORE	301 353	299 988	771 443	839 573
	MALAYSIA	6 865 175	6 296 250	9 918 887	9 760 956
	NEW ZEALAND	0	0	48	549
	UNITED STATES	0	0	2	269
	NETHERLANDS	0	0	20	1 232
	FRANCE	296 968	763 360	1 063 282	2 842 303

http://www.bps.go.id

HS / SITC	COMMODITY DESCRIPTION / COUNTRY OF ORIGIN	JANUARY - DECEMBER 2015		JANUARY - DECEMBER 2016	
		NET WEIGHT (KG)	CIF VALUE (US$)	NET WEIGHT (KG)	CIF VALUE (US$)
	SWITZERLAND	0	0	7	114
	SUB TOTAL	**7 623 059**	**7 446 642**	**11 901 622**	**13 631 828 ***
0403102000	**YOGHURT IN LIQUID FORM,WHETHER/NOTCONDENSED,CONTAIN FLAVOUR/NOT**				
02231	JAPAN	82	12 711	151	23 826
	THAILAND	0	0	743 161	629 175
	AUSTRALIA	42 602	124 374	94 339	268 774
	FRANCE	211 907	551 997	843 937	2 199 333
	NORWAY	0	0	1	20
	SUB TOTAL	**254 591**	**689 082**	**1 681 589**	**3 121 128 ***
0403109000	**YOGHURT IN NOT LIQUID FORM, CONTAINFRUITS,NUTS, COCOA, FLAVOUR/NOT**				
02231	KOREA, REPUBLIC OF	21	512	0	0
	SINGAPORE	0	0	639	9 549
	AUSTRALIA	100	897	40	364
	GERMANY, FED. REP. OF	0	0	22 749	63 842
	SWITZERLAND	65 273	287 048	78 471	353 858
	ITALY	55	384	0	0
	POLAND	0	0	6	180
	SUB TOTAL	**65 449**	**288 841**	**101 905**	**427 793 ***
0403901000	**BUTTERMILK, CONCENTRATED/ADD SUGAR/SWEETCONTAINING FRUITS,NUTS, COCOA, FLAVOUR/N**				
02232	MALAYSIA	15	415	0	0
	AUSTRALIA	419 974	982 763	350 762	645 364
	NEW ZEALAND	322 323	838 036	496 300	970 917
	NETHERLANDS	1 297 497	3 062 712	1 975 000	3 821 300
	FRANCE	24 000	49 920	0	0
	GERMANY, FED. REP. OF	99 999	238 000	222 475	347 587
	BELGIUM	0	0	100 000	172 375
	SWEDEN	173 500	354 272	74 250	125 259
	IRELAND	13 999	58 128	349 450	624 704
	POLAND	48 000	84 400	0	0
	SUB TOTAL	**2 399 307**	**5 668 646**	**3 568 237**	**6 707 506 ***
0403909000	**CURDLED MILK&CREAM,KEPHIR&OTH FERMENTED/ACIDIFIED MILK&CREAM**				
02232	THAILAND	0	0	93	1 559
	MALAYSIA	0	0	7 864	15 668
	AUSTRALIA	6 728	23 467	11 167	37 446
	NEW ZEALAND	144 200	344 669	573 000	1 091 338
	FRANCE	6 000	43 301	0	0
	DENMARK	19 350	197 603	51 000	356 567
	SUB TOTAL	**176 278**	**609 040**	**643 124**	**1 502 578 ***
0404100000	**WHEY&MODIFIED WHEY, WHETHER/NOTCONCENTRATED/ADDED SUGAR/SWEET**				
02241	MALAYSIA	0	0	27	1 490
	TURKEY	0	0	4	18
	AUSTRALIA	3 619 916	7 896 191	8 309 050	10 786 594
	NEW ZEALAND	599 825	1 521 816	149 901	233 213
	UNITED STATES	19 637 932	33 962 649	17 406 725	17 809 817
	ARGENTINA	4 349 997	17 335 220	3 950 000	8 382 552
	NETHERLANDS	7 123 374	13 328 073	8 110 151	11 920 820
	FRANCE	32 211 952	51 716 639	34 605 392	38 793 852
	GERMANY, FED. REP. OF	17 897 265	22 972 472	16 697 085	16 099 646
	SWITZERLAND	50 000	45 500	200 000	122 625
	DENMARK	89 220	1 126 860	70 965	802 242
	IRELAND	4 743 391	8 133 712	5 492 625	7 929 726
	POLAND	17 453 986	21 545 355	18 579 836	17 351 160
	LITHUANIA	1 849 998	2 364 426	2 850 000	2 352 924
	SUB TOTAL	**109 626 856**	**181 948 913**	**116 421 761**	**132 586 679 ***
0404900000	**PRODUCTS CONSIST NATURAL MILK;WHETHER/NOT ADDED SUGAR/SWEET, N.E.S/INCLUDED**				
02249	MALAYSIA	209 402	1 234 733	0	0
	AUSTRALIA	400	5 148	0	0
	NEW ZEALAND	44 800	322 560	69 560	293 307
	UNITED STATES	1 289 675	1 365 820	1 582 200	1 088 485
	FRANCE	551 925	1 121 237	25 000	48 750
	GERMANY, FED. REP. OF	6	3 241	68	7 099

http://www.bps.go.id

HS / SITC	COMMODITY DESCRIPTION / COUNTRY OF ORIGIN	JANUARY - DECEMBER 2015		JANUARY - DECEMBER 2016	
		NET WEIGHT (KG)	CIF VALUE (US$)	NET WEIGHT (KG)	CIF VALUE (US$)
	SWITZERLAND	0	0	96 000	49 920
	SUB TOTAL	**2 096 208**	**4 052 739**	**1 772 828**	**1 487 561 ***
0405100000	**BUTTER**				
02300	SINGAPORE	26	350	0	0
	MALAYSIA	0	0	170	132
	AUSTRALIA	397 723	1 478 512	753 387	2 253 249
	NEW ZEALAND	10 675 615	37 826 989	12 218 469	43 642 493
	ARGENTINA	99 950	399 806	12 000	40 777
	NETHERLANDS	925 640	1 199 060	1 328 838	2 597 411
	FRANCE	732 044	4 405 781	855 236	5 314 774
	GERMANY, FED. REP. OF	0	0	384	2 165
	BELGIUM	583 617	2 194 660	985 632	3 757 721
	DENMARK	91 344	487 320	155 158	897 023
	NORWAY	0	0	1	32
	IRELAND	0	0	22 000	66 000
	SUB TOTAL	**13 505 959**	**47 992 478**	**16 331 275**	**58 571 777 ***
0405200000	**DAIRY SPREADS**				
02300	NEW ZEALAND	0	0	33 600	135 240
	SUB TOTAL	**0**	**0**	**33 600**	**135 240 ***
0405901000	**ANHYDROUS BUTTERFAT**				
02300	AUSTRALIA	377 568	1 570 776	101 430	365 884
	NEW ZEALAND	5 156 677	20 249 484	6 594 510	24 744 189
	NETHERLANDS	188 610	838 303	697 750	2 648 695
	BELGIUM	1 386 387	8 838 462	1 583 364	8 180 887
	SUB TOTAL	**7 109 242**	**31 497 025**	**8 977 054**	**35 939 655 ***
0405902000	**BUTTER OIL**				
02300	MALAYSIA	0	0	921	11 264
	AUSTRALIA	100 800	378 000	0	0
	NETHERLANDS	142 542	638 174	245 000	983 392
	SUB TOTAL	**243 342**	**1 016 174**	**245 921**	**994 656 ***
0405909000	**OTHER FATS AND OILS DERIVED FROM MILK**				
02300	CHINA	0	0	28	121
	NEW ZEALAND	74 332	373 791	84 880	409 904
	NETHERLANDS	0	0	6	345
	FRANCE	43 640	220 670	0	0
	GERMANY, FED. REP. OF	144 000	135 272	552 000	381 453
	SUB TOTAL	**261 972**	**729 733**	**636 914**	**791 823 ***
0406101000	**FRESH (UNRIPENED OR UNCURED) CHEESE,INCLUDING WHEY CHEESE**				
02491	AUSTRALIA	606 047	1 886 456	1 096 723	3 773 126
	NEW ZEALAND	7 543 990	28 464 417	8 765 150	28 599 107
	UNITED STATES	493 616	2 198 241	345 778	1 522 757
	ARGENTINA	149 982	592 357	137 013	504 571
	FRANCE	48 030	166 066	144 000	473 886
	DENMARK	0	0	47 796	153 845
	SUB TOTAL	**8 841 665**	**33 307 537**	**10 536 460**	**35 027 292 ***
0406201000	**GRATED/POWDERED CHEESE,OF ALL KINDS,IN PACKAGES OF A GROSS WEIGHT >20 KG**				
02410	MALAYSIA	59 400	415 800	45 625	319 375
	AUSTRALIA	156 600	1 276 593	294 280	2 110 128
	UNITED STATES	141 613	750 243	215 571	1 005 690
	SUB TOTAL	**357 613**	**2 442 636**	**555 476**	**3 435 193 ***
0406209000	**GRATED/POWDERED CHEESE,OF ALL KINDS,IN PACKAGES OF A GROSS WEIGHT _ 20 KG**				
02410	SINGAPORE	0	0	1 408	19 505
	AUSTRALIA	142 050	1 541 764	147 047	1 357 110
	NEW ZEALAND	1 402 821	6 154 616	1 823 256	7 463 398
	UNITED STATES	97 038	461 155	239 585	982 313
	ARGENTINA	0	0	3 996	34 765
	UNITED KINGDOM	0	0	22	361

http://www.bps.go.id

HS / SITC	COMMODITY DESCRIPTION / COUNTRY OF ORIGIN	JANUARY - DECEMBER 2015		JANUARY - DECEMBER 2016	
		NET WEIGHT (KG)	CIF VALUE (US$)	NET WEIGHT (KG)	CIF VALUE (US$)
	FRANCE	0	0	5 282	33 146
	GERMANY, FED. REP. OF	0	0	5	60
	DENMARK	12 060	141 408	71 020	448 106
	SUB TOTAL	**1 653 969**	**8 298 943**	**2 291 621**	**10 338 764 ***
0406300000	**PROCESSED CHEESE,NOT GRATED OR POWDERED**				
02420	SINGAPORE	95 040	698 272	67 230	489 439
	PHILIPPINES	164 076	1 005 026	32 550	137 256
	AUSTRALIA	501 841	2 578 095	649 724	3 055 628
	NEW ZEALAND	513 572	2 279 688	747 661	3 048 566
	UNITED STATES	1 641 627	8 258 288	1 158 062	5 456 508
	ARGENTINA	0	0	12 029	55 787
	FRANCE	59 665	546 134	89 632	831 632
	ITALY	74 430	521 843	62 295	376 609
	SUB TOTAL	**3 050 251**	**15 887 346**	**2 819 183**	**13 451 425 ***
0406400000	**BLUE VEINED CHEESE&OTH CHEESE CONTAINVEINS PRODUCED BY PENICILLIUM ROQUEFORTL**				
02430	FRANCE	0	0	120	2 279
	SUB TOTAL	**0**	**0**	**120**	**2 279 ***
0406900000	**OTHER CHEESE**				
02499	SINGAPORE	3 731	56 934	995	14 730
	PHILIPPINES	0	0	49	469
	AUSTRALIA	1 400 005	6 462 188	1 308 339	5 950 571
	NEW ZEALAND	3 785 982	13 982 906	5 025 905	16 891 160
	UNITED STATES	856 939	3 446 684	407 548	1 584 288
	ARGENTINA	0	0	8 980	31 277
	NETHERLANDS	431 880	1 337 645	548 585	2 105 553
	FRANCE	42 823	252 651	91 128	564 112
	GERMANY, FED. REP. OF	46 094	206 446	121 892	483 892
	AUSTRIA	0	0	16	108
	SWITZERLAND	2 243	36 103	7 505	125 909
	DENMARK	199 676	1 004 146	456 879	2 200 368
	ITALY	44 754	362 066	97 412	782 847
	SUB TOTAL	**6 814 127**	**27 147 769**	**8 075 233**	**30 735 284 ***
0407110000	**FERTILISED EGGS FOR INCUBATION OF FOWLSOF THE SPECIES GALLUS DOMESTICUS**				
02510	JAPAN	2 329	65 301	3 047	100 022
	THAILAND	0	0	23	3 070
	AUSTRALIA	150	2 811	0	0
	UNITED STATES	79 007	7 824 309	124 237	11 657 593
	UNITED KINGDOM	0	0	1 500	20 018
	NETHERLANDS	418	7 491	0	0
	FRANCE	1 663	145 407	11 146	1 443 795
	GERMANY, FED. REP. OF	0	0	26 612	695 410
	AUSTRIA	0	0	1	96
	SUB TOTAL	**83 567**	**8 045 319**	**166 566**	**13 920 004 ***
0407191000	**FERTILISED DUCKS EGGS FOR INCUBATION**				
02510	INDIA	0	0	8 104	211 292
	UNITED KINGDOM	0	0	1 350	12 492
	FRANCE	1 566	5 401	3 952	96 307
	SUB TOTAL	**1 566**	**5 401**	**13 406**	**320 091 ***
0407210000	**OTHER FRESH EGGS OF FOWL OF THE SPECIESGALLUS DOMESTICUS**				
02510	MALAYSIA	0	0	1 305	1 646
	SUB TOTAL	**0**	**0**	**1 305**	**1 646 ***
0407901000	**BIRDS' EGGS OF FOWLS OF THE SPECIESGALLUS DOMESTICUS, PRESERVED OR COOKED**				
02510	INDIA	4 031	98 408	3 776	98 408
	SPAIN	1 971	49 204	0	0
	SUB TOTAL	**6 002**	**147 612**	**3 776**	**98 408 ***
0408110000	**EGG YOLKS, WHETHER/NOT CONTAINING ADDEDSUGAR/OTH SWEETENING, DRIED**				
02521	INDIA	458 581	2 176 240	463 300	2 184 058

http://www.bps.go.id

HS / SITC	COMMODITY DESCRIPTION / COUNTRY OF ORIGIN	JANUARY - DECEMBER 2015		JANUARY - DECEMBER 2016	
		NET WEIGHT (KG)	CIF VALUE (US$)	NET WEIGHT (KG)	CIF VALUE (US$)
	ITALY	0	0	1	6
	SUB TOTAL	**458 581**	**2 176 240**	**463 301**	**2 184 064 ***
0408190000	**EGG YOLKS, WHETHER/NOT CONTAINING ADDEDSUGAR/OTH SWEETENING, OTH THAN DRIED**				
02522	UNITED STATES	45 001	125 901	51 190	172 660
	DENMARK	0	0	750	9 269
	ITALY	40 040	76 522	39 420	92 754
	SUB TOTAL	**85 041**	**202 423**	**91 360**	**274 683 ***
0408910000	**BIRDS' EGGS, NOT IN SHELL, WHETHER/NOTCONTAINING ADDED SUGAR/SWEETENING, DRIED**				
02521	INDIA	703 225	4 170 937	832 150	4 938 235
	UNITED STATES	0	0	36 150	151 830
	DENMARK	0	0	52	994
	ITALY	0	0	1	4
	UKRAINE	148 520	735 026	200 000	996 250
	SUB TOTAL	**851 745**	**4 905 963**	**1 068 353**	**6 087 313 ***
0409000000	**NATURAL HONEY**				
06160	KOREA, REPUBLIC OF	47	380	20	239
	CHINA	14 500	42 290	0	0
	THAILAND	422 100	633 150	345 600	518 400
	SINGAPORE	0	0	8	122
	VIET NAM	184 800	295 680	260 400	416 640
	SAUDI ARABIA	389 738	2 505 996	172 690	1 410 020
	KUWAIT	0	0	17	224
	YEMEN	0	0	85	1 291
	UNITED ARAB EMIRATES	194	1 350	100	1 445
	EGYPT	25 000	90 700	95 290	254 125
	AUSTRALIA	98 000	470 509	58 800	256 957
	NEW ZEALAND	12 271	170 788	11 156	189 599
	ARGENTINA	718 200	3 155 770	681 800	2 031 979
	FRANCE	6 147	36 287	9 625	86 838
	SUB TOTAL	**1 870 997**	**7 402 900**	**1 635 591**	**5 167 879 ***
0410001000	**BIRDS' NESTS, EDIBLE**				
09892	HONG KONG	5	1 480	28	12 137
	SINGAPORE	41	1 450	15	5 247
	INDONESIA	261	226 908	0	0
	SUB TOTAL	**307**	**229 838**	**43**	**17 384 ***
0410009000	**OTHER EDIBLE PRODUCTS OF ANIMAL ORIGIN,NOT ELSEWHERE SPECIFIED OR INCLUDED**				
09892	JAPAN	5	729	0	0
	CHINA	4 530	290 153	2 755	177 966
	UNITED STATES	1 282	48 309	1 060	46 239
	FRANCE	0	0	300	25 340
	SUB TOTAL	**5 817**	**339 191**	**4 115**	**249 545 ***
0501000000	**HUMAN HAIR, UNWORKED, WHETHER OR NOTWASHED OR SCOURED; WASTE OF HUMAN HAIR**				
29191	HONG KONG	63 340	20 137 110	78 006	24 746 385
	CHINA	0	0	22	179
	INDIA	5 215	280 240	25 378	1 218 548
	SUB TOTAL	**68 555**	**20 417 350**	**103 406**	**25 965 112 ***
0502100000	**PIGS', HOGS' & BOARS' BRISTLES AND HAIR AND WASTE THEREOF**				
29192	CHINA	93 151	410 785	37 799	96 383
	SUB TOTAL	**93 151**	**410 785**	**37 799**	**96 383 ***
0502900000	**BADGER HAIR AND OTHER BRUSH MAKING HAIRAND WASTE THEREOF**				
29192	CHINA	1 021 109	5 484 003	999 875	6 093 170
	SUB TOTAL	**1 021 109**	**5 484 003**	**999 875**	**6 093 170 ***
0505101000	**DUCK FEATHERS AND DOWN, OF A KIND USEDFOR STUFFING**				
29195	HONG KONG	157	3 684	0	0
	KOREA, REPUBLIC OF	142 563	6 399 972	136 246	3 618 760

http://www.bps.go.id

HS / SITC	COMMODITY DESCRIPTION / COUNTRY OF ORIGIN	JANUARY - DECEMBER 2015		JANUARY - DECEMBER 2016	
		NET WEIGHT (KG)	CIF VALUE (US$)	NET WEIGHT (KG)	CIF VALUE (US$)
	TAIWAN	61 190	2 394 258	62 608	1 628 320
	CHINA	249 180	10 116 436	303 353	8 058 436
	VIET NAM	76 301	3 893 889	106 739	2 801 613
	UNITED STATES	97 566	7 145 134	98 979	5 402 000
	FRANCE	8 827	407 530	169	8 199
	GERMANY, FED. REP. OF	4 130	235 049	1 349	75 767
	AUSTRIA	4 801	277 245	8 800	471 785
	ITALY	21 669	1 046 120	7 383	311 978
	HUNGARY	5 268	352 378	28 565	1 513 960
	KYRGYZSTAN	0	0	181	3 516
	SUB TOTAL	**671 652**	**32 271 695**	**754 372**	**23 894 334 ***
0505109000	**FEATHERS AND DOWN OTHER THAN DUCK,OF A KIND USED FOR STUFFING**				
29195	KOREA, REPUBLIC OF	12 775	640 386	4 946	88 849
	TAIWAN	3 612	261 428	14 669	200 324
	CHINA	13 759	527 906	15 878	271 982
	VIET NAM	1 350	43 517	5 707	147 161
	UNITED STATES	1 080	111 350	0	0
	GERMANY, FED. REP. OF	21 145	1 783 711	25 155	1 795 463
	AUSTRIA	334	38 641	1 400	75 232
	ITALY	1 535	174 968	1 694	108 109
	SUB TOTAL	**55 590**	**3 581 907**	**69 449**	**2 687 120 ***
0505901000	**DUCK FEATHERS AND DOWN, USED OTHER THANFOR STUFFING**				
29195	KOREA, REPUBLIC OF	193	6 374	0	0
	TAIWAN	34 660	155 970	87 490	456 420
	CHINA	74 158	1 097 208	128 232	1 603 543
	SUB TOTAL	**109 011**	**1 259 552**	**215 722**	**2 059 963 ***
0505909000	**OTHER SKINS&PARTS OF BIRDS; POWDER&WASTE OF FEATHER, USED OTH THAN FOR STUFFING**				
29195	TAIWAN	0	0	2	53
	CHINA	192 700	876 077	222 480	994 896
	SOUTH AFRICA	899	63 203	1 049	95 304
	AUSTRALIA	0	0	2 311 790	1 108 527
	NEW ZEALAND	104 399	86 652	3 463 070	1 671 882
	UNITED STATES	201 250	175 397	31 617 037	15 309 079
	CANADA	0	0	510 660	241 786
	GERMANY, FED. REP. OF	0	0	200 580	94 733
	SUB TOTAL	**499 248**	**1 201 329**	**38 326 668**	**19 516 260 ***
0506100000	**OSSEIN AND BONES TREATED WITH ACID**				
29111	JAPAN	0	0	7	337
	SUB TOTAL	**0**	**0**	**7**	**337 ***
0506900000	**OTHER BONES & HORN-CORES, DEGELATINISED; POWDER AND WASTE OF THESE PRODUCTS**				
29111	JAPAN	35	674	30	606
	SUB TOTAL	**35**	**674**	**30**	**606 ***
0507109000	**IVORY OTH THAN RHINOCEROS HORNS;IVORY POWDER AND WASTE THEREOF**				
29116	UNITED STATES	113	737	109	951
	SUB TOTAL	**113**	**737**	**109**	**951 ***
0507901000	**HORNS,ANTLERS,HOOVES,NAILS,CLAWS&BEAKS,UNWORKED/SIMPLY PREPARED & WASTE THEREOF**				
29116	UNITED STATES	417	1 523	839	3 489
	SUB TOTAL	**417**	**1 523**	**839**	**3 489 ***
0508001000	**CORAL&SIMILAR MATERIAL,UNWORKED/SIMPLYPREPARED BUT NOT OTHERWISE WORKED**				
29115	CHINA	0	0	20	2 828
	ITALY	0	0	10	128
	SUB TOTAL	**0**	**0**	**30**	**2 956 ***
0508002000	**SHELLS OF MOLLUSCS, CRUSTACEANS/ECHINODERMS,UNWORKED/SIMPLY PREPARED/NOT**				
29115	JAPAN	0	0	279 270	51 603
	KOREA, REPUBLIC OF	124 000	67 800	451 380	139 696

http://www.bps.go.id

HS / SITC	COMMODITY DESCRIPTION / COUNTRY OF ORIGIN	JANUARY - DECEMBER 2015		JANUARY - DECEMBER 2016	
		NET WEIGHT (KG)	CIF VALUE (US$)	NET WEIGHT (KG)	CIF VALUE (US$)
	CHINA	5 806	132 273	2 528	72 419
	AUSTRALIA	0	0	55 734	224 341
	NEW ZEALAND	14 700	39 630	34 994	71 844
	MARSHALL ISLANDS	0	0	17 000	8 500
	SUB TOTAL	**144 506**	**239 703**	**840 906**	**568 403 ***
0508009000	**CUTTLE-BONE,UNWORKED/SIMPLY PREPAREDNOT CUT TO SHAPE,POWDER&WASTE THEREOF**				
29115	JAPAN	0	0	10 400	5 226
	KOREA, REPUBLIC OF	161 040	96 624	0	0
	CHINA	0	0	17 200	8 643
	SINGAPORE	0	0	68	744
	MYANMAR	8 500	4 271	7 000	3 518
	INDONESIA	0	0	34 740	6 179
	SOLOMON ISLANDS	34 000	17 000	48 000	24 000
	UNITED STATES	0	0	209	1 149
	FRENCH POLYNESIA	37 926	18 964	18 000	9 045
	FRANCE	55 830	27 915	18 000	9 045
	SUB TOTAL	**297 296**	**164 774**	**153 617**	**67 549 ***
0510009000	**AMBERGRIS,CASTOREUM,CIVET; BILE; GLANDS&OTH ANIMAL PROD USED IN PHARMACEUTICAL**				
29198	SINGAPORE	0	0	1	80
	GERMANY, FED. REP. OF	0	0	100	6 106
	SUB TOTAL	**0**	**0**	**101**	**6 186 ***
0511100000	**BOVINE SEMEN**				
29194	AUSTRALIA	30	46 335	31	65 143
	UNITED STATES	101	159 212	737	537 307
	CANADA	73	46 212	73	64 269
	BELGIUM	0	0	139	29 909
	SUB TOTAL	**204**	**251 759**	**980**	**696 628 ***
0511910030	**ARTEMIA EGG (BRINE SHRIMP EGG)**				
29196	THAILAND	10 464	391 459	22 204	833 463
	MALAYSIA	0	0	255	15 497
	UNITED STATES	94 720	3 171 308	86 366	2 420 075
	SUB TOTAL	**105 184**	**3 562 767**	**108 825**	**3 269 035 ***
0511910090	**OTH PRODUCT OF FISH OR CRUSTACEANS,MOLLUSCS OR OTH.AQUATIC INVERTABRATES**				
29196	CHINA	0	0	51 517	51 517
	VIET NAM	0	0	290 186	299 052
	INDIA	0	0	48 983	46 967
	BANGLADESH	32 004	17 602	400 000	220 000
	NEW ZEALAND	0	0	11 444	72 507
	UNITED STATES	43 180	173 587	46 086	194 019
	SUB TOTAL	**75 184**	**191 189**	**848 216**	**884 062 ***
0511991000	**DOMESTIC ANIMAL SEMEN**				
29199	UNITED STATES	37	13 340	63	33 253
	UNITED KINGDOM	560	101 060	0	0
	SUB TOTAL	**597**	**114 400**	**63**	**33 253 ***
0511993000	**NATURAL SPONGES**				
29199	HONG KONG	43	160	48	162
	KOREA, REPUBLIC OF	31	503	13	290
	CHINA	23	146	24	143
	SUB TOTAL	**97**	**809**	**85**	**595 ***
0511999000	**OTHER ANIMAL PRODUCTS NOT ELSEWHERESPECIFIED OR INCLUDED**				
29199	CHINA	1	1	1	3 338
	INDIA	0	0	20 050	16 642
	AUSTRALIA	3 401 888	3 236 894	1 656 015	1 330 757
	NEW ZEALAND	4 891 635	4 858 290	5 152 445	3 845 254
	UNITED STATES	60 300	53 064	29	8 333
	SUB TOTAL	**8 353 824**	**8 148 249**	**6 828 540**	**5 204 324 ***

http://www.bps.go.id

HS / SITC	COMMODITY DESCRIPTION / COUNTRY OF ORIGIN	JANUARY - DECEMBER 2015		JANUARY - DECEMBER 2016	
		NET WEIGHT (KG)	CIF VALUE (US$)	NET WEIGHT (KG)	CIF VALUE (US$)
0601100000	**BULBS, TUBERS, TUBEROUS ROOTS, CORMS,CROWNS & RHIZOMES, DORMANT**				
29261	CHINA	3 011	4 202	0	0
	NEW ZEALAND	973	3 854	18 162	60 530
	CHILE	5 832	11 430	5 244	10 961
	NETHERLANDS	77 400	272 563	107 694	266 605
	BELGIUM	1	4	0	0
	SUB TOTAL	**87 217**	**292 053**	**131 100**	**338 096 ***
0601209000	**BULBS,TUBERS,TUBEROUS ROOTS, CORMS,CROWNS & RHIZOMES, IN GROWTH/IN FLOWER**				
29261	THAILAND	300	1 765	0	0
	SINGAPORE	0	0	90	151
	NEW ZEALAND	0	0	10 001	10 841
	MICRONESIA, FED. STATES OF	1 125	5 053	379	1 500
	TONGA	90	404	0	0
	NETHERLANDS	117 870	182 196	81 453	144 787
	BELGIUM	67	1 717	31	1 295
	SUB TOTAL	**119 452**	**191 135**	**91 954**	**158 574 ***
0602101000	**UNROOTED CUTTINGS AND SLIPS OF ORCHIDS**				
29269	THAILAND	4 669	32 457	2 161	27 386
	SUB TOTAL	**4 669**	**32 457**	**2 161**	**27 386 ***
0602102000	**UNROOTED CUTTINGS AND SLIPS OF RUBBERTREES**				
29269	BELGIUM	1	347	0	0
	SUB TOTAL	**1**	**347**	**0**	**0 ***
0602109000	**UNROOTED CUTTING AND SLIPS OF OTH PLANTS**				
29269	JAPAN	49	1 210	161	3 193
	TAIWAN	0	0	72 576	183 812
	CHINA	1 435	3 293	0	0
	THAILAND	527	6 331	663	11 529
	PHILIPPINES	0	0	18	253
	MALAYSIA	87	196	0	0
	NETHERLANDS	202	5 110	654	6 611
	FRANCE	0	0	113	5 005
	GERMANY, FED. REP. OF	4	424	3	115
	BELGIUM	9	187	4	27
	ITALY	22	1 327	60	2 565
	SUB TOTAL	**2 335**	**18 078**	**74 252**	**213 110 ***
0602200000	**TREES, SHRUBS & BUSHES, GRAFTED OR NOT,OF KINDS WHICH BEAR EDIBLE FRUIT OR NUTS**				
29269	THAILAND	1 572	3 012	0	0
	INDIA	0	0	83	371
	BELGIUM	0	0	10	274
	SUB TOTAL	**1 572**	**3 012**	**93**	**645 ***
0602901000	**ROOTED ORCHID CUTTINGS AND SLIPS**				
29269	THAILAND	8 583	20 634	23 534	73 456
	SUB TOTAL	**8 583**	**20 634**	**23 534**	**73 456 ***
0602902000	**ORCHID SEEDLINGS**				
29269	JAPAN	1 006	74 262	1 986	181 961
	TAIWAN	23 064	252 985	24 013	294 644
	CHINA	0	0	1 239	30 010
	THAILAND	3 745	39 907	11 911	77 895
	SUB TOTAL	**27 815**	**367 154**	**39 149**	**584 510 ***
0602907000	**LEATHERLEAF FERNS**				
29269	THAILAND	718	2 569	539	2 172
	SUB TOTAL	**718**	**2 569**	**539**	**2 172 ***
0602909000	**OTHER LIVE PLANTS (INCL THEIR ROOTS),CUTTINGS&SLIPS; MUSHROOM SPAWN**				
29269	JAPAN	63 900	19 100	44 640	14 685
	TAIWAN	218 220	98 812	228 584	136 736

http://www.bps.go.id

HS / SITC	COMMODITY DESCRIPTION / COUNTRY OF ORIGIN	JANUARY - DECEMBER 2015		JANUARY - DECEMBER 2016	
		NET WEIGHT (KG)	CIF VALUE (US$)	NET WEIGHT (KG)	CIF VALUE (US$)
	CHINA	50 545	44 243	254 815	53 592
	THAILAND	30 530	23 279	57 442	34 343
	MALAYSIA	40	2 870	64	4 076
	TURKEY	0	0	400	6 181
	AUSTRALIA	35	203	18 747	12 070
	UNITED STATES	1 455	20 445	200	4 494
	BRAZIL	0	0	4	2 268
	NETHERLANDS	156	3 853	5 232	40 399
	GERMANY, FED. REP. OF	8	1 109	6	1 302
	SPAIN	92 000	12 230	70	1 640
	SUB TOTAL	**456 889**	**226 144**	**610 204**	**311 786 ***
0603110000	**ROSES, FRESH FLOWERS OF A KIND SUITABLEFOR BOUQUETS/ORNAMENTAL PURPOSE**				
29271	JAPAN	0	0	27	840
	VIET NAM	27	149	36	579
	KENYA	0	0	22	421
	ECUADOR	876	6 387	3 048	37 521
	SUB TOTAL	**903**	**6 536**	**3 133**	**39 361 ***
0603120000	**CARNATIONS, FRESH FLOWERS OF A SUITABLEFOR BOUQUETS/ORNAMENTAL PURPOSE**				
29271	VIET NAM	883	4 214	541	1 886
	SUB TOTAL	**883**	**4 214**	**541**	**1 886 ***
0603130000	**ORCHIDS, FRESH FLOWERS OF A SUITABLE FOR BOUQUETS/ORNAMENTAL PURPOSE**				
29271	THAILAND	7 982	41 685	24 327	141 434
	VIET NAM	0	0	16	810
	SUB TOTAL	**7 982**	**41 685**	**24 343**	**142 244 ***
0603140000	**CHRYSANTHEMUMS, FRESH FLOWERS OF A KINDSUITABLE FOR BOUQUETS/ORNAMENTAL PURPOSE**				
29271	CHINA	1 871	29 771	1 440	4 832
	VIET NAM	3 379	14 204	5 535	19 310
	SUB TOTAL	**5 250**	**43 975**	**6 975**	**24 142 ***
0603150000	**LILIES (LILIUM SPP.), FRESH FLOWERS OFA KIND SUITABLE FOR BOUQUETS/ORNAMENTAL**				
29271	JAPAN	0	0	2	28
	VIET NAM	869	3 947	748	2 499
	SUB TOTAL	**869**	**3 947**	**750**	**2 527 ***
0603190000	**OTHER FRESH FLOWERS OF A KIND SUITABLE FOR BOUQUETS/ORNAMENTAL PURPOSE**				
29271	JAPAN	589	13 451	2 894	74 842
	TAIWAN	0	0	519	4 184
	CHINA	8 601	42 273	27 241	159 711
	THAILAND	521	2 910	867	3 310
	SINGAPORE	12	64	114	525
	MALAYSIA	0	0	114	950
	VIET NAM	15 182	92 553	40 795	250 528
	INDIA	0	0	824	4 221
	ISRAEL	0	0	4 374	21 283
	ETHIOPIA	0	0	28	156
	TANZANIA, UNITED REP. OF	0	0	4	43
	KENYA	94	583	176	991
	SOUTH AFRICA	0	0	14	89
	AUSTRALIA	989	3 553	1 144	11 115
	NEW ZEALAND	4 580	27 733	6 027	46 625
	UNITED STATES	0	0	2	26
	COLOMBIA	0	0	721	7 107
	ECUADOR	30 934	251 741	68 121	573 850
	NETHERLANDS	52 932	249 556	121 614	578 163
	FRANCE	0	0	38	405
	GERMANY, FED. REP. OF	0	0	3	20
	DENMARK	0	0	1	4
	IRELAND	0	0	3	34
	ITALY	0	0	118	949
	SPAIN	0	0	8	44
	PORTUGAL	0	0	3	16
	POLAND	0	0	6	46
	SUB TOTAL	**114 434**	**684 417**	**275 773**	**1 739 237 ***

http://www.bps.go.id

HS / SITC	COMMODITY DESCRIPTION / COUNTRY OF ORIGIN	JANUARY - DECEMBER 2015		JANUARY - DECEMBER 2016	
		NET WEIGHT (KG)	CIF VALUE (US$)	NET WEIGHT (KG)	CIF VALUE (US$)
0603900000	**CUT FLOWERS&FLOWER CUDS FOR BOUQUETS/ORNAMENTAL,DRIED,DYED,BLEACHED,IMPREGNAT**				
29271	JAPAN	0	0	409	17 154
	HONG KONG	0	0	283	1 681
	TAIWAN	1 075	1 502	728	1 145
	CHINA	339	108	1 933	2 322
	MALAYSIA	201	282	136	215
	INDIA	0	0	6 602	132 016
	SRI LANKA	0	0	198	4 810
	SAUDI ARABIA	0	0	1	22
	KENYA	0	0	1	17
	SOUTH AFRICA	0	0	2	18
	AUSTRALIA	1 330	6 860	2	11
	UNITED STATES	0	0	1	9
	COLOMBIA	0	0	119	4 942
	ECUADOR	0	0	19	1 594
	NETHERLANDS	240	2 648	0	0
	ITALY	0	0	3	30
	SPAIN	0	0	2	28
	SUB TOTAL	**3 185**	**11 400**	**10 439**	**166 014 ***
0604201000	**MOSSES AND LICHENS, OF A KIND SUITABLEFOR BOUQUETS/ORNAMENTAL, FRESH**				
29272	CHINA	12 050	45 500	12 000	48 600
	CHILE	45 180	188 955	67 200	262 080
	SUB TOTAL	**57 230**	**234 455**	**79 200**	**310 680 ***
0604209000	**FOLIAGE,BRANCHES&OTH PARTS OF PLANTS,GRASSES,FOR BOUQUETS/ORNAMENTAL, FRESH**				
29272	JAPAN	20	602	0	0
	TAIWAN	0	0	12 960	19 440
	CHINA	17 700	72 690	23 320	75 976
	PAPUA NEW GUINEA	22	11 219	6	2 846
	MYANMAR	0	0	75 000	60 000
	INDONESIA	0	0	1 200	9 600
	UNITED STATES	0	0	6 240	22 800
	NETHERLANDS	0	0	23	2 227
	ITALY	0	0	7	142
	SUB TOTAL	**17 742**	**84 511**	**118 756**	**193 031 ***
0604901000	**MOSSES&LICHENS, FOR BOUQUETS/ORNAMENTAL, OTH THAN FRESH**				
29272	JAPAN	292	963	0	0
	CHILE	3 200	13 730	31 300	117 931
	NETHERLANDS	0	0	8 280	8 280
	SUB TOTAL	**3 492**	**14 693**	**39 580**	**126 211 ***
0604909000	**FOLIAGE,BRANCHES&OTH PART PLANT,GRASSES,FOR BOUQUETS/ORNAMENTAL,OTH THAN FRESH**				
29272	HONG KONG	2 736	24 341	958	3 371
	TAIWAN	12 960	19 440	0	0
	CHINA	0	0	6 612	18 482
	MALAYSIA	0	0	6	5
	INDIA	1 566	12 264	0	0
	GABON	0	0	14	223
	UNITED STATES	5 056	65 665	0	0
	CHILE	8 960	14 336	9 000	18 000
	SUB TOTAL	**31 278**	**136 046**	**16 590**	**40 081 ***
0701100000	**POTATOES SEED, FRESH OR CHILLED**				
05410	AUSTRALIA	611 500	485 632	887 000	762 039
	UNITED KINGDOM	1 124 000	965 959	2 150 000	1 763 251
	NETHERLANDS	0	0	42	945
	SUB TOTAL	**1 735 500**	**1 451 591**	**3 037 042**	**2 526 235 ***
0701900000	**POTATOES, OTHER THAN SEED , FRESH ORCHILLED**				
05410	CHINA	499 797	216 945	1 176 400	391 854
	SINGAPORE	0	0	250 000	138 750
	MYANMAR	197 208	109 850	600 000	333 000
	VIET NAM	500 000	285 000	0	0
	PAKISTAN	0	0	288 085	172 851
	BANGLADESH	27 000	6 885	81 000	18 225

http://www.bps.go.id

HS / SITC	COMMODITY DESCRIPTION / COUNTRY OF ORIGIN	JANUARY - DECEMBER 2015		JANUARY - DECEMBER 2016	
		NET WEIGHT (KG)	CIF VALUE (US$)	NET WEIGHT (KG)	CIF VALUE (US$)
	EGYPT	5 967 500	2 908 950	0	0
	AUSTRALIA	1 746 177	869 092	4 225 000	2 218 424
	UNITED STATES	3 784 218	1 943 547	1 064 980	522 026
	CANADA	11 450 000	6 050 666	6 992 000	3 642 796
	FRANCE	303 820	103 299	4 125 804	1 348 412
	GERMANY, FED. REP. OF	13 559 880	5 287 855	20 264 310	7 408 926
	SUB TOTAL	**38 035 600**	**17 782 089**	**39 067 579**	**16 195 264 ***
0702000000	**TOMATOES, FRESH OR CHILLED**				
05440	TURKEY	5 000	22 537	0	0
	AUSTRALIA	56 635	181 428	53 573	222 424
	SUB TOTAL	**61 635**	**203 965**	**53 573**	**222 424 ***
0703101900	**ONIONS,OTH.THAN BULBS FOR PROPAGATION,FRESH OR CHILLED**				
05451	JAPAN	63 000	12 600	0	0
	CHINA	3 681 997	2 079 988	3 670 080	2 084 054
	INDIA	0	0	43 281 800	11 391 052
	AUSTRALIA	0	0	234 000	150 800
	NEW ZEALAND	20 905 604	10 403 991	32 666 495	20 379 923
	NETHERLANDS ANTILLES	0	0	725 800	326 610
	NETHERLANDS	16 706 537	8 094 298	23 154 250	11 342 490
	SUB TOTAL	**41 357 138**	**20 590 877**	**103 732 425**	**45 674 929 ***
0703102100	**SHALLOTS BULBS FOR PROPAGATION, FRESH OR CHILLED**				
05451	PHILIPPINES	1 587 550	842 866	175 800	255 007
	VIET NAM	45 000	24 874	1 000 000	900 000
	SUB TOTAL	**1 632 550**	**867 740**	**1 175 800**	**1 155 007 ***
0703102900	**SHALLOTS,OTH THAN BULBS FOR PROPAGATION, FRESH/CHILLED**				
05451	TAIWAN	27 000	8 640	0	0
	MALAYSIA	0	0	15 000	3 179
	INDIA	15 769 200	4 564 746	0	0
	INDONESIA	0	0	28 000	8 960
	SUB TOTAL	**15 796 200**	**4 573 386**	**43 000**	**12 139 ***
0703209000	**GARLIC,OTH THAN BULBS FOR PROPAGATION,FRESH/CHILLED**				
05452	CHINA	479 498 457	342 328 719	441 232 211	433 790 612
	INDIA	377 000	279 850	3 068 564	2 297 259
	AUSTRALIA	7 660	11 542	0	0
	SWITZERLAND	58 000	52 461	0	0
	SUB TOTAL	**479 941 117**	**342 672 572**	**444 300 775**	**436 087 871 ***
0703901000	**BULBS OF LEEKS & OTH ALLIACEOUSVEGETABLES,FOR PROPAGATION,FRESH/CHILLED**				
05452	NETHERLANDS	8 030	12 343	0	0
	SUB TOTAL	**8 030**	**12 343**	**0**	**0 ***
0703909000	**LEEKS&OTH ALLIACEOUS VEGETABLES,OTH THAN BULBS FOR PROPAGATION, FRESH/CHILLED**				
05452	CHINA	982	1 308	10 045	15 180
	AUSTRALIA	4 637	16 854	3 931	14 890
	SUB TOTAL	**5 619**	**18 162**	**13 976**	**30 070 ***
0704101000	**CAULIFLOWERS, FRESH OR CHILLED**				
05453	KOREA, REPUBLIC OF	6 300	4 728	0	0
	CHINA	405 055	603 279	239 432	294 528
	SINGAPORE	4 812	6 200	0	0
	AUSTRALIA	12 038	52 038	22 373	81 999
	SUB TOTAL	**428 205**	**666 245**	**261 805**	**376 527 ***
0704102000	**HEADED BROCCOLI, FRESH OR CHILLED**				
05453	CHINA	968 803	1 714 457	490 486	767 846
	SINGAPORE	9 705	12 370	0	0
	AUSTRALIA	10 345	43 986	14 778	61 127
	UNITED STATES	0	0	11	38
	SUB TOTAL	**988 853**	**1 770 813**	**505 275**	**829 011 ***

http://www.bps.go.id

HS / SITC	COMMODITY DESCRIPTION / COUNTRY OF ORIGIN	JANUARY - DECEMBER 2015		JANUARY - DECEMBER 2016	
		NET WEIGHT (KG)	CIF VALUE (US$)	NET WEIGHT (KG)	CIF VALUE (US$)
0704200000	**BRUSSELS SPROUTS, FRESH OR CHILLED**				
05453	AUSTRALIA	4 755	19 760	2 661	11 743
	FRANCE	20	20	500	2 128
	SUB TOTAL	**4 775**	**19 780**	**3 161**	**13 871 ***
0704901100	**CABBAGES, ROUND (DRUMHEAD), FRESH ORCHILLED**				
05453	CHINA	1 674 399	645 870	273 749	128 997
	SINGAPORE	27 946	7 809	0	0
	INDONESIA	48 600	17 982	0	0
	SUB TOTAL	**1 750 945**	**671 661**	**273 749**	**128 997 ***
0704901900	**CABBAGES, OTH THAN ROUND (DRUMHEAD),FRESH OR CHILLED**				
05453	KOREA, REPUBLIC OF	13 256	17 250	0	0
	TAIWAN	57 255	114 510	0	0
	CHINA	2 615 089	4 634 714	520 410	632 795
	AUSTRALIA	19 584	83 717	38 090	123 858
	SUB TOTAL	**2 705 184**	**4 850 191**	**558 500**	**756 653 ***
0704909000	**KOHLRABI, KALE AND SIMILAR EDIBLEBRASSICAS, FRESH OR CHILLED**				
05453	KOREA, REPUBLIC OF	16 170	32 340	0	0
	CHINA	1 619 532	2 656 167	1 187 445	2 075 341
	THAILAND	1 430 000	815 100	0	0
	SINGAPORE	1 427	2 953	0	0
	AUSTRALIA	20 905	88 872	35 879	134 106
	SUB TOTAL	**3 088 034**	**3 595 432**	**1 223 324**	**2 209 447 ***
0705110000	**CABBAGE LETTUCE (HEAD LETTUCE), FRESH OR CHILLED**				
05454	CHINA	37 560	68 305	12 421	22 518
	SINGAPORE	369	495	0	0
	SUB TOTAL	**37 929**	**68 800**	**12 421**	**22 518 ***
0705190000	**OTHER LETTUCE, FRESH OR CHILLED**				
05454	CHINA	76 554	143 010	18 225	37 000
	AUSTRALIA	103 445	281 790	54 616	201 545
	UNITED STATES	20 533	47 261	3 444	7 636
	SUB TOTAL	**200 532**	**472 061**	**76 285**	**246 181 ***
0705210000	**WITLOOF CHICORY (CHICORIUM INTYBUS VAR.FOLIOSUM), FRESH OR CHILLED**				
05454	AUSTRALIA	229	268	671	1 001
	SUB TOTAL	**229**	**268**	**671**	**1 001 ***
0706101000	**CARROTS, FRESH OR CHILLED**				
05455	CHINA	44 944 620	50 964 284	40 702 292	50 501 010
	THAILAND	108 000	140 400	0	0
	MALAYSIA	0	0	5 842	1 603
	AUSTRALIA	80 600	54 600	1 715 048	3 827 543
	NEW ZEALAND	0	0	243 600	484 200
	SUB TOTAL	**45 133 220**	**51 159 284**	**42 666 782**	**54 814 356 ***
0706900000	**SALAD BEETROOT,SALSIFY,CELERIAC,RADISHES & SIMILAR EDIBLE ROOTS,FRESH/CHILLED**				
05455	KOREA, REPUBLIC OF	5 994	7 800	30 750	41 046
	AUSTRALIA	4 728	10 258	1 168	2 787
	UNITED STATES	0	0	9	51
	SUB TOTAL	**10 722**	**18 058**	**31 927**	**43 884 ***
0707000000	**CUCUMBERS AND GHERKINS, FRESH/CHILLED**				
05456	KOREA, REPUBLIC OF	463	1 836	568	2 238
	AUSTRALIA	2 704	8 731	3 887	11 823
	SUB TOTAL	**3 167**	**10 567**	**4 455**	**14 061 ***
0708100000	**PEAS (PISUM SATIVUM), SHELLED/UNSHELLED, FRESH/CHILLED**				
05457	CHINA	109 028	186 612	69 609	133 976
	SINGAPORE	439	525	0	0

http://www.bps.go.id

HS / SITC	COMMODITY DESCRIPTION / COUNTRY OF ORIGIN	JANUARY - DECEMBER 2015		JANUARY - DECEMBER 2016	
		NET WEIGHT (KG)	CIF VALUE (US$)	NET WEIGHT (KG)	CIF VALUE (US$)
	MYANMAR	0	0	25 000	24 623
	INDIA	20 000	20 860	0	0
	AUSTRALIA	2 493	10 706	3 399	15 710
	NEW ZEALAND	43 000	47 300	0	0
	UNITED STATES	3 012 154	1 259 710	273 392	107 443
	CANADA	0	0	472 240	200 703
	FRANCE	0	0	50	239
	SUB TOTAL	**3 187 114**	**1 525 713**	**843 690**	**482 694 ***
0708209000	**OTH BEANS, SHELLED/UNSHELLED, FRESH/CHILLED**				
05457	MYANMAR	50 200	33 616	0	0
	FRANCE	30	33	0	0
	SUB TOTAL	**50 230**	**33 649**	**0**	**0 ***
0708900000	**OTHER LEGUMINOUS VEGETABLES, SHELLED/UNSHELLED, FRESH OR CHILLED**				
05457	CHINA	118 091	188 714	2 613	5 260
	SINGAPORE	241 860	290 232	130 040	156 048
	SUB TOTAL	**359 951**	**478 946**	**132 653**	**161 308 ***
0709200000	**ASPARAGUS, FRESH OR CHILLED**				
05459	AUSTRALIA	1 999	4 768	332	639
	FRANCE	90	540	0	0
	SUB TOTAL	**2 089**	**5 308**	**332**	**639 ***
0709400000	**CELERY OTH THAN CELERIAC,FRESH/CHILLED**				
05459	CHINA	214 314	441 763	143 558	267 327
	INDIA	50	216	0	0
	AUSTRALIA	33 683	73 027	18 536	46 737
	FRANCE	20	16	0	0
	SUB TOTAL	**248 067**	**515 022**	**162 094**	**314 064 ***
0709510000	**MUSHROOMS OF THE GENUS AGARICUS, FRESHOR CHILLED**				
05458	KOREA, REPUBLIC OF	0	0	385 233	889 519
	CHINA	41 115	67 750	76 161	225 468
	SINGAPORE	2 392	3 054	0	0
	AUSTRALIA	5 203	22 515	7 156	32 410
	FRANCE	7 603	70 915	0	0
	SUB TOTAL	**56 313**	**164 234**	**468 550**	**1 147 397 ***
0709599000	**OTH MUSHROOMS, FRESH OR CHILLED**				
05458	JAPAN	6 622	35 492	26 559	173 403
	KOREA, REPUBLIC OF	636 800	1 409 396	371 611	839 291
	CHINA	865 710	1 930 136	355 750	803 598
	MALAYSIA	35 100	155 481	16 315	90 183
	AUSTRALIA	317	1 372	451	1 909
	NETHERLANDS	20	4 226	0	0
	FRANCE	21 300	232 023	47 530	468 554
	SUB TOTAL	**1 565 869**	**3 768 126**	**818 216**	**2 376 938 ***
0709601000	**CHILLIES (FRUITS OF GENUS CAPSICUM),FRESH OR CHILLED**				
05459	CHINA	1 231	1 769	0	0
	INDIA	13 775	29 015	0	0
	SUB TOTAL	**15 006**	**30 784**	**0**	**0 ***
0709609000	**OTH FRUITS OF THE GENUS CAPSICUM OR OFTHE GENUS PIMENTA, FRESH OR CHILLED**				
05459	CHINA	1 521	1 809	0	0
	INDIA	26 040	56 265	0	0
	SUB TOTAL	**27 561**	**58 074**	**0**	**0 ***
0709700000	**SPINACH, NEW ZEALAND SPINACH & ORACHESPINACH (GARDEN SPINACH), FRESH/CHILLED**				
05459	CHINA	80 858	156 562	16 121	24 918
	AUSTRALIA	900	1 445	0	0
	SUB TOTAL	**81 758**	**158 007**	**16 121**	**24 918 ***

http://www.bps.go.id

HS / SITC	COMMODITY DESCRIPTION / COUNTRY OF ORIGIN	JANUARY - DECEMBER 2015		JANUARY - DECEMBER 2016	
		NET WEIGHT (KG)	CIF VALUE (US$)	NET WEIGHT (KG)	CIF VALUE (US$)
0709910000	**GLOBE ARTICHOKES, FRESH OR CHILLED**				
05459	AUSTRALIA	4	6	0	0
	SUB TOTAL	**4**	**6**	**0**	**0 ***
0709920000	**OLIVES, FRESH OR CHILLED**				
05459	AUSTRALIA	4 155	6 367	0	0
	SUB TOTAL	**4 155**	**6 367**	**0**	**0 ***
0709930000	**PUMPKINS,AQUASH&GOURDS (CUCURBITA SPP.), FRESH OR CHILLED**				
05459	JAPAN	0	0	449	6 010
	KOREA, REPUBLIC OF	9 583	21 460	11 607	25 693
	PHILIPPINES	0	0	735	1 635
	MALAYSIA	19 300	58 022	11 001	37 153
	AUSTRALIA	259 332	408 229	236 097	420 808
	NEW ZEALAND	0	0	504	1 112
	UNITED STATES	3 100	6 632	21 406	47 644
	BELGIUM	0	0	80	309
	SPAIN	0	0	45	95
	SUB TOTAL	**291 315**	**494 343**	**281 924**	**540 459 ***
0709990000	**OTHER VEGETABLES, FRESH OR CHILLED**				
05459	JAPAN	0	0	300	3 395
	KOREA, REPUBLIC OF	141	327	0	0
	CHINA	275 134	491 022	125 483	241 874
	THAILAND	0	0	226 334	381 380
	SINGAPORE	979	1 418	0	0
	PHILIPPINES	180	402	0	0
	MALAYSIA	0	0	7 979	26 057
	AUSTRALIA	160 971	393 674	2 125 932	3 815 461
	UNITED STATES	2 034	4 486	33 759	73 771
	FRANCE	90	336	0	0
	SUB TOTAL	**439 529**	**891 665**	**2 519 787**	**4 541 938 ***
0710210000	**PEAS (PISUM SATIVUM), SHELLED/UNSHELLED,UNCOOKED OR STEAMED/BOILED, FROZEN**				
05469	CHINA	70 786	73 740	18 800	21 699
	MALAYSIA	0	0	30	136
	AUSTRALIA	13 991	60 660	21 939	90 581
	NEW ZEALAND	160 669	198 461	7 348	11 284
	UNITED STATES	113 725	138 483	523 250	612 681
	CANADA	70 249	79 290	0	0
	BELGIUM	331 360	385 466	52 680	56 929
	SUB TOTAL	**760 780**	**936 100**	**624 047**	**793 310 ***
0710220000	**BEANS (VIGNA SPP,PHASEOLUS SPP), SHELLED/UNSHELLED,UNCOOKED/STEAMED/BOIL, FROZEN**				
05469	CHINA	1 621	1 043	495	322
	MYANMAR	0	0	50 000	57 450
	AUSTRALIA	7 355	31 300	8 700	37 838
	SUB TOTAL	**8 976**	**32 343**	**59 195**	**95 610 ***
0710290000	**OTHER LEGUMINOUS VEGETABLES, SHELLED/UNSHELLED, UNCOOKED/STEAMED/BOIL,FROZEN**				
05469	CHINA	0	0	6 000	5 670
	INDONESIA	0	0	8 015	23 638
	NEW ZEALAND	0	0	14 010	16 742
	SUB TOTAL	**0**	**0**	**28 025**	**46 050 ***
0710300000	**SPINACH,NEW ZEALAND SPINACH AND ORACHESPINACH (GARDEN SPINACH), FROZEN**				
05469	AUSTRALIA	297	1 139	186	678
	FRANCE	48 621	112 829	46 394	100 823
	SUB TOTAL	**48 918**	**113 968**	**46 580**	**101 501 ***
0710400000	**SWEET CORN, UNCOOKED/STEAMED/BOILED,FROZEN**				
05461	CHINA	398 840	378 623	204 183	187 441
	SINGAPORE	110 393	56 513	0	0
	MALAYSIA	118 326	137 188	2 820	9 474
	AUSTRALIA	23 606	100 379	29 583	117 794

http://www.bps.go.id

HS / SITC	COMMODITY DESCRIPTION / COUNTRY OF ORIGIN	JANUARY - DECEMBER 2015		JANUARY - DECEMBER 2016	
		NET WEIGHT (KG)	CIF VALUE (US$)	NET WEIGHT (KG)	CIF VALUE (US$)
	NEW ZEALAND	169 622	195 416	6 509	9 996
	UNITED STATES	185 248	202 656	454 152	484 978
	BELGIUM	7 460	9 027	0	0
	SUB TOTAL	**1 013 495**	**1 079 802**	**697 247**	**809 683 ***
0710800000	**OTHER VEGETABLES,UNCOOKED/STEAMED/BOILED, FROZEN**				
05469	CHINA	107 413	168 100	185 705	170 135
	THAILAND	0	0	590	6 692
	SINGAPORE	419	525	0	0
	INDIA	20 000	25 400	0	0
	UNITED STATES	0	0	3 847	18 864
	FRANCE	26 775	84 209	23 055	67 771
	BELGIUM	962	5 499	50	213
	SUB TOTAL	**155 569**	**283 733**	**213 247**	**263 675 ***
0710900000	**MIXTURES OF VEGETABLES,UNCOOKED/STEAMED/BOILED, FROZEN**				
05469	KOREA, REPUBLIC OF	0	0	4 723	17 387
	CHINA	310 907	286 530	88 550	74 088
	NEW ZEALAND	32 859	46 436	11 343	17 420
	UNITED STATES	23 224	26 691	643 075	776 538
	BELGIUM	736 600	784 213	194 550	196 518
	SUB TOTAL	**1 103 590**	**1 143 870**	**942 241**	**1 081 951 ***
0711209000	**OLIVES, PROVISIONALLY PRESERVED IN OTHERPRESERVATIVE SOLUTIONS**				
05470	TURKEY	12 200	26 048	7 140	20 599
	AUSTRALIA	1 844	8 535	1 946	7 949
	SUB TOTAL	**14 044**	**34 583**	**9 086**	**28 548 ***
0711519000	**MUSHROOMS OF THE GENUS AGARICUS,PRESERVED IN OTH PRESERVATIVE SOLUTIONS**				
05470	KOREA, REPUBLIC OF	0	0	4 582	16 605
	CHINA	0	0	17 000	15 470
	SUB TOTAL	**0**	**0**	**21 582**	**32 075 ***
0711599000	**OTH MUSHROOMS AND TRUFFLES,PROVISIONALLYPRESERVED IN OTH PRESERVATIVE SOLUTIONS**				
05470	CHINA	18 000	37 800	0	0
	SINGAPORE	1	13	0	0
	SUB TOTAL	**18 001**	**37 813**	**0**	**0 ***
0711901000	**SWEET CORN, PROVISIONALLY PRESERVED**				
05470	CHINA	3 924	3 819	200	1 560
	UNITED STATES	0	0	14	25
	SUB TOTAL	**3 924**	**3 819**	**214**	**1 585 ***
0711902000	**CHILLIES (FRUITS OF GENUS CAPSICUM),PROVISIONALLY PRESERVED**				
05470	CHINA	1 986 209	2 358 522	568 729	639 921
	THAILAND	1 511 598	1 523 872	223 200	219 728
	MALAYSIA	281 600	455 840	211 200	332 464
	VIET NAM	68 480	69 368	276 480	232 704
	TURKEY	5 408	12 521	690	1 470
	SUB TOTAL	**3 853 295**	**4 420 123**	**1 280 299**	**1 426 287 ***
0711903900	**CAPERS, PROVISIONALLY PRESERVED IN OTHER PRESERVATIVE SOLUTIONS**				
05470	TURKEY	5 186	12 969	780	2 587
	SUB TOTAL	**5 186**	**12 969**	**780**	**2 587 ***
0711909000	**OTHER VEGETABLES,PROVISIONALLY PRESERVEDOTH THAN BY SULPHUR DIOXIDE GAS**				
05470	CHINA	59 636	54 629	61 440	49 441
	THAILAND	699 200	594 320	184 000	156 400
	AUSTRALIA	22	78	0	0
	SUB TOTAL	**758 858**	**649 027**	**245 440**	**205 841 ***
0712200000	**ONIOS, DRIED, WHOLE, CUT, SLICED ,BROKEN/IN POWDER, BUT NOT FURTHER PREPARED**				
05612	CHINA	171 377	448 403	531 475	1 386 443

http://www.bps.go.id

HS / SITC	COMMODITY DESCRIPTION / COUNTRY OF ORIGIN	JANUARY - DECEMBER 2015		JANUARY - DECEMBER 2016	
		NET WEIGHT (KG)	CIF VALUE (US$)	NET WEIGHT (KG)	CIF VALUE (US$)
	SINGAPORE	0	0	2 500	8 708
	MALAYSIA	200	1 235	700	5 078
	INDIA	33 048	97 492	91 414	210 188
	TURKEY	213	3 730	0	0
	UNITED STATES	3 515 931	11 603 710	3 476 023	12 693 729
	CANADA	4 000	16 889	6 000	22 860
	GERMANY, FED. REP. OF	30	172	90	572
	SPAIN	25 425	79 953	0	0
	SUB TOTAL	**3 750 224**	**12 251 584**	**4 108 202**	**14 327 578 ***
0712310000	**MUSHROOMS OF GENUS AGARICUS,DRIED,WHOLE,BROKEN/POWDER,BUT NOT FURTHER PREPARED**				
05613	CHINA	11 363	59 350	10 985	62 720
	INDIA	0	0	13 705	6 569
	SUB TOTAL	**11 363**	**59 350**	**24 690**	**69 289 ***
0712320000	**WOOD EARS (AURICULARIA SPP),DRIED,WHOLE,BROKEN/POWDER, BUT NOT FURTHER PREPARED**				
05613	CHINA	485 305	642 545	165 337	326 005
	MALAYSIA	0	0	42	34
	SUB TOTAL	**485 305**	**642 545**	**165 379**	**326 039 ***
0712330000	**JELLY FUNGI ,DRIED,WHOLE,CUT, BROKEN/IN POWDER,BUT NOT FURTHER PREPARED**				
05613	CHINA	93 389	139 586	27 366	237 912
	SUB TOTAL	**93 389**	**139 586**	**27 366**	**237 912 ***
0712391000	**TRUFFLES,DRIED,WHOLE,CUT,SLICED,BROKEN/IN POWDER,BUT NOT FURTHER PREPARED**				
05613	CHINA	51 704	132 730	52 978	226 445
	SUB TOTAL	**51 704**	**132 730**	**52 978**	**226 445 ***
0712392000	**SHIITAKE(DONG-GU),DRIED,WHOLE,CUT,SLICE,BROKEN/POWDER, BUT NOT FURTHER PREPARED**				
05613	CHINA	169 717	385 316	0	0
	SINGAPORE	130	2 470	0	0
	SUB TOTAL	**169 847**	**387 786**	**0**	**0 ***
0712399000	**OTHER MUSHROOMS,DRIED,WHOLE,CUT,SLICE,BROKEN/POWDER,BUT NOT FURTHER PREPARED**				
05613	HONG KONG	9 300	24 800	0	0
	KOREA, REPUBLIC OF	1 165	4 045	0	0
	CHINA	337 284	664 927	183 224	349 651
	THAILAND	0	0	66	132
	MALAYSIA	0	0	54	516
	INDIA	500	1 300	0	0
	SUB TOTAL	**348 249**	**695 072**	**183 344**	**350 299 ***
0712901000	**GARLIC,DRIED,WHOLE,CUT,SLICED,BROKEN/IN POWDER,BUT NOT FURTHER PREPARED**				
05619	CHINA	2 626 324	4 267 832	4 282 563	10 935 649
	MALAYSIA	0	0	200	1 499
	INDIA	0	0	47 315	120 913
	MOROCCO	440	7 710	0	0
	AUSTRALIA	2 000	16 168	26	124
	UNITED STATES	94 991	567 724	250 009	1 467 333
	GERMANY, FED. REP. OF	420	2 702	75	476
	SWITZERLAND	0	0	200	1 740
	SUB TOTAL	**2 724 175**	**4 862 136**	**4 580 388**	**12 527 734 ***
0712909000	**OTH VEGETABLES/MIX OF VEGETABLES,DRIED,WHOLE,BROKEN/POWD,BUT NOT FURTHER PREPAR**				
05619	CHINA	2 143 020	5 523 065	886 086	2 524 163
	THAILAND	2 460	38 101	1 125	20 619
	MALAYSIA	0	0	30	407
	INDIA	0	0	30 290	80 628
	INDONESIA	6 000	10 200	0	0
	AUSTRALIA	0	0	2 028	14 980
	NEW ZEALAND	2 880	21 888	11 520	87 552
	UNITED STATES	617 240	1 786 945	14 554	141 128
	UNITED KINGDOM	0	0	299	4 397
	NETHERLANDS	3 780	30 140	1 956	14 482
	GERMANY, FED. REP. OF	9 837	94 945	12 285	87 460

http://www.bps.go.id

HS / SITC	COMMODITY DESCRIPTION / COUNTRY OF ORIGIN	JANUARY - DECEMBER 2015		JANUARY - DECEMBER 2016	
		NET WEIGHT (KG)	CIF VALUE (US$)	NET WEIGHT (KG)	CIF VALUE (US$)
	SWITZERLAND	451	4 867	0	0
	SPAIN	100	797	0	0
	PORTUGAL	1 100	5 087	2 800	20 483
	HUNGARY	260	3 401	0	0
	SUB TOTAL	**2 787 128**	**7 519 436**	**962 973**	**2 996 299 ***
0713109000	**PEAS (PISUM SATIVUM),DRIED,SHELLED,WHETH/NOT SKINNED/SPLIT, OTH THAN FOR SOWING**				
05421	CHINA	300	2 010	0	0
	MALAYSIA	47 038	20 226	0	0
	TURKEY	545	1 737	959	2 852
	AUSTRALIA	44 625	33 178	48 912	55 367
	NEW ZEALAND	64 500	38 894	753 250	433 498
	UNITED STATES	3 715 729	1 593 522	1 098 714	433 022
	CANADA	5 382 531	2 341 906	10 689 760	3 934 366
	UNITED KINGDOM	0	0	44 000	26 532
	UKRAINE	49 000	24 451	541 440	205 748
	SUB TOTAL	**9 304 268**	**4 055 924**	**13 177 035**	**5 091 385 ***
0713209000	**CHICKPEAS(GARBANZOS),DRIED,SHELLED,WHETHER/NOT SKINNED, OTH THAN FOR SOWING**				
05422	MALAYSIA	87 905	52 661	1 064 042	607 452
	INDIA	219 860	222 060	340 647	351 484
	IRAN (ISLAMIC REPUBLIC OF)	97 730	109 206	48 000	110 400
	TURKEY	16 000	19 940	25 530	44 314
	UNITED ARAB EMIRATES	26 000	35 100	39	176
	AUSTRALIA	0	0	750	1 458
	MEXICO	0	0	54	245
	SUB TOTAL	**447 495**	**438 967**	**1 479 062**	**1 115 529 ***
0713311000	**BEANS (VIGNA MUNGO HEPPER/VIGNA RADIATAWILCZEK),DRIED,SHELLED, FOR SOWING**				
05423	MYANMAR	0	0	150 000	151 800
	AUSTRALIA	0	0	24 000	26 400
	SUB TOTAL	**0**	**0**	**174 000**	**178 200 ***
0713319000	**BEANS (VIGNA MUNGO HEPPER/VIGNA RADIATAWILCZEK),DRIED,SHELLED,OTH THAN SOWING**				
05423	THAILAND	446 998	322 734	910 300	1 042 455
	SINGAPORE	49 000	37 731	50 079	54 872
	MALAYSIA	98 080	96 091	118 581	114 171
	MYANMAR	29 364 518	28 961 208	31 744 936	32 227 862
	INDIA	0	0	592 000	574 285
	INDONESIA	48 000	43 200	0	0
	TURKEY	4 925	8 731	0	0
	ETHIOPIA	10 212 886	7 641 491	22 829 925	20 259 219
	MADAGASCAR	118 000	95 684	0	0
	KENYA	480 000	328 800	0	0
	DJIBOUTI	0	0	120 000	148 200
	AUSTRALIA	1 522 464	1 844 071	3 900 546	4 238 973
	NEW ZEALAND	0	0	144 000	158 400
	UNITED STATES	0	0	16 102	23 657
	ARGENTINA	312 000	224 720	0	0
	BRAZIL	780 345	412 550	329 000	168 730
	SUB TOTAL	**43 437 216**	**40 017 011**	**60 755 469**	**59 010 824 ***
0713329000	**SMALL RED(ADZUKI) BEANS DRIED,SHELLED,WHETHER/NOT SKINNED, OTH THAN FOR SOWING**				
05423	JAPAN	900	10 950	0	0
	CHINA	42 000	34 950	22 588	25 081
	THAILAND	0	0	49 000	36 750
	MALAYSIA	0	0	3 000	6 077
	ETHIOPIA	695 998	441 156	624 000	457 799
	UNITED STATES	385	1 784	748	3 208
	SUB TOTAL	**739 283**	**488 840**	**699 336**	**528 915 ***
0713339000	**KIDNEY BEANS,INCL WHITE PEA BEANS,DRIED,SHELLED, OTH THAN FOR SOWING**				
05423	CHINA	0	0	139 500	93 932
	MALAYSIA	9 187	2 465	1 054 804	616 281
	MYANMAR	240 000	143 950	528 000	329 067
	ETHIOPIA	69 000	41 400	0	0
	TANZANIA, UNITED REP. OF	0	0	37 023	23 880

http://www.bps.go.id

HS / SITC	COMMODITY DESCRIPTION / COUNTRY OF ORIGIN	JANUARY - DECEMBER 2015		JANUARY - DECEMBER 2016	
		NET WEIGHT (KG)	CIF VALUE (US$)	NET WEIGHT (KG)	CIF VALUE (US$)
	MADAGASCAR	368 000	215 418	1 304 000	803 516
	UNITED STATES	2 444	3 410	22	179
	BRAZIL	2 042 206	1 176 604	0	0
	SUB TOTAL	**2 730 837**	**1 583 247**	**3 063 349**	**1 866 855 ***
0713359000	**COW PEAS,DRIED,SHELLED,WHETHER/NOTSKINNED/SPLIT, OTH THAN FOR SOWING**				
05423	CHINA	50 000	32 565	0	0
	MYANMAR	839 281	659 202	482 521	328 487
	INDIA	0	0	17 887	7 047
	AUSTRALIA	0	0	129	746
	BRAZIL	121 000	72 600	0	0
	SUB TOTAL	**1 010 281**	**764 367**	**500 537**	**336 280 ***
0713391000	**OTH BEANS, DRIED, SHELLED, WHETHER/NOTSKINNED/SPLIT, FOR SOWING**				
05423	INDIA	250	1 455	0	0
	SUB TOTAL	**250**	**1 455**	**0**	**0 ***
0713399000	**OTH BEANS, DRIED, SHELLED, WHETHER/NOTSKINNED/SPLIT, OTH THAN FOR SOWING**				
05423	CHINA	24 000	18 960	0	0
	THAILAND	0	0	220 600	246 886
	MYANMAR	626 573	716 787	1 819 500	1 501 831
	MADAGASCAR	46 000	30 820	0	0
	AUSTRALIA	553 600	679 076	897 500	991 646
	UNITED STATES	0	0	1	3
	SUB TOTAL	**1 250 173**	**1 445 643**	**2 937 601**	**2 740 366 ***
0713409000	**LENTILS, DRIED, SHELLED, WHETHER/NOTSKINNED/SPLIT, OTH THAN FOR SOWING**				
05424	INDIA	0	0	143	648
	TURKEY	9 944	21 577	10 000	19 683
	UNITED ARAB EMIRATES	0	0	6 416	4 732
	AUSTRALIA	2 163	10 354	3 379	12 396
	UNITED STATES	919	4 290	691	3 884
	SUB TOTAL	**13 026**	**36 221**	**20 629**	**41 343 ***
0713501000	**BROAD BEANS&HORSE BEANS,DRIED,SHELLED,WHETHER/NOT SKINNED/SPLIT, FOR SOWING**				
05425	AUSTRALIA	45 380	27 001	0	0
	SUB TOTAL	**45 380**	**27 001**	**0**	**0 ***
0713509000	**BROAD BEANS&HORSE BEANS,DRIED,SHELLED,WHETHER/NOT SKINNED, OTH THAN FOR SOWING**				
05425	CHINA	278 996	292 170	1 158 625	868 702
	MALAYSIA	77 426	33 315	215 108	99 819
	INDIA	8 360	6 660	0	0
	AUSTRALIA	12 523 346	9 097 678	19 439 295	12 946 015
	NEW ZEALAND	86 000	95 675	0	0
	CANADA	375 150	262 605	50 000	28 000
	SUB TOTAL	**13 349 278**	**9 788 103**	**20 863 028**	**13 942 536 ***
0713909000	**OTH DRIED LEGUMINOUS VEGETABLES,SHELLED,WHETHER/NOT SKINNED, OTH THAN FOR SOWING**				
05429	CHINA	121 185	139 095	14 162	14 900
	SINGAPORE	24 000	27 393	0	0
	MALAYSIA	3 056 996	2 424 253	1 469 327	769 859
	INDIA	355 769	280 197	727 624	358 482
	SUB TOTAL	**3 557 950**	**2 870 938**	**2 211 113**	**1 143 241 ***
0714101100	**MANIOC (CASSAVA),DRIED CHIPS, SLICED ORIN FORM OF PELLETS**				
05481	VIET NAM	4 193 590	1 018 958	12 163 270	2 186 476
	SUB TOTAL	**4 193 590**	**1 018 958**	**12 163 270**	**2 186 476 ***
0714101900	**MANIOC (CASSAVA),OTH THAN DRIED CHIPS,SLICED OR IN FORM OF PELLETS**				
05481	THAILAND	18 151	4 807	0	0
	VIET NAM	0	0	366 840	76 938
	ITALY	0	0	10 080	59 372
	SUB TOTAL	**18 151**	**4 807**	**376 920**	**136 310 ***

http://www.bps.go.id

HS / SITC	COMMODITY DESCRIPTION / COUNTRY OF ORIGIN	JANUARY - DECEMBER 2015		JANUARY - DECEMBER 2016	
		NET WEIGHT (KG)	CIF VALUE (US$)	NET WEIGHT (KG)	CIF VALUE (US$)
0714201000	**SWEET POTATOES, FROZEN**				
05483	CHINA	7 698	11 002	0	0
	SUB TOTAL	**7 698**	**11 002**	**0**	**0 ***
0714209000	**SWEET POTATOES, NOT FROZEN**				
05483	CHINA	7 927	11 950	13 752	19 505
	MALAYSIA	0	0	18 241	7 299
	SUB TOTAL	**7 927**	**11 950**	**31 993**	**26 804 ***
0714309000	**YAMS (DIOSCOREA SPP.), NOT FROZEN**				
05483	JAPAN	0	0	383	504
	CHINA	756	1 600	6 019	16 643
	SUB TOTAL	**756**	**1 600**	**6 402**	**17 147 ***
0714409000	**TARO (COLOCASIA SPP.), NOT FROZEN**				
05483	TAIWAN	0	0	240	885
	CHINA	839	1 113	0	0
	SUB TOTAL	**839**	**1 113**	**240**	**885 ***
0714901900	**SAGO PITH, NOT FROZEN**				
05483	JAPAN	500	2 250	0	0
	CHINA	90 714	161 731	16 900	34 180
	EAST TIMOR	247 447	20 457	113 280	19 905
	SUB TOTAL	**338 661**	**184 438**	**130 180**	**54 085 ***
0714909900	**ARROWROOT,SALEP,JERUSALEM ARTICHOKES,ROOT W/ HIGH STARCH/INULIN, NOT FROZEN**				
05483	CHINA	128 608	282 965	280 269	561 032
	SINGAPORE	1 691	2 138	0	0
	SUB TOTAL	**130 299**	**285 103**	**280 269**	**561 032 ***
0801110000	**COCONUTS, DESICCATED, DRIED**				
05771	SINGAPORE	425	543	0	0
	PHILIPPINES	35 210	96 863	134 024	257 241
	INDONESIA	149 287	325 784	106 900	170 920
	SUB TOTAL	**184 922**	**423 190**	**240 924**	**428 161 ***
0801120000	**COCONUTS, IN THE INNER SHELL (ENDOCARP), FRESH**				
05771	THAILAND	0	0	31 095	38 869
	SUB TOTAL	**0**	**0**	**31 095**	**38 869 ***
0801190000	**COCONUTS,OTH THAN DESICCATED&IN THE INERSHELL, FRESH/DRIED, WHETHER/NOT SHELLED**				
05771	CHINA	0	0	20 910	20 910
	THAILAND	666 826	673 674	558 076	611 306
	PHILIPPINES	17 280	17 280	0	0
	SUB TOTAL	**684 106**	**690 954**	**578 986**	**632 216 ***
0801220000	**BRAZIL NUTS, SHELLED, FRESH OR DRIED**				
05772	AUSTRALIA	2 154	9 298	838	10 129
	SUB TOTAL	**2 154**	**9 298**	**838**	**10 129 ***
0801310000	**CASHEW NUTS, IN SHELL, FRESH OR DRIED**				
05773	EAST TIMOR	0	0	665	441
	SUB TOTAL	**0**	**0**	**665**	**441 ***
0801320000	**CASHEW NUTS, SHELLED, FRESH OR DRIED**				
05773	CHINA	13 064	76 423	0	0
	THAILAND	0	0	227	1 134
	VIET NAM	650 557	4 033 756	1 289 762	7 741 436
	INDIA	0	0	3	154
	SUB TOTAL	**663 621**	**4 110 179**	**1 289 992**	**7 742 724 ***

http://www.bps.go.id

HS / SITC	COMMODITY DESCRIPTION / COUNTRY OF ORIGIN	JANUARY - DECEMBER 2015		JANUARY - DECEMBER 2016	
		NET WEIGHT (KG)	CIF VALUE (US$)	NET WEIGHT (KG)	CIF VALUE (US$)
0802110000	**ALMONDS, IN SHELL, FRESH OR DRIED**				
05774	CHINA	58 140	326 747	0	0
	UNITED ARAB EMIRATES	0	0	1 600	6 880
	UNITED STATES	0	0	6 805	53 952
	SPAIN	0	0	31	539
	SUB TOTAL	**58 140**	**326 747**	**8 436**	**61 371 ***
0802120000	**ALMONDS, SHELLED, FRESH OR DRIED**				
05774	JAPAN	100	1 487	0	0
	CHINA	0	0	931	1 516
	MALAYSIA	26 320	18 269	43 078	86 093
	VIET NAM	0	0	21	92
	AUSTRALIA	9 466	70 561	285 467	2 585 535
	UNITED STATES	1 012 913	9 805 125	1 145 631	10 302 828
	FRANCE	22 413	111 486	3 404	16 357
	SPAIN	0	0	32	614
	SUB TOTAL	**1 071 212**	**10 006 928**	**1 478 564**	**12 993 035 ***
0802210000	**HAZELNUT/FILBERTS, IN SHELL, FRESH ORDRIED**				
05775	TURKEY	1	1	0	0
	ITALY	0	0	2	27
	SUB TOTAL	**1**	**1**	**2**	**27 ***
0802220000	**HAZELNUT/FILBERTS, SHELLED, FRESH/DRIED**				
05775	TURKEY	8 897	64 257	22 368	168 183
	UNITED STATES	5 502	9 102	9 643	13 180
	SUB TOTAL	**14 399**	**73 359**	**32 011**	**181 363 ***
0802320000	**WALNUTS, SHELLED, FRESH OR DRIED**				
05776	CHINA	35 651	384 695	39 499	269 621
	AUSTRALIA	4 507	26 477	2 384	21 333
	UNITED STATES	11 340	117 650	34 372	253 290
	SUB TOTAL	**51 498**	**528 822**	**76 255**	**544 244 ***
0802410000	**CHESTNUTS (CASTANEA SPP.), IN SHELL,FRESH OR DRIED**				
05777	KOREA, REPUBLIC OF	47 341	158 286	3 405	11 497
	CHINA	89 043	119 075	87 072	127 610
	SUB TOTAL	**136 384**	**277 361**	**90 477**	**139 107 ***
0802420000	**CHESTNUTS (CASTANEA SPP.), SHELLED,FRESH OR DRIED**				
05777	CHINA	1 068	1 538	5 923	9 225
	SINGAPORE	498	627	0	0
	FRANCE	645	4 206	70	461
	SUB TOTAL	**2 211**	**6 371**	**5 993**	**9 686 ***
0802510000	**PICTACHIOS, IN SHELL, FRESH OR DRIED**				
05778	CHINA	44 000	30 800	0	0
	MALAYSIA	0	0	2 000	1 400
	IRAN (ISLAMIC REPUBLIC OF)	22 780	15 946	498	8 259
	AUSTRALIA	1 229	5 894	740	19 525
	SUB TOTAL	**68 009**	**52 640**	**3 238**	**29 184 ***
0802520000	**PICTACHIOS, SHELLED, FRESH OR DRIED**				
05778	UNITED STATES	33 089	89 869	65 360	111 472
	SUB TOTAL	**33 089**	**89 869**	**65 360**	**111 472 ***
0802620000	**MACADAMIA NUTS, SHELLED, FRESH OR DRIED**				
05779	CHINA	0	0	178	804
	BANGLADESH	0	0	67	305
	AUSTRALIA	4 509	95 172	7 068	144 134
	SUB TOTAL	**4 509**	**95 172**	**7 313**	**145 243 ***

http://www.bps.go.id

HS / SITC	COMMODITY DESCRIPTION / COUNTRY OF ORIGIN	JANUARY - DECEMBER 2015		JANUARY - DECEMBER 2016	
		NET WEIGHT (KG)	CIF VALUE (US$)	NET WEIGHT (KG)	CIF VALUE (US$)
0802800000	**ARECA NUTS, WHETHER/NOT SHELLED/PEELED,FRESH OR DRIED**				
05779	CHINA	0	0	10	198
	SINGAPORE	0	0	17 000	15 720
	INDIA	6 030	4 688	3 000	16 500
	INDONESIA	4 578	10 987	0	0
	SUB TOTAL	**10 608**	**15 675**	**20 010**	**32 418 ***
0802900000	**OTHER NUTS, WHETHER/NOT SHELLED/PEELED,FRESH OR DRIED**				
05779	CHINA	92 500	94 259	41 699	115 040
	SINGAPORE	20 412	25 210	45 206	39 395
	TURKEY	0	0	223	1 007
	AUSTRALIA	4 864	28 850	740	16 018
	UNITED STATES	42 184	41 130	14 179	13 002
	SUB TOTAL	**159 960**	**189 449**	**102 047**	**184 462 ***
0804100000	**DATES, FRESH OR DRIED**				
05796	CHINA	62 180	46 265	28 973	19 915
	MALAYSIA	0	0	30 994	38 330
	INDIA	11 357	13 628	0	0
	IRAQ	199 990	161 992	0	0
	IRAN (ISLAMIC REPUBLIC OF)	3 855 133	3 654 646	2 665 876	2 534 069
	SAUDI ARABIA	218 426	266 286	143 303	149 304
	JORDAN	7 050	5 711	9 272	17 798
	PALESTINA	17 760	163 682	28 350	281 220
	TURKEY	18 000	5 400	0	0
	UNITED ARAB EMIRATES	5 709 549	5 926 003	8 372 439	8 828 440
	EGYPT	7 130 975	6 764 458	8 016 510	7 240 963
	TUNISIA	3 564 079	10 887 219	3 630 952	11 292 256
	ALGERIA	66 800	187 680	35 200	51 505
	SOUTH AFRICA	0	0	103	463
	UNITED STATES	191 558	1 644 686	266 540	2 474 829
	SUB TOTAL	**21 052 857**	**29 727 656**	**23 228 512**	**32 929 092 ***
0804200000	**FIGS, FRESH OR DRIED**				
05760	TURKEY	9 780	41 978	14 188	69 542
	AUSTRALIA	0	0	3 593	25 228
	SUB TOTAL	**9 780**	**41 978**	**17 781**	**94 770 ***
0804400000	**AVOCADOS, FRESH OR DRIED**				
05797	PHILIPPINES	792	5 027	0	0
	AUSTRALIA	5 609	20 715	4 524	18 266
	UNITED STATES	1 000	4 005	4 501	16 742
	SUB TOTAL	**7 401**	**29 747**	**9 025**	**35 008 ***
0804501000	**GUAVAS, FRESH OR DRIED**				
05797	THAILAND	990	2 467	3 726	9 480
	UNITED STATES	0	0	898	4 682
	SUB TOTAL	**990**	**2 467**	**4 624**	**14 162 ***
0804502000	**MANGOES, FRESH OR DRIED**				
05797	PAKISTAN	0	0	29	145
	SRI LANKA	0	0	32	135
	SUB TOTAL	**0**	**0**	**61**	**280 ***
0805101000	**ORANGES, FRESH**				
05711	CHINA	2 413 290	2 541 671	379 212	402 163
	TURKEY	0	0	192 000	192 480
	EGYPT	4 249 490	3 178 416	3 360 900	2 667 174
	SOUTH AFRICA	1 998 692	1 671 064	2 900 876	3 224 947
	AUSTRALIA	2 776 582	2 914 206	3 949 778	4 882 918
	UNITED STATES	2 577 570	6 504 380	1 406 902	3 734 773
	SPAIN	20 384	26 499	21 840	28 392
	SUB TOTAL	**14 036 008**	**16 836 236**	**12 211 508**	**15 132 847 ***

http://www.bps.go.id

HS / SITC	COMMODITY DESCRIPTION / COUNTRY OF ORIGIN	JANUARY - DECEMBER 2015		JANUARY - DECEMBER 2016	
		NET WEIGHT (KG)	CIF VALUE (US$)	NET WEIGHT (KG)	CIF VALUE (US$)
0805200000	**MANDARIN,CLEMENTINES,WILKINGS&SIMILARCITRUS HYBRIDS, FRESH/DRIED**				
05712	KOREA, REPUBLIC OF	1 000	2 380	1 800	11 341
	TAIWAN	119 515	162 624	0	0
	CHINA	56 475 256	74 308 953	15 387 676	21 345 965
	PAKISTAN	20 270 958	23 025 688	17 308 965	20 440 955
	EGYPT	19 200	31 260	80 000	128 000
	SOUTH AFRICA	0	0	43 264	41 534
	AUSTRALIA	3 287 776	4 071 127	3 036 567	4 306 342
	UNITED STATES	153 896	185 167	228 904	279 295
	ARGENTINA	1 937 175	2 213 576	3 330 240	4 461 853
	SPAIN	48 310	68 880	143 590	303 751
	SUB TOTAL	**82 313 086**	**104 069 655**	**39 561 006**	**51 319 036 ***
0805400000	**GRAPEFRUIT, INCLUDING POMELOS, FRESH ORDRIED**				
05722	THAILAND	0	0	22 349	24 583
	MALAYSIA	43 780	54 415	7 790	14 961
	TURKEY	0	0	2 730	3 112
	SOUTH AFRICA	8 700	19 488	0	0
	AUSTRALIA	7 826	8 160	0	0
	UNITED STATES	1 269	3 402	2 992	3 590
	SUB TOTAL	**61 575**	**85 465**	**35 861**	**46 246 ***
0805500000	**LEMONS AND LIMES, FRESH OR DRIED**				
05721	CHINA	969 110	1 172 722	3 268 697	4 130 124
	TURKEY	2 695 247	2 802 368	4 345 017	5 021 648
	EGYPT	309 900	364 962	240 000	283 968
	SOUTH AFRICA	2 688 183	3 185 439	1 761 960	2 298 675
	AUSTRALIA	1 365 416	6 582 402	2 418 402	11 799 625
	NEW ZEALAND	43 362	225 913	67 473	351 534
	UNITED STATES	1 126 095	4 678 290	918 711	3 982 440
	ARGENTINA	300 714	356 973	975 780	1 485 915
	SPAIN	231 344	240 597	69 840	72 634
	SUB TOTAL	**9 729 371**	**19 609 666**	**14 065 880**	**29 426 563 ***
0806100000	**GRAPES, FRESH**				
05751	KOREA, REPUBLIC OF	10 001	26 823	31 242	81 544
	CHINA	10 700 926	25 935 741	20 448 050	49 851 910
	INDIA	30 600	70 116	12 792	33 540
	EGYPT	143 916	318 668	765	1 628
	SOUTH AFRICA	383 551	917 439	185 368	473 494
	AUSTRALIA	12 549 345	38 799 552	16 905 261	54 223 360
	UNITED STATES	13 099 938	44 670 849	13 869 045	52 835 523
	MEXICO	222 818	477 983	0	0
	CHILE	3 130 208	7 537 185	4 346 987	10 373 394
	ARGENTINA	53 973	171 630	15 300	34 425
	PERU	5 155 787	20 510 333	7 390 445	29 027 504
	SPAIN	0	0	16 008	63 552
	SUB TOTAL	**45 481 063**	**139 436 319**	**63 221 263**	**196 999 874 ***
0806200000	**GRAPES, DRIED**				
05752	CHINA	72 500	134 126	132 941	63 960
	MALAYSIA	38 140	26 261	51 993	23 980
	INDIA	202 143	317 656	264 321	363 772
	AFGHANISTAN	161 998	248 283	18 000	30 600
	IRAN (ISLAMIC REPUBLIC OF)	287 636	518 407	193 260	353 570
	TURKEY	3 761	12 037	25 000	57 730
	UNITED ARAB EMIRATES	37 000	71 965	44 000	82 750
	SOUTH AFRICA	54 858	113 004	39 584	55 591
	AUSTRALIA	0	0	2 400	7 745
	UNITED STATES	1 122 803	2 569 693	1 679 631	3 232 230
	CHILE	61 562	191 952	0	0
	GREECE	355 449	614 084	155 000	301 246
	UZBEKISTAN	22 460	42 449	0	0
	SUB TOTAL	**2 420 310**	**4 859 917**	**2 606 130**	**4 573 174 ***
0807110000	**WATERMELONS, FRESH**				
05791	MALAYSIA	30 053	7 009	95 829	36 705
	SUB TOTAL	**30 053**	**7 009**	**95 829**	**36 705 ***

http://www.bps.go.id

HS / SITC	COMMODITY DESCRIPTION / COUNTRY OF ORIGIN	JANUARY - DECEMBER 2015		JANUARY - DECEMBER 2016	
		NET WEIGHT (KG)	CIF VALUE (US$)	NET WEIGHT (KG)	CIF VALUE (US$)
0808100000	**APPLES, FRESH**				
05740	JAPAN	29 243	156 353	23 336	164 986
	KOREA, REPUBLIC OF	18 874	32 042	76 420	90 028
	CHINA	56 404 361	93 741 269	89 964 319	176 477 136
	SOUTH AFRICA	462 516	523 875	1 251 980	2 194 749
	AUSTRALIA	208 125	771 022	561 072	2 344 654
	NEW ZEALAND	3 840 366	7 728 892	9 377 425	20 310 399
	UNITED STATES	22 460 726	35 007 253	38 438 539	61 591 350
	CHILE	39 514	60 366	0	0
	FRANCE	423 142	709 544	0	0
	BELGIUM	18 728	28 092	54 011	81 017
	ITALY	159 642	253 162	41 920	61 622
	UKRAINE	0	0	136 777	213 764
	SUB TOTAL	**84 065 237**	**139 011 870**	**139 925 799**	**263 529 705 ***
0808300000	**PEARS, FRESH**				
05792	JAPAN	0	0	10 127	13 930
	KOREA, REPUBLIC OF	208 054	588 197	1 216 319	3 296 095
	TAIWAN	11 800	12 390	0	0
	CHINA	88 144 148	77 516 986	83 493 676	84 938 825
	MALAYSIA	0	0	383 999	284 548
	SOUTH AFRICA	4 085 328	5 014 840	7 853 618	10 699 909
	AUSTRALIA	9 522 106	12 279 485	4 289 642	7 637 195
	NEW ZEALAND	0	0	714	1 321
	UNITED STATES	178 707	269 011	240 178	376 822
	CHILE	0	0	65 846	82 680
	ARGENTINA	987 728	1 286 903	2 099 292	3 036 226
	BELGIUM	1 644	5 749	0	0
	ITALY	0	0	180	252
	SUB TOTAL	**103 139 515**	**96 973 561**	**99 653 591**	**110 367 803 ***
0808400000	**QUINCES, FRESH**				
05792	CHINA	0	0	19 395	11 830
	SUB TOTAL	**0**	**0**	**19 395**	**11 830 ***
0809100000	**APRICOTS, FRESH**				
05793	CHINA	0	0	2 000	3 000
	TURKEY	15 375	93 657	0	0
	AUSTRALIA	0	0	125	201
	UNITED STATES	0	0	162	448
	SUB TOTAL	**15 375**	**93 657**	**2 287**	**3 649 ***
0809210000	**SOUR CHERRIES (PRUNUS CERASUS), FRESH**				
05793	AUSTRALIA	560	1 948	0	0
	UNITED STATES	504	1 393	0	0
	SUB TOTAL	**1 064**	**3 341**	**0**	**0 ***
0809290000	**OTH CHERRIES, FRESH**				
05793	INDIA	900	2 804	0	0
	IRAN (ISLAMIC REPUBLIC OF)	69	330	0	0
	AUSTRALIA	1 948	2 961	15 260	32 664
	NEW ZEALAND	1 319	3 000	890	2 236
	UNITED STATES	380	988	2 494	5 499
	FRANCE	2 409	14 533	214	1 415
	ITALY	0	0	12 768	63 896
	SUB TOTAL	**7 025**	**24 616**	**31 626**	**105 710 ***
0809300000	**PEACHES, INCLUDING NECTARINES, FRESH**				
05793	JAPAN	165	2 312	0	0
	KOREA, REPUBLIC OF	2 940	16 110	2 088	12 477
	CHINA	6 382	4 426	0	0
	AUSTRALIA	62 629	122 385	141 203	300 012
	UNITED STATES	151 645	382 735	3 484	10 483
	ITALY	8	58	0	0
	SUB TOTAL	**223 769**	**528 026**	**146 775**	**322 972 ***

http://www.bps.go.id

HS / SITC	COMMODITY DESCRIPTION / COUNTRY OF ORIGIN	JANUARY - DECEMBER 2015		JANUARY - DECEMBER 2016	
		NET WEIGHT (KG)	CIF VALUE (US$)	NET WEIGHT (KG)	CIF VALUE (US$)
0809401000	**PLUMS, FRESH**				
05793	CHINA	7 740	7 735	0	0
	SOUTH AFRICA	38 597	47 732	0	0
	AUSTRALIA	57 136	154 257	145 823	578 365
	UNITED STATES	27 757	76 404	35 919	99 620
	FRANCE	76	457	16	109
	SUB TOTAL	**131 306**	**286 585**	**181 758**	**678 094 ***
0810100000	**STRAWBERRIES, FRESH**				
05794	KOREA, REPUBLIC OF	275	953	5 127	17 077
	EGYPT	70	160	0	0
	AUSTRALIA	454	1 577	0	0
	NEW ZEALAND	0	0	489	1 473
	UNITED STATES	20 776	127 576	59 640	458 011
	FRANCE	2 555	16 042	446	2 951
	SUB TOTAL	**24 130**	**146 308**	**65 702**	**479 512 ***
0810200000	**RASPBERRIES, BLACKBERRIES, MULBERRIES,LOGANBERRIES, FRESH**				
05794	AUSTRALIA	7 060	24 060	0	0
	UNITED STATES	6 929	22 599	140	793
	FRANCE	10 602	66 198	2 196	14 554
	SUB TOTAL	**24 591**	**112 857**	**2 336**	**15 347 ***
0810300000	**BLACK, WHITE OR RED CURRANTS ANDGOOSEBERRIES,FRESH**				
05798	TURKEY	0	0	100	555
	AUSTRALIA	1 139	4 113	1 130	2 936
	UNITED STATES	0	0	1 806	5 429
	SUB TOTAL	**1 139**	**4 113**	**3 036**	**8 920 ***
0810400000	**CRANBERRIES, BILBERRIES & OTHER FRUITSOF THE GENUS VACCINIUM, FRESH**				
05794	JAPAN	3 600	27 135	0	0
	CHINA	23 999	168 000	0	0
	AUSTRALIA	0	0	1 200	10 364
	UNITED STATES	4 123	33 543	3 280	25 868
	CHILE	0	0	2 448	18 452
	NETHERLANDS	0	0	2 875	37 871
	FRANCE	28 402	182 159	4 795	31 785
	SPAIN	2 938	22 142	1 800	23 969
	SUB TOTAL	**63 062**	**432 979**	**16 398**	**148 309 ***
0810500000	**KIWI FRUIT, FRESH**				
05798	CHINA	71 163	154 298	119 561	295 686
	NEW ZEALAND	2 709 537	7 844 151	3 276 249	8 350 676
	CHILE	360 000	673 200	472 140	882 904
	FRANCE	69 300	139 062	115 500	241 395
	ITALY	804 742	1 678 637	663 390	1 381 856
	GREECE	127 520	293 296	257 520	581 129
	SUB TOTAL	**4 142 262**	**10 782 644**	**4 904 360**	**11 733 646 ***
0810600000	**DURIANS, FRESH**				
05798	THAILAND	5 977 445	9 277 274	1 839 424	3 440 033
	MALAYSIA	25 140	38 967	47 672	335 190
	SUB TOTAL	**6 002 585**	**9 316 241**	**1 887 096**	**3 775 223 ***
0810700000	**PERSIMMONS, FRESH**				
05798	KOREA, REPUBLIC OF	47 871	92 857	62 060	123 480
	CHINA	13 333	19 093	0	0
	NEW ZEALAND	7 620	46 518	6 624	51 005
	SUB TOTAL	**68 824**	**158 468**	**68 684**	**174 485 ***
0810901000	**LONGANS (INCLUDING MATA KUCING), FRESH**				
05798	CHINA	79 005	94 806	25 392	33 771
	THAILAND	44 916 329	60 289 559	56 894 446	79 249 333
	SUB TOTAL	**44 995 334**	**60 384 365**	**56 919 838**	**79 283 104 ***

http://www.bps.go.id

HS / SITC	COMMODITY DESCRIPTION / COUNTRY OF ORIGIN	JANUARY - DECEMBER 2015		JANUARY - DECEMBER 2016	
		NET WEIGHT (KG)	CIF VALUE (US$)	NET WEIGHT (KG)	CIF VALUE (US$)
0810902000	**LYCHEES, FRESH**				
05798	CHINA	156 808	177 947	0	0
	THAILAND	111 520	106 473	368 740	460 384
	VIET NAM	23 450	28 140	0	0
	SUB TOTAL	**291 778**	**312 560**	**368 740**	**460 384 ***
0810903000	**RAMBUTAN, FRESH**				
05798	THAILAND	1 544	2 798	918	1 648
	SUB TOTAL	**1 544**	**2 798**	**918**	**1 648 ***
0810904000	**LANGSAT, STARFRUIT, FRESH**				
05798	MALAYSIA	0	0	888 000	223 170
	SUB TOTAL	**0**	**0**	**888 000**	**223 170 ***
0810905000	**JACKFRUITS (CEMPEDAK AND NANGKA), FRESH**				
05798	MALAYSIA	3 414	1 238	34 571	13 116
	SUB TOTAL	**3 414**	**1 238**	**34 571**	**13 116 ***
0810906000	**TAMARINDS, FRESH**				
05798	THAILAND	959 750	1 889 241	148 470	295 507
	MALAYSIA	0	0	5 234	3 266
	MYANMAR	49 800	26 145	0	0
	EAST TIMOR	19 000	1 260	3 200	354
	SUB TOTAL	**1 028 550**	**1 916 646**	**156 904**	**299 127 ***
0810909200	**DRAGON FRUIT, FRESH**				
05798	CHINA	144 538	179 899	1 276 538	1 659 499
	THAILAND	0	0	36 000	40 120
	SINGAPORE	3 960	9 285	4 428	16 023
	MALAYSIA	39 379	95 297	24 959	18 769
	VIET NAM	9 691 163	8 671 443	8 901 052	8 673 707
	NEW ZEALAND	0	0	18 990	21 100
	UNITED STATES	0	0	18 000	15 480
	COLOMBIA	640	1 140	0	0
	ECUADOR	2 984	7 945	1 350	6 889
	SUB TOTAL	**9 882 664**	**8 965 009**	**10 281 317**	**10 451 587 ***
0810909900	**OTHER FRUIT, FRESH**				
05798	JAPAN	6 408	68 145	8 410	93 772
	KOREA, REPUBLIC OF	17 972	52 911	47 565	143 906
	TAIWAN	546	1 310	9 939	35 624
	CHINA	189 345	225 742	271 326	446 968
	THAILAND	81 518	202 440	361 780	860 758
	SINGAPORE	4 254	14 757	19 556	67 522
	PHILIPPINES	767	3 590	2 722	12 488
	MALAYSIA	14 557	40 439	38 560	119 048
	VIET NAM	0	0	3 502	12 797
	INDIA	10 101	30 808	30 038	85 309
	IRAN (ISLAMIC REPUBLIC OF)	884	2 380	0	0
	TURKEY	35 812	45 474	171 939	271 600
	EGYPT	157 171	293 702	193 106	381 391
	SOUTH AFRICA	1 480	1 675	93 480	183 518
	AUSTRALIA	41 839	123 248	2 143 385	3 729 865
	NEW ZEALAND	5 256	20 929	35 862	102 737
	UNITED STATES	61 728	170 790	399 952	1 136 980
	CANADA	2 208	6 083	12 208	31 365
	MEXICO	0	0	630	2 447
	CHILE	2 348	6 524	1 614	4 559
	ARGENTINA	1 368	1 170	13 720	26 891
	COLOMBIA	400	917	3 462	7 599
	ECUADOR	5 002	11 018	23 156	56 195
	PERU	33 551	55 025	43 292	138 789
	NETHERLANDS	0	0	5 266	22 498
	FRANCE	10 602	63 465	60	400
	BELGIUM	382	1 042	484	2 152
	ITALY	6	94	0	0

http://www.bps.go.id

HS / SITC	COMMODITY DESCRIPTION / COUNTRY OF ORIGIN	JANUARY - DECEMBER 2015		JANUARY - DECEMBER 2016	
		NET WEIGHT (KG)	CIF VALUE (US$)	NET WEIGHT (KG)	CIF VALUE (US$)
	SPAIN	42 952	70 567	45 889	88 370
	SUB TOTAL	**728 457**	**1 514 245**	**3 980 903**	**8 065 548 ***
0811100000	**STRAWBERRIES, UNCOOKED/STEAMED/BOILED,FROZEN, WHETHER/NOT ADDED SUGAR/SWEET**				
05831	KOREA, REPUBLIC OF	0	0	22 000	57 367
	CHINA	743 376	1 446 081	630 031	1 175 616
	AUSTRALIA	0	0	6 079	31 519
	UNITED STATES	0	0	44 558	111 102
	FRANCE	2 310	8 468	320	1 341
	SUB TOTAL	**745 686**	**1 454 549**	**702 988**	**1 376 945 ***
0811200000	**RASPBERRIES,BLACKBERRIES,MULBERRIES,LOGANBERRIES,CURRANTS,GOOSEBERRIES,FRZN**				
05832	CHINA	2 070	11 937	2 744	6 890
	AUSTRALIA	16 226	67 819	20 094	99 570
	NEW ZEALAND	6 990	32 853	0	0
	UNITED STATES	172	210	525	951
	CANADA	4 623	16 031	4 832	19 519
	CHILE	15 120	82 773	0	0
	FRANCE	10 880	56 443	850	3 759
	SUB TOTAL	**56 081**	**268 066**	**29 045**	**130 689 ***
0811900000	**OTHER FRUIT&NUTS,UNCOOKED/STEAMED/BOILED,FROZEN, WHETHER/NOT ADDED SUGAR/SWEET**				
05839	JAPAN	67	735	0	0
	KOREA, REPUBLIC OF	0	0	15 620	44 868
	CHINA	63 474	300 128	65 235	335 566
	THAILAND	17 896	125 460	36 601	155 661
	SINGAPORE	0	0	70	861
	MALAYSIA	1 071	905	14 227	236 059
	INDONESIA	0	0	2 550	10 677
	AUSTRALIA	19 964	84 534	45 832	185 684
	UNITED STATES	0	0	5 842	28 240
	CANADA	20 686	75 210	39 815	142 484
	CHILE	49 032	127 483	0	0
	FRANCE	15 490	84 015	1 180	5 303
	GERMANY, FED. REP. OF	0	0	3	1
	SUB TOTAL	**187 680**	**798 470**	**226 975**	**1 145 404 ***
0812100000	**CHERRIES, PROVISIONALLY PRESERVED,NOT FOR IMMEDIATE CONSUMPTION**				
05821	UNITED STATES	5 600	24 186	505	1 461
	FRANCE	8 279	31 658	25 311	82 465
	ITALY	0	0	638	5 431
	SUB TOTAL	**13 879**	**55 844**	**26 454**	**89 357 ***
0812901000	**STRAWBERRIES,PROVISIONALLY PRESERVED,NOT FOR IMMEDIATE CONSUMPTION**				
05821	THAILAND	51	2 032	276	8 802
	SUB TOTAL	**51**	**2 032**	**276**	**8 802 ***
0812909000	**OTH FRUIT&NUTS,PROVISIONALLY PRESERVED,NOT FOR IMMEDIATE CONSUMPTION**				
05821	UNITED ARAB EMIRATES	0	0	30	610
	FRANCE	45 787	131 844	42 352	136 235
	SUB TOTAL	**45 787**	**131 844**	**42 382**	**136 845 ***
0813100000	**APRICOTS, DRIED**				
05799	JORDAN	0	0	133	602
	TURKEY	10 354	49 473	21 063	91 981
	AUSTRALIA	923	3 314	1 110	7 009
	SUB TOTAL	**11 277**	**52 787**	**22 306**	**99 592 ***
0813200000	**PRUNES, DRIED**				
05799	CHINA	0	0	120	277
	UNITED STATES	48 720	117 852	106 242	185 829
	ARGENTINA	0	0	47	212
	SUB TOTAL	**48 720**	**117 852**	**106 409**	**186 318 ***

http://www.bps.go.id

HS / SITC	COMMODITY DESCRIPTION / COUNTRY OF ORIGIN	JANUARY - DECEMBER 2015		JANUARY - DECEMBER 2016	
		NET WEIGHT (KG)	CIF VALUE (US$)	NET WEIGHT (KG)	CIF VALUE (US$)
0813300000	**APPLES, DRIED**				
05799	CHINA	0	0	21 488	22 408
	AUSTRALIA	340	1 647	200	1 354
	SUB TOTAL	**340**	**1 647**	**21 688**	**23 762 ***
0813401000	**LONGANS, DRIED**				
05799	CHINA	7 678	9 805	14 267	17 686
	THAILAND	174	101	192	125
	MALAYSIA	1 605	1 357	0	0
	SUB TOTAL	**9 457**	**11 263**	**14 459**	**17 811 ***
0813402000	**TAMARINDS, DRIED**				
05799	CHINA	0	0	18 650	7 460
	THAILAND	47 690	93 401	72 700	116 876
	MYANMAR	250 000	125 000	0	0
	INDIA	0	0	247 000	140 600
	INDONESIA	0	0	51 000	34 170
	SUB TOTAL	**297 690**	**218 401**	**389 350**	**299 106 ***
0813409000	**OTHER FRUIT,OTH THAN HEADING 08.01 TO08.06, DRIED**				
05799	CHINA	35 518	55 110	67 284	70 242
	INDIA	43 575	36 472	135 030	113 020
	TURKEY	0	0	2 022	12 567
	AUSTRALIA	3 581	15 576	842	5 186
	UNITED STATES	38 426	143 561	75 744	304 131
	CANADA	0	0	907	11 247
	GERMANY, FED. REP. OF	22 500	96 970	0	0
	GREECE	0	0	7 500	31 528
	SUB TOTAL	**143 600**	**347 689**	**289 329**	**547 921 ***
0813502000	**MIXTURE OF NUTS/DRIED FRUITS OF WHICHOTH NUTS PREDOMINATE BY WEIGHT**				
05799	JAPAN	1	1	0	0
	MALAYSIA	311 106	324 961	11 373	5 481
	SUB TOTAL	**311 107**	**324 962**	**11 373**	**5 481 ***
0813503000	**MIXTURE OF NUTS/DRIED FRUITS OF WHICHDATES PREDOMINATE BY WEIGHT**				
05799	CHINA	253	147	0	0
	MALAYSIA	0	0	1 298	1 034
	INDIA	0	0	200	690
	IRAN (ISLAMIC REPUBLIC OF)	860	500	8 000	8 037
	AUSTRALIA	2 485	7 135	4 320	8 718
	SUB TOTAL	**3 598**	**7 782**	**13 818**	**18 479 ***
0813509000	**OTH MIXTURES OF NUTS OR DRIED FRUITS**				
05799	CHINA	192	3 206	0	0
	SPAIN	0	0	37	912
	SUB TOTAL	**192**	**3 206**	**37**	**912 ***
0814000000	**PEEL OF CITRUS FRUIT/MELONS,WATERMELONS,FRESH,FRZN,DRIED/PROVISIONALLY PRESERVED**				
05822	JAPAN	10	980	30	2 923
	CHINA	0	0	2 124	2 029
	UNITED STATES	13	1 380	0	0
	SUB TOTAL	**23**	**2 360**	**2 154**	**4 952 ***
0901111000	**ARABICA WIB/ROBUSTA OIB, NOT ROASTED,NOT DECAFFEINATED**				
07111	CHINA	90 000	110 040	0	0
	PAPUA NEW GUINEA	59 999	114 000	179 510	201 408
	THAILAND	76 000	279 099	0	0
	SINGAPORE	5 700	30 231	0	0
	MALAYSIA	0	0	18 600	29 461
	VIET NAM	8 112 958	15 157 675	19 072 033	31 028 106
	INDIA	19 200	83 840	96 000	215 241
	INDONESIA	130 030	408 507	361 558	1 184 302
	ETHIOPIA	900	6 526	570	2 937
	TANZANIA, UNITED REP. OF	71 760	139 024	37 200	67 480

http://www.bps.go.id

HS / SITC	COMMODITY DESCRIPTION / COUNTRY OF ORIGIN	JANUARY - DECEMBER 2015		JANUARY - DECEMBER 2016	
		NET WEIGHT (KG)	CIF VALUE (US$)	NET WEIGHT (KG)	CIF VALUE (US$)
	KENYA	0	0	120	1 628
	UGANDA	53 999	98 550	0	0
	EAST TIMOR	31 020	108 570	430 040	679 960
	UNITED STATES	37 429	180 980	36 574	174 512
	BRAZIL	3 018 257	10 171 739	3 362 905	10 046 828
	COLOMBIA	30 474	144 870	39 145	149 494
	PERU	0	0	69	465
	GERMANY, FED. REP. OF	2 690	239 337	0	0
	SUB TOTAL	**11 740 416**	**27 272 988**	**23 634 324**	**43 781 822 ***
0901119000	**COFFEE OTH THAN ARABICA WIB/ROBUSTA OIB,NOT ROASTED,NOT DECAFFEINATED**				
07111	SINGAPORE	0	0	702	5 100
	INDIA	1 500	3 984	0	0
	AUSTRALIA	0	0	1	102
	EAST TIMOR	293 070	87 501	1 022 079	366 549
	UNITED STATES	0	0	1 605	18 870
	PANAMA	120	2 639	0	0
	GERMANY, FED. REP. OF	710	68 160	0	0
	SUB TOTAL	**295 400**	**162 284**	**1 024 387**	**390 621 ***
0901129000	**COFFEE OTH THAN ARABICA WIB/ROBUSTA OIB,NOT ROASTED, DECAFFEINATED**				
07112	TAIWAN	11	3 395	0	0
	SINGAPORE	74	377	0	0
	MALAYSIA	7	570	0	0
	UNITED STATES	0	0	11	363
	SUB TOTAL	**92**	**4 342**	**11**	**363 ***
0901211000	**COFFEE, ROASTED, NOT DECAFFEINATED,UNGROUND**				
07120	KOREA, REPUBLIC OF	700	28 562	0	0
	TAIWAN	0	0	107	1 577
	SINGAPORE	189	1 668	0	0
	MALAYSIA	163 984	1 581 443	225 358	1 949 374
	VIET NAM	3 024	42 811	0	0
	INDONESIA	210	2 390	0	0
	AUSTRALIA	960	12 700	4 325	57 219
	UNITED STATES	124 583	783 628	153 408	1 030 989
	FRANCE	246	6 305	548	11 731
	GERMANY, FED. REP. OF	0	0	67	1 612
	DENMARK	0	0	5	191
	ITALY	47 956	662 823	24 270	191 024
	SUB TOTAL	**341 852**	**3 122 330**	**408 088**	**3 243 717 ***
0901212000	**COFFEE, ROASTED, NOT DECAFFEINATED,GROUND**				
07120	JAPAN	420	3 465	228	10 641
	TAIWAN	0	0	23	3 463
	CHINA	51	682	0	0
	THAILAND	0	0	40	442
	SINGAPORE	2 442	21 736	1	683
	MALAYSIA	63 591	641 057	88 944	821 586
	VIET NAM	108	3 170	0	0
	AUSTRALIA	540	7 941	22	208
	UNITED STATES	18	812	211	935
	GUATEMALA	62	1 286	0	0
	UNITED KINGDOM	815	7 597	127	2 612
	FRANCE	2 764	73 306	2 878	64 012
	GERMANY, FED. REP. OF	0	0	91	2 199
	NORWAY	0	0	1	32
	ITALY	7 548	95 514	4 520	53 949
	SUB TOTAL	**78 359**	**856 566**	**97 086**	**960 762 ***
0901221000	**COFFEE, ROASTED, DECAFFEINATED,UNGROUND**				
07120	HONG KONG	325	2 888	0	0
	AUSTRALIA	3 481	34 784	4 098	40 594
	SWITZERLAND	465	12 999	0	0
	ITALY	0	0	1 740	18 496
	SUB TOTAL	**4 271**	**50 671**	**5 838**	**59 090 ***

http://www.bps.go.id

HS / SITC	COMMODITY DESCRIPTION / COUNTRY OF ORIGIN	JANUARY - DECEMBER 2015		JANUARY - DECEMBER 2016	
		NET WEIGHT (KG)	CIF VALUE (US$)	NET WEIGHT (KG)	CIF VALUE (US$)
0901222000	**COFFEE, ROASTED, DECAFFEINATED, GROUND**				
07120	THAILAND	0	0	493	8 470
	TURKEY	0	0	53	679
	NEW ZEALAND	2	18	0	0
	UNITED STATES	6	288	837	3 913
	UNITED KINGDOM	188	1 345	0	0
	NETHERLANDS	0	0	5	125
	AUSTRIA	0	0	6	477
	SWITZERLAND	0	0	650	16 771
	ITALY	1 074	19 458	375	5 168
	SUB TOTAL	**1 270**	**21 109**	**2 419**	**35 603 ***
0901902000	**COFFEE SUBSTITUTES CONTAINING COFFEE**				
07132	SINGAPORE	26	444	0	0
	AUSTRALIA	0	0	13	195
	UNITED STATES	15	655	24	1 132
	BELGIUM	12	524	0	0
	SUB TOTAL	**53**	**1 623**	**37**	**1 327 ***
0902101000	**GREEN TEA LEAVES (NOT FERMENTED), INPACKINGS _ 3 KG**				
07411	JAPAN	158	4 876	268	7 898
	CHINA	185	15 172	245	16 188
	THAILAND	2	40	0	0
	SINGAPORE	2 115	46 427	3 614	93 137
	VIET NAM	0	0	1	21
	SRI LANKA	1 478	21 410	891	29 677
	EGYPT	7	476	0	0
	SOUTH AFRICA	1	109	0	0
	PARAGUAY	2	199	0	0
	COSTA RICA	12	1 128	0	0
	CROATIA	12	1 270	0	0
	SUB TOTAL	**3 972**	**91 107**	**5 019**	**146 921 ***
0902109000	**GREEN TEA, OTH THAN LEAVES, (NOTFERMENTED), IN PACKING _ 3 KG**				
07411	JAPAN	27 621	158 908	18 573	157 748
	KOREA, REPUBLIC OF	0	0	25	198
	TAIWAN	320	16 952	132	420
	CHINA	120	3 703	887	5 006
	SINGAPORE	3	105	10	374
	VIET NAM	1	1	0	0
	INDIA	3	38	43	2 834
	SRI LANKA	4 719	110 823	8 188	188 220
	IRAN (ISLAMIC REPUBLIC OF)	1	36	0	0
	UNITED ARAB EMIRATES	0	0	14	194
	EGYPT	99	2 265	86	1 343
	KENYA	0	0	2	13
	SOUTH AFRICA	0	0	1	137
	MALAWI	0	0	1	2
	AUSTRALIA	250	554	366	634
	UNITED STATES	19 692	24 752	21 653	35 499
	ARGENTINA	0	0	2	15
	UNITED KINGDOM	292	6 754	577	8 377
	NETHERLANDS	0	0	12	315
	BELGIUM	22	234	0	0
	POLAND	0	0	497	23 203
	SUB TOTAL	**53 143**	**325 125**	**51 069**	**424 532 ***
0902201000	**GREEN TEA LEAVES (NOT FERMENTED),IN PACKING > 3 KG**				
07412	JAPAN	4 032	109 013	4 032	121 176
	TAIWAN	40 650	153 055	77 398	277 019
	CHINA	0	0	300	3 814
	THAILAND	0	0	5	141
	MALAYSIA	0	0	4	171
	VIET NAM	3 365 376	2 969 099	4 436 779	3 825 310
	SUB TOTAL	**3 410 058**	**3 231 167**	**4 518 518**	**4 227 631 ***
0902209000	**GREEN TEA, OTH THAN LEAVES (NOTFERMENTED), IN PACKING > 3 KG**				
07412	JAPAN	35 905	637 454	24 270	506 490

http://www.bps.go.id

HS / SITC	COMMODITY DESCRIPTION / COUNTRY OF ORIGIN	JANUARY - DECEMBER 2015		JANUARY - DECEMBER 2016	
		NET WEIGHT (KG)	CIF VALUE (US$)	NET WEIGHT (KG)	CIF VALUE (US$)
	TAIWAN	10 086	35 788	2 353	1 631
	CHINA	117 563	515 906	83 726	521 991
	MALAYSIA	4	13	10	8
	VIET NAM	995 720	1 322 889	2 454 745	2 274 397
	INDIA	9	24	63 549	217 061
	PAKISTAN	0	0	7	27
	SRI LANKA	0	0	2	5
	INDONESIA	16 186	8 093	0	0
	IRAN (ISLAMIC REPUBLIC OF)	1	36	0	0
	UNITED ARAB EMIRATES	509	8 676	1 049	23 761
	KENYA	0	0	4	3
	SOUTH AFRICA	3	5	2 016	8 280
	AUSTRALIA	0	0	2	113
	UNITED STATES	35 056	320 035	28 948	262 836
	CANADA	0	0	12 185	108 232
	ARGENTINA	1	10	3	16
	UNITED KINGDOM	0	0	19	315
	NETHERLANDS	0	0	1	4
	POLAND	1	7	1	3
	SUB TOTAL	**1 211 044**	**2 848 936**	**2 672 890**	**3 925 173 ***
0902301000	**BLACK TEA (FERMENTED) & PARTLY FERMENTED TEA, LEAVES, IN PACKING _ 3 KG**				
07413	TAIWAN	61 841	232 985	71 916	255 454
	CHINA	48	4 293	0	0
	SINGAPORE	1 740	44 382	5 033	127 208
	INDIA	7	600	0	0
	SRI LANKA	108	10 181	0	0
	PARAGUAY	3	290	0	0
	SUB TOTAL	**63 747**	**292 731**	**76 949**	**382 662 ***
0902309000	**BLACK TEA (FERMENTED) & PARTLY FERMENTED TEA,OTH THAN LEAVES, IN PACKING _ 3 KG**				
07413	JAPAN	996	17 510	0	0
	TAIWAN	5 879	21 239	165	164
	CHINA	3 230	136 988	276	16 062
	SINGAPORE	1 161	38 130	656	27 209
	VIET NAM	0	0	30	1 421
	INDIA	724	31 944	39	2 981
	SRI LANKA	36 016	990 991	31 687	754 330
	TURKEY	0	0	322	4 072
	UNITED ARAB EMIRATES	2 258	43 113	1 242	28 030
	EGYPT	166	7 456	10	177
	MOROCCO	260	11 955	0	0
	SOUTH AFRICA	30	447	0	0
	AUSTRALIA	375	4 881	315	2 222
	UNITED STATES	0	0	163	1 105
	CANADA	1	151	0	0
	UNITED KINGDOM	295	9 718	67	1 500
	FRANCE	388	10 284	500	8 742
	GERMANY, FED. REP. OF	1 117	22 096	379	7 458
	BELGIUM	0	0	540	25 310
	SPAIN	222	160	0	0
	POLAND	18 315	1 061 682	13 370	782 301
	CROATIA	297	12 324	0	0
	CZECH REPUBLIC	0	0	5	240
	SUB TOTAL	**71 730**	**2 421 069**	**49 766**	**1 663 324 ***
0902401000	**BLACK TEA (FERMENTED) & PARTLY FERMENTED TEA, LEAVES, IN PACKING > 3 KG,**				
07414	HONG KONG	0	0	12	229
	TAIWAN	25 000	30 500	0	0
	CHINA	72 000	82 080	75	359
	SINGAPORE	0	0	11	514
	VIET NAM	774 088	626 313	640 370	448 178
	INDIA	25 852	36 195	4	9
	IRAN (ISLAMIC REPUBLIC OF)	21 950	15 804	0	0
	TURKEY	12 000	22 800	0	0
	UNITED ARAB EMIRATES	1	7	1	1
	KENYA	0	0	14	98
	ARGENTINA	0	0	24 002	22 090
	UNITED KINGDOM	0	0	3	16

http://www.bps.go.id

HS / SITC	COMMODITY DESCRIPTION / COUNTRY OF ORIGIN	JANUARY - DECEMBER 2015		JANUARY - DECEMBER 2016	
		NET WEIGHT (KG)	CIF VALUE (US$)	NET WEIGHT (KG)	CIF VALUE (US$)
	NETHERLANDS	0	0	1	4
	SUB TOTAL	**930 891**	**813 699**	**664 493**	**471 498 ***
0902409000	**BLACK TEA (FERMENTED) & PARTLY PERMENTED TEA, OTH THAN LEAVES, IN PACKING > 3 KG**				
07414	TAIWAN	3 391	8 021	7 437	27 552
	CHINA	16 880	112 954	45 500	173 865
	PAPUA NEW GUINEA	0	0	39 600	22 176
	THAILAND	90	1 919	5 696	18 040
	SINGAPORE	43	2 823	6	237
	MALAYSIA	40 123	39 255	36 841	62 870
	VIET NAM	4 063 822	4 012 380	8 855 069	7 899 726
	INDIA	1 283 752	1 978 966	1 569 786	2 098 083
	SRI LANKA	398 084	1 484 421	431 199	1 521 544
	IRAN (ISLAMIC REPUBLIC OF)	982 159	680 500	0	0
	EGYPT	0	0	1 000	2 074
	TANZANIA, UNITED REP. OF	93 870	263 516	263 080	711 437
	KENYA	1 918 564	6 376 650	2 170 093	5 396 987
	SOUTH AFRICA	22 720	45 333	0	0
	MALAWI	56 080	95 572	11 600	25 869
	AUSTRALIA	0	0	35 600	34 532
	UNITED STATES	0	0	7	108
	ARGENTINA	520 000	509 860	570 406	523 866
	UNITED KINGDOM	1 228	9 124	284	2 115
	FRANCE	27	1 185	146	3 307
	BELGIUM	4 400	22 880	0	0
	SWITZERLAND	14 200	77 490	13 200	77 721
	NORWAY	0	0	1	4
	SUB TOTAL	**9 419 433**	**15 722 849**	**14 056 551**	**18 602 113 ***
0904111000	**WHITE PEPPER, NEITHER CRUSHED NOR GROUND**				
07511	THAILAND	11 020	34 310	1 980	6 040
	SINGAPORE	0	0	24 200	242 400
	MALAYSIA	200	4 100	100	2 205
	VIET NAM	50 000	647 500	40 000	437 050
	INDONESIA	0	0	33 000	447 825
	GERMANY, FED. REP. OF	0	0	34 000	51 000
	SUB TOTAL	**61 220**	**685 910**	**133 280**	**1 186 520 ***
0904112000	**BLACK PEPPER, NEITHER CRUSHED NOR GROUND**				
07511	MALAYSIA	135 300	1 501 391	60 500	563 822
	VIET NAM	735 504	6 742 850	1 805 343	14 405 056
	INDONESIA	0	0	350 000	3 570 340
	EAST TIMOR	220	48	120	27
	BRAZIL	352 253	3 300 214	340 275	2 937 666
	ECUADOR	25 000	212 291	30 000	247 494
	NETHERLANDS	15 178	21 516	0	0
	SUB TOTAL	**1 263 455**	**11 778 310**	**2 586 238**	**21 724 405 ***
0904119000	**OTHER PEPPER, NEITHER CRUSHED NOR GROUND**				
07511	JAPAN	2	2	0	0
	KOREA, REPUBLIC OF	246	540	0	0
	CHINA	22	150	0	0
	SINGAPORE	71	532	0	0
	INDIA	404	6 940	0	0
	SRI LANKA	0	0	49	246
	AUSTRALIA	468	3 081	114	3 772
	UNITED STATES	47	927	0	0
	SPAIN	472	9 011	2 055	29 640
	SUB TOTAL	**1 732**	**21 183**	**2 218**	**33 658 ***
0904121000	**WHITE PEPPER, CRUSHED OR GROUND**				
07512	MALAYSIA	0	0	670	12 720
	VIET NAM	950	14 678	0	0
	INDONESIA	497	9 495	975	15 253
	UNITED KINGDOM	0	0	550	9 784
	NETHERLANDS	4 004	53 678	2 650	43 835
	GERMANY, FED. REP. OF	9	247	9	244
	SUB TOTAL	**5 460**	**78 098**	**4 854**	**81 836 ***

http://www.bps.go.id

HS / SITC	COMMODITY DESCRIPTION / COUNTRY OF ORIGIN	JANUARY - DECEMBER 2015		JANUARY - DECEMBER 2016	
		NET WEIGHT (KG)	CIF VALUE (US$)	NET WEIGHT (KG)	CIF VALUE (US$)
0904122000	**BLACK PEPPER, CRUSHED OR GROUND**				
07512	KOREA, REPUBLIC OF	0	0	348	1 080
	THAILAND	680	10 744	300	4 740
	SINGAPORE	60	1 051	0	0
	MALAYSIA	1 613	23 119	2 650	38 805
	VIET NAM	4 163	55 959	5 042	71 940
	INDIA	0	0	301	10 998
	INDONESIA	0	0	1 054	18 593
	UNITED ARAB EMIRATES	0	0	211	952
	EGYPT	241	4 227	0	0
	UNITED STATES	7 651	23 194	8 587	29 132
	BRAZIL	895	16 592	237	3 612
	UNITED KINGDOM	0	0	580	7 103
	NETHERLANDS	6 600	65 172	5 360	62 980
	FRANCE	433	7 585	0	0
	IRELAND	0	0	400	3 404
	SUB TOTAL	**22 336**	**207 643**	**25 070**	**253 339 ***
0904129000	**OTHER PEPPER, CRUSHED OR GROUND**				
07512	JAPAN	317	2 398	160	1 059
	KOREA, REPUBLIC OF	1 503	11 507	1 343	10 402
	CHINA	484	1 734	125	525
	SINGAPORE	0	0	94	1 518
	MALAYSIA	0	0	120	3 256
	INDIA	555	19 181	1 641	26 727
	INDONESIA	99	153	0	0
	SAUDI ARABIA	0	0	405	4 267
	UNITED ARAB EMIRATES	840	1 333	2 327	2 832
	EGYPT	0	0	35	225
	AUSTRALIA	996	4 404	931	3 602
	UNITED STATES	591	5 501	206	1 777
	BRAZIL	51	895	0	0
	SUB TOTAL	**5 436**	**47 106**	**7 387**	**56 190 ***
0904211000	**CHILLIES (FRUITS OF THE GENUS CAPSICUM),DRIED, NEITHER CRUSHED NOR GROUND**				
07513	TAIWAN	0	0	14 000	15 400
	CHINA	2 651 990	3 734 723	3 141 300	3 997 136
	THAILAND	14 000	13 300	0	0
	MALAYSIA	1 420 444	1 464 542	149 836	59 749
	VIET NAM	6 000	24 050	0	0
	INDIA	17 956 537	21 718 541	20 786 899	26 699 890
	AUSTRALIA	522	1 835	0	0
	SUB TOTAL	**22 049 493**	**26 956 991**	**24 092 035**	**30 772 175 ***
0904219000	**OTH FRUITS OF GENUS CAPSICUM/PIMENTA,DRIED,NEITHER CRUSHED NOR GROUND**				
07513	THAILAND	0	0	500	7 215
	MALAYSIA	0	0	274 800	205 615
	INDIA	80 096	118 385	224	1 011
	AUSTRALIA	4 564	16 705	6 806	32 181
	UNITED STATES	0	0	62	1 176
	GERMANY, FED. REP. OF	0	0	30	605
	SPAIN	406	7 438	0	0
	SUB TOTAL	**85 066**	**142 528**	**282 422**	**247 803 ***
0904221000	**CHILLIES (FRUITS OF THE GENUS CAPSICUM),DRIED, CRUSHED/GROUND**				
07513	JAPAN	22 918	23 138	3 995	18 996
	KOREA, REPUBLIC OF	238 870	89 580	4 940	1 853
	CHINA	475 658	639 061	407 922	510 392
	THAILAND	10 505	114 397	5 500	59 457
	MALAYSIA	1 757	15 536	13 620	124 327
	INDIA	2 190 382	2 436 953	2 986 350	5 270 432
	TURKEY	171	2 992	0	0
	UNITED ARAB EMIRATES	0	0	8 000	7 440
	AUSTRALIA	11 625	61 072	17 700	94 601
	UNITED STATES	480	8 327	215	3 768
	GUATEMALA	0	0	80	723
	NETHERLANDS	700	1 977	0	0
	GERMANY, FED. REP. OF	29 628	242 557	22 977	187 208

http://www.bps.go.id

HS / SITC	COMMODITY DESCRIPTION / COUNTRY OF ORIGIN	JANUARY - DECEMBER 2015		JANUARY - DECEMBER 2016	
		NET WEIGHT (KG)	CIF VALUE (US$)	NET WEIGHT (KG)	CIF VALUE (US$)
	SPAIN	22 500	54 495	0	0
	SUB TOTAL	**3 005 194**	**3 690 085**	**3 471 299**	**6 279 197 ***
0904229000	**OTH FRUITS OF GENUS CAPSICUM/ PIMENTA,DRIED, CRUSHED/GROUND**				
07513	JAPAN	3 036	22 326	2 323	18 252
	KOREA, REPUBLIC OF	22 016	55 040	46 890	179 025
	CHINA	274 765	384 972	1 065 286	1 721 628
	THAILAND	0	0	600	3 011
	SINGAPORE	0	0	3 000	7 059
	MALAYSIA	0	0	33 506	12 903
	INDIA	673 949	1 772 153	41 700	40 185
	UNITED STATES	17 804	72 613	34 243	143 181
	MEXICO	100	845	0	0
	GUATEMALA	0	0	220	3 094
	NETHERLANDS	1 740	5 255	4 100	12 531
	GERMANY, FED. REP. OF	1 944	19 763	2 250	24 559
	SPAIN	15 675	35 576	38 850	92 283
	SUB TOTAL	**1 011 029**	**2 368 543**	**1 272 968**	**2 257 711 ***
0905100000	**VANILLA, NEITHER CRUSHED NOR GROUND**				
07521	JAPAN	0	0	411	104 424
	PAPUA NEW GUINEA	11 200	682 060	6 360	492 924
	INDONESIA	400	2 556	0	0
	MADAGASCAR	4 000	428 000	0	0
	SUB TOTAL	**15 600**	**1 112 616**	**6 771**	**597 348 ***
0905200000	**VANILLA, CRUSHED OR GROUND**				
07521	SINGAPORE	35	272	0	0
	AUSTRALIA	0	0	13	80
	UNITED STATES	39 532	51 494	40 067	51 442
	SUB TOTAL	**39 567**	**51 766**	**40 080**	**51 522 ***
0906110000	**CINNAMON (CINNAMOMUM ZEYLANICUM BLUME),NEITHER CRUSHED NOR GROUND**				
07522	VIET NAM	184 800	675 080	0	0
	SRI LANKA	58 000	201 550	0	0
	INDONESIA	0	0	2 220	7 104
	TANZANIA, UNITED REP. OF	0	0	7 320	10 980
	SUB TOTAL	**242 800**	**876 630**	**9 540**	**18 084 ***
0906190000	**CINNAMON-TREE FLOWERS, NEITHER CRUSHEDNOR GROUND**				
07522	CHINA	14 000	30 540	100	490
	VIET NAM	13 000	330 850	45	201
	INDIA	0	0	4 500	6 593
	INDONESIA	41 010	95 117	14 000	40 043
	SUB TOTAL	**68 010**	**456 507**	**18 645**	**47 327 ***
0906200000	**CINNAMON AND CINNAMON-TREE FLOWERS,CRUSHED OR GROUND**				
07523	VIET NAM	553 200	2 019 180	1 130 000	4 295 300
	INDIA	0	0	100	680
	INDONESIA	43 694	98 646	5 359	15 543
	AUSTRALIA	0	0	130	764
	UNITED STATES	21 523	38 741	0	0
	GERMANY, FED. REP. OF	900	8 237	150	2 030
	DENMARK	0	0	1 350	18 118
	SPAIN	64	1 127	0	0
	SUB TOTAL	**619 381**	**2 165 931**	**1 137 089**	**4 332 435 ***
0907100000	**CLOVES (WHOLE FRUIT, CLOVES & STEMS),NEITHER CRUSHED NOR GROUND**				
07524	INDIA	0	0	50 000	422 500
	SRI LANKA	0	0	19 800	163 647
	INDONESIA	0	0	7 000	70 000
	TANZANIA, UNITED REP. OF	0	0	1 220 590	11 142 554
	MADAGASCAR	10 591	127 092	5 397 883	47 531 992
	COMOROS	0	0	192 353	1 702 639
	EAST TIMOR	340	113	105	35

http://www.bps.go.id

HS / SITC	COMMODITY DESCRIPTION / COUNTRY OF ORIGIN	JANUARY - DECEMBER 2015		JANUARY - DECEMBER 2016	
		NET WEIGHT (KG)	CIF VALUE (US$)	NET WEIGHT (KG)	CIF VALUE (US$)
	BRAZIL	0	0	9 560	79 013
	SUB TOTAL	**10 931**	**127 205**	**6 897 291**	**61 112 380 ***
0907200000	**CLOVES (WHOLE FRUIT, CLOVES & STEMS),CRUSHED OR GROUND**				
07524	THAILAND	0	0	16	866
	MADAGASCAR	0	0	33 000	215 655
	NETHERLANDS	0	0	20	193
	TURKMENISTAN	0	0	22 000	143 770
	SUB TOTAL	**0**	**0**	**55 036**	**360 484 ***
0908110000	**NUTMEG, NEITHER CRUSHED NOR GROUND**				
07525	HONG KONG	0	0	15 520	126 240
	MALAYSIA	740	5 180	0	0
	INDONESIA	48 500	428 566	27 025	300 672
	NETHERLANDS	14 000	182 000	2 500	21 750
	SUB TOTAL	**63 240**	**615 746**	**45 045**	**448 662 ***
0908120000	**NUTMEG, CRUSHED OR GROUND**				
07525	JAPAN	25	36 900	0	0
	VIET NAM	4 000	43 000	0	0
	INDIA	0	0	39	176
	INDONESIA	0	0	42 825	469 728
	AUSTRALIA	100	2 655	21	127
	NETHERLANDS	2 990	28 625	12 325	86 275
	FRANCE	0	0	4 000	58 900
	SUB TOTAL	**7 115**	**111 180**	**59 210**	**615 206 ***
0908210000	**MACE, NEITHER CRUSHED NOR GROUND**				
07525	INDONESIA	25 806	219 254	0	0
	SUB TOTAL	**25 806**	**219 254**	**0**	**0 ***
0908220000	**MACE, CRUSHED OR GROUND**				
07525	INDONESIA	0	0	1 600	26 800
	GERMANY, FED. REP. OF	72	2 185	0	0
	SUB TOTAL	**72**	**2 185**	**1 600**	**26 800 ***
0908310000	**CARDAMOMS, NEITHER CRUSHED NOR GROUND**				
07525	MALAYSIA	3 537	2 071	0	0
	INDIA	400	4 401	490	3 000
	AUSTRALIA	652	2 788	105	2 476
	GUATEMALA	0	0	21 200	6 274
	SUB TOTAL	**4 589**	**9 260**	**21 795**	**11 750 ***
0908320000	**CARDAMOMS, CRUSHED OR GROUND**				
07525	INDIA	0	0	108	490
	GERMANY, FED. REP. OF	80	1 396	20	383
	SUB TOTAL	**80**	**1 396**	**128**	**873 ***
0909210000	**SEEDS OF CORIANDER, NEITHER CRUSHED NORGROUND**				
07526	CHINA	16 425	11 605	0	0
	MALAYSIA	1 070 123	898 038	359 837	270 960
	MYANMAR	0	0	22 000	8 844
	INDIA	333 238	221 011	361 558	208 426
	SYRIA ARAB REPUBLIC	0	0	60 000	25 326
	UNITED ARAB EMIRATES	137 500	107 253	0	0
	MOROCCO	21 999	9 900	0	0
	ETHIOPIA	279 000	127 086	0	0
	MADAGASCAR	0	0	43 000	29 240
	NIGERIA	23 000	18 400	23 000	12 650
	ARGENTINA	2 728 869	1 352 170	3 226 775	1 895 081
	ROMANIA	22 000	9 950	0	0
	BULGARIA	7 493 965	3 666 982	10 155 575	4 760 913
	UKRAINE	440 934	290 569	1 758 730	1 035 012
	RUSSIA FEDERATION	2 481 716	1 315 792	7 360 710	3 650 111
	SUB TOTAL	**15 048 769**	**8 028 756**	**23 371 185**	**11 896 563 ***

http://www.bps.go.id

HS / SITC	COMMODITY DESCRIPTION / COUNTRY OF ORIGIN	JANUARY - DECEMBER 2015		JANUARY - DECEMBER 2016	
		NET WEIGHT (KG)	CIF VALUE (US$)	NET WEIGHT (KG)	CIF VALUE (US$)
0909220000	**SEEDS OF CORIANDER, CRUSHED OR GROUND**				
07526	MALAYSIA	0	0	80	371
	INDIA	15 888	5 305	8 774	1 856
	EGYPT	19 999	8 643	0	0
	AUSTRALIA	0	0	19	93
	NETHERLANDS	7 700	25 839	7 880	23 368
	SUB TOTAL	**43 587**	**39 787**	**16 753**	**25 688 ***
0909310000	**SEEDS OF CUMIN, NEITHER CRUSHED NORGROUND**				
07526	CHINA	38 003	29 456	0	0
	SINGAPORE	0	0	13 000	2 613
	MALAYSIA	1 103 266	850 082	852 278	563 113
	MYANMAR	15 700	24 335	0	0
	INDIA	769 951	867 789	927 918	1 100 329
	BANGLADESH	0	0	15 750	38 981
	SYRIA ARAB REPUBLIC	65 100	145 722	0	0
	EGYPT	12 408	8 392	12 000	24 886
	ETHIOPIA	150 000	215 000	547 075	896 461
	AUSTRALIA	71	12 492	0	0
	NETHERLANDS	12 000	40 800	0	0
	SUB TOTAL	**2 166 499**	**2 194 068**	**2 368 021**	**2 626 383 ***
0909320000	**SEEDS OF CUMIN, CRUSHED OR GROUND**				
07526	THAILAND	6	116	0	0
	MALAYSIA	0	0	20	135
	INDIA	1 140	1 051	5 982	20 402
	SYRIA ARAB REPUBLIC	240	2 590	80	895
	AUSTRALIA	0	0	17	104
	NETHERLANDS	6 760	30 396	7 560	38 745
	ITALY	0	0	80	897
	SUB TOTAL	**8 146**	**34 153**	**13 739**	**61 178 ***
0909611000	**SEEDS OF ANISE, NEITHER CRUSHED NORGROUND**				
07526	CHINA	283 603	247 105	228 462	221 866
	MALAYSIA	571 956	428 271	606 783	322 013
	VIET NAM	46 320	67 536	83 200	158 262
	INDIA	182 000	151 060	86 643	72 810
	TURKEY	0	0	25	162
	EGYPT	714 648	444 901	442 820	330 882
	SUB TOTAL	**1 798 527**	**1 338 873**	**1 447 933**	**1 105 995 ***
0909613000	**SEEDS OF CARAWAY, NEITHER CRUSHED NORGROUND**				
07526	MALAYSIA	301 173	197 632	1 921 103	1 336 005
	INDIA	1 694	515	323 477	391 869
	EGYPT	39 000	30 442	119 500	49 863
	AUSTRALIA	81	509	0	0
	SUB TOTAL	**341 948**	**229 098**	**2 364 080**	**1 777 737 ***
0909619000	**SEEDS OF FENNEL OR JUNIPER BERRIES,NEITHER CRUSHED NOR GROUND**				
07526	CHINA	200 530	212 924	195 680	235 287
	VIET NAM	0	0	24 330	13 318
	INDIA	327 031	143 197	369 472	211 886
	UNITED ARAB EMIRATES	15 000	10 500	0	0
	EGYPT	244 766	121 099	135 500	55 707
	SUB TOTAL	**787 327**	**487 720**	**724 982**	**516 198 ***
0909621000	**SEEDS OF ANISE, CRUSHED OR GROUND**				
07526	INDIA	1 000	653	1 000	90
	SUB TOTAL	**1 000**	**653**	**1 000**	**90 ***
0909623000	**SEEDS OF CARAWAY, CRUSHED OR GROUND**				
07526	INDIA	2 500	930	0	0
	EGYPT	0	0	13 000	7 930
	GERMANY, FED. REP. OF	100	534	0	0
	SUB TOTAL	**2 600**	**1 464**	**13 000**	**7 930 ***

http://www.bps.go.id

HS / SITC	COMMODITY DESCRIPTION / COUNTRY OF ORIGIN	JANUARY - DECEMBER 2015		JANUARY - DECEMBER 2016	
		NET WEIGHT (KG)	CIF VALUE (US$)	NET WEIGHT (KG)	CIF VALUE (US$)
0909629000	**SEEDS OF FENNEL OR JUNIPER BERRIES,CRUSHED OR GROUND**				
07526	CHINA	23 500	75 677	13 000	7 800
	INDIA	0	0	1 020	1 755
	EGYPT	0	0	13 000	3 900
	SUB TOTAL	**23 500**	**75 677**	**27 020**	**13 455 ***
0910110000	**GINGER, NEITHER CRUSHED NOR GROUND**				
07527	CHINA	6 593 253	5 583 343	354 225	160 960
	THAILAND	26 999	22 950	0	0
	MALAYSIA	11 801	6 232	10 800	48 377
	INDIA	127 745	78 561	350	415
	JORDAN	21 039	29 676	0	0
	TURKEY	1 540	5 720	0	0
	NIGERIA	44 000	67 100	0	0
	SUB TOTAL	**6 826 377**	**5 793 582**	**365 375**	**209 752 ***
0910120000	**GINGER, CRUSHED OR GROUND**				
07527	CHINA	16 150	74 605	30 494	119 799
	THAILAND	0	0	15	188
	MALAYSIA	0	0	413	3 809
	VIET NAM	12 574	72 910	3 300	21 404
	INDIA	0	0	1 250	754
	SRI LANKA	925	24 867	56	224
	NETHERLANDS	525	3 400	420	2 170
	GERMANY, FED. REP. OF	200	1 281	0	0
	POLAND	1 192	5 948	2 600	12 965
	SUB TOTAL	**31 566**	**183 011**	**38 548**	**161 313 ***
0910200000	**SAFFRON**				
07528	SPAIN	4 275	14 146	0	0
	SUB TOTAL	**4 275**	**14 146**	**0**	**0 ***
0910300000	**TURMERIC (CURCUMA)**				
07529	CHINA	0	0	210	578
	MALAYSIA	0	0	5 060	2 425
	MYANMAR	0	0	30 000	21 000
	INDIA	119 291	231 412	237 193	378 221
	UNITED ARAB EMIRATES	0	0	66	300
	EAST TIMOR	600	66	60	6
	NETHERLANDS	33 075	68 452	2 720	9 454
	SUB TOTAL	**152 966**	**299 930**	**275 309**	**411 984 ***
0910911000	**CURRY**				
07529	MALAYSIA	100	520	4 880	23 369
	INDIA	24 000	81 600	24 675	85 680
	SUB TOTAL	**24 100**	**82 120**	**29 555**	**109 049 ***
0910919000	**MIXTURES OF SPICES, OTHER THAN CURRY**				
07529	JAPAN	4 371	31 918	3 957	32 993
	CHINA	0	0	1 320	2 149
	SINGAPORE	0	0	2 800	29 616
	MALAYSIA	0	0	2 453	1 009
	INDIA	19 550	10 433	21 931	17 629
	PAKISTAN	38 000	8 020	5 000	2 010
	AUSTRALIA	0	0	239	1 405
	UNITED STATES	204	2 496	227	2 773
	NETHERLANDS	614	5 886	701	5 987
	GERMANY, FED. REP. OF	4 216	37 958	1 123	9 341
	SUB TOTAL	**66 955**	**96 711**	**39 751**	**104 912 ***
0910991000	**THYME; BAY LEAVES**				
07529	CHINA	89	52	0	0
	MALAYSIA	300	2 245	200	1 960
	VIET NAM	840	10 399	0	0
	INDIA	4 514	1 256	1 500	181
	TURKEY	1 235	15 427	1 692	18 672

http://www.bps.go.id

HS / SITC	COMMODITY DESCRIPTION / COUNTRY OF ORIGIN	JANUARY - DECEMBER 2015		JANUARY - DECEMBER 2016	
		NET WEIGHT (KG)	CIF VALUE (US$)	NET WEIGHT (KG)	CIF VALUE (US$)
	AUSTRALIA	105	794	19	114
	NETHERLANDS	465	3 316	420	3 041
	GERMANY, FED. REP. OF	890	10 042	1 111	12 534
	SPAIN	0	0	30	222
	POLAND	396	1 960	0	0
	SUB TOTAL	**8 834**	**45 491**	**4 972**	**36 724 ***
0910999000	**OTHER SPICES**				
07529	THAILAND	428	6 411	0	0
	SINGAPORE	0	0	7	258
	MALAYSIA	145	1 262	295	2 784
	VIET NAM	0	0	18	82
	INDIA	167 952	84 547	189 989	117 085
	PAKISTAN	13 000	11 700	15 035	5 710
	SRI LANKA	2 717	61 312	5 629	130 765
	INDONESIA	183	3 203	0	0
	IRAN (ISLAMIC REPUBLIC OF)	248	4 867	304	5 752
	TURKEY	33 658	120 951	58 500	133 160
	UNITED ARAB EMIRATES	0	0	66	300
	EGYPT	26 561	40 282	4 119	30 086
	MOROCCO	1 835	7 211	1 846	11 507
	KENYA	10 000	3 700	0	0
	AUSTRALIA	8 133	34 482	2 426	14 642
	UNITED STATES	298	3 587	31	242
	UNITED KINGDOM	50	2 170	50	2 163
	NETHERLANDS	0	0	720	5 363
	GERMANY, FED. REP. OF	6 607	48 472	9 360	59 918
	SPAIN	0	0	85	996
	POLAND	448	2 450	566	2 981
	ALBANIA	467	2 950	851	4 558
	SUB TOTAL	**272 730**	**439 557**	**289 897**	**528 352 ***
1001110000	**DURUM WHEAT SEED**				
04110	UNITED STATES	8	2 554	0	0
	SUB TOTAL	**8**	**2 554**	**0**	**0 ***
1001190000	**DURUM WHEAT, OTH THAN SEED**				
04110	CHINA	199 976	42 600	0	0
	SINGAPORE	951 749	216 347	0	0
	INDIA	2 428 370	611 900	0	0
	TURKEY	1 004 970	229 682	0	0
	AUSTRALIA	30 783 030	8 421 554	45 670 685	10 886 098
	UNITED STATES	888 134	192 572	261 442	56 733
	CANADA	1 557 404	467 097	1 040 000	275 834
	ARGENTINA	0	0	18 350 000	3 778 155
	BRAZIL	928 688	229 088	209 480	42 315
	URUGUAY	6 076 890	1 414 922	5 214 850	1 180 866
	VIRGIN ISLANDS (BRITISH)	490 000	101 430	0	0
	FRANCE	0	0	124 228 643	27 064 666
	SWITZERLAND	490 000	115 640	0	0
	BULGARIA	0	0	31 897 610	6 965 544
	MOLDOVA, REPUBLIC OF	10 578 005	2 198 580	18 696 350	4 022 739
	UKRAINE	108 103 581	23 542 455	144 973 640	31 295 678
	SUB TOTAL	**164 480 797**	**37 783 867**	**390 542 700**	**85 568 628 ***
1001991910	**WHEAT GRAINS WITHOUT HUSK,OTH THAN SEED, FOR HUMAN CONSUMPTION**				
04120	AUSTRALIA	3 650 426 812	1 027 012 127	2 954 934 770	719 203 638
	UNITED STATES	315 333 129	98 281 410	775 811 518	190 697 890
	CANADA	1 129 946 483	337 788 500	1 208 541 946	321 445 222
	ARGENTINA	0	0	115 499 299	23 812 923
	URUGUAY	0	0	1 042 710	217 926
	FRANCE	0	0	53 473 140	11 764 091
	BULGARIA	0	0	30 822 881	6 766 739
	MOLDOVA, REPUBLIC OF	13 944 759	3 361 029	12 521 685	2 556 844
	UKRAINE	417 934 539	90 470 239	1 672 279 108	329 107 198
	LATVIA	0	0	55 000 000	11 935 000
	RUSSIA FEDERATION	216 540 040	50 329 485	0	0
	SUB TOTAL	**5 744 125 762**	**1 607 242 790**	**6 879 927 057**	**1 617 507 471 ***

http://www.bps.go.id

HS / SITC	COMMODITY DESCRIPTION / COUNTRY OF ORIGIN	JANUARY - DECEMBER 2015		JANUARY - DECEMBER 2016	
		NET WEIGHT (KG)	CIF VALUE (US$)	NET WEIGHT (KG)	CIF VALUE (US$)
1001991990	**OTHER WHEAT, OTH THAN SEED, FOR HUMANCONSUMPTION**				
04120	INDIA	510 465	127 616	0	0
	AUSTRALIA	586 823 481	161 478 870	499 109 865	122 236 155
	UNITED STATES	73 487 010	20 701 448	161 728 017	39 997 522
	CANADA	583 516 284	195 521 094	448 859 140	124 036 596
	ARGENTINA	0	0	22 000 000	4 246 000
	BRAZIL	534 570	138 908	0	0
	URUGUAY	0	0	1 018 660	215 448
	ROMANIA	0	0	1 572 980	338 276
	BULGARIA	23 450 000	5 370 051	30 352 119	6 900 960
	MOLDOVA, REPUBLIC OF	50 871 282	12 424 856	16 268 335	3 544 836
	UKRAINE	137 911 730	30 054 870	271 357 921	55 121 741
	LITHUANIA	97 920	28 950	0	0
	RUSSIA FEDERATION	43 957 810	11 213 385	991 230	216 088
	SUB TOTAL	**1 501 160 552**	**437 060 048**	**1 453 258 267**	**356 853 622 ***
1001999090	**OTHER WHEAT, OTH THAN SEED, NOT FORHUMAN CONSUMPTION**				
04120	SINGAPORE	6 000	185 411	0	0
	TURKEY	0	0	26	312
	AUSTRALIA	520 140	115 471	0	0
	UNITED STATES	0	0	864 036	180 496
	ARGENTINA	0	0	1 133 348 561	211 343 628
	BRAZIL	0	0	53 613 873	10 261 743
	URUGUAY	255 420	57 214	5 088 010	1 051 546
	UNITED KINGDOM	0	0	52 100 730	10 863 549
	FRANCE	0	0	90 071 500	17 386 510
	HUNGARY	0	0	3 756 230	756 505
	ROMANIA	0	0	51 243 770	10 275 120
	BULGARIA	0	0	24 397 610	5 334 293
	MOLDOVA, REPUBLIC OF	1 364 346	298 793	15 633 660	3 386 019
	UKRAINE	106 352	21 676	380 826 240	77 440 398
	SUB TOTAL	**2 252 258**	**678 565**	**1 810 944 246**	**348 280 119 ***
1002900000	**RYE, OTH THAN SEED**				
04510	SPAIN	10 000	11 100	0	0
	SUB TOTAL	**10 000**	**11 100**	**0**	**0 ***
1003900000	**BARLEY, OTH THAN SEED**				
04300	JAPAN	504	2 140	0	0
	AUSTRALIA	247	1 175	1 999 577	388 653
	SUB TOTAL	**751**	**3 315**	**1 999 577**	**388 653 ***
1004900000	**OATS, OTH THAN SEED**				
04520	CHINA	50 000	35 836	0	0
	THAILAND	0	0	112	51
	AUSTRALIA	359 145	229 178	296 920	191 217
	CANADA	0	0	5 899	3 771
	SUB TOTAL	**409 145**	**265 014**	**302 931**	**195 039 ***
1005100000	**MAIZE (CORN), SEED**				
04410	CHINA	20 000	51 100	0	0
	THAILAND	2 590 332	6 672 306	430 672	1 663 689
	SINGAPORE	0	0	5 100	17 997
	PHILIPPINES	596 732	2 521 886	1 365	15 108
	INDIA	201 626	271 538	815 401	923 346
	UNITED STATES	120	852	7	113
	SUB TOTAL	**3 408 810**	**9 517 682**	**1 252 545**	**2 620 253 ***
1005901000	**POPCORN, OTH THAN SEED**				
04490	MALAYSIA	38 319	16 913	0	0
	SOUTH AFRICA	147 170	101 577	0	0
	UNITED STATES	1 073 984	945 745	2 116 080	1 736 459
	ARGENTINA	1 848 378	1 012 352	1 584 375	832 742
	BRAZIL	1 415 997	875 088	50 465	31 187
	SUB TOTAL	**4 523 848**	**2 951 675**	**3 750 920**	**2 600 388 ***

http://www.bps.go.id

HS / SITC	COMMODITY DESCRIPTION / COUNTRY OF ORIGIN	JANUARY - DECEMBER 2015		JANUARY - DECEMBER 2016	
		NET WEIGHT (KG)	CIF VALUE (US$)	NET WEIGHT (KG)	CIF VALUE (US$)
1005909000	**OTH MAIZE (CORN), OTH THAN SEEDS**				
04490	KOREA, REPUBLIC OF	10	40	0	0
	CHINA	0	0	33	174
	THAILAND	9 000 000	2 385 000	6 600 000	1 755 600
	SINGAPORE	1 030 850	292 092	808 350	227 469
	MALAYSIA	106 388	44 301	207 927	55 498
	INDIA	96 691 129	23 963 000	0	0
	INDONESIA	0	0	24 600	4 475
	UNITED STATES	32 757 789	7 593 404	301 574 402	61 009 233
	ARGENTINA	1 774 233 883	370 677 937	306 279 370	59 042 214
	BRAZIL	1 329 995 407	276 086 431	519 196 307	103 607 506
	PARAGUAY	15 946 232	3 135 191	0	0
	SUB TOTAL	**3 259 761 688**	**684 177 396**	**1 134 690 989**	**225 702 169 ***
1006101000	**RICE IN THE HUSK (PADDY OR ROUGH),SUITABLE FOR SOWING**				
04210	CHINA	479 880	1 631 016	1 271 863	4 220 683
	PHILIPPINES	54 187	503 125	1 396	7 165
	INDIA	879 000	2 116 415	867 960	2 280 135
	SUB TOTAL	**1 413 067**	**4 250 556**	**2 141 219**	**6 507 983 ***
1006209000	**HUSKED (BROWN) RICE, OTHER THAN OFTHAI HOM MALI RICE**				
04220	INDIA	0	0	21 000	27 930
	SUB TOTAL	**0**	**0**	**21 000**	**27 930 ***
1006303000	**GLUTINOUS RICE, SEMI-MILLED OR WHOLLYMILLED, WHETHER/NOT POLISHED/GLAZED**				
04231	THAILAND	200 000	198 000	0	0
	MALAYSIA	825 000	231 885	700 000	287 652
	VIET NAM	399 999	182 000	450 000	163 224
	SUB TOTAL	**1 424 999**	**611 885**	**1 150 000**	**450 876 ***
1006309100	**OTH SEMI-MILLED OR WHOLLY MILLED RICE,WHETHER/NOT POLISHED/GLAZED, PARBOILED**				
04231	MALAYSIA	0	0	20 710	5 888
	INDIA	50 000	39 000	200 000	124 000
	SUB TOTAL	**50 000**	**39 000**	**220 710**	**129 888 ***
1006309900	**OTH SEMI/WHOLLY MILLED RICE, WHETHER/NOTPOLISHED/GLAZED, OTH THAN PARBOILED**				
04231	JAPAN	80 000	145 533	93 000	283 469
	TAIWAN	0	0	148	821
	THAILAND	23 479 999	9 691 735	458 900 000	188 413 424
	MYANMAR	0	0	13 775 000	5 482 450
	VIET NAM	481 700 000	190 855 000	524 700 000	207 923 000
	SUB TOTAL	**505 259 999**	**200 692 268**	**997 468 148**	**402 103 164 ***
1006409000	**BROKEN RICE, OTH THAN FOR ANIMAL FEED**				
04232	THAILAND	103 065 741	56 882 645	98 990 000	54 717 808
	MYANMAR	8 775 000	2 732 250	2 875 000	900 310
	CAMBODIA	1 000 000	402 000	0	0
	VIET NAM	27 274 195	11 526 058	10 426 950	4 516 538
	INDIA	33 238 500	11 516 261	35 053 000	13 362 948
	PAKISTAN	180 099 500	62 949 167	134 832 500	49 124 112
	SUB TOTAL	**353 452 936**	**146 008 381**	**282 177 450**	**122 621 716 ***
1007100000	**GRAIN SORGHUM, SEED**				
04530	UNITED STATES	0	0	26	245
	SUB TOTAL	**0**	**0**	**26**	**245 ***
1007900000	**GRAIN SORGHUM, OTH THAN SEED**				
04530	AUSTRALIA	0	0	2 093 450	436 857
	UNITED STATES	0	0	3 962 781	867 396
	BRAZIL	0	0	200 440	37 081
	URUGUAY	0	0	453 600	69 854
	PARAGUAY	0	0	2 028 960	394 257
	SUB TOTAL	**0**	**0**	**8 739 231**	**1 805 445 ***

http://www.bps.go.id

HS / SITC	COMMODITY DESCRIPTION / COUNTRY OF ORIGIN	JANUARY - DECEMBER 2015		JANUARY - DECEMBER 2016	
		NET WEIGHT (KG)	CIF VALUE (US$)	NET WEIGHT (KG)	CIF VALUE (US$)
1008100000	**BUCKWHEAT**				
04592	UNITED STATES	5 625 019	2 038 863	331 518	116 031
	UKRAINE	483 032	99 022	0	0
	SUB TOTAL	**6 108 051**	**2 137 885**	**331 518**	**116 031 ***
1008210000	**MILLET SEED**				
04591	AUSTRALIA	2 600	6 890	0	0
	SUB TOTAL	**2 600**	**6 890**	**0**	**0 ***
1008290000	**MILLET, OTH THAN SEED**				
04591	TAIWAN	0	0	123 000	46 699
	CHINA	1 048 642	1 014 380	540 750	293 360
	THAILAND	0	0	236	107
	AUSTRALIA	12	59	0	0
	UNITED STATES	24 608 582	9 287 295	25 100 933	7 935 508
	CANADA	0	0	267 332	84 293
	UKRAINE	92 000	34 408	1 644 907	454 603
	RUSSIA FEDERATION	323 300	126 786	0	0
	SUB TOTAL	**26 072 536**	**10 462 928**	**27 677 158**	**8 814 570 ***
1008300000	**CANARY SEEDS**				
04593	CHINA	0	0	21 484	7 316
	MYANMAR	0	0	114 000	131 385
	INDIA	222 000	262 974	19 000	22 420
	UNITED STATES	99 579	69 706	427 940	258 882
	CANADA	16 341 548	10 872 013	14 294 242	7 987 259
	SUB TOTAL	**16 663 127**	**11 204 693**	**14 876 666**	**8 407 262 ***
1008500000	**QUINOA (CHENOPODIUM QUINOA)**				
04599	CHINA	2 000	12 250	0	0
	UNITED STATES	7 773	35 732	9 349	46 745
	MEXICO	0	0	265	965
	BOLIVIA	0	0	2 000	10 452
	PERU	3 000	10 733	16 125	54 340
	SUB TOTAL	**12 773**	**58 715**	**27 739**	**112 502 ***
1008900000	**OTHER CEREALS**				
04599	TAIWAN	400	1 566	160	449
	CHINA	433 012	400 390	271 900	187 064
	AUSTRALIA	8 480	53 823	16 790	92 125
	UNITED STATES	903 701	496 830	1 854 227	731 566
	SUB TOTAL	**1 345 593**	**952 609**	**2 143 077**	**1 011 204 ***
1101001010	**WHEAT FLOUR FORTIFIED**				
04610	JAPAN	612 999	466 778	682 500	487 015
	THAILAND	0	0	10 000	23 900
	SINGAPORE	1 031 852	506 198	345 148	227 648
	PHILIPPINES	330 000	117 700	7 961 325	2 547 925
	MALAYSIA	200 500	84 329	0	0
	SRI LANKA	11 265 996	4 619 060	9 073 000	3 425 380
	INDONESIA	0	0	266 275	155 271
	TURKEY	13 862 097	3 462 491	45 992 750	10 995 003
	BELGIUM	0	0	2 550	5 217
	SUB TOTAL	**27 303 444**	**9 256 556**	**64 333 548**	**17 867 359 ***
1101001090	**WHEAT FLOUR NOT FORTIFIED**				
04610	JAPAN	755 933	324 444	1 636	7 611
	KOREA, REPUBLIC OF	2 588 836	1 132 588	3 193 118	1 307 965
	CHINA	241 999	341 550	406 000	321 750
	THAILAND	20 171	47 891	20 120	47 846
	SINGAPORE	3 308 995	1 224 353	2 061 508	788 027
	MALAYSIA	0	0	36 624	4 635
	VIET NAM	6 115 995	2 778 996	4 532 004	1 841 054
	INDIA	20 795 436	7 030 409	1 146 000	350 538
	TURKEY	14 759 740	4 623 144	42 969 526	11 421 959
	UNITED STATES	1 529	7 145	3 929	17 125

http://www.bps.go.id

HS / SITC	COMMODITY DESCRIPTION / COUNTRY OF ORIGIN	JANUARY - DECEMBER 2015		JANUARY - DECEMBER 2016	
		NET WEIGHT (KG)	CIF VALUE (US$)	NET WEIGHT (KG)	CIF VALUE (US$)
	URUGUAY	113 250	27 180	0	0
	NETHERLANDS	2 400	2 600	0	0
	FRANCE	28 849	15 458	0	0
	ROMANIA	0	0	568 192	192 536
	UKRAINE	21 792 994	7 151 017	28 560 100	8 094 389
	RUSSIA FEDERATION	0	0	230 000	64 170
	SUB TOTAL	**70 526 127**	**24 706 775**	**83 728 757**	**24 459 605 ***
1101002000	**MESLIN FLOUR**				
04610	JAPAN	2	230	2 537	13 233
	CHINA	0	0	2	196
	SUB TOTAL	**2**	**230**	**2 539**	**13 429 ***
1102200000	**MAIZE(CORN) FLOUR**				
04711	JAPAN	560	8 208	300	5 087
	CHINA	78 000	34 710	0	0
	INDIA	20 750	7 346	0	0
	AUSTRALIA	1 494	3 022	250	461
	UNITED STATES	0	0	1 453	3 185
	NETHERLANDS	2 000	2 021	11 000	11 161
	SUB TOTAL	**102 804**	**55 307**	**13 003**	**19 894 ***
1102901000	**RICE FLOUR**				
04719	KOREA, REPUBLIC OF	383	1 260	2 614	11 162
	THAILAND	0	0	1 600	1 600
	UNITED ARAB EMIRATES	0	0	33	147
	SUB TOTAL	**383**	**1 260**	**4 247**	**12 909 ***
1102902000	**RYE FLOUR**				
04719	UNITED STATES	68	325	245	1 046
	SUB TOTAL	**68**	**325**	**245**	**1 046 ***
1102909000	**OTH CEREAL FLOURS, OTH THAN WHEAT/MESLIN/MAIZE/RICE/RYE FLOUR**				
04719	SINGAPORE	51 797	42 632	500	2 045
	MALAYSIA	25 875	12 329	64 068	31 234
	AUSTRALIA	3 000	24 750	1 000	2 545
	UNITED STATES	1 477	6 622	598	2 732
	BRAZIL	0	0	3	620
	BOLIVIA	0	0	3 000	10 350
	PERU	0	0	20	188
	SUB TOTAL	**82 149**	**86 333**	**69 189**	**49 714 ***
1103112000	**GROATS & MEALS OF WHEAT,DURUM/HARD WHEAT SEMOLINA**				
04620	AUSTRALIA	11 364	18 415	14 500	18 280
	FRANCE	549	1 161	608	1 055
	SUB TOTAL	**11 913**	**19 576**	**15 108**	**19 335 ***
1103119000	**GROATS & MEALS OF WHEAT, OTH DURUM/HARDWHEAT SEMOLINA**				
04620	AUSTRALIA	1 821	8 865	5 450	20 685
	UNITED STATES	14 956	31 057	31 711	34 556
	POLAND	0	0	42 000	64 203
	SUB TOTAL	**16 777**	**39 922**	**79 161**	**119 444 ***
1103130000	**GROATS & MEALS OF MAIZE/CORN**				
04721	KOREA, REPUBLIC OF	1 100 000	252 450	460 000	101 730
	INDIA	0	0	1 000	430
	NETHERLANDS	0	0	33	158
	FRANCE	134 640	143 019	82 420	101 289
	SUB TOTAL	**1 234 640**	**395 469**	**543 453**	**203 607 ***
1103199000	**GROATS & MEALS OF OTH CEREALS, OTH THANMESLIN & RICE**				
04722	KOREA, REPUBLIC OF	7	28	3	25
	MALAYSIA	143	720	0	0
	AUSTRALIA	800	2 112	0	0

http://www.bps.go.id

HS / SITC	COMMODITY DESCRIPTION / COUNTRY OF ORIGIN	JANUARY - DECEMBER 2015		JANUARY - DECEMBER 2016	
		NET WEIGHT (KG)	CIF VALUE (US$)	NET WEIGHT (KG)	CIF VALUE (US$)
	FRANCE	0	0	2 000	3 636
	SUB TOTAL	**950**	**2 860**	**2 003**	**3 661 ***
1103200000	**CEREAL PELLETS**				
04723	AUSTRALIA	0	0	7 362	4 950
	SUB TOTAL	**0**	**0**	**7 362**	**4 950 ***
1104120000	**CEREAL GRAINS OF OATS, ROLLED OR FLAKEDGRAINS**				
04813	JAPAN	3	41	0	0
	TAIWAN	28 750	42 896	43 425	56 016
	SINGAPORE	500	2 356	0	0
	MALAYSIA	86 195	101 676	83 046	97 956
	VIET NAM	0	0	500	3 024
	AUSTRALIA	5 370 610	3 589 496	6 403 176	4 372 947
	UNITED STATES	21 734	67 385	79 157	157 547
	UNITED KINGDOM	161 349	115 626	280 500	168 173
	GERMANY, FED. REP. OF	16 000	10 813	11 000	6 829
	SWITZERLAND	1	291	0	0
	SWEDEN	108	2 387	0	0
	LATVIA	0	0	4 004	2 488
	SUB TOTAL	**5 685 250**	**3 932 967**	**6 904 808**	**4 864 980 ***
1104199000	**CEREAL GRAINS OF OTH CEREALS, OTH THANOAT/MAIZE(CORN), ROLLED OR FLAKED GRAI**				
04813	KOREA, REPUBLIC OF	2	9	0	0
	AUSTRALIA	6 000	2 640	0	0
	SUB TOTAL	**6 002**	**2 649**	**0**	**0 ***
1104220000	**CEREAL GRAINS OF OATS,HULLED,PERALED,SLICED /KIBBLED**				
04814	MALAYSIA	14 025	17 739	39 775	49 720
	AUSTRALIA	0	0	1 865	4 782
	UNITED STATES	0	0	99	222
	SUB TOTAL	**14 025**	**17 739**	**41 739**	**54 724 ***
1104230000	**CEREAL GRAINS OF MAIZE (CORN), HULLED,PERALED, SLICED/KIBBLED**				
04814	THAILAND	234 000	209 013	197 985	172 547
	AUSTRALIA	0	0	600	3 396
	SUB TOTAL	**234 000**	**209 013**	**198 585**	**175 943 ***
1104292000	**CEREAL GRAINS OF BARLEY,HULLED,PERALED,SLICED/KIBBLED**				
04814	CHINA	0	0	100	380
	MALAYSIA	0	0	21 908	8 956
	UNITED STATES	1 240	5 475	805	3 131
	NETHERLANDS	47 000	23 360	70 500	40 680
	SUB TOTAL	**48 240**	**28 835**	**93 313**	**53 147 ***
1104299000	**CEREAL GRAINS OF OTH CEREALS, HULLED,PERALED, SLICED/KIBBLED**				
04814	VIET NAM	0	0	13	129
	AUSTRALIA	3 000	11 428	0	0
	UNITED STATES	878	4 080	905	3 729
	SUB TOTAL	**3 878**	**15 508**	**918**	**3 858 ***
1104300000	**GERM OF CEREALS, WHOLE, ROLLED, FLAKED/GROUND**				
04815	AUSTRALIA	1 163	6 338	1 813	2 787
	SUB TOTAL	**1 163**	**6 338**	**1 813**	**2 787 ***
1105100000	**FLOUR, MEAL & POWDER OF POTATOES**				
05641	MALAYSIA	5 415	4 233	17 903	6 741
	AUSTRALIA	82 396	324 188	93 742	263 065
	AMERICAN SAMOA	0	0	90 000	124 000
	UNITED STATES	113 205	194 121	186 288	293 596
	NETHERLANDS ANTILLES	80 640	52 786	0	0
	NETHERLANDS	362 880	258 099	120 960	104 470
	GERMANY, FED. REP. OF	0	0	298 950	378 686

http://www.bps.go.id

HS / SITC	COMMODITY DESCRIPTION / COUNTRY OF ORIGIN	JANUARY - DECEMBER 2015		JANUARY - DECEMBER 2016	
		NET WEIGHT (KG)	CIF VALUE (US$)	NET WEIGHT (KG)	CIF VALUE (US$)
	DENMARK	0	0	175 000	224 875
	SUB TOTAL	**644 536**	**833 427**	**982 843**	**1 395 433 ***
1105200000	**FLAKES, GRANULES & PELLETS OF POTATOES**				
05642	MALAYSIA	22 738	13 313	1 010 573	591 371
	INDIA	44 000	60 280	41 000	54 530
	AMERICAN SAMOA	0	0	316 200	434 000
	UNITED STATES	2 915 460	4 229 016	1 763 052	2 480 027
	CANADA	0	0	18 900	25 283
	NETHERLANDS	5 280	8 827	347 210	441 383
	GERMANY, FED. REP. OF	3 338 093	4 330 818	3 266 620	3 970 019
	BELGIUM	0	0	84 000	112 249
	DENMARK	499 997	712 625	748 500	911 694
	POLAND	131 999	167 640	264 000	316 140
	SUB TOTAL	**6 957 567**	**9 522 519**	**7 860 055**	**9 336 696 ***
1106100000	**FLOUR,MEAL & POWDER OF DRIED LEGUMINOUSVEGETBLS OF HEAD 07.13**				
05646	UNITED ARAB EMIRATES	0	0	126	570
	UNITED STATES	0	0	161	944
	CANADA	125	44	20 000	7 000
	SUB TOTAL	**125**	**44**	**20 287**	**8 514 ***
1106201000	**FLOUR,MEAL & POWDER OF MANIOC/CASSAVA**				
05647	PERU	0	0	460	5 095
	SUB TOTAL	**0**	**0**	**460**	**5 095 ***
1106202900	**FLOUR & POWDER OF SAGO**				
05647	AUSTRALIA	29 910	36 112	59 950	75 765
	SUB TOTAL	**29 910**	**36 112**	**59 950**	**75 765 ***
1106209000	**FLOUR,MEAL & POWDER OF ROOTS/TUBER HEAD07.14, OTH THAN MANIOC(CASSAVA) & SAGO**				
05647	THAILAND	18 000	7 650	0	0
	MALAYSIA	811	1 532	0	0
	AUSTRALIA	3 646	22 353	3 706	22 902
	PERU	500	10 500	100	760
	SUB TOTAL	**22 957**	**42 035**	**3 806**	**23 662 ***
1106300000	**FLOUR,MEAL & POWDER OF EDIBLE FRUITS ANDNUTS OF PROD.CHAP.8**				
05648	CHINA	840	9 996	1 010	14 986
	SINGAPORE	7	133	0	0
	MALAYSIA	0	0	3 147	18 592
	INDIA	10 000	8 300	20 000	17 000
	TURKEY	1	1	2 522	8 197
	UNITED STATES	17 876	194 644	81 751	673 699
	CHILE	43	3 756	72	3 666
	PERU	100	2 417	0	0
	GERMANY, FED. REP. OF	2 500	15 710	13 989	92 394
	SUB TOTAL	**31 367**	**234 957**	**122 491**	**828 534 ***
1107100000	**MALT,NOT ROASTED**				
04820	CHINA	5 619 137	2 970 934	4 728 242	2 503 056
	AUSTRALIA	9 204 490	4 041 253	2 414 060	1 068 900
	NETHERLANDS	0	0	6 000	3 656
	FRANCE	2 194 253	754 246	5 893 857	2 497 611
	GERMANY, FED. REP. OF	745 456	306 742	967 017	450 445
	BELGIUM	6 918 772	2 927 707	12 771 872	5 138 947
	DENMARK	1 059 950	505 961	1 290 101	569 321
	CZECH REPUBLIC	1 000 000	461 680	250 000	107 102
	SUB TOTAL	**26 742 058**	**11 968 523**	**28 321 149**	**12 339 038 ***
1107200000	**MALT,ROASTED**				
04820	CHINA	30 568	23 802	32 000	23 071
	AUSTRALIA	518 992	283 534	166 400	132 683
	GERMANY, FED. REP. OF	110 315	70 485	226 618	111 799
	SUB TOTAL	**659 875**	**377 821**	**425 018**	**267 553 ***

http://www.bps.go.id

HS / SITC	COMMODITY DESCRIPTION / COUNTRY OF ORIGIN	JANUARY - DECEMBER 2015		JANUARY - DECEMBER 2016	
		NET WEIGHT (KG)	CIF VALUE (US$)	NET WEIGHT (KG)	CIF VALUE (US$)
1108110000	**WHEAT STARCH**				
59211	JAPAN	1 957 999	737 742	2 002 000	733 251
	TAIWAN	22 500	5 918	0	0
	CHINA	163 999	101 218	102 500	62 572
	THAILAND	0	0	340 000	102 140
	SINGAPORE	876 499	315 870	1 350 500	475 157
	INDIA	0	0	310 700	107 819
	AUSTRALIA	14 056 498	5 881 892	23 027 500	8 196 777
	FRANCE	10 975	10 111	10 836	13 290
	BELGIUM	23 625	10 109	7 000	3 255
	SUB TOTAL	**17 112 095**	**7 062 860**	**27 151 036**	**9 694 261 ***
1108120000	**MAIZE(CORN) STARCH**				
59212	JAPAN	81 168	162 601	112 561	179 593
	KOREA, REPUBLIC OF	12 183 463	5 210 352	4 547 000	1 834 292
	TAIWAN	21 000	8 400	0	0
	CHINA	43 713 804	17 975 991	75 059 800	25 954 877
	THAILAND	39 000	14 859	25 000	9 250
	MALAYSIA	75 100	68 105	255 125	210 738
	VIET NAM	400 000	198 000	0	0
	INDIA	66 900 976	25 263 044	12 173 625	4 109 001
	TURKEY	29 256 999	11 204 661	29 445 000	10 107 176
	UNITED STATES	17 987	28 672	1 928	3 171
	CHILE	0	0	40 000	13 320
	ARGENTINA	4 445 673	1 691 376	4 539 625	1 843 885
	BRAZIL	25 360 043	9 133 718	13 412 475	4 655 163
	UNITED KINGDOM	0	0	19 500	7 215
	NETHERLANDS	4 267 525	1 557 089	163 500	71 950
	FRANCE	674 567	510 989	636 703	493 728
	GERMANY, FED. REP. OF	4 779 260	1 720 534	12 708 720	4 492 466
	BELGIUM	58 500	21 060	0	0
	ITALY	3 221 425	1 241 508	2 028 500	755 910
	SPAIN	2 399 875	863 955	2 376 000	855 360
	UKRAINE	9 162 960	3 254 459	15 585 501	4 956 596
	MALTA	0	0	3	8
	RUSSIA FEDERATION	39 000	14 235	0	0
	SUB TOTAL	**207 098 325**	**80 143 608**	**173 130 566**	**60 553 699 ***
1108130000	**POTATO STARCH**				
59213	INDIA	0	0	18 000	12 762
	NETHERLANDS	6 040 147	3 892 198	5 202 000	3 601 314
	FRANCE	3 151 118	1 847 118	1 969 575	1 371 117
	GERMANY, FED. REP. OF	4 974 975	3 103 503	4 885 476	3 375 221
	AUSTRIA	35 000	21 612	52 500	31 789
	DENMARK	1 732 499	1 168 134	1 305 000	926 165
	SWEDEN	0	0	40 000	28 200
	POLAND	147 000	95 004	544 000	357 174
	CZECH REPUBLIC	57 508	39 430	48 000	33 586
	SUB TOTAL	**16 138 247**	**10 166 999**	**14 064 551**	**9 737 328 ***
1108140000	**MANIOC(CASSAVA) STARCH**				
59214	CHINA	999 000	424 825	0	0
	THAILAND	532 776 180	229 761 676	553 156 022	199 022 754
	SINGAPORE	454	4 627	108 000	38 880
	VIET NAM	56 460 982	23 921 392	75 803 700	27 149 630
	AUSTRALIA	42 000	19 110	0	0
	UNITED STATES	2 449	16 656	4 852	33 004
	BRAZIL	5 670 250	2 276 855	1 054 000	392 616
	SUB TOTAL	**595 951 315**	**256 425 141**	**630 126 574**	**226 636 884 ***
1108191000	**SAGO STARCH**				
59215	CHINA	66 000	42 900	0	0
	MALAYSIA	0	0	22 500	11 330
	AUSTRIA	0	0	30	433
	BELGIUM	9 025	18 769	0	0
	SUB TOTAL	**75 025**	**61 669**	**22 530**	**11 763 ***

http://www.bps.go.id

HS / SITC	COMMODITY DESCRIPTION / COUNTRY OF ORIGIN	JANUARY - DECEMBER 2015		JANUARY - DECEMBER 2016	
		NET WEIGHT (KG)	CIF VALUE (US$)	NET WEIGHT (KG)	CIF VALUE (US$)
1108199000	**OTHER STARCHES (OTH THAN WHEAT,MAIZE,POTATO, MANIOC & SAGO)**				
59215	JAPAN	10 000	8 600	55 500	47 730
	CHINA	12 500	11 000	0	0
	THAILAND	100 000	104 584	8 000	36 400
	UNITED STATES	0	0	10	157
	SUB TOTAL	**122 500**	**124 184**	**63 510**	**84 287 ***
1108200000	**INULIN**				
59216	NETHERLANDS	3 877 694	9 009 855	3 567 080	7 944 875
	BELGIUM	2 817 646	7 485 610	3 626 777	8 591 169
	SUB TOTAL	**6 695 340**	**16 495 465**	**7 193 857**	**16 536 044 ***
1109000000	**WHEAT GLUTEN, WHETHER OR NOT DRIED**				
59217	JAPAN	3 955 879	1 517 611	2 905 000	1 005 674
	CHINA	1 105 995	1 535 106	1 360 125	1 975 929
	AUSTRALIA	78 000	31 200	0	0
	NETHERLANDS	59 999	108 600	140 000	247 200
	BELGIUM	1 750	2 319	49 625	80 590
	LITHUANIA	65 000	103 876	146 250	256 454
	SUB TOTAL	**5 266 623**	**3 298 712**	**4 601 000**	**3 565 847 ***
1201900000	**SOYA BEANS, OTH THAN SEED, WHETHER ORNOT BROKEN**				
22220	JAPAN	0	0	20 400	13 362
	CHINA	2 225 351	2 740 568	1 520 407	2 189 474
	SINGAPORE	0	0	1	1
	MALAYSIA	13 079 317	8 001 881	5 647 263	3 041 164
	MYANMAR	95 999	32 115	0	0
	INDIA	0	0	120 360	127 474
	ETHIOPIA	2 179 997	880 720	0	0
	AUSTRALIA	0	0	6	86
	UNITED STATES	2 206 443 789	1 006 209 674	2 236 864 103	947 232 488
	CANADA	26 117 201	13 508 544	7 404 942	3 696 506
	ARGENTINA	1 000 299	489 322	7 498 310	1 612 137
	BRAZIL	1 002 600	401 040	0	0
	URUGUAY	4 787 124	2 102 717	2 727 460	1 128 448
	SUB TOTAL	**2 256 931 677**	**1 034 366 581**	**2 261 803 252**	**959 041 140 ***
1202410000	**OTH THAN SEED OF GROUND-NUT,NOT ROASTED/ OTHWISE COOKED,IN SHELL**				
22211	CHINA	1 334 731	1 536 399	20 340	27 053
	SINGAPORE	138 999	20 650	0	0
	MALAYSIA	160 000	92 861	0	0
	INDIA	64 405 548	63 947 702	48 171 101	48 135 822
	INDONESIA	53 940	92 237	0	0
	SUDAN	40 000	26 600	316 000	322 244
	ETHIOPIA	0	0	70 000	74 200
	TANZANIA, UNITED REP. OF	669 477	466 868	133 852	80 311
	MOZAMBIQUE	1 879 250	1 678 252	2 272 580	2 032 410
	AUSTRALIA	0	0	5 000	15 100
	ARGENTINA	902 810	881 020	549 680	549 680
	BRAZIL	414 832	389 090	100 000	95 000
	UNITED KINGDOM	53	847	0	0
	SUB TOTAL	**69 999 640**	**69 132 526**	**51 638 553**	**51 331 820 ***
1202420000	**OTH THAN SEED OF GROUND-NUT,NOT ROASTED/COOKED,SHELLED,WHETHER/NOT BROKEN**				
22212	CHINA	15 331 100	21 021 719	6 215 250	7 965 704
	SINGAPORE	16 601	23 003	109 768	143 196
	PHILIPPINES	68 000	77 520	0	0
	MALAYSIA	17 454 252	12 741 595	10 844 632	5 540 241
	MYANMAR	0	0	75 000	70 878
	CAMBODIA	200 000	160 800	0	0
	VIET NAM	1 639 998	1 474 800	0	0
	INDIA	84 385 094	93 491 912	118 784 486	126 707 924
	BANGLADESH	56 000	73 360	0	0
	SUDAN	0	0	1 204 900	1 292 140
	ETHIOPIA	0	0	180 000	202 500
	TANZANIA, UNITED REP. OF	603 024	661 548	0	0
	MOZAMBIQUE	4 523 250	5 265 441	248 000	247 575
	COTE D'IVOIRE	16 730	18 821	0	0

http://www.bps.go.id

HS / SITC	COMMODITY DESCRIPTION / COUNTRY OF ORIGIN	JANUARY - DECEMBER 2015		JANUARY - DECEMBER 2016	
		NET WEIGHT (KG)	CIF VALUE (US$)	NET WEIGHT (KG)	CIF VALUE (US$)
	SENEGAL	0	0	400 000	406 000
	SOUTH AFRICA	136 000	169 300	0	0
	AUSTRALIA	0	0	2 125	6 163
	UNITED STATES	0	0	39 916	45 305
	NORWAY	0	0	1	32
	SUB TOTAL	**124 430 049**	**135 179 819**	**138 104 078**	**142 627 658 ***
1203000000	**COPRA**				
22310	EAST TIMOR	764 480	132 216	448 336	131 258
	SUB TOTAL	**764 480**	**132 216**	**448 336**	**131 258 ***
1204000000	**LINSEED, WHETHER OR NOT BROKEN.**				
22340	INDIA	0	0	8 725	8 507
	AUSTRALIA	1 241	5 131	2 000	3 041
	UNITED STATES	64 833	353 371	30 073	265 858
	CANADA	9 100	8 216	26 374	18 519
	UKRAINE	0	0	25 000	10 875
	SUB TOTAL	**75 174**	**366 718**	**92 172**	**306 800 ***
1205100000	**LOW ERUCIC ACID RAPE/COLZA SEEDS WHETHER OR NOT BROKEN**				
22261	AUSTRALIA	0	0	329 150	140 643
	CANADA	170 990	114 052	303 540	176 615
	SUB TOTAL	**170 990**	**114 052**	**632 690**	**317 258 ***
1205900000	**NOT LOW ERUCIC ACID RAPE OR COLZA SEEDSWHETHER OR NOT BROKEN**				
22261	INDIA	46 000	41 400	41 000	24 100
	AUSTRALIA	132 320	76 798	592 880	276 699
	CANADA	42 819	35 540	27 442	19 992
	UKRAINE	0	0	290 775	164 377
	SUB TOTAL	**221 139**	**153 738**	**952 097**	**485 168 ***
1206000000	**SUNFLOWER SEEDS, WHETHER OR NOT BROKEN**				
22240	CHINA	4 303 915	4 742 435	1 658 370	1 117 598
	MALAYSIA	3 571 099	2 950 714	11 975 254	6 310 833
	INDIA	26 000	20 800	92 315	60 277
	AUSTRALIA	0	0	3 500	7 048
	UNITED STATES	3 383 973	3 951 997	803 534	939 853
	CANADA	30 144	31 517	37 188	30 004
	ARGENTINA	101 600	32 126	101 385	34 851
	GERMANY, FED. REP. OF	1 000	1 160	3 000	3 508
	BELGIUM	0	0	1 500	1 789
	BULGARIA	337 999	248 820	598 000	422 240
	SUB TOTAL	**11 755 730**	**11 979 569**	**15 274 046**	**8 928 001 ***
1207101000	**PALM NUTS & KERNELS, WHETHER/NOT BROKENSUITABLE FOR SOWING**				
22370	PAPUA NEW GUINEA	1 240	245 088	2 574	1 113 069
	MALAYSIA	55	18 733	0	0
	UNITED STATES	180	44 773	0	0
	SUB TOTAL	**1 475**	**308 594**	**2 574**	**1 113 069 ***
1207210000	**COTTON SEEDS, SEED, WHETHER/NOT BROKEN**				
22230	THAILAND	30	186	0	0
	MYANMAR	76 000	112 955	57 000	68 305
	INDIA	0	0	18 878	24 130
	SUB TOTAL	**76 030**	**113 141**	**75 878**	**92 435 ***
1207290000	**COTTON SEEDS, OTH THAN SEED, WHETHER/OR NOT BROKEN**				
22230	SINGAPORE	0	0	116	2 897
	MYANMAR	0	0	38 000	49 590
	CHILE	0	0	27	335
	SUB TOTAL	**0**	**0**	**38 143**	**52 822 ***

http://www.bps.go.id

HS / SITC	COMMODITY DESCRIPTION / COUNTRY OF ORIGIN	JANUARY - DECEMBER 2015		JANUARY - DECEMBER 2016	
		NET WEIGHT (KG)	CIF VALUE (US$)	NET WEIGHT (KG)	CIF VALUE (US$)
1207300000	**CASTOR OIL SEEDS, WHETHER OR NOT BROKEN**				
22370	UNITED KINGDOM	0	0	10 000	269 520
	SUB TOTAL	**0**	**0**	**10 000**	**269 520 ***
1207401000	**SESAMUM SEEDS, WHETHER OR NOT BROKEN,EDIBLE**				
22250	CHINA	63 066	50 081	3 679	6 653
	MALAYSIA	3 021 753	2 461 425	2 563 293	1 785 393
	INDIA	2 872 658	1 491 060	3 106 869	1 801 229
	MEXICO	9 760	31 181	49 853	170 006
	SUB TOTAL	**5 967 237**	**4 033 747**	**5 723 694**	**3 763 281 ***
1207409000	**SESAMUM SEEDS, WHETHER OR NOT BROKEN,NOT EDIBLE**				
22250	CHINA	80 520	306 980	24 000	87 692
	SINGAPORE	20 412	98 181	0	0
	INDIA	4 208 792	2 255 963	4 711 249	2 984 039
	TURKEY	500	1 832	0	0
	AUSTRALIA	3 947	24 257	9 235	41 109
	SUB TOTAL	**4 314 171**	**2 687 213**	**4 744 484**	**3 112 840 ***
1207500000	**MUSTARD SEEDS,WHETHER OR NOT BROKEN**				
22262	INDIA	500	176	0	0
	AUSTRALIA	163	1 089	500	1 066
	SUB TOTAL	**663**	**1 265**	**500**	**1 066 ***
1207600000	**SAFFLOWER (CARTHAMUS TINCTORIUS) SEEDS,WHETHER OR NOT BROKEN**				
22370	CHINA	0	0	11	191
	SUB TOTAL	**0**	**0**	**11**	**191 ***
1207700000	**MELON SEEDS,WHETHER OR NOT BROKEN**				
05489	THAILAND	12	512	6	806
	SUB TOTAL	**12**	**512**	**6**	**806 ***
1207999000	**OTHER OIL SEEDS & OLEAGINOUS FRUITS,WHETHER OR NOT BROKEN**				
22370	CHINA	69 704	183 866	76 916	240 534
	PAPUA NEW GUINEA	504	47 465	658	23 625
	THAILAND	0	0	1 764	293 964
	MALAYSIA	26 003	67 004	2 110	14 440
	MYANMAR	57 000	55 195	133 000	146 395
	INDIA	214 575	316 500	138 000	198 750
	PAKISTAN	117 999	175 460	138 000	205 190
	SAUDI ARABIA	0	0	172 620	56 965
	TURKEY	16 000	10 160	17 000	26 520
	EGYPT	0	0	235 705	110 096
	ETHIOPIA	0	0	24 000	27 960
	AUSTRALIA	41 290	25 600	255 660	134 222
	EAST TIMOR	368 267	64 994	577 759	193 187
	UNITED STATES	321 741	129 483	723 256	232 821
	CANADA	525 665	396 797	36 264	32 135
	MEXICO	173	550	17 423	60 536
	CHILE	0	0	225	2 439
	BOLIVIA	0	0	4 000	25 462
	PERU	9 000	27 666	32 675	82 791
	UNITED KINGDOM	49	5 750	0	0
	SUB TOTAL	**1 767 970**	**1 506 490**	**2 587 035**	**2 108 032 ***
1208100000	**FLOURS AND MEALS OF SOYA BEANS**				
22390	JAPAN	0	0	20	225
	CHINA	49 838	132 748	127 740	283 423
	MALAYSIA	19 305	27 510	0	0
	INDIA	1 580 594	1 258 761	1 132 000	761 168
	AUSTRALIA	72 000	99 063	38 000	57 143
	UNITED STATES	570 760	3 948 465	728 199	4 964 934
	NETHERLANDS	0	0	400	2 577
	GERMANY, FED. REP. OF	450	2 436	0	0
	SPAIN	0	0	16 000	18 572
	SUB TOTAL	**2 292 947**	**5 468 983**	**2 042 359**	**6 088 042 ***

http://www.bps.go.id

HS / SITC	COMMODITY DESCRIPTION / COUNTRY OF ORIGIN	JANUARY - DECEMBER 2015		JANUARY - DECEMBER 2016	
		NET WEIGHT (KG)	CIF VALUE (US$)	NET WEIGHT (KG)	CIF VALUE (US$)
1208900000	**FLOURS&MEALS OF OTH OIL SEED/OLEAGINOUSFRUITS OTH THAN MUSTARD**				
22390	INDIA	0	0	18	81
	AUSTRALIA	0	0	864	3 990
	UNITED STATES	374	1 842	1 334	6 390
	SUB TOTAL	**374**	**1 842**	**2 216**	**10 461 ***
1209210000	**LUCERNE (ALFALFA) SEEDS, OF A KIND USEDFOR SOWING**				
29252	AUSTRALIA	271	890	100	888
	SUB TOTAL	**271**	**890**	**100**	**888 ***
1209292000	**OTHER BEET SEED, OF A KIND USEDFOR SOWING**				
29252	AUSTRALIA	835	7 811	0	0
	SUB TOTAL	**835**	**7 811**	**0**	**0 ***
1209299000	**OTHER SEED OF FORAGE PLANTS, OF A KINDUSED FOR SOWING**				
29252	INDIA	5 000	90 000	9 000	84 000
	AUSTRALIA	8 330	74 127	4 150	34 853
	FIJI	0	0	95	25 556
	UNITED STATES	0	0	120	1 634
	COSTA RICA	264	5 680	0	0
	NETHERLANDS	8 745	8 694	0	0
	SUB TOTAL	**22 339**	**178 501**	**13 365**	**146 043 ***
1209300000	**SEEDS OF HERBACEOUS PLANTS CULTIVATEDPRINCIPALLY FOR THEIR FLOWERS**				
29253	CHINA	0	0	16	32 000
	SUB TOTAL	**0**	**0**	**16**	**32 000 ***
1209919000	**OTHER VEGETABLE SEEDS, OTHER THAN ONION SEEDS, OF A KIND USED FOR SOWING**				
29254	JAPAN	23 255	1 853 061	31 624	2 976 530
	HONG KONG	1 462	7 063	495	5 136
	KOREA, REPUBLIC OF	304 753	298 302	6 458	505 364
	TAIWAN	7 000	168 110	643	92 812
	CHINA	3 311	539 893	1 855	156 674
	THAILAND	74 824	1 922 919	44 220	1 506 257
	SINGAPORE	12	369	0	0
	PHILIPPINES	2 791	141 887	1 927	208 602
	MALAYSIA	0	0	40 000	163 000
	VIET NAM	0	0	2 500	10 024
	INDIA	3 444	462 190	4 066	406 890
	INDONESIA	0	0	10 200	15 530
	NEW ZEALAND	20 500	86 585	500	19 075
	UNITED STATES	2 499	12 027	2 653	14 457
	NETHERLANDS	3 622	174 810	5 289	1 012 042
	FRANCE	3 398	495 034	2 000	263 048
	GERMANY, FED. REP. OF	0	0	3	5 262
	DENMARK	20 071	81 608	0	0
	ITALY	1 500	57 667	4 100	157 937
	SUB TOTAL	**472 442**	**6 301 525**	**158 533**	**7 518 640 ***
1209991000	**RUBBER TREE SEEDS OR KENAF SEEDS,OF A KIND USED FOR SOWING**				
29259	INDIA	400	18 800	0	0
	MEXICO	2 000	8 700	0	0
	SUB TOTAL	**2 400**	**27 500**	**0**	**0 ***
1209999000	**OTHER SEED, FRUIT, AND SPORES, OF A KINDUSED FOR SOWING**				
29259	JAPAN	86	12 383	10	230
	TAIWAN	0	0	54	11 727
	THAILAND	0	0	115 400	189 256
	PHILIPPINES	0	0	6	354
	MALAYSIA	9 000	15 390	70	38 500
	INDIA	151 100	252 326	13 950	48 676
	AUSTRALIA	0	0	3	1 290
	UNITED STATES	52	35 361	0	0
	POLAND	0	0	1	102
	SUB TOTAL	**160 238**	**315 460**	**129 494**	**290 135 ***

http://www.bps.go.id

HS / SITC	COMMODITY DESCRIPTION / COUNTRY OF ORIGIN	JANUARY - DECEMBER 2015		JANUARY - DECEMBER 2016	
		NET WEIGHT (KG)	CIF VALUE (US$)	NET WEIGHT (KG)	CIF VALUE (US$)
1210200000	**HOP CONES,GROUND,POWDERED OR IN THE FORM OF PELLETS; LUPULIN**				
05484	CHINA	6 000	61 937	3 000	32 595
	AUSTRALIA	540	6 383	0	0
	UNITED STATES	15 172	100 126	20 578	226 389
	GERMANY, FED. REP. OF	15 130	155 330	24 649	253 434
	SUB TOTAL	**36 842**	**323 776**	**48 227**	**512 418 ***
1211201000	**GINSENG ROOTS,CUT, CRUSHED/POWDERED FORM,FRESH/DRIED**				
29242	JAPAN	363	10 668	584	15 510
	KOREA, REPUBLIC OF	300	28 620	390	40 340
	CHINA	2 225	50 166	1 127	44 123
	SUB TOTAL	**2 888**	**89 454**	**2 101**	**99 973 ***
1211209000	**GINSENG ROOTS, NOT IN CUT OR CRUSHED ORPOWDERED FORM, FRESH/DRIED**				
29242	KOREA, REPUBLIC OF	2 075	771 403	0	0
	CHINA	79	50	16 276	69 421
	MALAYSIA	43	25	0	0
	INDIA	1 000	7 500	2 500	15 575
	PAKISTAN	126 420	115 420	240 860	454 707
	EGYPT	15 000	7 875	14 250	27 787
	SUDAN	10 000	27 650	0	0
	SUB TOTAL	**154 617**	**929 923**	**273 886**	**567 490 ***
1211901300	**RAUWOLFIA SERPENTINA ROOTS,FOR PHARMACY,IN CUT/CRUSHED/POWDERED, FRESH/DRIED**				
29249	HONG KONG	0	0	14 210	17 054
	CHINA	144 749	142 207	210 552	222 578
	DEMOCRATIC REP. OF THE CONGO	2 159 796	5 335 415	2 809 280	6 803 016
	SUB TOTAL	**2 304 545**	**5 477 622**	**3 034 042**	**7 042 648 ***
1211901900	**OTHER PLANTS & PARTS OF PLANTS, IN OTHERFORMS, FOR PHARMACY**				
29249	JAPAN	0	0	101	8 588
	CHINA	14 830	45 392	32 528	111 673
	INDIA	6 590	7 083	0	0
	BRAZIL	1 500	13 500	7 000	57 085
	FRANCE	10	2 385	0	0
	SWITZERLAND	50	1 988	0	0
	ITALY	425	85 830	0	0
	SUB TOTAL	**23 405**	**156 178**	**39 629**	**177 346 ***
1211909100	**PYRETHRUM, IN CUT,CRUSHED/POWDERED FORM,FRESH/DRIED**				
29249	CHINA	64 000	371 221	55 000	273 820
	UNITED STATES	0	0	248	38 753
	SPAIN	0	0	79	1 179
	SUB TOTAL	**64 000**	**371 221**	**55 327**	**313 752 ***
1211909200	**PYRETHRUM, IN OTHER FORM, FRESH/DRIED**				
29249	CHINA	0	0	84 000	34 047
	INDIA	4 500	2 990	0	0
	PAKISTAN	0	0	19 000	13 300
	SUB TOTAL	**4 500**	**2 990**	**103 000**	**47 347 ***
1211909400	**SANDALWOOD, FRESH/DRIED**				
29249	THAILAND	0	0	19	710
	INDIA	7 014	2 412	9 150	2 837
	SUB TOTAL	**7 014**	**2 412**	**9 169**	**3 547 ***
1211909500	**AGARWOOD (GAHARU) CHIPS, FRESH/DRIED**				
29249	THAILAND	0	0	17	1 862
	INDIA	0	0	4 000	4 020
	SAUDI ARABIA	2	951	0	0
	SUB TOTAL	**2**	**951**	**4 017**	**5 882 ***
1211909600	**LIQUORICE ROOTS, FRESH/DRIED**				
29249	CHINA	32 661	179 753	115 039	524 948

http://www.bps.go.id

HS / SITC	COMMODITY DESCRIPTION / COUNTRY OF ORIGIN	JANUARY - DECEMBER 2015		JANUARY - DECEMBER 2016	
		NET WEIGHT (KG)	CIF VALUE (US$)	NET WEIGHT (KG)	CIF VALUE (US$)
	PAKISTAN	127 883	293 340	79 450	139 682
	GERMANY, FED. REP. OF	0	0	200	2 979
	SUB TOTAL	**160 544**	**473 093**	**194 689**	**667 609 ***
1211909800	**OTH PLANTS&PARTS OF PLANTS, NOT FORPHARMACY, IN CUT,CRUSHED/POWDERED FORM**				
29249	KOREA, REPUBLIC OF	6	10	0	0
	CHINA	16 258	49 770	74 011	331 912
	THAILAND	0	0	9	579
	INDIA	182 601	1 331 706	178 799	1 184 032
	EGYPT	6	396	11	771
	SOUTH AFRICA	6	412	2	131
	PARAGUAY	16	1 245	9	682
	NETHERLANDS	210	1 566	0	0
	CROATIA	74	5 827	123	8 064
	SUB TOTAL	**199 177**	**1 390 932**	**252 964**	**1 526 171 ***
1211909900	**OTH PLANTS&PARTS OF PLANTS, NOT FORPHARMACY, NOT CUT,CRUSHED/POWDERED FOR**				
29249	HONG KONG	0	0	11 851	11 103
	CHINA	682 589	1 917 265	389 640	499 620
	THAILAND	4 028	49 781	8 000	92 672
	SINGAPORE	5	216	565	4 842
	INDIA	265 664	239 253	276 343	233 029
	PAKISTAN	0	0	86 075	13 840
	INDONESIA	1 459	9 339	4 200	6 720
	TURKEY	369	4 122	387	5 730
	EGYPT	825	6 620	495	4 674
	SOUTH AFRICA	0	0	24	361
	AUSTRALIA	0	0	80	1 393
	UNITED STATES	128	1 044	0	0
	NETHERLANDS	385	2 300	1 945	11 646
	GERMANY, FED. REP. OF	107 528	954 896	14 796	103 080
	ITALY	74	581	0	0
	SPAIN	10	7	0	0
	POLAND	0	0	25 673	212 637
	SUB TOTAL	**1 063 064**	**3 185 424**	**820 074**	**1 201 347 ***
1212211000	**EUCHEUMA SPP,FRESH,CHILLED,FROZEN,DRIED,FOR HUMAN CONSUMPTION**				
29297	CHINA	1 153	15 205	0	0
	IRELAND	1 000	13 250	0	0
	SUB TOTAL	**2 153**	**28 455**	**0**	**0 ***
1212212000	**GRACILARIA LICHENOIDES,FRESH,CHILLED,FROZEN,DRIED, FOR HUMAN CONSUMPTION**				
29297	KOREA, REPUBLIC OF	0	0	1 221	37 076
	CHINA	3 000	24 000	0	0
	SUB TOTAL	**3 000**	**24 000**	**1 221**	**37 076 ***
1212219000	**OTHER SEAWEED & ALGAE, FRESH, CHILLED,FROZEN,DRIED, FOR HUMAN CONSUMPTION**				
29297	JAPAN	230	5 075	10 085	46 835
	KOREA, REPUBLIC OF	85 326	2 613 955	12 688	170 281
	TAIWAN	30 000	43 650	30 000	53 100
	CHINA	10 000	71 064	8 962	66 370
	THAILAND	18 666	524 801	8 950	221 313
	SINGAPORE	1	4	0	0
	BELGIUM	3	849	0	0
	SUB TOTAL	**144 226**	**3 259 398**	**70 685**	**557 899 ***
1212291100	**SEAWEEDS & OTH ALGAE,FRESH,CHILLED/DRIED OF A KIND USED IN PHARMACY**				
29297	JAPAN	893	3 766	631	2 640
	SINGAPORE	53	1 345	0	0
	SUB TOTAL	**946**	**5 111**	**631**	**2 640 ***
1212291900	**SEAWEEDS & OTH ALGAE,FRESH,CHILLED/DRIED USED IN DYEING,TANNING,PERFUMERY**				
29297	INDONESIA	143 780	127 936	0	0
	SUB TOTAL	**143 780**	**127 936**	**0**	**0 ***

http://www.bps.go.id

HS / SITC	COMMODITY DESCRIPTION / COUNTRY OF ORIGIN	JANUARY - DECEMBER 2015		JANUARY - DECEMBER 2016	
		NET WEIGHT (KG)	CIF VALUE (US$)	NET WEIGHT (KG)	CIF VALUE (US$)
1212292000	**SEAWEEDS & OTH ALGAE,FRESH,CHILLED/DRIED FOR OTH,NOT FOR HUMAN CONSUMPTION**				
29297	KOREA, REPUBLIC OF	11 237	205 093	6 949	126 502
	TAIWAN	0	0	15 000	26 550
	CHINA	31 997	287 807	20 225	197 752
	SUB TOTAL	**43 234**	**492 900**	**42 174**	**350 804 ***
1212293000	**SEAWEEDS & OTH ALGAE,FROZEN, NOT FORHUMAN CONSUMPTION**				
29297	INDONESIA	18 820	18 587	0	0
	UNITED STATES	523	6 633	1 185	25 156
	SUB TOTAL	**19 343**	**25 220**	**1 185**	**25 156 ***
1212910000	**SUGAR BEET, FRESH,CHILLED, FROZEN/DRIED,WHETHER/NOT GROUND**				
05487	JAPAN	3	43	0	0
	SUB TOTAL	**3**	**43**	**0**	**0 ***
1212920000	**LOCUST BEAN(CAROB),FRESH,CHILLED,FROZEN/DRIED, WHETHER/NOT GROUND**				
05489	ALGERIA	0	0	32 500	24 376
	UNITED STATES	249	1 985	0	0
	BELGIUM	67 500	42 808	0	0
	SPAIN	450 000	296 341	310 005	218 397
	SUB TOTAL	**517 749**	**341 134**	**342 505**	**242 773 ***
1212990000	**OTHER VEGETABLE PRODUCT, FOR HUMANCONSUMPTION, N.E.S OR INCLUDED**				
05489	CHINA	18 848	31 335	19 858	54 533
	THAILAND	0	0	83	250
	AUSTRALIA	0	0	3 600	21 533
	UNITED STATES	50 000	134 400	0	0
	MEXICO	0	0	1 000	6 050
	SPAIN	112 500	80 350	295 000	219 496
	POLAND	0	0	4	404
	SUB TOTAL	**181 348**	**246 085**	**319 545**	**302 266 ***
1213000000	**CEREAL STRAW &HUSKS,UNPREPARED,WHETHER/NOT CHOPPED,GROUND,PRESSED/PELLETS**				
08111	VIET NAM	0	0	177 075	26 041
	INDIA	1 475	12 460	1 550	11 693
	AUSTRALIA	0	0	125 003	31 876
	SUB TOTAL	**1 475**	**12 460**	**303 628**	**69 610 ***
1214900000	**OTHER FORAGE PRODUCTS,WHETHER/NOT IN FOROF PELLETS,OTH THAN LUCERNE (ALFALFA)**				
08113	SINGAPORE	33 799	5 850	0	0
	MALAYSIA	33 200	9 960	0	0
	AUSTRALIA	1 286 034	395 450	2 040 816	605 322
	UNITED STATES	4 252 992	1 787 230	2 222 612	763 011
	NETHERLANDS	50	340	0	0
	BELGIUM	6 240	4 170	6 175	4 166
	LITHUANIA	97 450	34 494	86 000	27 376
	SUB TOTAL	**5 709 765**	**2 237 494**	**4 355 603**	**1 399 875 ***
1301200000	**GUM ARABIC**				
29222	JAPAN	3 426	47 997	4 641	91 333
	CHINA	0	0	7 000	61 986
	THAILAND	18 000	83 121	18 000	83 585
	SINGAPORE	0	0	501	1 050
	MALAYSIA	0	0	50	7 000
	INDIA	1 000	1 965	8 000	38 804
	EGYPT	0	0	1 000	1 800
	SUDAN	100	881	0	0
	CHAD	7 000	19 600	13 000	55 770
	AUSTRALIA	252	3 349	485	5 371
	UNITED STATES	38 894	140 497	13 117	64 079
	UNITED KINGDOM	3 150	12 790	6 650	27 116
	NETHERLANDS	181	4 034	0	0
	FRANCE	331 397	1 333 764	606 505	2 125 538
	GERMANY, FED. REP. OF	14 021	81 112	20 276	131 487
	BELGIUM	0	0	40	675
	SUB TOTAL	**417 421**	**1 729 110**	**699 265**	**2 695 594 ***

http://www.bps.go.id

HS / SITC	COMMODITY DESCRIPTION / COUNTRY OF ORIGIN	JANUARY - DECEMBER 2015		JANUARY - DECEMBER 2016	
		NET WEIGHT (KG)	CIF VALUE (US$)	NET WEIGHT (KG)	CIF VALUE (US$)
1301901000	**GUM BENJAMIN**				
29229	SINGAPORE	0	0	1 300	19 804
	MALAYSIA	466	649	0	0
	SWITZERLAND	10	468	10	368
	SUB TOTAL	**476**	**1 117**	**1 310**	**20 172 ***
1301902000	**GUM DAMAR**				
29229	JAPAN	80	1 264	0	0
	HONG KONG	0	0	39	379
	CHINA	348 985	312 800	225 520	208 675
	PHILIPPINES	0	0	200	1 478
	INDIA	300	3 748	250	3 125
	INDONESIA	0	0	14 550	27 645
	NETHERLANDS	2 500	64 800	5 500	88 645
	FRANCE	0	0	2	717
	SUB TOTAL	**351 865**	**382 612**	**246 061**	**330 664 ***
1301904000	**LAC**				
29229	JAPAN	4	1 044	3	977
	CHINA	20	271	0	0
	INDIA	12 791	32 878	36 005	40 258
	INDONESIA	150	3 520	0	0
	UNITED STATES	0	0	30	1 371
	FRANCE	85	4 174	25	1 927
	GERMANY, FED. REP. OF	701	11 983	800	13 548
	SUB TOTAL	**13 751**	**53 870**	**36 863**	**58 081 ***
1301909000	**OTHER NATURAL GUM AND RESIN**				
29229	KOREA, REPUBLIC OF	48	284	0	0
	CHINA	46 176	684 820	34 454	741 030
	THAILAND	1 000	4 660	0	0
	SINGAPORE	1 011	15 820	5	539
	MALAYSIA	28	119	0	0
	INDIA	7 275	138 712	14 324	321 759
	INDONESIA	33 000	61 050	0	0
	UNITED STATES	11 704	407 337	20 655	701 788
	UNITED KINGDOM	388	9 364	5	551
	FRANCE	15 491	427 221	6 752	327 351
	GERMANY, FED. REP. OF	327	9 748	33	7 482
	SWITZERLAND	11	184	53	1 855
	SUB TOTAL	**116 459**	**1 759 319**	**76 281**	**2 102 355 ***
1302119000	**SAPS AND EXTRACTS OF OTHER OPIUM,WHETHER OR NOT MODIFIED**				
29294	AUSTRALIA	0	0	10 000	30 000
	UNITED STATES	0	0	6 500	22 100
	SUB TOTAL	**0**	**0**	**16 500**	**52 100 ***
1302120000	**SAPS AND EXTRACTS OF LIQUORICE, WHETHEROR NOT MODIFIED**				
29294	JAPAN	394	74 563	26	198 740
	KOREA, REPUBLIC OF	60	867	0	0
	CHINA	124 046	1 130 795	185 298	1 709 180
	SINGAPORE	0	0	6 507	75 181
	MALAYSIA	0	0	1 061	15 604
	IRAN (ISLAMIC REPUBLIC OF)	1 000	10 850	2 000	18 500
	SWAZILAND	75	2 163	25	919
	UNITED STATES	79 476	1 361 214	21 518	382 169
	NETHERLANDS	0	0	285	2 898
	FRANCE	355	4 357	35	751
	GERMANY, FED. REP. OF	78 040	536 295	44 580	346 658
	SWITZERLAND	75	2 032	275	8 202
	SUB TOTAL	**283 521**	**3 123 136**	**261 610**	**2 758 802 ***
1302130000	**SAPS AND EXTRACTS OF HOPS,WHETHER OR NOT MODIFIED**				
29294	HONG KONG	0	0	33	1 092
	KOREA, REPUBLIC OF	220	2 900	240	784
	THAILAND	97	1 926	0	0
	AUSTRALIA	0	0	46	1 247

http://www.bps.go.id

HS / SITC	COMMODITY DESCRIPTION / COUNTRY OF ORIGIN	JANUARY - DECEMBER 2015		JANUARY - DECEMBER 2016	
		NET WEIGHT (KG)	CIF VALUE (US$)	NET WEIGHT (KG)	CIF VALUE (US$)
	UNITED STATES	12 233	584 217	18 373	775 873
	UNITED KINGDOM	0	0	100	6 575
	FRANCE	185	3 905	155	4 915
	GERMANY, FED. REP. OF	4 866	84 843	1 050	85 035
	DENMARK	23	4 544	0	0
	ITALY	3	1 187	0	0
	SPAIN	0	0	10	602
	SUB TOTAL	**17 627**	**683 522**	**20 007**	**876 123 ***
1302192000	**EXTRACTS AND TINCTURES OF CANNABIS**				
29294	KOREA, REPUBLIC OF	70	1 963	0	0
	CHINA	0	0	17	2 755
	UNITED STATES	12	1 380	24	2 790
	SUB TOTAL	**82**	**3 343**	**41**	**5 545 ***
1302193000	**OTHER MEDICINAL EXTRACTS DERIVED FROMVEGETABLE PRODUCTS, WHETHER/NOT MODIFI**				
29294	JAPAN	1 321	825 094	1 787	404 515
	HONG KONG	220	10 110	0	0
	KOREA, REPUBLIC OF	60	5 700	250	31 500
	TAIWAN	2 504	68 665	3 214	441 329
	CHINA	101 146	5 053 361	104 324	5 107 000
	THAILAND	111	11 065	68	7 419
	SINGAPORE	153	41 482	100	17 696
	MALAYSIA	4 008	177 159	0	0
	INDIA	31 760	834 356	42 129	1 001 141
	PAKISTAN	40 000	116 580	0	0
	UNITED ARAB EMIRATES	44	3 174	0	0
	AUSTRALIA	1 462	76 169	7	1 836
	UNITED STATES	4 637	227 659	3 285	178 622
	BRAZIL	225	13 950	0	0
	UNITED KINGDOM	1 546	31 297	794	19 105
	NETHERLANDS	100	12 871	0	0
	FRANCE	15 181	1 055 714	13 661	977 929
	GERMANY, FED. REP. OF	51 422	1 574 220	50 484	2 043 803
	BELGIUM	0	0	120	19 210
	SWITZERLAND	6 014	1 292 249	2 932	630 569
	ITALY	11 389	1 415 501	11 658	1 413 341
	SPAIN	7 837	309 825	19 261	766 189
	POLAND	11 701	110 736	3 000	27 642
	BULGARIA	220	78 634	315	104 177
	SLOVENIA	40	9 618	0	0
	SUB TOTAL	**293 101**	**13 355 189**	**257 389**	**13 193 023 ***
1302194000	**VEGETABLE SAPS&EXTRACTS OF PYRETHRUM/OFTHE ROOT OF PLANTS CONTAIN ROTENONE**				
29294	JAPAN	175	98 000	1	173
	CHINA	0	0	1	354
	UNITED ARAB EMIRATES	73	5 583	0	0
	UNITED STATES	0	0	1	2 705
	NETHERLANDS	0	0	125	15 793
	FRANCE	24	1 594	56	4 322
	ITALY	0	0	8	2
	SUB TOTAL	**272**	**105 177**	**192**	**23 349 ***
1302195000	**JAPAN (OR CHINESE) LACQUER (NATURALLACQUER)**				
29294	TAIWAN	0	0	180	648
	SUB TOTAL	**0**	**0**	**180**	**648 ***
1302199000	**OTHER VEGETABLE SAPS AND EXTRACTS**				
29294	JAPAN	11 299	717 373	10 952	454 972
	HONG KONG	220	10 113	0	0
	KOREA, REPUBLIC OF	2 749	50 038	6 828	215 610
	TAIWAN	300	1 365	210	2 450
	CHINA	87 945	2 437 108	62 988	2 593 281
	THAILAND	3 307	23 581	269	22 961
	SINGAPORE	153 846	2 176 020	176 100	1 658 165
	PHILIPPINES	5 200	17 108	10 435	37 574
	MALAYSIA	318	1 704	2 003	12 576
	INDIA	1 997	107 057	3 919	210 973

http://www.bps.go.id

HS / SITC	COMMODITY DESCRIPTION / COUNTRY OF ORIGIN	JANUARY - DECEMBER 2015		JANUARY - DECEMBER 2016	
		NET WEIGHT (KG)	CIF VALUE (US$)	NET WEIGHT (KG)	CIF VALUE (US$)
	INDONESIA	0	0	4 680	18 720
	UNITED ARAB EMIRATES	57	4 516	16	4 931
	SOUTH AFRICA	0	0	60	5 762
	AUSTRALIA	5 948	62 079	26 280	91 274
	UNITED STATES	102 706	800 557	43 641	641 275
	CANADA	285 500	483 339	334 930	544 311
	MEXICO	0	0	21	1 501
	CHILE	1	137	75	2 239
	ARGENTINA	0	0	551	12 054
	BRAZIL	867	51 716	2 415	106 083
	UNITED KINGDOM	50 503	779 505	44 066	627 873
	NETHERLANDS	40 773	527 368	52 339	532 360
	FRANCE	40 371	1 880 185	56 306	2 296 540
	GERMANY, FED. REP. OF	34 213	786 510	66 430	842 097
	AUSTRIA	1	553	0	0
	BELGIUM	0	0	19	5 048
	SWITZERLAND	6 315	1 909 992	8 636	1 833 709
	MONACO	0	0	275	30 580
	IRELAND	550	57 820	550	58 384
	ITALY	157	25 803	858	132 428
	SPAIN	4 873	315 920	19 592	452 459
	POLAND	0	0	2	152
	SUB TOTAL	**840 016**	**13 227 467**	**935 446**	**13 448 342 ***
1302200000	**PECTIC SUBSTANCES, PECTINATES & PECTATES**				
29295	JAPAN	0	0	5	1 660
	TAIWAN	390	8 977	0	0
	CHINA	61 442	1 038 391	50 459	853 694
	THAILAND	0	0	6	830
	SINGAPORE	1	38	0	0
	PHILIPPINES	250	3 295	0	0
	INDIA	213 450	243 355	21 757	38 572
	UNITED STATES	56 807	989 897	94 767	1 617 475
	BRAZIL	14 604	218 637	9 000	148 274
	FRANCE	250	9 800	1 035	33 660
	GERMANY, FED. REP. OF	24 280	349 867	50 480	654 864
	BELGIUM	16 310	323 042	21 515	403 100
	DENMARK	82 248	1 207 244	66 300	1 037 371
	NORWAY	0	0	100	2 200
	ITALY	100	2 351	0	0
	SPAIN	8 431	342 326	3 202	352 147
	SUB TOTAL	**478 563**	**4 737 220**	**318 626**	**5 143 847 ***
1302310000	**AGAR-AGAR**				
29296	JAPAN	10 000	28 500	22	119
	CHINA	100	3 700	0	0
	SINGAPORE	0	0	8	994
	MALAYSIA	85 431	134 306	42 338	57 825
	UNITED ARAB EMIRATES	0	0	5	186
	UNITED STATES	0	0	6	702
	CANADA	19 500	62 725	0	0
	GERMANY, FED. REP. OF	115	26 620	23	1 236
	SPAIN	599	17 166	645	13 107
	SUB TOTAL	**115 745**	**273 017**	**43 047**	**74 169 ***
1302320000	**MUCILAGES&THICKENERS, WHETHER/NOT MODIF,DERIVED FROM LOCUST BEANS/GUAR SEEDS**				
29296	JAPAN	0	0	11	227
	CHINA	135 900	1 391 356	212 050	1 771 930
	THAILAND	0	0	4 250	31 497
	SINGAPORE	408	11 149	25	523
	PHILIPPINES	0	0	53	316
	INDIA	2 072 596	3 979 448	2 343 138	2 852 633
	PAKISTAN	5 500	31 500	43 375	262 816
	SRI LANKA	0	0	174 555	367 298
	TURKEY	48 000	419 670	16 000	155 551
	UNITED STATES	267 730	1 479 736	140 347	881 002
	NETHERLANDS	109 833	365 178	0	0
	FRANCE	6 800	280 669	7 975	330 527
	GERMANY, FED. REP. OF	0	0	63	1 755
	SWITZERLAND	40 000	138 290	100 000	346 690

http://www.bps.go.id

HS / SITC	COMMODITY DESCRIPTION / COUNTRY OF ORIGIN	JANUARY - DECEMBER 2015		JANUARY - DECEMBER 2016	
		NET WEIGHT (KG)	CIF VALUE (US$)	NET WEIGHT (KG)	CIF VALUE (US$)
	DENMARK	32 775	387 680	31 800	351 000
	ITALY	187 750	853 006	213 900	1 098 238
	SPAIN	144 375	1 239 159	175 778	1 750 379
	SUB TOTAL	**3 051 667**	**10 576 841**	**3 463 320**	**10 202 382 ***
1302391010	**CARAGEENAN IN POWDER FORM**				
29296	KOREA, REPUBLIC OF	0	0	91	750
	CHINA	191 750	1 884 146	301 900	2 484 030
	SINGAPORE	400	15 600	2 925	118 755
	PHILIPPINES	149 300	1 488 357	129 500	1 191 734
	UNITED STATES	6 061	117 341	1 000	21 200
	CANADA	13 000	41 600	13 000	42 069
	DENMARK	12 400	324 877	92 600	1 390 072
	SPAIN	0	0	25	440
	SUB TOTAL	**372 911**	**3 871 921**	**541 041**	**5 249 050 ***
1302391090	**CARAGEENAN NOT IN POWDER FORM**				
29296	TAIWAN	79	3 221	0	0
	CHINA	0	0	49 500	103 950
	SINGAPORE	75	2 038	0	0
	PHILIPPINES	0	0	232	1 582
	SWITZERLAND	0	0	21	5 523
	DENMARK	17 600	323 312	17 600	297 792
	SPAIN	25	568	0	0
	SUB TOTAL	**17 779**	**329 139**	**67 353**	**408 847 ***
1302399000	**OTH MUCILAGES & THICKENERS, WHETHER/NOTMODIFIED,DERIVED FROM VEGETABLE PRODUC**				
29296	JAPAN	25 995	497 257	36 007	651 593
	KOREA, REPUBLIC OF	62 107	686 390	78 000	634 073
	TAIWAN	73 176	292 876	48 321	152 768
	CHINA	826 298	8 356 906	1 109 950	11 088 178
	THAILAND	198	2 077	10 037	65 627
	SINGAPORE	5 282	103 159	1 106	28 760
	PHILIPPINES	62 000	874 274	42 175	610 086
	MALAYSIA	100	739	1 759	5 544
	INDIA	33 881	101 943	28	3 792
	INDONESIA	0	0	3 630	18 150
	UNITED STATES	12 751	420 507	17 927	489 100
	CHILE	2 000	33 000	0	0
	PERU	3 350	23 113	2 200	13 750
	UNITED KINGDOM	0	0	26	241
	NETHERLANDS	2	39	0	0
	FRANCE	367	21 874	110	7 022
	DENMARK	63 350	618 703	60 250	729 225
	IRELAND	23 600	130 479	8 750	51 441
	ITALY	25	331	0	0
	SPAIN	3 004	11 720	6 000	23 401
	SUB TOTAL	**1 197 486**	**12 175 387**	**1 426 276**	**14 572 751 ***
1401100000	**BAMBOOS USED PRIMARILY FOR PLAITING,CLEANED, BLEACHED/DYED**				
29231	JAPAN	765	15 377	1 071	21 346
	CHINA	129 029	110 829	597 740	414 603
	VIET NAM	19 400	15 092	10 000	11 900
	SUB TOTAL	**149 194**	**141 298**	**608 811**	**447 849 ***
1401209000	**OTH RATTANS,USED PRIMARILY FOR PLAITING,CLEANED, BLEACHED/DYED**				
29232	PHILIPPINES	79	1 423	0	0
	SUB TOTAL	**79**	**1 423**	**0**	**0 ***
1401900000	**OTH VEGETABLE MATERIAL USED FOR PLAITING,OTH THAN BAMBOOS&RATTAN,CLEANED,BLEAC**				
29239	CHINA	0	0	286 662	377 999
	MADAGASCAR	0	0	5 000	4 400
	AUSTRALIA	4 317	38 155	892	5 834
	SUB TOTAL	**4 317**	**38 155**	**292 554**	**388 233 ***

http://www.bps.go.id

HS / SITC	COMMODITY DESCRIPTION / COUNTRY OF ORIGIN	JANUARY - DECEMBER 2015		JANUARY - DECEMBER 2016	
		NET WEIGHT (KG)	CIF VALUE (US$)	NET WEIGHT (KG)	CIF VALUE (US$)
1404200000	**COTTON LINTERS**				
2632	INDIA	98 419	141 033	0	0
	COTE D'IVOIRE	149 976	224 337	0	0
	SUB TOTAL	**248 395**	**365 370**	**0**	**0 ***
1404902010	**BARKS OF A USED PRIMARILY IN TANNING**				
29299	TURKEY	0	0	13 040	12 000
	SUB TOTAL	**0**	**0**	**13 040**	**12 000 ***
1404902090	**OTH VEGETABLE PRODUCTS OF A KIND USEDIN TANNING/DYEING, OTH THAN BARKS**				
29299	JAPAN	500	2 277	660	6 220
	CHINA	90 483	18 891	0	0
	MALAYSIA	20 450	7 020	0	0
	INDIA	0	0	30 000	47 400
	SPAIN	171	1 564	0	0
	SUB TOTAL	**111 604**	**29 752**	**30 660**	**53 620 ***
1404909000	**OTH VEGETABLE PRODCTS NOT USED PRIMARILYIN TANNING/DYEING, NES**				
29299	JAPAN	0	0	40	602
	CHINA	6 344	14 451	19 500	7 313
	THAILAND	17 429	15 687	0	0
	MALAYSIA	15 000	33 165	0	0
	VIET NAM	0	0	67 700	12 233
	INDIA	46 025	55 986	10 028	16 070
	SRI LANKA	50 000	9 770	55	110
	INDONESIA	7 603 238	583 012	0	0
	EGYPT	26 265	26 265	26 000	26 000
	GABON	5	339	0	0
	AUSTRALIA	0	0	76	851
	UNITED STATES	36 232	46 814	118 298	135 147
	FRANCE	191	9 226	310	11 929
	SUB TOTAL	**7 800 729**	**794 715**	**242 007**	**210 255 ***
1502101000	**EDIBLE TALLOW OF BOVINE ANIMALS,SHEEP OR GOATS, OTHER THAN HEADING 15.03**				
41132	NEW ZEALAND	15 570	29 583	0	0
	SUB TOTAL	**15 570**	**29 583**	**0**	**0 ***
1502909000	**UNEDIBLE FATS OF BOVINE ANIMALS, SHEEP/GOATS, OTH THAN TALLOW, OTH HEAD 15.04**				
41132	NEW ZEALAND	400	2 600	0	0
	SUB TOTAL	**400**	**2 600**	**0**	**0 ***
1504109000	**OTH THAN SOLID FRACTS OF FISH-LIVER OILSWHET/NOT REFINED,NOT CHEMICALLY MODIFI**				
41111	KOREA, REPUBLIC OF	258 199	474 454	182 400	311 480
	SINGAPORE	81	228	0	0
	MALAYSIA	12	854	0	0
	VIET NAM	36 778	45 973	0	0
	AUSTRALIA	109 810	128 087	0	0
	NEW ZEALAND	193 220	254 463	182 900	181 878
	CHILE	339 788	423 832	314 665	369 792
	NETHERLANDS	22 300	31 220	0	0
	ICELAND	0	0	25	613
	SUB TOTAL	**960 188**	**1 359 111**	**679 990**	**863 763 ***
1504201000	**SOLID FRACTION OF FATS&OIL FISH OTH THANLIVER OILS, NOT CHEMICALLY MODIFIED**				
41112	AUSTRALIA	0	0	4 656	63 865
	CHILE	133 200	604 428	176 675	804 373
	SWITZERLAND	240 352	6 055 722	277 396	6 982 089
	ICELAND	950	7 656	1 900	26 252
	SUB TOTAL	**374 502**	**6 667 806**	**460 627**	**7 876 579 ***
1504209000	**OTH THAN SOLID FRACT OF FATS&OILS FISHOTH THAN LIVER OILS,NOT CHEMICALLY MOD**				
41112	KOREA, REPUBLIC OF	0	0	228 000	349 448
	CHINA	349 997	565 606	674 790	990 590
	THAILAND	0	0	49	248
	SINGAPORE	0	0	25	355

http://www.bps.go.id

HS / SITC	COMMODITY DESCRIPTION / COUNTRY OF ORIGIN	JANUARY - DECEMBER 2015		JANUARY - DECEMBER 2016	
		NET WEIGHT (KG)	CIF VALUE (US$)	NET WEIGHT (KG)	CIF VALUE (US$)
	VIET NAM	0	0	16 740	28 458
	SOUTH AFRICA	42 680	57 618	0	0
	MAURITIUS	0	0	30 760	47 678
	AUSTRALIA	1 889 058	2 020 683	1 222 517	1 366 670
	NEW ZEALAND	41 580	40 332	82 645	86 597
	UNITED STATES	40 309	55 755	854 387	1 377 788
	CHILE	3 069 467	3 557 512	3 367 990	4 227 805
	NETHERLANDS	160	4 040	260	5 607
	GERMANY, FED. REP. OF	18	489	0	0
	NORWAY	240	7 452	154 780	192 621
	SUB TOTAL	**5 433 509**	**6 309 487**	**6 632 943**	**8 673 865 ***
1505001000	**LANOLIN**				
41135	JAPAN	0	0	51	1 696
	TAIWAN	7 200	50 400	0	0
	CHINA	3 000	27 100	5 000	42 750
	SINGAPORE	69 590	764 398	21 785	224 706
	GERMANY, FED. REP. OF	0	0	37 800	264 600
	SUB TOTAL	**79 790**	**841 898**	**64 636**	**533 752 ***
1505009000	**WOOL GREASE & FATTY SUBSTANCE DERIVEDTHEREFROM, OTH THAN LANOLIN**				
41135	JAPAN	0	0	34	1 227
	CHINA	0	0	56	2 739
	SINGAPORE	1	34	0	0
	URUGUAY	11 400	22 914	11 400	17 186
	UNITED KINGDOM	14 533	197 108	4 950	59 842
	SUB TOTAL	**25 934**	**220 056**	**16 440**	**80 994 ***
1506000000	**OTH ANIMAL FATS&OILS&THEIR FRACTIONS WHT/NOT REFINED, NOT CHEMICALLY MODIFIED**				
41139	FRANCE	306 720	357 966	240 015	319 427
	SUB TOTAL	**306 720**	**357 966**	**240 015**	**319 427 ***
1507100000	**CRUDE OIL OF SOYA BEAN, WHETHER/NOTREFINED, WHETHER/NOT DEGUMMED**				
42111	TAIWAN	268	2 327	21	292
	CHINA	0	0	4 143	10 091
	THAILAND	60 800	61 948	760	1 443
	MALAYSIA	3 725	8 291	449	1 588
	AUSTRALIA	38	1 932	6	108
	UNITED STATES	1 515	9 743	0	0
	BRAZIL	0	0	23 125	112 467
	GERMANY, FED. REP. OF	55	721	0	0
	SUB TOTAL	**66 401**	**84 962**	**28 504**	**125 989 ***
1507901000	**FRACTION OF UNREFINED SOYA-BEAN OIL,NOT CHEMICALLY MODIFIED**				
42119	SINGAPORE	259 367	419 295	112 480	204 312
	MALAYSIA	1 318 660	1 255 724	2 098 547	2 002 090
	AUSTRALIA	3 164 017	3 694 685	2 903 380	3 028 494
	UNITED STATES	3 120	8 646	0	0
	ITALY	688	1 317	0	0
	SUB TOTAL	**4 745 852**	**5 379 667**	**5 114 407**	**5 234 896 ***
1507909000	**FRACTION OF REFINED SOYA-BEAN OIL,NOT CHEMICALLY MODIFIED**				
42119	JAPAN	31 461	53 871	682	3 628
	KOREA, REPUBLIC OF	11 373	24 299	23 577	42 920
	TAIWAN	3 300	4 126	45 545	49 609
	CHINA	0	0	2 992	10 080
	THAILAND	1 964 199	1 831 750	4 358 230	4 091 179
	SINGAPORE	1 224 615	1 382 015	725 914	753 443
	MALAYSIA	14 856 012	15 913 823	12 991 687	13 698 252
	UNITED STATES	179 348	254 675	122 122	167 972
	BRAZIL	0	0	19 051	23 964
	NETHERLANDS	0	0	200	432
	FRANCE	2 000	7 502	1 343	8 363
	GERMANY, FED. REP. OF	970	6 576	250	1 634
	SWITZERLAND	1	11	0	0
	SUB TOTAL	**18 273 279**	**19 478 648**	**18 291 593**	**18 851 476 ***

http://www.bps.go.id

HS / SITC	COMMODITY DESCRIPTION / COUNTRY OF ORIGIN	JANUARY - DECEMBER 2015		JANUARY - DECEMBER 2016	
		NET WEIGHT (KG)	CIF VALUE (US$)	NET WEIGHT (KG)	CIF VALUE (US$)
1508100000	**CRUDE OIL OF GROUND-NUT, WHETHER/NOTREFINED, NOT CHEMICALLY MODIFIED**				
42131	AUSTRALIA	3	812	0	0
	UNITED STATES	1 349	5 485	0	0
	SWITZERLAND	25	740	0	0
	SUB TOTAL	**1 377**	**7 037**	**0**	**0 ***
1508909000	**FRACTION OF REFINED GROUND-NUT OIL, WHET/NOT REFINED,NOT CHEMICALLY MODIFIED**				
42139	SINGAPORE	1	1	0	0
	UNITED STATES	91	1 136	48	859
	SWITZERLAND	175	1 260	205	1 126
	ITALY	866	1 658	0	0
	SUB TOTAL	**1 133**	**4 055**	**253**	**1 985 ***
1509101000	**VIRGIN OLIVE OIL,PACKING OF NET WEIGHT_30 KG, NOT CHEMICALLY MODIFIED**				
42141	KOREA, REPUBLIC OF	28 285	71 872	25 163	34 430
	TURKEY	77 505	317 266	49 120	181 980
	EGYPT	25 000	55 000	40 741	92 848
	MOROCCO	2 292	55 500	4 584	111 520
	UNITED STATES	0	0	333	1 262
	UNITED KINGDOM	11	227	0	0
	FRANCE	535	5 438	0	0
	BELGIUM	7 106	13 731	37 675	65 324
	ITALY	963 272	3 873 611	1 287 395	5 753 839
	SPAIN	763 459	3 485 191	624 885	2 745 910
	PORTUGAL	0	0	18	257
	SUB TOTAL	**1 867 465**	**7 877 836**	**2 069 914**	**8 987 370 ***
1509109000	**VIRGIN OLIVE OIL,PACKING OF NET WEIGHT>30 KG,NOT CHEMICALLY MODIFIED**				
42141	CHINA	0	0	27	995
	THAILAND	0	0	7	227
	SINGAPORE	1	13	0	0
	PALESTINA	0	0	621	2 750
	UNITED ARAB EMIRATES	1 535	4 364	2 028	3 420
	EGYPT	0	0	960	5 170
	NEW ZEALAND	54	698	190	3 325
	UNITED STATES	0	0	347	1 316
	UNITED KINGDOM	141	1 855	72	1 639
	ITALY	32 822	189 826	4 993	44 668
	SPAIN	229 788	627 279	228 026	607 452
	SUB TOTAL	**264 341**	**824 035**	**237 271**	**670 962 ***
1509901100	**FRACTION OF UNREFINED OLIVE OIL,PACKINGOF NET WEIGHT _30 KG**				
42142	AUSTRALIA	0	0	6 305	29 534
	ITALY	2 748	11 936	2 748	12 982
	SPAIN	19 775	88 994	10 588	41 706
	SUB TOTAL	**22 523**	**100 930**	**19 641**	**84 222 ***
1509901900	**FRACTION OF UNREFINED OLIVE OIL,PACKINGOF NET WEIGHT >30 KG**				
42142	EGYPT	29 958	62 735	100 420	260 118
	FRANCE	0	0	200	4 380
	GERMANY, FED. REP. OF	0	0	380	1 202
	ITALY	0	0	3 741	8 362
	SPAIN	0	0	32 000	125 420
	SUB TOTAL	**29 958**	**62 735**	**136 741**	**399 482 ***
1509909100	**FRACTION OF REFINED OLIVE OIL,IN PACKINGOF NET WEIGHT _30 KG**				
42142	UNITED KINGDOM	25	1 156	0	0
	NETHERLANDS	0	0	350	2 094
	GERMANY, FED. REP. OF	276	2 595	0	0
	ITALY	404	2 521	5 104	24 683
	SPAIN	1 661	7 133	1 872	7 177
	PORTUGAL	4 575	28 258	0	0
	SUB TOTAL	**6 941**	**41 663**	**7 326**	**33 954 ***
1509909900	**FRACTION OF REFINED OLIVE OIL,IN PACKINGOF NET WEIGHT >30 KG**				
42142	THAILAND	0	0	14	656

http://www.bps.go.id

HS / SITC	COMMODITY DESCRIPTION / COUNTRY OF ORIGIN	JANUARY - DECEMBER 2015		JANUARY - DECEMBER 2016	
		NET WEIGHT (KG)	CIF VALUE (US$)	NET WEIGHT (KG)	CIF VALUE (US$)
	SINGAPORE	2	131	3	409
	UNITED KINGDOM	0	0	4	123
	NETHERLANDS	600	2 142	0	0
	GERMANY, FED. REP. OF	190	1 038	0	0
	ITALY	53	417	0	0
	SPAIN	157 708	745 565	142 315	738 171
	SUB TOTAL	**158 553**	**749 293**	**142 336**	**739 359 ***
1510001000	**CRUDE OIL,OBTAINED SOLELY FROM OLIVES,WHETHER/NOT REFINED,NOT CHEMICALLY MOD**				
42149	BANGLADESH	0	0	1 250	6 093
	SPAIN	0	0	18	234
	SUB TOTAL	**0**	**0**	**1 268**	**6 327 ***
1510002000	**FRACTIONS OF UNREFINED OIL, SOLELY FROMOLIVES,WHET/NOT REFINED,NOT CHEMCL MOD**				
42149	AUSTRALIA	0	0	35	1 558
	UNITED STATES	250	2 083	450	3 807
	ITALY	1 583	3 030	0	0
	SUB TOTAL	**1 833**	**5 113**	**485**	**5 365 ***
1510009000	**FRACTIONS OF REFINED OIL, SOLELY FROMOLIVES,WHET/NOT REFINED,NOT CHEMCL MOD**				
42149	SINGAPORE	123	2 708	0	0
	MALAYSIA	0	0	5	140
	AUSTRALIA	4	2 312	77	4 787
	VANUATU	0	0	1	167
	UNITED STATES	0	0	4 728	19 226
	UNITED KINGDOM	0	0	23	1 908
	ITALY	585	3 814	11 588	40 525
	SPAIN	300 923	739 770	289 657	729 644
	SUB TOTAL	**301 635**	**748 604**	**306 079**	**796 397 ***
1511100000	**CRUDE PALM OIL**				
42221	PHILIPPINES	0	0	2 500 000	3 874 713
	MALAYSIA	0	0	7	164
	SUB TOTAL	**0**	**0**	**2 500 007**	**3 874 877 ***
1511901100	**SOLID FRACTIONS OF UNREFINED PALM OIL,NOT CHEMICALLY MODIFIED**				
42229	SINGAPORE	1	67	0	0
	MALAYSIA	0	0	71 972	61 987
	SUB TOTAL	**1**	**67**	**71 972**	**61 987 ***
1511901900	**UNSOLID FRACTIONS OF UNREFINED PALM OIL,NOT CHEMICALLY MODIFIED**				
42229	SINGAPORE	0	0	1 200	1 824
	SUB TOTAL	**0**	**0**	**1 200**	**1 824 ***
1511909110	**SOLID FRACTIONS OF REFINED PALM OIL,PACKING OF A NET WEIGHT_20KG**				
42229	UNITED STATES	0	0	28 085	104 112
	NETHERLANDS	50	565	0	0
	HUNGARY	50	278	0	0
	SUB TOTAL	**100**	**843**	**28 085**	**104 112 ***
1511909190	**SOLID FRACTIONS OF REFINED PALM OIL,PACKING OF A NET WEIGHT>20KG**				
42229	SINGAPORE	29 640	42 537	30 400	40 660
	MALAYSIA	0	0	54	115
	INDIA	7 505 781	4 503 468	0	0
	SUB TOTAL	**7 535 421**	**4 546 005**	**30 454**	**40 775 ***
1511909200	**UNSOLID FRACTIONS OF REFINED PALM OIL,PACKING NET WEIGHT_20KG**				
42229	MALAYSIA	7 552	14 293	4 789	7 913
	SUB TOTAL	**7 552**	**14 293**	**4 789**	**7 913 ***
1511909900	**UNSOLID FRACTIONS OF REFINED PALM OIL,PACKING NET WEIGHT>20KG**				
42229	CHINA	0	0	50	181
	SINGAPORE	50	1 295	96	95

http://www.bps.go.id

HS / SITC	COMMODITY DESCRIPTION / COUNTRY OF ORIGIN	JANUARY - DECEMBER 2015		JANUARY - DECEMBER 2016	
		NET WEIGHT (KG)	CIF VALUE (US$)	NET WEIGHT (KG)	CIF VALUE (US$)
	MALAYSIA	20 032	19 110	20 022	19 039
	INDONESIA	1 469	4 712	0	0
	UNITED STATES	16	2 223	362	1 282
	UNITED KINGDOM	0	0	1	107
	NETHERLANDS	0	0	1 400	3 784
	FRANCE	0	0	1	286
	GERMANY, FED. REP. OF	6 900	34 661	0	0
	SUB TOTAL	**28 467**	**62 001**	**21 932**	**24 774 ***
1512110000	**CRUDE OIL OF SUNFLOWER SEED/SAFFLOWER**				
42151	SINGAPORE	0	0	480	1 654
	INDIA	91	1 153	0	0
	SPAIN	0	0	6 123	13 208
	SUB TOTAL	**91**	**1 153**	**6 603**	**14 862 ***
1512191000	**FRACTIONS OF UNREFINED SUNFLOWER-SEED/SAFFLOWER OIL**				
42159	MALAYSIA	54 720	68 192	18 240	22 364
	TURKEY	21 000	24 843	0	0
	AUSTRALIA	47 800	136 974	31 640	91 895
	NEW ZEALAND	190	2 508	0	0
	GERMANY, FED. REP. OF	25	403	0	0
	SUB TOTAL	**123 735**	**232 920**	**49 880**	**114 259 ***
1512199000	**FRACTIONS OF REFINED SUNFLOWER-SEED/SAFFLOWER OIL**				
42159	JAPAN	16	1 012	50	490
	CHINA	0	0	7	184
	THAILAND	105 000	114 660	498 510	525 739
	SINGAPORE	264 625	405 634	437 271	638 506
	MALAYSIA	2 043 954	2 578 663	1 492 098	1 907 527
	INDIA	0	0	1 936	3 133
	TURKEY	1 635 970	1 821 812	1 296 320	1 442 661
	NEW ZEALAND	0	0	37	642
	UNITED STATES	7 186	59 607	10 734	107 303
	CANADA	0	0	3 057	4 722
	UNITED KINGDOM	18	232	24	330
	NETHERLANDS	65 900	189 173	99 850	262 590
	FRANCE	921 170	1 135 270	1 312 010	1 419 979
	GERMANY, FED. REP. OF	0	0	53 200	83 404
	BELGIUM	112 106	217 366	39 304	75 017
	SWITZERLAND	50	297	0	0
	ITALY	26 599	30 079	0	0
	SPAIN	258 170	346 726	267 415	299 470
	SUB TOTAL	**5 440 764**	**6 900 531**	**5 511 823**	**6 771 697 ***
1512299000	**FRACTIONS OF REFINED COTTON SEED OIL**				
42129	HONG KONG	28	863	0	0
	CHINA	0	0	767	16 194
	INDIA	0	0	83	1 534
	UNITED STATES	1 312	4 862	2 804	11 791
	SUB TOTAL	**1 340**	**5 725**	**3 654**	**29 519 ***
1513110000	**CRUDE OIL OF COCONUT (COPRA)**				
42231	VIET NAM	0	0	22 010	27 513
	INDIA	0	0	6 234 704	8 948 457
	NEW ZEALAND	0	0	162 800	220 594
	SUB TOTAL	**0**	**0**	**6 419 514**	**9 196 564 ***
1513191000	**FRACTIONS OF UNREFINED COCONUT OIL, NOTCHEMICALLY MODIFIED**				
42239	PHILIPPINES	0	0	2 178	6 059
	MALAYSIA	360	1 800	20 000	19 798
	AUSTRALIA	25	301	21	515
	SUB TOTAL	**385**	**2 101**	**22 199**	**26 372 ***
1513199000	**FRACTIONS OF REFINED COCONUT OIL, NOTCHEMICALLY MODIFIED**				
42239	KOREA, REPUBLIC OF	28 848	84 415	26 354	88 157
	SINGAPORE	0	0	2 775	18 000

http://www.bps.go.id

HS / SITC	COMMODITY DESCRIPTION / COUNTRY OF ORIGIN	JANUARY - DECEMBER 2015		JANUARY - DECEMBER 2016	
		NET WEIGHT (KG)	CIF VALUE (US$)	NET WEIGHT (KG)	CIF VALUE (US$)
	PHILIPPINES	0	0	68	4 374
	MALAYSIA	3 520	14 400	720	3 600
	INDONESIA	0	0	1 332	3 285
	UNITED STATES	319 750	810 525	248 362	672 223
	UNITED KINGDOM	25	538	25	427
	FRANCE	27	689	60	1 399
	SUB TOTAL	**352 170**	**910 567**	**279 696**	**791 465 ***
1513211000	**CRUDE OIL OF PALM KERNEL**				
42241	THAILAND	138	167	0	0
	SUB TOTAL	**138**	**167**	**0**	**0 ***
1513291400	**UNSOLID FRACTIONS OF UNREFINED BABASSUOIL**				
42249	JAPAN	2	109	0	0
	SUB TOTAL	**2**	**109**	**0**	**0 ***
1513299400	**PALM KERNEL OLEIN, REFINED, BLEACHED & DEODORIZED (RBD)**				
42249	MALAYSIA	0	0	4	156
	SUB TOTAL	**0**	**0**	**4**	**156 ***
1513299500	**PALM KERNEL OIL, RBD**				
42249	CHINA	0	0	10	134
	MALAYSIA	0	0	4	126
	INDONESIA	0	0	18 000	27 122
	SUB TOTAL	**0**	**0**	**18 014**	**27 382 ***
1513299600	**OTH FRACTIONS OF REFINED PALM KERNEL OIL**				
42249	MALAYSIA	10 800	30 780	0	0
	SUB TOTAL	**10 800**	**30 780**	**0**	**0 ***
1514191000	**FRACTION OF UNREFINED LOW ERUCIC ACIDRAPE/COLZA OIL**				
42179	AUSTRALIA	86 060	85 630	129 750	139 481
	SUB TOTAL	**86 060**	**85 630**	**129 750**	**139 481 ***
1514199000	**FRACTION OF REFINED LOW ERUCIC ACIDRAPE/COLZA OIL**				
42179	CHINA	0	0	21 534	41 011
	SINGAPORE	15 360	23 520	30 720	35 481
	MALAYSIA	868 575	1 507 922	1 252 820	1 820 819
	AUSTRALIA	6 958 221	7 172 551	8 323 772	8 737 158
	CANADA	461 538	791 159	319 538	530 356
	SWEDEN	0	0	740	2 959
	ITALY	679	1 300	0	0
	SUB TOTAL	**8 304 373**	**9 496 452**	**9 949 124**	**11 167 784 ***
1514911000	**CRUDE OIL OF NOT LOW ERUCIC ACID OTHERRAPE/COLZA**				
42171	JAPAN	574	1 793	910	2 433
	SUB TOTAL	**574**	**1 793**	**910**	**2 433 ***
1514999100	**FRACTIONS OF REFINED OTH RAPE/COLZA OIL**				
42179	MALAYSIA	381 260	435 456	559 090	592 045
	AUSTRALIA	424 940	482 950	256 690	274 094
	SWITZERLAND	1	147	1	82
	SUB TOTAL	**806 201**	**918 553**	**815 781**	**866 221 ***
1514999900	**FRACTIONS OF REFINED MUSTARD OIL**				
42179	AUSTRALIA	38 400	54 446	19 500	26 825
	NETHERLANDS	4	1 315	6	2 438
	GERMANY, FED. REP. OF	60 800	85 681	45 600	66 094
	SUB TOTAL	**99 204**	**141 442**	**65 106**	**95 357 ***
1515110000	**CRUDE OIL OF LINSEED**				
42211	UNITED KINGDOM	1 140	2 838	0	0

http://www.bps.go.id

HS / SITC	COMMODITY DESCRIPTION / COUNTRY OF ORIGIN	JANUARY - DECEMBER 2015		JANUARY - DECEMBER 2016	
		NET WEIGHT (KG)	CIF VALUE (US$)	NET WEIGHT (KG)	CIF VALUE (US$)
	BELGIUM	13 300	43 599	0	0
	SUB TOTAL	**14 440**	**46 437**	**0**	**0 ***
1515190000	**FRACTIONS OF LINSEED OIL, WHETHER/NOTREFINED, NOT CHEMICALLY MODIFIED**				
42219	SINGAPORE	7 600	12 920	0	0
	MALAYSIA	46 169	75 848	15 200	15 960
	INDIA	0	0	3	165
	UNITED STATES	1 460	34 982	23	479
	GERMANY, FED. REP. OF	492 716	675 772	292 905	325 220
	BELGIUM	2 871 563	3 898 729	1 912 580	2 006 247
	SPAIN	882	3 543	0	0
	SUB TOTAL	**3 420 390**	**4 701 794**	**2 220 711**	**2 348 071 ***
1515210000	**CRUDE OIL OF MAIZE (CORN)**				
42161	SINGAPORE	79 516	130 861	39 487	65 148
	SUB TOTAL	**79 516**	**130 861**	**39 487**	**65 148 ***
1515291900	**UNSOLID FRACTION OF UNREFINED MAIZE(CORN) OIL**				
42169	SINGAPORE	0	0	11 296	11 750
	NETHERLANDS	1 900	9 164	0	0
	ITALY	729	1 396	220	480
	SUB TOTAL	**2 629**	**10 560**	**11 516**	**12 230 ***
1515299100	**SOLID FRACTION OF REFINED MAIZE (CORN)OIL**				
42169	MALAYSIA	307 198	452 890	184 320	269 106
	SUB TOTAL	**307 198**	**452 890**	**184 320**	**269 106 ***
1515299900	**UNSOLID FRACTION OF REFINED MAIZE (CORN)OIL**				
42169	JAPAN	260	650	15	116
	KOREA, REPUBLIC OF	254 239	318 785	488 852	659 159
	CHINA	0	0	29 373	55 948
	SINGAPORE	144 902	317 430	183 456	394 200
	MALAYSIA	327 465	873 320	488 134	1 271 374
	UNITED STATES	0	0	16	124
	FRANCE	1 480 271	1 529 772	1 604 900	1 763 909
	SUB TOTAL	**2 207 137**	**3 039 957**	**2 794 746**	**4 144 830 ***
1515301000	**CRUDE OIL OF CASTOR**				
42250	MALAYSIA	0	0	16 000	29 680
	INDIA	48 000	113 360	64 000	131 600
	AUSTRALIA	1 252	5 760	1 751	11 520
	SUB TOTAL	**49 252**	**119 120**	**81 751**	**172 800 ***
1515309000	**FRACTIONS OF CASTOR OIL, WHETHER/NOTREFINED, NOT CHEMICALLY MODIFIED**				
42250	JAPAN	14 578	46 490	18 671	63 643
	TAIWAN	204	1 286	4 514	36 565
	CHINA	0	0	290	2 702
	THAILAND	1 477 321	2 309 649	2 057 520	2 756 021
	SINGAPORE	1 181	10 423	180	758
	INDIA	286 719	450 428	236 800	296 404
	AUSTRALIA	8 613	36 800	15 861	78 560
	UNITED STATES	1 324	13 480	2 396	15 257
	UNITED KINGDOM	30	2 916	0	0
	NETHERLANDS	0	0	1 050	3 252
	FRANCE	235	2 981	362	4 777
	GERMANY, FED. REP. OF	10 857	42 103	16 440	66 163
	ITALY	0	0	5	24
	SUB TOTAL	**1 801 062**	**2 916 556**	**2 354 089**	**3 324 126 ***
1515501000	**CRUDE OIL OF SESAME**				
42180	JAPAN	1 119	6 614	1 125	8 771
	SUB TOTAL	**1 119**	**6 614**	**1 125**	**8 771 ***

http://www.bps.go.id

HS / SITC	COMMODITY DESCRIPTION / COUNTRY OF ORIGIN	JANUARY - DECEMBER 2015		JANUARY - DECEMBER 2016	
		NET WEIGHT (KG)	CIF VALUE (US$)	NET WEIGHT (KG)	CIF VALUE (US$)
1515502000	**FRACTION OF UNREFINED SESAME OIL, NOT CHEMICALLY MODIFIED**				
42180	JAPAN	5 361	33 434	3 914	27 060
	SUB TOTAL	**5 361**	**33 434**	**3 914**	**27 060 ***
1515509000	**FRACTION OF REFINED SESAME OIL, NOT CHEMICALLY MODIFIED**				
42180	JAPAN	3 855	35 184	10 247	41 255
	KOREA, REPUBLIC OF	6 805	30 306	5 588	33 186
	CHINA	28 166	92 186	125 990	606 515
	THAILAND	0	0	77 091	38 150
	SINGAPORE	358 294	771 693	444 917	706 510
	MALAYSIA	39 776	47 066	163 278	123 949
	UNITED ARAB EMIRATES	0	0	340	943
	UNITED STATES	16 290	1 951 057	16 164	1 966 387
	NETHERLANDS	0	0	9 526	6 353
	SWITZERLAND	1 272	17 152	0	0
	SPAIN	350	3 082	0	0
	SUB TOTAL	**454 808**	**2 947 726**	**853 141**	**3 523 248 ***
1515901100	**CRUDE OIL OF TENGKAWANG**				
42290	KOREA, REPUBLIC OF	0	0	60	123
	MALAYSIA	0	0	344 460	885 148
	MOROCCO	0	0	75	2 815
	ARGENTINA	25	781	0	0
	NETHERLANDS	1 025	17 298	1 375	30 547
	SUB TOTAL	**1 050**	**18 079**	**345 970**	**918 633 ***
1515901200	**FRACTIONS OF UNREFINED TENGKAWANG OIL,NOT CHEMICALLY MODIFIED**				
42290	FRANCE	0	0	91	4 625
	SUB TOTAL	**0**	**0**	**91**	**4 625 ***
1515901900	**FRACTIONS OF REFINED TENGKAWANG OIL,NOT CHEMICALLY MODIFIED**				
42290	JAPAN	525	4 401	4 576	43 286
	INDIA	240	22 896	5 551	114 104
	EGYPT	15 700	62 881	61 500	196 117
	UNITED STATES	11	963	0	0
	UNITED KINGDOM	0	0	14	513
	FRANCE	147	4 291	60	743
	ITALY	0	0	1 000	3 500
	SPAIN	1 216	5 495	749	2 817
	SUB TOTAL	**17 839**	**100 927**	**73 450**	**361 080 ***
1515902100	**CRUDE OIL OF TUNG**				
42290	JAPAN	80	332	0	0
	CHINA	152 000	406 296	197 600	509 960
	SUB TOTAL	**152 080**	**406 628**	**197 600**	**509 960 ***
1515902900	**FRACTIONS OF REFINED TUNG OIL, NOTCHEMICALLY MODIFIED**				
42290	CHINA	10 640	23 195	0	0
	THAILAND	0	0	1	111
	INDIA	4 741	17 447	0	0
	UNITED STATES	4 764	28 560	5 925	34 492
	GUATEMALA	200	28 161	0	0
	BRAZIL	426	25 728	0	0
	GERMANY, FED. REP. OF	0	0	10	43
	SWEDEN	203	2 706	0	0
	ITALY	0	0	227	496
	SUB TOTAL	**20 974**	**125 797**	**6 163**	**35 142 ***
1515903100	**CRUDE JOJOBA OIL**				
42290	ISRAEL	0	0	360	6 467
	FRANCE	0	0	2	980
	SUB TOTAL	**0**	**0**	**362**	**7 447 ***
1515903900	**FRACTIONS OF REFINED JOJOBA OIL, NOTCHEMICALLY MODIFIED**				
42290	JAPAN	50	1 308	990	14 916

http://www.bps.go.id

HS / SITC	COMMODITY DESCRIPTION / COUNTRY OF ORIGIN	JANUARY - DECEMBER 2015		JANUARY - DECEMBER 2016	
		NET WEIGHT (KG)	CIF VALUE (US$)	NET WEIGHT (KG)	CIF VALUE (US$)
	TAIWAN	0	0	46	5 637
	SINGAPORE	0	0	1 400	90 593
	ISRAEL	0	0	360	7 606
	AUSTRALIA	49	1 924	228	10 525
	UNITED STATES	0	0	1 263	25 314
	FRANCE	25	511	0	0
	SWITZERLAND	0	0	5	168
	SPAIN	0	0	10	1 021
	SUB TOTAL	**124**	**3 743**	**4 302**	**155 780 ***
1515909100	**CRUDE OIL OF OTHER FIXED VEGETABLE OILS**				
42290	SINGAPORE	630	31 030	100	2 647
	VIET NAM	265 160	185 652	142 800	87 565
	GERMANY, FED. REP. OF	640	41 091	25	748
	SUB TOTAL	**266 430**	**257 773**	**142 925**	**90 960 ***
1515909200	**FRACTIONS OF UNREFINED OTHER FIXEDVEGETABLE OILS**				
42290	MALAYSIA	125 000	293 632	0	0
	BRAZIL	0	0	41	2 450
	SUB TOTAL	**125 000**	**293 632**	**41**	**2 450 ***
1515909900	**FRACTIONS OF REFINED OTHER FIXEDVEGETABLE OILS, OTH FIXED VEGETABLE FA**				
42290	JAPAN	3 770	96 926	5 155	103 456
	KOREA, REPUBLIC OF	233	1 801	25	376
	TAIWAN	0	0	37	385
	CHINA	132 958	808 503	76 907	494 810
	THAILAND	300	1 725	13 679	27 737
	SINGAPORE	85	2 974	15 540	139 901
	MALAYSIA	4 796	7 944	15 720	27 984
	INDIA	775	10 787	650	10 546
	SRI LANKA	0	0	31	966
	EGYPT	0	0	3 003	8 557
	MOROCCO	56	1 693	5	161
	COTE D'IVOIRE	1 000	13 701	300	4 975
	SOUTH AFRICA	351	4 036	783	8 381
	AUSTRALIA	1 019	32 328	2 127	48 944
	NEW ZEALAND	109	1 282	0	0
	UNITED STATES	3 520	69 146	3 913	66 865
	MEXICO	0	0	25	775
	ARGENTINA	202	5 328	50	1 313
	BRAZIL	75	3 701	508	26 328
	UNITED KINGDOM	1 546	44 921	3 268	92 302
	NETHERLANDS	4 475	27 383	3 061	36 629
	FRANCE	4 334	28 421	4 734	35 769
	GERMANY, FED. REP. OF	2 497	17 976	3 713	24 785
	SWITZERLAND	190	7 868	0	0
	DENMARK	0	0	274	3 989
	SWEDEN	450	8 140	1 601	12 507
	ITALY	161	1 590	361	4 208
	SPAIN	3 495	20 473	3 661	21 893
	ICELAND	26	789	0	0
	RUSSIA FEDERATION	0	0	22	164
	SUB TOTAL	**166 423**	**1 219 436**	**159 153**	**1 204 706 ***
1516101000	**ANIMAL FATS & OILS & THEIR FRACTIONS,INPACKING NET WEIGHT _10 KG**				
43121	TAIWAN	165 054	436 005	0	0
	CHINA	180	2 844	4 745	31 724
	AUSTRALIA	0	0	63 000	70 562
	ICELAND	435	6 767	588	7 246
	SUB TOTAL	**165 669**	**445 616**	**68 333**	**109 532 ***
1516109000	**ANIMAL FATS & OILS & THEIR FRACTIONS,INPACKING NET WEIGHT<10 KG**				
43121	TAIWAN	45 000	117 000	15 000	39 000
	ICELAND	0	0	50	1 011
	SUB TOTAL	**45 000**	**117 000**	**15 050**	**40 011 ***

http://www.bps.go.id

HS / SITC	COMMODITY DESCRIPTION / COUNTRY OF ORIGIN	JANUARY - DECEMBER 2015		JANUARY - DECEMBER 2016	
		NET WEIGHT (KG)	CIF VALUE (US$)	NET WEIGHT (KG)	CIF VALUE (US$)
1516201100	**RE-ESTERIFIED FATS & OILS OF SOYA BEAN & ITS FRACTION**				
43122	CHINA	16 000	16 160	0	0
	SINGAPORE	110 132	153 381	57 449	87 215
	MALAYSIA	159 790	194 723	139 670	167 307
	UNITED STATES	10 560	52 555	7 200	19 659
	NETHERLANDS	188 000	616 191	183 000	598 771
	SUB TOTAL	**484 482**	**1 033 010**	**387 319**	**872 952 ***
1516201200	**RE-ESTERIFIED FATS & OILS OF CRUDE PALMOIL AND ITS FRACTION**				
43122	SINGAPORE	1 400 000	2 681 260	1 000 000	1 733 000
	MALAYSIA	1 433 660	1 957 238	960 800	1 176 811
	UNITED STATES	0	0	19 877	36 772
	SUB TOTAL	**2 833 660**	**4 638 498**	**1 980 677**	**2 946 583 ***
1516201300	**RE-ESTERIFIED FATS&OILS OF PALM OIL,OTHTHAN CRUDE AND ITS FRACTION**				
43122	SINGAPORE	140 357	412 590	95 511	265 850
	MALAYSIA	525 512	585 762	500 820	761 506
	SUB TOTAL	**665 869**	**998 352**	**596 331**	**1 027 356 ***
1516201400	**RE-ESTERIFIED FATS & OILS OF COCONUT AND ITS FRACTION**				
43122	CHINA	312	5 977	0	0
	THAILAND	0	0	211	2 241
	UNITED STATES	0	0	113	4 979
	GERMANY, FED. REP. OF	0	0	1	218
	SUB TOTAL	**312**	**5 977**	**325**	**7 438 ***
1516201600	**RE-ESTERIFIED FATS & OILS OF PALM KERNEL & ITS FRACTION,RBD**				
43122	MALAYSIA	200	286	2 954	4 339
	SWEDEN	0	0	2	8
	SUB TOTAL	**200**	**286**	**2 956**	**4 347 ***
1516201700	**RE-ESTERIFIED FATS & OILS OF GROUND NUTS & ITS FRACTION**				
43122	GERMANY, FED. REP. OF	5	168	0	0
	SUB TOTAL	**5**	**168**	**0**	**0 ***
1516201800	**RE-ESTERIFIED FATS & OILS OF LINSEED &ITS FRACTION**				
43122	CHINA	380	3 705	380	3 743
	NEW ZEALAND	0	0	369	7 448
	SUB TOTAL	**380**	**3 705**	**749**	**11 191 ***
1516201900	**RE-ESTERIFIED FATS&OILS OF OTH VEGETABLE FAT&OILS, AND ITS FRACTION**				
43122	JAPAN	0	0	16	979
	KOREA, REPUBLIC OF	6 497	12 814	493	23 560
	CHINA	0	0	2 560	9 352
	THAILAND	0	0	20	180
	SINGAPORE	32 300	208 855	9 139	59 407
	INDIA	0	0	50	905
	UNITED STATES	417	3 365	392	6 384
	NETHERLANDS	20	250	0	0
	GERMANY, FED. REP. OF	5 420	33 981	9 100	56 765
	SWEDEN	0	0	78	834
	SPAIN	0	0	1 140	7 045
	SUB TOTAL	**44 654**	**259 265**	**22 988**	**165 411 ***
1516202110	**HYDROGENATED FATS IN FLAKES OF PALM OIL**				
43122	KOREA, REPUBLIC OF	36	1 438	75	2 876
	SINGAPORE	4 490	6 103	5 971	7 383
	MALAYSIA	106 980	176 839	150 341	134 847
	SUB TOTAL	**111 506**	**184 380**	**156 387**	**145 106 ***
1516202130	**HYDROGENATED FATS IN FLAKES OF PALMSTEARIN**				
43122	MALAYSIA	0	0	32 000	28 560
	SUB TOTAL	**0**	**0**	**32 000**	**28 560 ***

http://www.bps.go.id

HS / SITC	COMMODITY DESCRIPTION / COUNTRY OF ORIGIN	JANUARY - DECEMBER 2015		JANUARY - DECEMBER 2016	
		NET WEIGHT (KG)	CIF VALUE (US$)	NET WEIGHT (KG)	CIF VALUE (US$)
1516202150	**HYDROGENATED FATS IN FLAKES OF PALMKERNEL OLEIN**				
43122	MALAYSIA	1 762 150	2 067 374	2 553 860	2 951 957
	SUB TOTAL	**1 762 150**	**2 067 374**	**2 553 860**	**2 951 957 ***
1516202170	**HYDROGENATED FATS IN FLAKES OF COCONUTS**				
43122	MALAYSIA	0	0	43	202
	INDONESIA	0	0	3 450	5 210
	SUB TOTAL	**0**	**0**	**3 493**	**5 412 ***
1516202190	**HYDROGENATED FATS IN FLAKES OF GROUND-NUT, SOYA BEANS**				
43122	JAPAN	6 570	11 320	5 940	11 007
	SINGAPORE	15 516	38 344	0	0
	MALAYSIA	140 300	455 975	313 000	967 944
	INDIA	3 514	18 786	5 000	26 406
	BRAZIL	1 486	8 755	1 500	13 370
	GERMANY, FED. REP. OF	2 000	22 700	2 000	22 700
	SUB TOTAL	**169 386**	**555 880**	**327 440**	**1 041 427 ***
1516202300	**HYDROGENATED FATS IN FLAKES OF OLIVES**				
43122	JAPAN	16	151	80	845
	UNITED ARAB EMIRATES	1 012	2 358	0	0
	SUB TOTAL	**1 028**	**2 509**	**80**	**845 ***
1516202900	**HYDROGENATED FATS IN FLAKES OF OTHERVEGETABLE FATS & OILS**				
43122	JAPAN	430	2 796	566	4 030
	THAILAND	9 100	15 015	10 500	13 650
	SINGAPORE	1 645 691	2 639 249	1 491 350	2 614 207
	MALAYSIA	1 514 249	1 981 338	939 519	1 420 134
	INDIA	87 499	132 786	100 000	133 724
	UNITED STATES	1 756	41 121	1 456	26 644
	NETHERLANDS	3 375	15 481	2 685	11 080
	FRANCE	111	815	385	3 848
	GERMANY, FED. REP. OF	362	1 511	0	0
	SUB TOTAL	**3 262 573**	**4 830 112**	**2 546 461**	**4 227 317 ***
1516205200	**PALM STEARIN, W/ IODINE VALUE _ 48, RBD**				
43122	GERMANY, FED. REP. OF	41 725	138 385	57 750	172 800
	SUB TOTAL	**41 725**	**138 385**	**57 750**	**172 800 ***
1516205900	**OTH PALM STEARIN WITH IODINE VALUE _ 48**				
43122	MALAYSIA	0	0	20	8
	UNITED STATES	4	56	0	0
	SUB TOTAL	**4**	**56**	**20**	**8 ***
1516209300	**OTHER FAT & OILS OF OLIVES AND THEIRFRACTIONS**				
43122	UNITED STATES	226	4 247	0	0
	FRANCE	2 275	44 979	4 235	69 168
	BELGIUM	1 620	30 580	2 920	49 868
	ITALY	24 137	211 537	37 987	239 272
	SUB TOTAL	**28 258**	**291 343**	**45 142**	**358 308 ***
1516209400	**OTHER FAT & OILS OF SOYA BEANSAND THEIR FRACTIONS**				
43122	TAIWAN	200	100	0	0
	CHINA	0	0	16 000	15 968
	MALAYSIA	390	2 016	1 755	10 894
	BRAZIL	0	0	10	21
	SUB TOTAL	**590**	**2 116**	**17 765**	**26 883 ***
1516209500	**HYDROGENATED CASTOR OIL (OPAL WAX)**				
43122	JAPAN	590	23 158	154	1 914
	KOREA, REPUBLIC OF	0	0	5 000	19 000
	SINGAPORE	2	117	263	8 884
	INDIA	10 000	14 737	21 500	26 813
	UNITED STATES	0	0	262	8 385

http://www.bps.go.id

HS / SITC	COMMODITY DESCRIPTION / COUNTRY OF ORIGIN	JANUARY - DECEMBER 2015		JANUARY - DECEMBER 2016	
		NET WEIGHT (KG)	CIF VALUE (US$)	NET WEIGHT (KG)	CIF VALUE (US$)
	GERMANY, FED. REP. OF	2 110	17 739	1 600	13 620
	DENMARK	9 600	39 168	0	0
	SUB TOTAL	**22 302**	**94 919**	**28 779**	**78 616 ***
1516209600	**REFINED, BLEACHED AND DEODORISED (RBD)PALM KERNEL STEARIN ONLY**				
43122	AUSTRALIA	7 000	18 241	0	0
	NETHERLANDS	26 400	49 161	39 600	73 644
	SWEDEN	800	3 510	2 400	10 808
	SUB TOTAL	**34 200**	**70 912**	**42 000**	**84 452 ***
1516209700	**HYDROGENATED & RBD PALM KERNEL STEARINOR OLEIN**				
43122	MALAYSIA	862 356	1 065 748	1 595 570	2 352 782
	SUB TOTAL	**862 356**	**1 065 748**	**1 595 570**	**2 352 782 ***
1516209800	**OTH FAT & OILS OF GROUND-NUTS, PALM OILOR COCONUTS AND THEIR FRACTIONS**				
43122	SINGAPORE	50 000	78 750	122 995	192 516
	FRANCE	0	0	150	5 081
	GERMANY, FED. REP. OF	3	3	0	0
	DENMARK	16 100	62 597	19 600	74 582
	ITALY	4 320	50 757	4 060	49 648
	SUB TOTAL	**70 423**	**192 107**	**146 805**	**321 827 ***
1516209900	**OTH VEGETABLE FATS AND OILS AND THEIRFRACTIONS**				
43122	JAPAN	1 445	6 474	3 620	18 650
	HONG KONG	1 459	1 930	1 890	2 275
	KOREA, REPUBLIC OF	3 605	11 267	5 620	21 574
	TAIWAN	15 000	44 130	15 000	44 040
	CHINA	4 329	5 729	1 105	1 078
	THAILAND	100 196	233 464	128 238	320 118
	SINGAPORE	3 317 502	4 508 839	4 693 634	6 914 997
	MALAYSIA	2 943 821	3 171 980	1 813 982	2 426 254
	INDIA	27 500	51 460	14 000	26 460
	AUSTRALIA	1 100	11 681	570	6 142
	UNITED STATES	65 858	289 421	13 511	57 898
	NETHERLANDS	3 931	21 599	2 200	13 672
	FRANCE	350	13 414	6 200	25 219
	GERMANY, FED. REP. OF	8 355	65 891	8 730	68 236
	DENMARK	6 930	36 450	2 727	13 308
	SWEDEN	740	4 639	0	0
	ITALY	0	0	175	2 548
	SPAIN	0	0	1 610	13 029
	SUB TOTAL	**6 502 121**	**8 478 368**	**6 712 812**	**9 975 498 ***
1517100000	**MARGARINE,EXCL. LIQUID MARGARINE**				
09101	CHINA	71 000	135 941	39 590	71 037
	SINGAPORE	548 308	965 769	56 374	165 790
	MALAYSIA	975 213	1 325 310	1 817 058	2 398 893
	INDONESIA	0	0	21 900	13 624
	TURKEY	15 168	50 738	15 000	42 563
	AUSTRALIA	516 074	825 225	309 635	543 564
	UNITED STATES	3 643	31 643	2 286	22 316
	GERMANY, FED. REP. OF	97 500	176 423	283 430	502 698
	BELGIUM	128 810	235 823	3 630	6 697
	ITALY	355 830	461 634	521 870	698 685
	SPAIN	187 091	266 098	196 840	280 132
	SUB TOTAL	**2 898 637**	**4 474 604**	**3 267 613**	**4 745 999 ***
1517901000	**IMITATION GHEE**				
09109	CHINA	15	46	0	0
	MALAYSIA	0	0	1	1
	EGYPT	0	0	200	2 823
	NETHERLANDS	71 950	1 198 137	0	0
	SWITZERLAND	0	0	6	429
	DENMARK	8 800	198 000	0	0
	SUB TOTAL	**80 765**	**1 396 183**	**207**	**3 253 ***

http://www.bps.go.id

HS / SITC	COMMODITY DESCRIPTION / COUNTRY OF ORIGIN	JANUARY - DECEMBER 2015		JANUARY - DECEMBER 2016	
		NET WEIGHT (KG)	CIF VALUE (US$)	NET WEIGHT (KG)	CIF VALUE (US$)
1517902000	**LIQUID MARGARINE**				
09109	SINGAPORE	0	0	21 855	39 094
	MALAYSIA	5 400	8 910	18 180	28 315
	AUSTRALIA	165 100	224 597	23 175	25 233
	GERMANY, FED. REP. OF	40 240	160 718	37 900	152 223
	SUB TOTAL	**210 740**	**394 225**	**101 110**	**244 865 ***
1517903000	**MARGARINE OF A KIND USE AS MOULDRELEASE PREPARATIONS**				
09109	CHINA	0	0	7	212
	MALAYSIA	200	224	0	0
	SUB TOTAL	**200**	**224**	**7**	**212 ***
1517904300	**SHORTENING**				
09109	CHINA	0	0	234 540	189 940
	SINGAPORE	67 173	133 806	42 037	94 175
	MALAYSIA	366 135	551 504	82 368	104 129
	INDONESIA	87 000	75 210	28 410	21 044
	JORDAN	45 640	43 814	0	0
	AUSTRALIA	660 609	1 333 141	982 755	1 700 807
	UNITED STATES	0	0	45	60
	SWEDEN	75	150	0	0
	SUB TOTAL	**1 226 632**	**2 137 625**	**1 370 155**	**2 110 155 ***
1517905000	**SOLID MIXTURES OR PREP OF VEGETABLE FATS OR OILS OR OF THEIR FRACTIONS**				
09109	JAPAN	477	2 225	13 993	64 698
	KOREA, REPUBLIC OF	0	0	18	57
	SINGAPORE	341 817	500 237	402 426	697 020
	MALAYSIA	534 437	699 410	496 947	653 291
	AUSTRALIA	36 162	74 200	35 856	71 618
	UNITED STATES	0	0	17 000	22 100
	MEXICO	0	0	21 960	37 014
	BELGIUM	135 849	227 334	96 475	163 942
	DENMARK	0	0	13 750	72 000
	SPAIN	0	0	19 620	35 122
	SUB TOTAL	**1 048 742**	**1 503 406**	**1 118 045**	**1 816 862 ***
1517906100	**LIQUID MIXTURES OR PREP OF GROUND-NUTOIL PREDOMINATES**				
09109	MALAYSIA	500	1 410	0	0
	SPAIN	291	962	0	0
	SUB TOTAL	**791**	**2 372**	**0**	**0 ***
1517906200	**LIQUID MIXTURES OR PREP OF CRUDE PALMOIL PREDOMINATES**				
09109	MALAYSIA	2 466 594	4 933 219	3 821 730	6 216 473
	SPAIN	574	1 897	0	0
	SUB TOTAL	**2 467 168**	**4 935 116**	**3 821 730**	**6 216 473 ***
1517906300	**LIQUID MIXTURES OR PREP OF OTH PALM OILPREDOMINATES,PACKNG NET WEIGHT < 20KG**				
09109	MALAYSIA	23 430	43 147	133 759	204 716
	SUB TOTAL	**23 430**	**43 147**	**133 759**	**204 716 ***
1517906400	**LIQUID MIXTURES OR PREP OF OTH PALM OILPREDOMINATES,PACKNG NET WEIGHT _ 20KG**				
09109	MALAYSIA	108 000	354 888	68 400	217 847
	SUB TOTAL	**108 000**	**354 888**	**68 400**	**217 847 ***
1517906700	**LIQUID MIXTURES OR PREP OF SOYA-BEANOIL PREDOMINATES**				
09109	UNITED STATES	47 856	105 987	39 791	98 361
	SUB TOTAL	**47 856**	**105 987**	**39 791**	**98 361 ***
1517906900	**LIQUID MIXTURES OR PREP OF OTH VEGETABLEFATS/OIL PREDOMINATES**				
09109	CHINA	0	0	17 680	12 704
	SINGAPORE	90 904	253 730	106 800	297 965
	MALAYSIA	205 789	250 951	142 913	252 974
	AUSTRALIA	58 500	67 485	17 716	12 708
	UNITED STATES	69	8 462	0	0

http://www.bps.go.id

HS / SITC	COMMODITY DESCRIPTION / COUNTRY OF ORIGIN	JANUARY - DECEMBER 2015		JANUARY - DECEMBER 2016	
		NET WEIGHT (KG)	CIF VALUE (US$)	NET WEIGHT (KG)	CIF VALUE (US$)
	GERMANY, FED. REP. OF	3 181	12 632	15 027	68 878
	BELGIUM	2 000	11 197	1 760	9 964
	SWITZERLAND	138	16 459	0	0
	SUB TOTAL	**360 581**	**620 916**	**301 896**	**655 193 ***
1517909000	**OTH EDIBLE MIXTURES OR PREP OF ANIMAL OR VEGETABLE FATS OR OILS**				
09109	JAPAN	298 673	725 475	1 665 497	1 999 134
	TAIWAN	0	0	9	680
	CHINA	14 784	306 541	575	535
	SINGAPORE	4 497 927	6 495 857	2 748 028	4 315 559
	MALAYSIA	202 250	643 098	53 189	127 323
	AUSTRALIA	296 610	4 715 605	264 054	4 235 954
	UNITED STATES	58 776	1 175 802	106 977	2 262 729
	CANADA	2 800	39 054	864	10 360
	UNITED KINGDOM	374	16 951	11 066	390 025
	NETHERLANDS	62 040	1 299 452	189 919	3 669 918
	FRANCE	0	0	600	13 729
	GERMANY, FED. REP. OF	63 960	558 624	70 730	656 029
	DENMARK	83 200	1 872 000	26 400	594 001
	ITALY	0	0	16	136
	SUB TOTAL	**5 581 394**	**17 848 459**	**5 137 924**	**18 276 112 ***
1518001200	**ANIMAL FATS&OILS,BOILED,DEHYDRATED,OXIDASD,SULPHURISD,BLOWN,POLYMERISD**				
43110	JAPAN	0	0	56	3 936
	CHINA	15 000	65 700	27 175	119 027
	SINGAPORE	0	0	767	8 838
	INDIA	50	2 142	50	1 729
	AUSTRALIA	12 150	78 117	1 440	4 248
	UNITED KINGDOM	0	0	100	5 172
	NETHERLANDS	20	701	0	0
	GERMANY, FED. REP. OF	0	0	536	90 618
	NORWAY	0	0	996	142 064
	SPAIN	927	141 382	0	0
	SUB TOTAL	**28 147**	**288 042**	**31 120**	**375 632 ***
1518001400	**GROUND-NUT,SOYA-BEAN, PALM/COCONUT OILBOILED,DEHYDRATED,OXIDASD,SULPHURISD**				
43110	KOREA, REPUBLIC OF	416 000	471 840	464 000	515 520
	TAIWAN	0	0	1 077 530	1 071 334
	CHINA	1 083 200	2 170 560	2 507 286	3 092 004
	SINGAPORE	100	3 900	33 000	59 400
	MALAYSIA	279 850	633 025	143 976	264 000
	SUB TOTAL	**1 779 150**	**3 279 325**	**4 225 792**	**5 002 258 ***
1518001500	**LINSEED OIL&ITS FRACT,BOILED, OXIDISED,DEHYDRATED,SULPHURISED,BLOWN,POLYMERIS**				
43110	JAPAN	0	0	48	193
	VIET NAM	1 140	4 215	0	0
	UNITED KINGDOM	1 520	5 788	0	0
	BELGIUM	0	0	27 550	31 778
	SUB TOTAL	**2 660**	**10 003**	**27 598**	**31 971 ***
1518001600	**OLIVE OIL&ITS FRACT, BOILED, OXIDISED,DEHYDRATED,SULPHURISED,BLOWN,POLYMERIS**				
43110	MALAYSIA	45 000	28 141	3	149
	TURKEY	928	5 676	0	0
	EGYPT	40	318	0	0
	AUSTRALIA	10 336	40 796	27 124	117 676
	UNITED STATES	1 400	7 587	800	4 844
	FRANCE	0	0	15	210
	ITALY	173	668	1 125	3 945
	PORTUGAL	0	0	23	434
	SUB TOTAL	**57 877**	**83 186**	**29 090**	**127 258 ***
1518001900	**OTH VEGETBL FAT&OILS&THEIR FRACT,BOILED,DEHYDRATE,SULPHURISE,BLOWN,POLYMERISED**				
43110	JAPAN	33 603	102 761	41 554	121 290
	KOREA, REPUBLIC OF	72 179	159 526	0	0
	TAIWAN	7 500	33 209	12 500	55 675
	CHINA	278 290	299 433	164 437	201 741
	THAILAND	25 840	62 753	1 440	3 888

http://www.bps.go.id

HS / SITC	COMMODITY DESCRIPTION / COUNTRY OF ORIGIN	JANUARY - DECEMBER 2015		JANUARY - DECEMBER 2016	
		NET WEIGHT (KG)	CIF VALUE (US$)	NET WEIGHT (KG)	CIF VALUE (US$)
	SINGAPORE	1 301	2 632	166	7 484
	MALAYSIA	3 750	11 250	1 354	11 773
	VIET NAM	176 000	76 208	308 000	101 904
	INDIA	19 000	87 488	14 100	57 973
	AUSTRALIA	53 557	256 640	38 644	194 336
	UNITED STATES	12 806	91 438	19 880	121 893
	BRAZIL	139 764	148 627	170 000	115 800
	UNITED KINGDOM	5 410	21 577	2 660	9 423
	NETHERLANDS	6 000	22 299	16 800	57 311
	GERMANY, FED. REP. OF	17 124	80 434	19 611	98 016
	BELGIUM	45 600	73 264	30 400	39 227
	DENMARK	32 695	228 184	16 120	151 385
	NORWAY	0	0	3 800	14 628
	ITALY	4 800	21 360	12 800	56 960
	SUB TOTAL	**935 219**	**1 779 083**	**874 266**	**1 420 707 ***
1518002000	**INEDIBLE MIXTURES/PREPARATION OF ANIMALFATS/OILS OR OF DIFFERENT FATS/OILS FR**				
43110	JAPAN	102	2 719	175	4 453
	TAIWAN	16 000	16 000	0	0
	CHINA	1 224 800	1 344 688	421 800	430 850
	AUSTRALIA	14 971	58 629	2 850	15 675
	SUB TOTAL	**1 255 873**	**1 422 036**	**424 825**	**450 978 ***
1518003100	**INEDIBLE MIXTURES/PREPARATIONS OF OILPALM FRUIT/PALM KERNELS FATS/OILS**				
43110	JAPAN	2 938	7 162	0	0
	SUB TOTAL	**2 938**	**7 162**	**0**	**0 ***
1518003300	**INEDIBLE MIXTURES/PREPARATION OF LINSEEDFATS/OILS OR OF DIFFERENT FATS/OILS FR**				
43110	FRANCE	190	2 163	190	2 104
	SUB TOTAL	**190**	**2 163**	**190**	**2 104 ***
1518003400	**INEDIBLE MIXTURES/PREPARATIONS OF OLIVESFATS/OILS OR OF DIFFERENT FATS/OILS FR**				
43110	JAPAN	1	3	0	0
	UNITED STATES	33	7 069	0	0
	FRANCE	0	0	125	4 550
	SUB TOTAL	**34**	**7 072**	**125**	**4 550 ***
1518003500	**INEDIBLE MIXTURES/PREPARATIONS OF GROUND-NUTS FATS/OILS/OF DIFFERENT OILS FRAC**				
43110	CHINA	143 928	150 881	0	0
	SUB TOTAL	**143 928**	**150 881**	**0**	**0 ***
1518003600	**INEDIBLE MIXTURES/PREPARATIONS OF SOYA-BEANS/COCONUTS FATS/OILS/OF THEIR FRAC**				
43110	JAPAN	0	0	5 000	15 600
	TAIWAN	1 401 118	1 494 654	382 200	443 004
	CHINA	2 414 958	2 537 497	1 151 970	1 162 264
	THAILAND	0	0	15 217	17 694
	SINGAPORE	16 000	14 400	8 000	13 085
	UNITED STATES	1 089	6 976	1 090	7 333
	SUB TOTAL	**3 833 165**	**4 053 527**	**1 563 477**	**1 658 980 ***
1518003900	**INEDIBLE MIXTURES/PREPARATIONS OF OTHERVEGETABLE FATS/OILS/OF DIFFER OIL FRAC**				
43110	JAPAN	316 420	1 346 579	211 140	971 058
	CHINA	36 000	37 390	7 702	38 400
	SINGAPORE	0	0	26	18 877
	INDIA	125 599	232 600	58 000	82 340
	AUSTRALIA	1 194	3 043	22 526	104 320
	UNITED STATES	8 804	71 211	6 715	29 398
	BRAZIL	0	0	1 169	11 823
	FRANCE	25	558	0	0
	GERMANY, FED. REP. OF	3	294	9	129
	SUB TOTAL	**488 045**	**1 691 675**	**307 287**	**1 256 345 ***
1518006000	**INEDIBLE MIXTURE/PREPARATIONS OF ANIMAL/VEGETABLE FATS/OILS/OF THEIR FRACTION**				
43110	JAPAN	300	1 581	1 007	5 622
	KOREA, REPUBLIC OF	4 755	25 626	11 610	52 552

http://www.bps.go.id

HS / SITC	COMMODITY DESCRIPTION / COUNTRY OF ORIGIN	JANUARY - DECEMBER 2015		JANUARY - DECEMBER 2016	
		NET WEIGHT (KG)	CIF VALUE (US$)	NET WEIGHT (KG)	CIF VALUE (US$)
	TAIWAN	16 000	19 296	16 000	18 492
	CHINA	48 150	50 090	75	1 046
	INDIA	14 550	77 687	3 840	21 101
	INDONESIA	0	0	20 010	11 106
	SAUDI ARABIA	115 960	62 618	0	0
	AUSTRALIA	5 760	15 580	1 000	768
	UNITED KINGDOM	4	66	0	0
	NETHERLANDS	50	789	0	0
	FRANCE	6 132	36 413	19 970	104 524
	GERMANY, FED. REP. OF	150	7 323	30	1 410
	AUSTRIA	1 260	3 109	8 460	20 638
	BELGIUM	3 420	7 391	11 187	12 548
	SUB TOTAL	**216 491**	**307 569**	**93 189**	**249 807 ***
1520001000	**CRUDE GLYCEROL**				
51222	SINGAPORE	128	590	0	0
	NETHERLANDS	0	0	21	1 114
	SWITZERLAND	1	24	0	0
	SUB TOTAL	**129**	**614**	**21**	**1 114 ***
1520009000	**GLYCEROL WATERS & GLYCEROL LYES**				
51222	JAPAN	4 767	30 252	4 986	19 998
	KOREA, REPUBLIC OF	0	0	676	2 635
	TAIWAN	72	1 838	132	3 450
	CHINA	36	909	74	923
	SINGAPORE	41	397	0	0
	MALAYSIA	9 360	40 089	839 660	307 570
	UNITED STATES	498	6 537	552	5 589
	GERMANY, FED. REP. OF	0	0	21	1 317
	BELGIUM	0	0	1	106
	SWITZERLAND	1	237	0	0
	SUB TOTAL	**14 775**	**80 259**	**846 102**	**341 588 ***
1521100000	**VEGETABLE WAXES(OTH.THAN TRIGLYCERIDES)WHETHER OR NOT REFINED OR COLORED**				
43141	JAPAN	45 544	672 538	20 741	328 167
	KOREA, REPUBLIC OF	40	553	23	492
	CHINA	24 999	31 000	100	2 268
	MALAYSIA	0	0	180	2 250
	INDIA	300	2 672	500	4 932
	AUSTRALIA	0	0	1	55
	UNITED STATES	12 212	153 861	17 883	219 634
	MEXICO	14 475	231 321	58 640	683 474
	BRAZIL	52 250	464 250	76 685	608 669
	UNITED KINGDOM	8	1 194	6	1 121
	NETHERLANDS	2 000	21 908	3 300	42 742
	FRANCE	331	13 330	375	15 501
	GERMANY, FED. REP. OF	9 600	107 753	12 300	147 598
	SUB TOTAL	**161 759**	**1 700 380**	**190 734**	**2 056 903 ***
1521901000	**BEESWAX & OTH INSECT WAXES,WHETHER/ NOTREFINED OR COLORED**				
43142	CHINA	1 000	5 466	4 023	21 621
	MALAYSIA	0	0	2 020	17 714
	SUB TOTAL	**1 000**	**5 466**	**6 043**	**39 335 ***
1522009000	**RESIDUES RESULTING FROM THE TREATMENT OFFATTY SUBSTAN OR ANIMAL/VEGETABLE WAXE**				
43130	MALAYSIA	1 455	1 439	0	0
	NETHERLANDS	200	10 269	500	20 372
	SUB TOTAL	**1 655**	**11 708**	**500**	**20 372 ***
1601001000	**SAUSAGS&SMILAR PRDCT OF MEAT,MEAT OFFAL/BLOOD,PREPARE OF IT,IN AIRTIGHT CONTAI**				
01720	SINGAPORE	1 223 081	2 894 835	350 341	685 096
	MALAYSIA	1 023 090	2 251 546	1 530 379	2 840 853
	AUSTRALIA	32 776	66 046	0	0
	UNITED STATES	46 936	122 373	47 710	119 862
	FRANCE	151 613	299 894	1 015 212	1 989 676
	SUB TOTAL	**2 477 496**	**5 634 694**	**2 943 642**	**5 635 487 ***

http://www.bps.go.id

HS / SITC	COMMODITY DESCRIPTION / COUNTRY OF ORIGIN	JANUARY - DECEMBER 2015		JANUARY - DECEMBER 2016	
		NET WEIGHT (KG)	CIF VALUE (US$)	NET WEIGHT (KG)	CIF VALUE (US$)
1601009000	**SAUSAGS&SMILAR PRDCT OF MEAT,MEAT OFFAL/BLOOD, NOT IN AIRTIGHT CONTAINR**				
01720	SINGAPORE	70 987	205 223	40 506	140 117
	MALAYSIA	2 992 889	6 088 496	2 656 493	5 297 731
	HUNGARY	0	0	49	1 130
	SUB TOTAL	**3 063 876**	**6 293 719**	**2 697 048**	**5 438 978 ***
1602109000	**HOMOGENISED PREPARATION OF MEAT, OFFAL/BLOOD,NOT CONT PORK,NOT IRTIGHT CONTAI**				
09811	CHINA	12 335	14 700	0	0
	SINGAPORE	1	183	0	0
	BELGIUM	462	7 137	627	7 940
	SUB TOTAL	**12 798**	**22 020**	**627**	**7 940 ***
1602329000	**OTH PREPARED/PRESERVED MEAT, OFFAL/BLOODOF FOWLS OF SPECIES GALLUS DOMESTICUS**				
01740	MALAYSIA	46 368	79 813	10 586	17 896
	UNITED STATES	8 981	62 677	0	0
	UNITED KINGDOM	0	0	19 520	147 113
	BELGIUM	125	1 881	0	0
	SUB TOTAL	**55 474**	**144 371**	**30 106**	**165 009 ***
1602390000	**OTH PREPARED/PRESERVED MEAT,OFFAL/BLOODOF OTH POULTRY OF HEAD 01.05**				
01740	SINGAPORE	886	4 120	14 604	18 298
	MALAYSIA	282 393	507 180	487 493	852 992
	INDIA	0	0	5 978	7 508
	UNITED STATES	60 522	426 213	37 222	262 034
	SUB TOTAL	**343 801**	**937 513**	**545 297**	**1 140 832 ***
1602411000	**HAMS & CUTS THEREOF OF SWINE,IN AIRTIGHT CONTAINERS**				
01750	CHINA	19 824	22 298	0	0
	SUB TOTAL	**19 824**	**22 298**	**0**	**0 ***
1602419000	**HAMS & CUTS THEREOF OF SWINE,NOT INAIRTIGHT CONTAINERS**				
01750	AUSTRALIA	1 867	41 453	2 597	54 716
	ITALY	1 368	25 785	1 878	37 657
	SUB TOTAL	**3 235**	**67 238**	**4 475**	**92 373 ***
1602421000	**SHOULDERS & CUTS THEREOF OF SWINE, INAIRTIGHT CONTAINERS**				
01750	CHINA	12 100	14 500	0	0
	SUB TOTAL	**12 100**	**14 500**	**0**	**0 ***
1602429000	**SHOULDERS & CUTS THEREOF OF SWINE,NOT IN AIRTIGHT CONTAINERS**				
01750	CHINA	14 178	16 930	0	0
	SUB TOTAL	**14 178**	**16 930**	**0**	**0 ***
1602491100	**LUNCHEON MEAT OF SWINE, IN AIRTIGHTCONTAINERS**				
01750	CHINA	46 734	42 034	46 910	119 472
	UNITED STATES	13 711	78 207	27 419	156 817
	SUB TOTAL	**60 445**	**120 241**	**74 329**	**276 289 ***
1602491900	**LUNCHEON MEAT OF SWINE, NOT IN AIRTIGHTCONTAINERS**				
01750	SINGAPORE	10 227	19 904	6 289	8 312
	SUB TOTAL	**10 227**	**19 904**	**6 289**	**8 312 ***
1602499900	**OTH PREPARED MEAT,MEAT OFFAL/BLOOD OFSWINE,NOT IN AIRTIGHT CONTAINERS**				
01750	SINGAPORE	2 771	4 985	1 482	3 799
	MALAYSIA	95 705	151 747	157 448	186 972
	SUB TOTAL	**98 476**	**156 732**	**158 930**	**190 771 ***
1602500000	**OTH PREPARED/PRESERVED MEAT, OFFAL/BLOOD OF BOVINE ANIMALS**				
01760	SOUTH AFRICA	9	282	0	0
	AUSTRALIA	2 092 527	10 644 688	2 292 011	10 356 526
	SUB TOTAL	**2 092 536**	**10 644 970**	**2 292 011**	**10 356 526 ***

http://www.bps.go.id

HS / SITC	COMMODITY DESCRIPTION / COUNTRY OF ORIGIN	JANUARY - DECEMBER 2015		JANUARY - DECEMBER 2016	
		NET WEIGHT (KG)	CIF VALUE (US$)	NET WEIGHT (KG)	CIF VALUE (US$)
1602909000	**OTH PREPARED/PRESERVED MEAT, OFFAL/BLOOD OF ANY ANIMAL**				
01790	MALAYSIA	0	0	1 788	1 306
	SUB TOTAL	**0**	**0**	**1 788**	**1 306 ***
1603001000	**EXTRACTS & JUICES OF CHICKEN, W/ HERBS**				
01710	MALAYSIA	17 776	72 968	0	0
	SUB TOTAL	**17 776**	**72 968**	**0**	**0 ***
1603009000	**EXTRACTS&JUICES OF OTH MEAT,FISH/CRUSTA,MOLLUSCS/AQUATIC INVERTEBR,W/O HERBS**				
01710	JAPAN	9 129	133 607	3 646	27 747
	KOREA, REPUBLIC OF	119 000	110 914	84 000	78 120
	THAILAND	20 005	17 334	0	0
	NEW ZEALAND	0	0	1 040	4 892
	NORWAY	5 470	381 786	6 055	362 540
	SUB TOTAL	**153 604**	**643 641**	**94 741**	**473 299 ***
1604111000	**SALMON, WHOLE/IN PIECES, NOT IN MINCED,IN AIRTIGHT CONTAINERS**				
03711	JAPAN	0	0	4 024	3 203
	THAILAND	3 611	18 748	8 357	43 553
	DENMARK	0	0	1 542	5 811
	SUB TOTAL	**3 611**	**18 748**	**13 923**	**52 567 ***
1604119000	**SALMON, WHOLE/IN PIECES, NOT IN MINCED,NOT IN AIRTIGHT CONTAINERS**				
03711	MALAYSIA	1 383	2 261	32 502	49 201
	SUB TOTAL	**1 383**	**2 261**	**32 502**	**49 201 ***
1604121000	**HERRINGS, WHOLE/IN PIECES,NOT IN MINCED,IN AIRTIGHT CONTAINERS**				
03712	DENMARK	0	0	2 157	4 824
	SUB TOTAL	**0**	**0**	**2 157**	**4 824 ***
1604129000	**HERRINGS, WHOLE/IN PIECES,NOT IN MINCED,NOT IN AIRTIGHT CONTAINER**				
03712	SINGAPORE	2	33	0	0
	SUB TOTAL	**2**	**33**	**0**	**0 ***
1604131100	**SARDINES, WHOLE/IN PIECES,NOT IN MINCED,IN AIRTIGHT CONTAINERS**				
03712	MALAYSIA	94 898	330 539	99 246	402 801
	NIGERIA	0	0	198	3 185
	UNITED KINGDOM	0	0	916	1 284
	SUB TOTAL	**94 898**	**330 539**	**100 360**	**407 270 ***
1604131900	**SARDINES, WHOLE/IN PIECES,NOT IN MINCED,NOT IN AIRTIGHT CONTAINERS**				
03712	THAILAND	0	0	18 200	34 486
	SINGAPORE	256 432	354 628	132 704	179 389
	MALAYSIA	24 296	12 259	10 507	6 216
	EGYPT	0	0	38 276	86 736
	SUB TOTAL	**280 728**	**366 887**	**199 687**	**306 827 ***
1604139100	**SARDINELLA&BRISLING/SPRATS,WHOLE/IN PIEC ,NOT IN MINCED,IN AIRTIGHT CONTAINER**				
03712	SINGAPORE	355 822	507 195	0	0
	SUB TOTAL	**355 822**	**507 195**	**0**	**0 ***
1604141100	**TUNAS,WHOLE/IN PIECES, NOT IN MINCED,IN AIRTIGHT CONTAINER**				
03713	JAPAN	366	153	427	174
	KOREA, REPUBLIC OF	7 775	47 120	4 842	26 500
	CHINA	0	0	768 840	3 723 910
	THAILAND	798 095	3 032 392	131 408	669 484
	SINGAPORE	0	0	7 729	44 919
	PHILIPPINES	0	0	96 080	488 400
	MALAYSIA	14 210	80 022	0	0
	INDONESIA	28 158	83 391	4 664	27 437
	SOUTH AFRICA	0	0	32 599	71 311
	AUSTRALIA	0	0	27 692	136 175
	UNITED KINGDOM	13 430	373 578	53 599	234 503

http://www.bps.go.id

HS / SITC	COMMODITY DESCRIPTION / COUNTRY OF ORIGIN	JANUARY - DECEMBER 2015		JANUARY - DECEMBER 2016	
		NET WEIGHT (KG)	CIF VALUE (US$)	NET WEIGHT (KG)	CIF VALUE (US$)
	GERMANY, FED. REP. OF	0	0	25 218	77 177
	DENMARK	0	0	272	2 693
	SUB TOTAL	**862 034**	**3 616 656**	**1 153 370**	**5 502 683 ***
1604149000	**TUNAS,SKIPJACK,BONITO,WHOLE/ IN PIECES,NOT IN MINCED,NOT IN AIRTIGHT CONTAINE**				
03713	CHINA	15	378	0	0
	THAILAND	50 000	218 750	0	0
	PHILIPPINES	151 250	653 344	0	0
	SUB TOTAL	**201 265**	**872 472**	**0**	**0 ***
1604151000	**MACKEREL, WHOLE/IN PIECES,NOT IN MINCED, IN AIRTIGHT CONTAINERS**				
03714	JAPAN	533	1 465	0	0
	KOREA, REPUBLIC OF	10 129	30 142	11 694	23 712
	CHINA	0	0	509 286	566 860
	MALAYSIA	261 774	971 993	222 213	861 159
	DENMARK	0	0	1 598	6 020
	SUB TOTAL	**272 436**	**1 003 600**	**744 791**	**1 457 751 ***
1604159000	**MACKEREL, WHOLE/IN PIECES,NOT IN MINCED, NOT IN AIRTIGHT CONTAINERS**				
03714	JAPAN	448	3 056	969	5 446
	CHINA	264 690	239 792	657 463	511 360
	SINGAPORE	251 957	283 839	312 726	442 937
	SUB TOTAL	**517 095**	**526 687**	**971 158**	**959 743 ***
1604161000	**ANCHOVIES, WHOLE/IN PIECES,NOT IN MINCED, IN AIRTIGHT CONTAINERS**				
03715	KOREA, REPUBLIC OF	521	1 426	0	0
	UNITED KINGDOM	0	0	4 730	6 770
	SUB TOTAL	**521**	**1 426**	**4 730**	**6 770 ***
1604171000	**EEL,WHOLE/IN PIECES,NOT IN MINCED, INAIRTIGHT CONTAINERS**				
03715	CHINA	9 500	57 000	0	0
	SUB TOTAL	**9 500**	**57 000**	**0**	**0 ***
1604179000	**EEL,WHOLE/IN PIECES,NOT IN MINCED, NOTIN AIRTIGHT CONTAINERS**				
03715	CHINA	17 000	355 630	19 394	322 189
	SUB TOTAL	**17 000**	**355 630**	**19 394**	**322 189 ***
1604193000	**OTH FISH,WHOLE/IN PIECES, NOT IN MINCED, IN AIRTIGHT CONTAINERS**				
03715	MALAYSIA	0	0	3 203	13 446
	SUB TOTAL	**0**	**0**	**3 203**	**13 446 ***
1604199000	**OTH FISH,WHOLE/IN PIECES, NOT IN MINCED, NOT IN AIRTIGHT CONTAINERS**				
03715	JAPAN	16 660	9 359	1 363	2 356
	NORWAY	6 314	2 643	2 325	2 128
	SUB TOTAL	**22 974**	**12 002**	**3 688**	**4 484 ***
1604201900	**SHARKS FINS, READY FOR IMMEDIATECONSUMPTION,NOT IN AIRTIGHT CONTAINERS**				
03716	KOREA, REPUBLIC OF	0	0	900	17 100
	THAILAND	5 000	16 500	1 050	34 125
	SUB TOTAL	**5 000**	**16 500**	**1 950**	**51 225 ***
1604202100	**FISH SAUSAGES,IN AIRTIGHT CONTAINERS**				
03716	THAILAND	1 850	7 664	4 137	16 837
	MALAYSIA	0	0	3 852	19 000
	SUB TOTAL	**1 850**	**7 664**	**7 989**	**35 837 ***
1604202900	**FISH SAUSAGES,NOT IN AIRTIGHT CONTAINERS**				
03716	MALAYSIA	76 266	62 942	66 984	64 681
	SUB TOTAL	**76 266**	**62 942**	**66 984**	**64 681 ***

http://www.bps.go.id

HS / SITC	COMMODITY DESCRIPTION / COUNTRY OF ORIGIN	JANUARY - DECEMBER 2015		JANUARY - DECEMBER 2016	
		NET WEIGHT (KG)	CIF VALUE (US$)	NET WEIGHT (KG)	CIF VALUE (US$)
1604209100	**OTH PREPARED/PRESERVED FISH, IN AIRTIGHT CONTAINERS**				
03716	JAPAN	0	0	207	4 732
	SUB TOTAL	**0**	**0**	**207**	**4 732 ***
1604209310	**FISH & SHRIMP BALL, FROZEN, BOILED ORSTEAMED**				
03716	CHINA	0	0	13 931	37 588
	THAILAND	7 155	24 219	686	443
	SINGAPORE	36 029	123 086	106 415	249 794
	MALAYSIA	2 740 977	5 655 651	5 024 048	11 192 432
	INDIA	0	0	3 969	4 984
	SUB TOTAL	**2 784 161**	**5 802 956**	**5 149 049**	**11 485 241 ***
1604209390	**OTH FROZEN MINCED FISH, BOILED/STEAMED**				
03716	JAPAN	7 912	69 014	1 904	1 375
	CHINA	0	0	11 834	37 581
	THAILAND	425 300	1 340 682	249 931	705 218
	SINGAPORE	24 793	92 814	125 300	143 458
	MALAYSIA	442 928	1 150 506	555 182	1 380 077
	DENMARK	0	0	2 099	6 804
	SUB TOTAL	**900 933**	**2 653 016**	**946 250**	**2 274 513 ***
1604209900	**OTHER PREPARED/PRESERVED FISH, NOT INAIRTIGHT CONTAINERS**				
03716	JAPAN	4 625	9 788	800	6 078
	KOREA, REPUBLIC OF	68 063	247 578	42 823	151 907
	THAILAND	249 599	791 508	134 511	488 102
	SINGAPORE	87 359	324 110	98 654	383 754
	MALAYSIA	833 454	2 412 199	774 836	2 173 627
	VIET NAM	1 809	15 685	0	0
	SPAIN	1	1	0	0
	SUB TOTAL	**1 244 910**	**3 800 869**	**1 051 624**	**3 203 468 ***
1604310000	**CAVIAR**				
03717	SINGAPORE	0	0	1	214
	UNITED KINGDOM	149	99 369	202	88 357
	FRANCE	0	0	101	60 917
	GERMANY, FED. REP. OF	3	168	0	0
	DENMARK	0	0	267	2 646
	SUB TOTAL	**152**	**99 537**	**571**	**152 134 ***
1604320000	**CAVIAR SUBTITUTES PREPARED FROM FISH EGG**				
03717	JAPAN	16 198	15 444	6 473	4 455
	TAIWAN	1 080	624	7	5
	CHINA	1 094	426	5 321	2 826
	SPAIN	0	0	198	9 804
	SUB TOTAL	**18 372**	**16 494**	**11 999**	**17 090 ***
1605101000	**CRABS,PREPARED,IN AIRTIGHT CONTAINERS**				
03721	INDONESIA	0	0	38 376	153 504
	UNITED STATES	0	0	18 805	151 481
	IRELAND	14 639	168 224	0	0
	SUB TOTAL	**14 639**	**168 224**	**57 181**	**304 985 ***
1605109000	**CRABS,PREPARED,NOT IN AIRTIGHT CONTAINER**				
03721	THAILAND	4	1	657	768
	SINGAPORE	1 921	8 378	5 499	18 174
	MALAYSIA	253 490	394 781	171 864	271 081
	INDIA	23 045	68 526	17 644	46 609
	PAKISTAN	6 815	112 635	0	0
	UNITED STATES	26	6	160 215	2 807 184
	CANADA	0	0	6 637	91 500
	UNITED KINGDOM	30 171	474 690	0	0
	SUB TOTAL	**315 472**	**1 059 017**	**362 516**	**3 235 316 ***
1605211000	**SHRIMPS PASTE,NOT IN AIRTIGHT CONTAINERS**				
03721	UNITED KINGDOM	20 000	261 810	0	0

http://www.bps.go.id

HS / SITC	COMMODITY DESCRIPTION / COUNTRY OF ORIGIN	JANUARY - DECEMBER 2015		JANUARY - DECEMBER 2016	
		NET WEIGHT (KG)	CIF VALUE (US$)	NET WEIGHT (KG)	CIF VALUE (US$)
	GERMANY, FED. REP. OF	0	0	14 588	180 580
	SUB TOTAL	**20 000**	**261 810**	**14 588**	**180 580 ***
1605219020	**SHRIMP BREADED,NOT IN AIRTIGHT CONTAINER**				
03721	JAPAN	4 471	27 216	6 838	44 346
	SINGAPORE	0	0	4 727	37 953
	INDONESIA	0	0	23 196	154 253
	REUNION	0	0	2 626	20 526
	UNITED STATES	0	0	7	44
	CANADA	21	23	0	0
	SUB TOTAL	**4 492**	**27 239**	**37 394**	**257 122 ***
1605219090	**OTHER PREPARED SHRIMPS&PRAWNS, NOT INAIRTIGHT CONTAINERS**				
03721	MALAYSIA	0	0	77	130
	INDONESIA	16 200	149 770	0	0
	UNITED STATES	14 301	155 925	15 848	106 567
	SUB TOTAL	**30 501**	**305 695**	**15 925**	**106 697 ***
1605299090	**OTHER PREPARED SHRIMPS&PRAWN,IN AIRTIGHTCONTAINERS**				
03721	SINGAPORE	903	4 061	933	4 004
	PHILIPPINES	3 000	27 575	0	0
	MALAYSIA	49 029	73 147	22 865	37 373
	UNITED STATES	16 878	248 666	0	0
	SUB TOTAL	**69 810**	**353 449**	**23 798**	**41 377 ***
1605300000	**LOBSTER, PREPARED/PRESERVED**				
03721	JAPAN	22	22	0	0
	TAIWAN	0	0	2 903	3 659
	FRANCE	0	0	389	47 566
	SUB TOTAL	**22**	**22**	**3 292**	**51 225 ***
1605400000	**OTH CRUSTACEANS, PREPARED/PRESERVED**				
03721	JAPAN	0	0	4 444	66 246
	SUB TOTAL	**0**	**0**	**4 444**	**66 246 ***
1605510000	**OYSTERS,PREPARED/PRESERVED**				
03722	UNITED KINGDOM	0	0	831	1 138
	SUB TOTAL	**0**	**0**	**831**	**1 138 ***
1605520000	**SCALLOPS,INCLD QUEEN SCALLOPS, PREPARED/PRESERVED**				
03722	JAPAN	10 564	10 918	11 019	8 242
	TAIWAN	365	142	0	0
	CHINA	0	0	7 243	4 672
	MALAYSIA	0	0	180	1 862
	SUB TOTAL	**10 929**	**11 060**	**18 442**	**14 776 ***
1605540000	**CUTTLE FISH & SQUID, PREPARED/PRESERVED**				
03722	JAPAN	4 933	5 586	7 684	5 603
	KOREA, REPUBLIC OF	2 300	8 031	937	3 532
	THAILAND	0	0	2 450	35 726
	NORWAY	1 025	50 498	100	4 670
	SUB TOTAL	**8 258**	**64 115**	**11 171**	**49 531 ***
1605550000	**OCTOPUS, PREPARED/PRESERVED**				
03722	JAPAN	2 136	2 585	5 846	7 316
	CHINA	0	0	64 793	50 107
	SUB TOTAL	**2 136**	**2 585**	**70 639**	**57 423 ***
1605560000	**CLAMS, COCKLES & ARKSHELLS, PREPARED/PRESERVED**				
03722	KOREA, REPUBLIC OF	4 542	20 989	2 844	13 754
	SINGAPORE	1 952	4 063	0	0
	SOUTH AFRICA	0	0	333	1 103
	SUB TOTAL	**6 494**	**25 052**	**3 177**	**14 857 ***

http://www.bps.go.id

HS / SITC	COMMODITY DESCRIPTION / COUNTRY OF ORIGIN	JANUARY - DECEMBER 2015		JANUARY - DECEMBER 2016	
		NET WEIGHT (KG)	CIF VALUE (US$)	NET WEIGHT (KG)	CIF VALUE (US$)
1605570000	**ABALONE, PREPARED/PRESERVED**				
03722	SINGAPORE	120	221	0	0
	SUB TOTAL	**120**	**221**	**0**	**0 ***
1605590000	**OTH MOLLUSCS, PREPARED/PRESERVED**				
03722	MALAYSIA	0	0	12 480	17 283
	NEW ZEALAND	0	0	19	125
	SUB TOTAL	**0**	**0**	**12 499**	**17 408 ***
1605620000	**SEA URCHINS, PREPARED/PRESERVED**				
03722	JAPAN	41	36	0	0
	CANADA	3	3	11	9
	SUB TOTAL	**44**	**39**	**11**	**9 ***
1605630000	**JELLYFISH, PREPARED/PRESERVED**				
03722	JAPAN	25	25	2 996	2 109
	CHINA	0	0	569	390
	SUB TOTAL	**25**	**25**	**3 565**	**2 499 ***
1605690000	**OTH AQUATIC INVERTEBRATES, PREPARED/PRESERVED**				
03722	SINGAPORE	541	2 499	27 989	31 124
	MALAYSIA	296 892	465 124	270 294	398 912
	INDIA	0	0	4 143	5 203
	SUB TOTAL	**297 433**	**467 623**	**302 426**	**435 239 ***
1701140000	**OTH CANE SUGAR, RAW, NOT ADDED FLAVOUR/COLOUR**				
06111	HONG KONG	24 000 000	7 584 210	0	0
	KOREA, REPUBLIC OF	19 980	24 098	19 980	24 277
	THAILAND	1 739 698 994	627 688 466	2 120 865 764	831 324 285
	SOUTH AFRICA	20 000 000	9 290 800	0	0
	AUSTRALIA	1 019 174 000	373 705 296	896 430 500	393 128 868
	GUATEMALA	43 000 000	18 255 650	40 860 100	19 085 149
	HONDURAS	0	0	32 498 400	11 687 074
	NICARAGUA	0	0	6 889 940	3 583 596
	ARGENTINA	0	0	123 620 000	50 190 658
	BRAZIL	458 167 650	189 951 049	1 311 232 465	661 342 660
	EL SALVADOR	0	0	66 633 000	23 927 913
	SUB TOTAL	**3 304 060 624**	**1 226 499 569**	**4 599 050 149**	**1 994 294 480 ***
1701910000	**OTH RAW SUGAR,ADDED FLAVOUR/COLOUR**				
06121	THAILAND	0	0	10 700 000	6 400 900
	SUB TOTAL	**0**	**0**	**10 700 000**	**6 400 900 ***
1701991100	**REFINED SUGAR,WHITE**				
06129	HONG KONG	5 800 000	2 261 560	0	0
	KOREA, REPUBLIC OF	4 300 800	2 533 747	6 585 600	4 598 830
	THAILAND	52 660 000	21 391 941	133 889 900	77 017 342
	SINGAPORE	1 180 000	541 738	540 002	283 484
	MALAYSIA	0	0	102 053	183 059
	INDIA	0	0	23 000	23 690
	UNITED ARAB EMIRATES	0	0	5 000 000	3 045 000
	AUSTRALIA	1 040 034	672 378	0	0
	NEW ZEALAND	899 996	572 189	0	0
	UNITED STATES	0	0	3 540	76 495
	SUB TOTAL	**65 880 830**	**27 973 553**	**146 144 095**	**85 227 900 ***
1701991900	**REFINED SUGAR, OTH THANWHITE**				
06129	THAILAND	0	0	850 000	491 700
	SINGAPORE	0	0	2 750	1 647 250
	SUB TOTAL	**0**	**0**	**852 750**	**2 138 950 ***
1701999000	**CHEMICALLY PURE SUCROSE, IN SOLID FORM**				
06129	THAILAND	1 979 000	755 037	723 370	348 605
	MALAYSIA	3 086 339	793 462	4 415 000	1 714 602

http://www.bps.go.id

HS / SITC	COMMODITY DESCRIPTION / COUNTRY OF ORIGIN	JANUARY - DECEMBER 2015		JANUARY - DECEMBER 2016	
		NET WEIGHT (KG)	CIF VALUE (US$)	NET WEIGHT (KG)	CIF VALUE (US$)
	UNITED STATES	68	2 673	0	0
	GERMANY, FED. REP. OF	3 500	13 713	0	0
	NORWAY	0	0	3	25
	SUB TOTAL	**5 068 907**	**1 564 885**	**5 138 373**	**2 063 232 ***
1702110000	**LACTOSE & LACTOSE SYRUP,LACTOSE_99%, ASANHYDROUS LACTOSE,CALCULATE ON DRY MAT**				
06191	JAPAN	150	2 120	0	0
	CHINA	1 237 885	710 868	2 145 000	878 450
	SINGAPORE	3	180	6	578
	INDIA	320 000	534 783	531 000	657 900
	TURKEY	0	0	6	27
	AUSTRALIA	443 349	386 068	317 725	241 971
	NEW ZEALAND	1 571 925	3 066 158	2 020 800	3 229 856
	UNITED STATES	13 890 083	17 044 285	17 716 018	14 122 652
	CANADA	20 000	17 000	0	0
	NETHERLANDS	1 815 758	2 684 791	1 666 916	2 356 874
	FRANCE	754 497	633 910	415 000	356 900
	GERMANY, FED. REP. OF	321 251	697 343	913 778	1 125 528
	BELGIUM	21 731	59 800	20 000	17 000
	DENMARK	82	1 384	778 325	611 286
	IRELAND	1 000	8 824	3 000	25 741
	ITALY	1 815 998	1 595 640	1 064 000	767 851
	SUB TOTAL	**22 213 712**	**27 443 154**	**27 591 574**	**24 392 614 ***
1702190000	**LACTOSE & LACTOSE SYRUP,LACTOSE<99%**				
06191	JAPAN	11 690	38 606	9 502	28 223
	HONG KONG	4	19	0	0
	TAIWAN	82 551	248 652	254 117	464 828
	CHINA	2 020 298	1 160 037	1 713 500	791 152
	SINGAPORE	1 480	10 685	1 164	11 783
	MALAYSIA	287	1 176	306	1 485
	UNITED ARAB EMIRATES	255	505	781	1 554
	AUSTRALIA	518 458	1 208 319	585 577	1 406 188
	UNITED STATES	1 513 575	1 455 124	1 038 053	990 355
	CANADA	18 000	16 200	2 345	7 827
	UNITED KINGDOM	0	0	4	8
	NETHERLANDS	168 419	429 753	672 806	1 702 259
	FRANCE	0	0	20 000	14 400
	GERMANY, FED. REP. OF	200	912	24 001	36 002
	SUB TOTAL	**4 335 217**	**4 569 988**	**4 322 156**	**5 456 064 ***
1702200000	**MAPLE SUGAR & MAPLE SYRUP**				
06192	AUSTRALIA	375	1 249	0	0
	UNITED STATES	21 904	47 276	20 329	43 991
	CANADA	16	293	47	1 132
	FRANCE	0	0	6 726	90 093
	SUB TOTAL	**22 295**	**48 818**	**27 102**	**135 216 ***
1702301000	**GLUCOSE,NO FRUCTOSE OR IN DRY STATE W/FRUCTOSE<20%**				
06193	JAPAN	3 115	201 804	53	71 580
	KOREA, REPUBLIC OF	207 501	201 622	205 038	190 827
	TAIWAN	17 000	76 500	0	0
	CHINA	27 841 362	16 216 825	84 086 538	35 874 252
	THAILAND	47 695	80 301	0	0
	SINGAPORE	1 310	6 131	171	5 182
	INDIA	2 944 348	1 762 124	1 718 000	771 972
	PAKISTAN	1 200	1 630	1 000	1 540
	UNITED STATES	25 794	125 580	63 504	158 619
	BRAZIL	75	2 250	0	0
	UNITED KINGDOM	0	0	212	940
	NETHERLANDS	8 100	9 094	55 000	28 905
	FRANCE	15 036 130	12 905 314	11 051 752	9 467 557
	GERMANY, FED. REP. OF	42 030	82 039	67 182	97 603
	BELGIUM	166 000	143 590	20 000	27 800
	SWITZERLAND	1	12	0	0
	ITALY	1 092 999	603 569	490 900	304 088
	SPAIN	675	19 950	200	5 800
	HUNGARY	0	0	50	376
	SUB TOTAL	**47 435 335**	**32 438 335**	**97 759 600**	**47 007 041 ***

http://www.bps.go.id

HS / SITC	COMMODITY DESCRIPTION / COUNTRY OF ORIGIN	JANUARY - DECEMBER 2015		JANUARY - DECEMBER 2016	
		NET WEIGHT (KG)	CIF VALUE (US$)	NET WEIGHT (KG)	CIF VALUE (US$)
1702302000	**GLUCOSE SYRUP,NO FRUCTOSE / IN DRY STATEW/ FRUCTOSE<20%**				
06193	JAPAN	1 945	3 443	0	0
	KOREA, REPUBLIC OF	3 665 472	1 531 920	932 003	386 209
	CHINA	49 752 661	22 356 936	64 263 756	24 429 517
	THAILAND	1 550 000	803 500	0	0
	SINGAPORE	243 101	170 218	1	67
	MALAYSIA	0	0	75	60
	VIET NAM	0	0	29 120	22 159
	INDIA	8 423 895	3 707 004	5 926 800	2 458 725
	AUSTRALIA	239 401	297 618	144 000	60 120
	UNITED STATES	42 415	44 596	0	0
	NETHERLANDS	47 200	38 114	0	0
	FRANCE	0	0	3	112
	GERMANY, FED. REP. OF	0	0	1 400	3 058
	AUSTRIA	16 500	38 135	37 500	99 294
	ITALY	407 999	212 160	491 100	260 859
	HUNGARY	75	541	0	0
	SUB TOTAL	**64 390 664**	**29 204 185**	**71 825 758**	**27 720 180 ***
1702400000	**GLUCOSE & GLUCOSE SYRUP, CONTAINING 20%_FRUCTOSE< 50%,EXCL INVERT SUGAR**				
06194	JAPAN	1 100	23 133	1 000	21 360
	KOREA, REPUBLIC OF	14 400	11 088	0	0
	TAIWAN	800	6 640	800	6 720
	CHINA	4 429 987	3 493 144	12 705 760	9 573 707
	UNITED STATES	1 796 256	2 335 131	0	0
	FRANCE	0	0	87	1 176
	SUB TOTAL	**6 242 543**	**5 869 136**	**12 707 647**	**9 602 963 ***
1702500000	**CHEMICALLY PURE FRUCTOSE**				
06195	JAPAN	1	22	0	0
	CHINA	3 516 420	4 279 766	3 329 550	3 761 155
	SINGAPORE	1 005	52 163	7	488
	UNITED STATES	658 500	860 125	3 409 475	3 705 318
	NETHERLANDS	2 700	4 463	6 750	9 284
	GERMANY, FED. REP. OF	48	1 769	64	2 761
	SWITZERLAND	2 915	7 995	0	0
	FINLAND	11 350	59 085	466 600	584 820
	SUB TOTAL	**4 192 939**	**5 265 388**	**7 212 446**	**8 063 826 ***
1702601000	**FRUCTOSE,IN DRY STATE W/ FRUCTOSE>50%EXCL INVERT SUGAR**				
06196	TAIWAN	231 979	429 756	335 149	603 131
	CHINA	0	0	20 000	17 500
	ISRAEL	280 000	462 000	80 000	135 600
	TURKEY	0	0	600	904
	UNITED STATES	1 137 500	1 429 549	280 000	315 469
	ITALY	0	0	40 000	69 600
	SUB TOTAL	**1 649 479**	**2 321 305**	**755 749**	**1 142 204 ***
1702602000	**FRUCTOSE SYRUP,IN DRY STATE W/ FRUCTOSE>50%, EXCL INVERT SUGAR**				
06196	KOREA, REPUBLIC OF	6 623 248	2 904 661	3 230 000	1 303 190
	TAIWAN	1 824	2 010	0	0
	CHINA	47 193 922	24 659 581	97 706 364	39 163 217
	THAILAND	1 313 935	700 801	287 980	178 209
	SINGAPORE	3 000	3 162	6 900	7 106
	PHILIPPINES	944 338	399 897	176 000	49 280
	UNITED STATES	11 163 740	5 022 734	5 159 188	2 460 038
	SUB TOTAL	**67 244 007**	**33 692 846**	**106 566 432**	**43 161 040 ***
1702901100	**CHEMICALLY PURE MALTOSE,IN DRY STATEW/ FRUCTOSE 50%**				
06199	JAPAN	9 050	148 484	14 475	266 969
	CHINA	9 743 446	5 760 930	10 115 100	4 713 829
	SINGAPORE	0	0	2	205
	MALAYSIA	1 828	19 649	0	0
	TURKEY	0	0	150	105
	UNITED STATES	108	8 730	0	0
	FRANCE	0	0	9 000	11 340
	GERMANY, FED. REP. OF	700	14 624	70	6 371
	BELGIUM	900	2 157	600	1 271

http://www.bps.go.id

HS / SITC	COMMODITY DESCRIPTION / COUNTRY OF ORIGIN	JANUARY - DECEMBER 2015		JANUARY - DECEMBER 2016	
		NET WEIGHT (KG)	CIF VALUE (US$)	NET WEIGHT (KG)	CIF VALUE (US$)
	SPAIN	0	0	27	197
	SUB TOTAL	**9 756 032**	**5 954 574**	**10 139 424**	**5 000 287 ***
1702901900	**MALTOSE SYRUP,IN DRY STATE W/ FRUCTOSE50%**				
06199	CHINA	17 048 557	10 035 605	27 602 121	13 384 215
	THAILAND	1 386 325	1 017 221	0	0
	SINGAPORE	0	0	622	48 209
	MALAYSIA	109	82	526 331	319 181
	INDIA	60 000	39 200	0	0
	UNITED STATES	56 144	49 292	20 000	14 400
	UNITED KINGDOM	319	1 521	0	0
	FRANCE	37 830	53 789	0	0
	GERMANY, FED. REP. OF	0	0	8 250	15 758
	HUNGARY	5 750	26 371	0	0
	SUB TOTAL	**18 595 034**	**11 223 081**	**28 157 324**	**13 781 763 ***
1702902000	**ARTIFICIAL HONEY,WHETHER/NOT MIXED WITHNATURAL HONEY,IN DRY W/ FRUCTOSE 50%**				
06199	JAPAN	0	0	32	1 130
	KOREA, REPUBLIC OF	30	100	269	2 148
	CHINA	16 230	31 463	3 025	185 550
	SINGAPORE	4 365	8 415	128 153	528 351
	MALAYSIA	0	0	45	495
	EGYPT	0	0	18 000	62 100
	MOROCCO	0	0	70	2 325
	AUSTRALIA	36 294	199 798	33 398	170 496
	NEW ZEALAND	1 182	29 176	293	3 715
	UNITED STATES	384 696	1 672 193	419 415	1 844 873
	UNITED KINGDOM	1 334	49 782	325	5 131
	FRANCE	50	583	0	0
	GERMANY, FED. REP. OF	73 383	54 220	79 960	52 169
	AUSTRIA	12 912	80 657	3 799	20 393
	SWITZERLAND	6 974	39 995	7 091	55 364
	ITALY	26	576	0	0
	ROMANIA	186	4 224	0	0
	SUB TOTAL	**537 662**	**2 171 182**	**693 875**	**2 934 240 ***
1702903000	**FLAVOURED/COLOURD SUGARS (EXCL MALTOSE),FRUCTOSE 50%**				
06199	CHINA	18 369	9 408	18 309	12 823
	SINGAPORE	18 500	107 115	69 000	399 840
	INDIA	1 890	28 720	0	0
	OMAN	0	0	3	24
	UNITED ARAB EMIRATES	2 638	1 183	996	617
	EGYPT	0	0	25	160
	AUSTRALIA	326	1 420	15 788	61 833
	UNITED STATES	7 124	10 629	7 726	9 425
	BRAZIL	0	0	21 650	31 177
	SWITZERLAND	0	0	43	4 570
	SUB TOTAL	**48 847**	**158 475**	**133 540**	**520 469 ***
1702904000	**CARAMEL,FRUCTOSE 50%**				
06199	JAPAN	1 942	428 201	907	12 930
	CHINA	3 178 387	3 055 192	3 592 820	3 324 531
	SINGAPORE	0	0	125	334
	PHILIPPINES	161	2 178	171	3 678
	MALAYSIA	1 199 291	1 070 353	1 047 168	904 093
	INDIA	23 200	15 544	0	0
	UNITED ARAB EMIRATES	0	0	37	16
	AUSTRALIA	0	0	10	52
	UNITED STATES	705 050	1 712 065	822 692	1 994 760
	UNITED KINGDOM	39 000	114 606	31 525	84 925
	NETHERLANDS	2 325	14 610	30 756	137 144
	FRANCE	2 254	11 359	1 997	11 235
	GERMANY, FED. REP. OF	10 380	93 959	27 334	244 866
	BELGIUM	0	0	769	2 498
	SWITZERLAND	947	6 782	398	2 252
	ITALY	208 400	128 562	298 000	192 860
	POLAND	0	0	2 090	2 993
	SUB TOTAL	**5 371 337**	**6 653 411**	**5 856 799**	**6 919 167 ***

http://www.bps.go.id

HS / SITC	COMMODITY DESCRIPTION / COUNTRY OF ORIGIN	JANUARY - DECEMBER 2015		JANUARY - DECEMBER 2016	
		NET WEIGHT (KG)	CIF VALUE (US$)	NET WEIGHT (KG)	CIF VALUE (US$)
1702909100	**SYRUP OF SUGAR, IN DRY STATE W/ FRUCTOSE50%**				
06199	JAPAN	25	333	600	3 056
	KOREA, REPUBLIC OF	1 203	4 719	2 556	8 380
	TAIWAN	24 534	32 085	27 826	82 662
	SINGAPORE	2 600	26 410	4 550	47 080
	MALAYSIA	156 000	127 920	0	0
	UNITED ARAB EMIRATES	264 720	445 316	376 955	625 432
	NEW ZEALAND	0	0	15	134
	UNITED STATES	46	753	1 335	9 723
	UNITED KINGDOM	203	392	250	520
	FRANCE	2 000	3 747	0	0
	SUB TOTAL	**451 331**	**641 675**	**414 087**	**776 987 ***
1702909900	**OTHER SUGAR,INCL INVERT SUGAR AND SUGARSYRUP BLENDS, IN DRY W/ FRUCTOSE 50%**				
06199	JAPAN	7 162	86 152	10 737	94 673
	KOREA, REPUBLIC OF	69 541	183 717	72 593	146 117
	TAIWAN	0	0	455	1 609
	CHINA	5 439 440	3 987 918	9 476 044	6 428 636
	PAPUA NEW GUINEA	0	0	34	157
	THAILAND	2 375	6 345	958 140	699 717
	SINGAPORE	0	0	931	23 902
	MALAYSIA	3 261 059	2 625 243	4 048 688	3 178 277
	MYANMAR	4 149 000	3 318 513	3 478 000	3 042 256
	INDIA	0	0	3 075	12 006
	INDONESIA	0	0	31 585	28 057
	UNITED ARAB EMIRATES	25	35	0	0
	TUNISIA	104 000	85 280	0	0
	SOUTH AFRICA	19	156	0	0
	AUSTRALIA	198	2 348	0	0
	UNITED STATES	267 850	267 417	391 584	785 725
	MEXICO	0	0	84	952
	UNITED KINGDOM	1 242	5 951	1 100	5 543
	NETHERLANDS	130 625	537 210	152 675	547 456
	FRANCE	336 462	1 394 649	579 168	2 056 983
	GERMANY, FED. REP. OF	0	0	2 600	4 298
	BELGIUM	45 000	181 619	61 050	239 203
	SWITZERLAND	165	709	835	3 837
	HUNGARY	3 625	13 147	20 600	121 533
	SUB TOTAL	**13 817 788**	**12 696 409**	**19 289 978**	**17 420 937 ***
1703101000	**CANE MOLASES,ADDED FLAVOUR/COLOUR MATTER**				
06151	AUSTRALIA	6	134	0	0
	NEW ZEALAND	0	0	10	42
	UNITED STATES	762	58 232	0	0
	SUB TOTAL	**768**	**58 366**	**10**	**42 ***
1703109000	**CANE MOLASES,NOT ADDED FLAVOUR/COLOUR**				
06151	KOREA, REPUBLIC OF	80	918	0	0
	CHINA	10 564	78 615	0	0
	THAILAND	152 603	351 382	0	0
	SINGAPORE	20	43	0	0
	PHILIPPINES	99 421	356 957	0	0
	INDIA	12 000 000	1 752 000	0	0
	UNITED ARAB EMIRATES	251	267	202	475
	AUSTRALIA	545	4 311	520	4 104
	NEW ZEALAND	10	68	30	55
	UNITED STATES	0	0	1 251	6 914
	UNITED KINGDOM	4	7	10	20
	SWITZERLAND	5	10	0	0
	SUB TOTAL	**12 263 503**	**2 544 578**	**2 013**	**11 568 ***
1703901000	**OTH MOLASSES RESULT FROM EXTRACT/REFINEOF SUGAR,ADD FLAVOUR/COLOUR**				
06159	PHILIPPINES	10	232	0	0
	UNITED STATES	11 530	207 606	4 233	122 177
	SUB TOTAL	**11 540**	**207 838**	**4 233**	**122 177 ***
1703909000	**OTH MOLASSES RESULT FROM EXTRACT/REFINEOF SUGAR,NOT ADD FLAVOUR/COLOUR**				
06159	CHINA	3 100	116 700	200	10 200

http://www.bps.go.id

HS / SITC	COMMODITY DESCRIPTION / COUNTRY OF ORIGIN	JANUARY - DECEMBER 2015		JANUARY - DECEMBER 2016	
		NET WEIGHT (KG)	CIF VALUE (US$)	NET WEIGHT (KG)	CIF VALUE (US$)
	SINGAPORE	800	82 451	0	0
	EGYPT	74 224 994	13 688 976	78 115 000	13 424 277
	UNITED STATES	0	0	10 886	41 865
	RUSSIA FEDERATION	10 496 754	2 015 376	0	0
	SUB TOTAL	**84 725 648**	**15 903 503**	**78 126 086**	**13 476 342 ***
1704100000	**CHEWING GUM,WHETHER/NOT SUGAR-COATED**				
06221	JAPAN	1 380	1 139	2 192	6 048
	KOREA, REPUBLIC OF	482	3 916	66	538
	CHINA	267 418	360 733	427 095	427 849
	SINGAPORE	1	122	0	0
	PHILIPPINES	182 204	756 588	259 150	1 018 763
	MALAYSIA	36 728	67 802	46 730	45 497
	IRAN (ISLAMIC REPUBLIC OF)	0	0	130	730
	NEW ZEALAND	0	0	2	265
	UNITED STATES	0	0	4	141
	COLOMBIA	22	184	11	116
	SUB TOTAL	**488 235**	**1 190 484**	**735 380**	**1 499 947 ***
1704901000	**MEDICATED PASTILLES & DROPS**				
06229	THAILAND	173 026	697 747	0	0
	MALAYSIA	284 681	3 027 577	267 470	2 483 778
	INDIA	210 822	569 347	0	0
	UNITED STATES	3 000	4 864	6 000	10 352
	UNITED KINGDOM	54 536	567 564	0	0
	GERMANY, FED. REP. OF	0	0	1 802	27 736
	SUB TOTAL	**726 065**	**4 867 099**	**275 272**	**2 521 866 ***
1704902000	**WHITE CHOCOLATE, NOT CONTAINING COCOA**				
06229	JAPAN	1 051	24 473	906	21 194
	CHINA	16 234	272 714	47 692	713 717
	SINGAPORE	25 425	113 944	51 840	112 966
	PHILIPPINES	6 886	27 460	5 989	23 236
	MALAYSIA	27 812	89 958	50 538	151 276
	NEW ZEALAND	1 247	13 661	1 616	19 035
	UNITED STATES	950	10 464	1 595	11 991
	MEXICO	80	838	0	0
	NETHERLANDS	1 480	15 790	435	5 962
	FRANCE	21 786	178 184	22 549	176 454
	GERMANY, FED. REP. OF	2 864	22 146	3 550	30 167
	BELGIUM	14 536	87 654	285 874	1 382 886
	SWITZERLAND	37 233	227 727	46 509	297 286
	ITALY	3 600	11 085	7 926	31 499
	SUB TOTAL	**161 184**	**1 096 098**	**527 019**	**2 977 669 ***
1704909100	**OTH SUGAR CONFECTIONERY,NOT CONT.COCOA,SOFT,CONT GELATIN**				
06229	JAPAN	2 541	5 887	1 659	970
	KOREA, REPUBLIC OF	2 331	18 479	1 474	12 655
	CHINA	2 348 404	7 250 621	2 847 281	7 515 734
	THAILAND	595 758	1 268 884	1 017 606	2 308 546
	SINGAPORE	1 897	4 198	0	0
	PHILIPPINES	101 489	356 026	173 871	618 370
	MALAYSIA	377 717	1 651 927	1 083 660	3 185 414
	TURKEY	126 255	407 472	233 318	900 103
	UNITED STATES	3 953	16 958	15 400	61 341
	UNITED KINGDOM	343	6 503	363	6 224
	GERMANY, FED. REP. OF	404	6 301	571	11 603
	POLAND	2 593	25 963	0	0
	SUB TOTAL	**3 563 685**	**11 019 219**	**5 375 203**	**14 620 960 ***
1704909900	**OTH SUGAR CONFECTIONERY,NOT CONT.COCOA,OTH SOFT,CONT GELATIN**				
06229	JAPAN	105 172	586 347	188 774	1 177 943
	HONG KONG	1	128	6 000	20 700
	KOREA, REPUBLIC OF	3 594	23 038	2 678	19 153
	CHINA	8 453 167	15 882 290	12 334 309	19 292 455
	THAILAND	112 479	789 410	253 283	552 468
	SINGAPORE	4 249	9 070	12 089	24 316
	MALAYSIA	67 206	87 807	381 192	422 924

http://www.bps.go.id

HS / SITC	COMMODITY DESCRIPTION / COUNTRY OF ORIGIN	JANUARY - DECEMBER 2015		JANUARY - DECEMBER 2016	
		NET WEIGHT (KG)	CIF VALUE (US$)	NET WEIGHT (KG)	CIF VALUE (US$)
	MYANMAR	0	0	5 000	17 200
	VIET NAM	333 572	794 234	419 879	932 037
	INDIA	82 431	1 286 361	51 665	905 085
	TURKEY	12 829	71 857	18 418	184 032
	UNITED ARAB EMIRATES	0	0	5	157
	AUSTRALIA	6 975	72 649	14	526
	NEW ZEALAND	34	376	6	158
	UNITED STATES	49 713	339 441	55 829	266 389
	CANADA	2 183	15 983	1 251	19 256
	UNITED KINGDOM	541	9 727	2 192	22 643
	NETHERLANDS	9 566	36 919	480	9 935
	FRANCE	2 449	24 695	1 855	17 551
	GERMANY, FED. REP. OF	292 106	646 027	332 591	742 183
	BELGIUM	47 725	307 419	1 908	13 386
	SWITZERLAND	232 494	3 975 859	195 065	3 269 097
	LUXEMBOURG	0	0	12	170
	NORWAY	0	0	2	49
	SWEDEN	0	0	1	350
	FINLAND	947	16 661	22	400
	IRELAND	14	382	0	0
	ITALY	7 662	106 604	18 943	190 340
	SPAIN	490	7 807	162	2 685
	HUNGARY	10 957	210 798	122	1 709
	POLAND	802	6 208	15	397
	CZECH REPUBLIC	27	348	0	0
	SUB TOTAL	**9 839 385**	**25 308 445**	**14 283 762**	**28 105 694 ***
1801000000	**COCOA BEANS,WHOLE/BROKEN,RAW/ROASTED**				
07210	TAIWAN	7	51	0	0
	PAPUA NEW GUINEA	4 058 610	12 854 048	8 190 713	26 027 987
	SINGAPORE	367	2 870	0	0
	PHILIPPINES	0	0	262 500	805 143
	MALAYSIA	2 839 312	10 122 334	10 500 361	31 116 710
	INDONESIA	0	0	1 814 373	4 571 227
	TANZANIA, UNITED REP. OF	54 000	171 142	1 254 691	3 789 055
	GHANA	6 200 000	20 171 000	1 525 103	4 964 718
	LIBERIA	0	0	250 000	738 250
	CAMEROON	6 141 003	19 187 776	1 815 423	5 357 238
	NIGERIA	0	0	855 556	2 580 941
	COTE D'IVOIRE	25 168 991	78 891 262	6 550 208	20 737 912
	UGANDA	362 582	1 219 925	2 824 252	8 875 741
	CENTRAL AFRICAN REPUBLIC	24 560	78 435	0	0
	DEMOCRATIC REP. OF THE CONGO	0	0	99 190	283 882
	VANUATU	29 999	84 600	0	0
	SOLOMON ISLANDS	1 139 999	3 470 797	90 000	310 597
	UNITED STATES	0	0	9 913 984	26 194 749
	BRAZIL	100 727	341 024	277 200	998 538
	COLOMBIA	0	0	445 462	1 240 044
	ECUADOR	5 602 829	17 709 069	11 197 846	36 330 196
	PERU	1 567 989	4 987 905	504 000	1 558 771
	DOMINICAN REPUBLIC	0	0	2 242 800	6 956 241
	DOMINICA	50 400	170 851	226 800	745 411
	NETHERLANDS	0	0	175 492	483 933
	BELGIUM	30 500	271 570	0	0
	SUB TOTAL	**53 371 875**	**169 734 659**	**61 015 954**	**184 667 284 ***
1803100000	**COCOA PASTE,NOT DEFATTED**				
07231	SINGAPORE	63 613	314 941	195 475	937 494
	MALAYSIA	244 338	1 177 297	100 005	492 867
	SWITZERLAND	36 000	151 991	20 000	86 733
	SUB TOTAL	**343 951**	**1 644 229**	**315 480**	**1 517 094 ***
1803200000	**COCOA PASTE,WHOLLY/PARTLY DEFATTED**				
07232	SINGAPORE	0	0	100 000	240 000
	MALAYSIA	379 999	866 000	3 755 400	9 308 299
	INDONESIA	60 000	131 971	0	0
	GHANA	0	0	220 000	450 560
	COTE D'IVOIRE	0	0	80 000	163 840
	GERMANY, FED. REP. OF	0	0	200 000	370 000
	SUB TOTAL	**439 999**	**997 971**	**4 355 400**	**10 532 699 ***

http://www.bps.go.id

HS / SITC	COMMODITY DESCRIPTION / COUNTRY OF ORIGIN	JANUARY - DECEMBER 2015		JANUARY - DECEMBER 2016	
		NET WEIGHT (KG)	CIF VALUE (US$)	NET WEIGHT (KG)	CIF VALUE (US$)
1804000000	**COCOA BUTTER,FAT & OIL**				
07240	JAPAN	2 720	30 367	2 736	30 923
	THAILAND	299 050	2 358 597	0	0
	SINGAPORE	89 675	651 485	257 250	1 608 255
	MALAYSIA	141 755	1 006 888	1 518 097	9 710 235
	UNITED STATES	0	0	119 543	800 671
	FRANCE	613	8 581	1 058	22 338
	GERMANY, FED. REP. OF	124	1 151	0	0
	BELGIUM	180	1 988	60	697
	SWITZERLAND	1	11	40	271
	SWEDEN	0	0	50	1 518
	RUSSIA FEDERATION	0	0	1	2
	SUB TOTAL	**534 118**	**4 059 068**	**1 898 835**	**12 174 910 ***
1805000000	**COCOA POWDER,NOT CONTAINING ADD SUGAR OR OTHER SWEETENING MATTER**				
07220	JAPAN	1 501	35 590	1 201	17 956
	CHINA	0	0	87 600	211 300
	SINGAPORE	3 003 880	7 725 020	4 739 680	13 216 670
	MALAYSIA	7 914 102	20 482 699	10 122 143	27 449 968
	INDONESIA	51 000	68 000	46 800	124 148
	TURKEY	0	0	45 000	83 250
	AUSTRALIA	0	0	7	390
	BRAZIL	3 095	17 111	0	0
	NETHERLANDS	165 849	525 418	156 975	515 433
	FRANCE	717 849	2 871 068	820 284	3 540 218
	SPAIN	0	0	13	136
	SUB TOTAL	**11 857 276**	**31 724 906**	**16 019 703**	**45 159 469 ***
1806100000	**COCOA POWDER,CONTAINING ADD SUGAR OR OTH SWEETENING MATTER**				
07310	JAPAN	0	0	12	229
	KOREA, REPUBLIC OF	0	0	325	1 593
	TAIWAN	182 792	616 049	244 987	866 506
	CHINA	235 022	765 464	0	0
	THAILAND	98 775	99 893	4 721	40 254
	SINGAPORE	41 149	268 397	30 631	222 501
	MALAYSIA	104 667	457 950	469 275	737 502
	UNITED ARAB EMIRATES	0	0	4	114
	AUSTRALIA	0	0	301	1 670
	UNITED STATES	20 952	92 906	32 678	116 322
	UNITED KINGDOM	0	0	10	110
	FRANCE	257	3 082	244	6 090
	GERMANY, FED. REP. OF	1 537	14 729	49	1 094
	SWITZERLAND	100	1 149	0	0
	NORWAY	0	0	1	54
	FINLAND	200 000	760 734	140 000	531 094
	ITALY	286	1 962	557	1 167
	SPAIN	0	0	17	480
	SUB TOTAL	**885 537**	**3 082 315**	**923 812**	**2 526 780 ***
1806201000	**CHOCOLATE CONFECTIONARY IN BLOCKS, SLAB/BARS,WEIGHT>2KG**				
07320	CHINA	0	0	3 634	6 807
	SINGAPORE	1 382 298	3 069 175	118 306	226 874
	MALAYSIA	444 514	698 298	759 468	772 747
	LEBANON	2 591	62 285	819	19 363
	UNITED ARAB EMIRATES	106	1 045	145	1 307
	UNITED STATES	0	0	3	131
	CANADA	0	0	6	799
	UNITED KINGDOM	0	0	9	225
	FRANCE	57 455	516 353	34 774	327 625
	BELGIUM	2 171 278	9 851 016	1 752 743	7 012 340
	SWITZERLAND	7 902	71 033	6 130	56 974
	ITALY	580	1 293	8 250	20 444
	SUB TOTAL	**4 066 724**	**14 270 498**	**2 684 287**	**8 445 636 ***
1806209000	**OTHER CHOCOLATE, LIQUID,PASTE,GRANULAR/OTH BULK FORM,PACKING>2KG**				
07320	JAPAN	116	915	0	0
	CHINA	0	0	14 743	42 736
	SINGAPORE	192 005	411 787	1 199 732	2 098 958
	PHILIPPINES	0	0	18	114

http://www.bps.go.id

HS / SITC	COMMODITY DESCRIPTION / COUNTRY OF ORIGIN	JANUARY - DECEMBER 2015		JANUARY - DECEMBER 2016	
		NET WEIGHT (KG)	CIF VALUE (US$)	NET WEIGHT (KG)	CIF VALUE (US$)
	MALAYSIA	279 930	526 805	308 775	523 932
	TURKEY	166	112	0	0
	UNITED ARAB EMIRATES	956	9 016	746	6 595
	AUSTRALIA	0	0	539	2 023
	UNITED STATES	45 761	57 634	46 013	75 622
	UNITED KINGDOM	0	0	3	332
	NETHERLANDS	5	85	0	0
	FRANCE	43 804	257 160	59 027	288 993
	BELGIUM	281 886	1 654 409	43 162	144 553
	ITALY	21 286	103 703	39 967	197 597
	SUB TOTAL	**865 915**	**3 021 626**	**1 712 725**	**3 381 455 ***
1806311000	**FILLED CHOCOLATE CONFECTIONARY IN BLOCKS,SLABS,BARS,WEIGHT_2KG**				
07330	JAPAN	986	23 607	503	11 214
	TAIWAN	6 931	49 119	0	0
	CHINA	21 607	320 677	39 156	494 092
	MALAYSIA	428 987	2 253 808	852 123	4 496 640
	TURKEY	750	13 566	3 710	56 632
	UNITED ARAB EMIRATES	0	0	422	17 062
	AUSTRALIA	0	0	1 974	17 789
	NEW ZEALAND	7 558	81 529	12 933	149 450
	UNITED STATES	3 297	54 067	677	19 118
	CANADA	123	3 449	178	3 172
	UNITED KINGDOM	741	13 341	667	14 645
	NETHERLANDS	339	7 765	793	13 892
	FRANCE	796	17 210	529	10 374
	GERMANY, FED. REP. OF	47 927	364 936	37 236	314 519
	AUSTRIA	253	4 575	39	825
	BELGIUM	18 581	348 089	14 573	305 817
	SWITZERLAND	19 675	315 681	6 458	118 434
	LUXEMBOURG	0	0	890	11 953
	DENMARK	924	18 073	892	14 944
	SWEDEN	222	5 000	130	2 458
	FINLAND	541	11 071	473	8 385
	IRELAND	2 788	64 053	2 594	40 897
	ITALY	707	13 997	2 851	29 399
	GREECE	20	945	0	0
	POLAND	395	7 549	544	10 093
	BULGARIA	91	1 512	18	248
	UKRAINE	25	266	0	0
	SLOVAKIA	22	510	41	573
	CZECH REPUBLIC	68	1 134	72	1 444
	SUB TOTAL	**564 354**	**3 995 529**	**980 476**	**6 164 069 ***
1806319000	**OTHER CHOCOLATE,IN BLOCKS,SLABS,BARS,FILLED,WEIGHT_2KG**				
07330	CHINA	12	123	0	0
	SINGAPORE	15 776	37 363	0	0
	MALAYSIA	6 214	4 768	142 328	670 951
	INDIA	1 517	20 641	668	12 866
	UNITED ARAB EMIRATES	0	0	1	19
	UNITED STATES	6 464	71 318	3 680	47 332
	CANADA	128	2 019	86	1 664
	MEXICO	2 003	23 522	873	11 662
	NETHERLANDS	161	1 657	0	0
	GERMANY, FED. REP. OF	601	9 085	1 179	21 219
	BELGIUM	4 852	67 794	3 066	51 604
	SWITZERLAND	10 752	55 905	20 751	155 325
	DENMARK	3 264	47 236	1 383	16 611
	NORWAY	0	0	1	32
	ITALY	30 324	408 395	29 367	411 060
	POLAND	348	5 393	1 608	29 866
	SUB TOTAL	**82 416**	**755 219**	**204 991**	**1 430 211 ***
1806321000	**CHOCOLATE CONFECTIONARY IN BLOCKS,SLABSBARS,NOT FILLED,WEIGHT_2KG**				
07330	JAPAN	8 644	92 555	4 042	31 797
	HONG KONG	291	8 023	327	10 742
	KOREA, REPUBLIC OF	821	6 855	242	2 070
	CHINA	17 740	294 940	17 134	262 136
	SINGAPORE	10 000	22 626	0	0
	PHILIPPINES	16 027	63 888	15 528	60 369

http://www.bps.go.id

HS / SITC	COMMODITY DESCRIPTION / COUNTRY OF ORIGIN	JANUARY - DECEMBER 2015		JANUARY - DECEMBER 2016	
		NET WEIGHT (KG)	CIF VALUE (US$)	NET WEIGHT (KG)	CIF VALUE (US$)
	MALAYSIA	505 525	2 531 317	752 931	3 691 600
	VIET NAM	3 563	3 174	0	0
	NEW ZEALAND	3 584	39 049	7 932	92 561
	UNITED STATES	6 101	21 230	651	3 299
	UNITED KINGDOM	287	3 989	269	5 918
	FRANCE	0	0	6	259
	GERMANY, FED. REP. OF	19 773	143 115	12 405	100 339
	BELGIUM	11 496	126 727	10 678	53 508
	SWITZERLAND	134 687	737 167	163 305	934 579
	ITALY	4	86	305	2 218
	SUB TOTAL	**738 543**	**4 094 741**	**985 755**	**5 251 395 ***
1806329000	**OTHER CHOCOLATE,IN BLOCKS,SLABS,BARS,NOT FILLED,WEIGHT_2KG**				
07330	CHINA	388 557	111 433	1 331 235	273 370
	SINGAPORE	880 152	108 729	2 630 817	404 105
	MALAYSIA	79 642	25 761	0	0
	IRAN (ISLAMIC REPUBLIC OF)	0	0	103	643
	AUSTRALIA	329	2 293	0	0
	UNITED STATES	7	125	885	5 832
	CANADA	59	994	0	0
	MEXICO	0	0	27	553
	UNITED KINGDOM	73	676	46	957
	FRANCE	19 564	108 972	16 514	95 697
	GERMANY, FED. REP. OF	66	2 574	46	955
	BELGIUM	11 458	76 151	6 873	44 568
	SWITZERLAND	23 202	121 433	25 988	195 756
	DENMARK	69	1 157	50	1 022
	SWEDEN	0	0	119	2 335
	FINLAND	3	49	22	447
	ITALY	74	1 259	13	332
	SPAIN	6 120	67 476	4 590	51 090
	POLAND	85	1 432	51	1 052
	SUB TOTAL	**1 409 460**	**630 514**	**4 017 379**	**1 078 714 ***
1806901000	**CHOCOLATE CONFECTIONARY IN TABLETS ORPASTILLES**				
07390	JAPAN	836	19 668	191	5 297
	KOREA, REPUBLIC OF	0	0	1 600	18 700
	CHINA	896 048	4 377 332	478 784	2 601 536
	MALAYSIA	5 000	11 000	6 000	9 800
	INDIA	0	0	16	218
	TURKEY	51	1 105	9	456
	AUSTRALIA	29	1 359	8	553
	UNITED STATES	926	17 801	410	10 396
	CANADA	122	1 459	0	0
	MEXICO	42	533	48	863
	UNITED KINGDOM	246	4 068	208	2 778
	NETHERLANDS	537	8 008	286	5 969
	FRANCE	954	10 634	533	10 512
	GERMANY, FED. REP. OF	9 454	62 048	6 551	49 611
	AUSTRIA	3	54	0	0
	BELGIUM	2 382	115 169	1 917	96 963
	SWITZERLAND	841	17 409	927	28 111
	DENMARK	45	575	49	959
	SWEDEN	98	1 382	0	0
	ITALY	580	3 772	2 734	17 637
	SPAIN	70	1 070	31	593
	GREECE	217	6 528	553	11 981
	POLAND	243	2 975	706	9 843
	BULGARIA	114	1 337	125	1 666
	UKRAINE	0	0	191	2 675
	SLOVAKIA	11	177	0	0
	SUB TOTAL	**918 849**	**4 665 463**	**501 877**	**2 887 117 ***
1806903000	**FOOD PREPARATIONS OF FLOUR,MEAL,STARCH,MALT EXTRACT, CONT 40%_COCOA<50%**				
07390	THAILAND	1 698	7 854	9 082	42 634
	SAUDI ARABIA	0	0	45	230
	ITALY	1 530	11 110	0	0
	SUB TOTAL	**3 228**	**18 964**	**9 127**	**42 864 ***

http://www.bps.go.id

HS / SITC	COMMODITY DESCRIPTION / COUNTRY OF ORIGIN	JANUARY - DECEMBER 2015		JANUARY - DECEMBER 2016	
		NET WEIGHT (KG)	CIF VALUE (US$)	NET WEIGHT (KG)	CIF VALUE (US$)
1806909000	**OTH CHOCOLATE AND FOOD PREPARATION CONTCOCOA**				
07390	JAPAN	1 396	3 891	2 626	1 170
	HONG KONG	1 027	29 658	1 084	34 422
	KOREA, REPUBLIC OF	1 091	8 770	1 318	9 130
	CHINA	1 489 066	6 854 539	1 831 902	7 339 733
	THAILAND	51 175	225 779	501 434	833 607
	SINGAPORE	136 080	848 545	437 796	3 271 538
	PHILIPPINES	27 906	101 616	520 461	1 880 968
	MALAYSIA	3 719 905	9 870 149	2 788 886	5 758 165
	INDIA	1 021 353	21 180 129	1 444 380	31 617 832
	TURKEY	3 955	6 724	0	0
	UNITED ARAB EMIRATES	7 174	100 008	6 434	84 159
	AUSTRALIA	899 237	6 095 305	1 043 535	7 969 606
	NEW ZEALAND	0	0	794	2 582
	UNITED STATES	158 050	552 891	137 607	655 241
	CANADA	2 463	31 858	2 184	27 674
	COLOMBIA	0	0	5	49
	UNITED KINGDOM	2 100	52 755	4 921	134 509
	NETHERLANDS	85 054	537 355	194 360	1 401 983
	FRANCE	9 988	132 460	9 009	110 266
	GERMANY, FED. REP. OF	378 754	1 097 404	224 220	767 360
	BELGIUM	76 378	181 260	120 545	511 519
	SWITZERLAND	58 695	372 005	49 359	390 684
	IRELAND	0	0	115	2 522
	ITALY	224 403	2 796 268	202 883	2 302 129
	GREECE	124	3 537	84	1 521
	POLAND	480	1 112	341	4 036
	SUB TOTAL	**8 355 854**	**51 084 018**	**9 526 283**	**65 112 405 ***
1901101000	**PREPARATIONS FOR INFANT USE OF MALTEXTRACT, FOR RETAIL SALE**				
09893	KOREA, REPUBLIC OF	932	3 635	0	0
	CHINA	53 250	192 467	67 280	201 823
	THAILAND	41 425	87 156	171 700	366 837
	DENMARK	0	0	61	2 844
	SUB TOTAL	**95 607**	**283 258**	**239 041**	**571 504 ***
1901102000	**PREPARATIONS FOR INFANT USE OF GOODS OFHEAD 04.01-04.04, FOR RETAIL SALE**				
09893	JAPAN	1 012	6 755	0	0
	THAILAND	846 640	8 038 062	552 205	4 806 578
	SINGAPORE	1 013 371	9 885 734	1 207 862	8 372 388
	PHILIPPINES	136 481	858 080	23 609	149 653
	NEW ZEALAND	198 520	1 780 722	5 851	44 477
	UNITED STATES	2 542	252 991	964	133 506
	UNITED KINGDOM	0	0	2 214	16 604
	NETHERLANDS	375 745	4 025 473	307 306	2 996 988
	FRANCE	1 728	21 581	1 564	18 518
	SWITZERLAND	230 069	2 683 904	208 455	2 596 653
	IRELAND	88 736	1 008 944	139 712	1 303 064
	SPAIN	42 879	596 551	32 553	342 731
	SUB TOTAL	**2 937 723**	**29 158 797**	**2 482 295**	**20 781 160 ***
1901103000	**PREPARATIONS FOR INFANT USE OF SOYA BEAN POWDER, FOR RETAIL SALE**				
09893	JAPAN	136	882	0	0
	CHINA	1 020 600	3 359 156	113 400	373 184
	MALAYSIA	3 321 938	8 665 043	3 696 435	8 481 613
	NETHERLANDS	92 400	189 910	0	0
	IRELAND	16 085	223 394	7 349	88 301
	SUB TOTAL	**4 451 159**	**12 438 385**	**3 817 184**	**8 943 098 ***
1901109100	**MEDICAL FOODS, PREPARATIONS FOR INFANTUSE, FOR RETAIL SALE**				
09893	CHINA	869 409	2 605 161	2 473 251	7 577 015
	AUSTRALIA	0	0	803	3 536
	UNITED STATES	7 202	269 738	8 426	299 542
	SUB TOTAL	**876 611**	**2 874 899**	**2 482 480**	**7 880 093 ***
1901109900	**OTH PREPARATIONS FOR INFANT USE,W/ COCOA<40%, FOR RETAIL SALE**				
09893	MALAYSIA	995 275	4 015 168	1 100 991	3 737 542
	SOUTH AFRICA	10	75	0	0

http://www.bps.go.id

HS / SITC	COMMODITY DESCRIPTION / COUNTRY OF ORIGIN	JANUARY - DECEMBER 2015		JANUARY - DECEMBER 2016	
		NET WEIGHT (KG)	CIF VALUE (US$)	NET WEIGHT (KG)	CIF VALUE (US$)
	AUSTRALIA	30 198	129 337	26 907	118 587
	UNITED STATES	1 838	14 348	1 093	9 217
	UNITED KINGDOM	986	8 316	1 990	16 570
	NETHERLANDS	10	19	0	0
	ITALY	0	0	579	4 095
	SUB TOTAL	**1 028 317**	**4 167 263**	**1 131 560**	**3 886 011 ***
1901201000	**MIXES & DOUGHS OF FLOUR, GROATS, MEAL,STARCH/MALT EXTRACT, NOT CONT. COCOA**				
04850	JAPAN	83 849	188 880	45 294	112 723
	HONG KONG	10 322	46 844	3 183	18 127
	KOREA, REPUBLIC OF	0	0	41	171
	CHINA	0	0	2 856	30 458
	THAILAND	1 070 318	2 002 814	1 029 042	1 928 959
	SINGAPORE	79 363	547 393	228 691	1 622 968
	MALAYSIA	127 787	430 371	196 604	554 409
	VIET NAM	0	0	28 000	72 960
	AUSTRALIA	1 175	5 893	177	1 506
	NEW ZEALAND	714	2 381	2 700	10 060
	UNITED STATES	140 959	215 305	66 355	109 064
	UNITED KINGDOM	0	0	72 000	58 320
	FRANCE	8 023	24 358	5 901	20 732
	GERMANY, FED. REP. OF	115 225	216 739	77 770	151 274
	BELGIUM	0	0	17 151	29 374
	SUB TOTAL	**1 637 735**	**3 680 978**	**1 775 765**	**4 721 105 ***
1901202000	**MIXES & DOUGHS OF FLOUR, GROATS, MEAL,STARCH/MALT EXTRACT, CONTAINING COCOA**				
04850	HONG KONG	1 640	8 328	4 614	26 424
	THAILAND	17 121	46 774	22 640	62 091
	SINGAPORE	0	0	1 076	7 582
	MALAYSIA	44 345	83 498	47 965	69 626
	UNITED STATES	0	0	16 474	76 034
	SUB TOTAL	**63 106**	**138 600**	**92 769**	**241 757 ***
1901203000	**OTH MIXES AND DOUGHS FOR PREP. OFBAKERS WARES, NOT CONTAINING COCOA**				
04850	JAPAN	28 768	82 682	31 179	102 318
	KOREA, REPUBLIC OF	6 688	19 365	3 736	12 728
	CHINA	27 300	57 330	27 503	60 436
	THAILAND	100 055	183 017	53 460	40 612
	SINGAPORE	388 292	1 034 453	451 511	1 169 668
	MALAYSIA	90 254	150 563	70 065	100 966
	VIET NAM	111 640	409 244	106 060	216 616
	AUSTRALIA	259 096	648 353	521 504	1 372 864
	UNITED STATES	60 167	145 122	65 660	169 382
	UNITED KINGDOM	0	0	464	593
	NETHERLANDS	14 925	57 907	10 150	42 837
	FRANCE	10 875	24 163	12 937	20 403
	GERMANY, FED. REP. OF	474 619	899 786	443 620	857 310
	BELGIUM	3 025	6 101	46 540	86 283
	NORWAY	0	0	1	53
	ITALY	2 025	6 175	5 936	16 903
	SUB TOTAL	**1 577 729**	**3 724 261**	**1 850 326**	**4 269 972 ***
1901204000	**OTH MIXES AND DOUGHS FOR PREP. OFBAKERS WARES, CONTAINING COCOA**				
04850	KOREA, REPUBLIC OF	965	4 570	357	1 760
	THAILAND	85	260	0	0
	MALAYSIA	27 638	56 706	85 950	144 228
	AUSTRALIA	2 213	7 360	0	0
	UNITED STATES	18 088	45 174	18 137	51 652
	UNITED KINGDOM	36	799	44	976
	GERMANY, FED. REP. OF	300	2 445	0	0
	ITALY	0	0	38	269
	SUB TOTAL	**49 325**	**117 314**	**104 526**	**198 885 ***
1901901900	**OTH THAN MEDICAL FOODS FOR INFANTNOT PUT UP FOR RETAIL SALE**				
09894	JAPAN	22	237	0	0
	NEW ZEALAND	444 000	1 888 332	1 016 150	3 679 188
	UNITED STATES	4 113	68 809	0	0

http://www.bps.go.id

HS / SITC	COMMODITY DESCRIPTION / COUNTRY OF ORIGIN	JANUARY - DECEMBER 2015		JANUARY - DECEMBER 2016	
		NET WEIGHT (KG)	CIF VALUE (US$)	NET WEIGHT (KG)	CIF VALUE (US$)
	SPAIN	4	3	0	0
	SUB TOTAL	**448 139**	**1 957 381**	**1 016 150**	**3 679 188 ***
1901902000	**MALT EXTRACT**				
09894	KOREA, REPUBLIC OF	2 514	5 407	0	0
	CHINA	245 719	401 041	252 615	391 248
	THAILAND	2 220 970	7 558 327	2 509 222	8 246 913
	SINGAPORE	9 043 080	9 409 510	11 147 500	12 057 618
	MALAYSIA	1 423 980	2 860 850	1 323 619	2 373 885
	AUSTRALIA	9 000	30 773	6 025	20 998
	UNITED KINGDOM	637 744	999 165	1 194 610	1 345 515
	NETHERLANDS	186 400	218 598	693 530	605 103
	GERMANY, FED. REP. OF	573 624	891 133	878 442	1 731 056
	SWITZERLAND	300	1 819	5 000	8 500
	DENMARK	28 450	33 015	39 500	143 984
	ITALY	95 442	93 904	98 583	102 108
	SPAIN	3 012	95 165	1 971	64 285
	HUNGARY	175	1 795	0	0
	SUB TOTAL	**14 470 410**	**22 600 502**	**18 150 617**	**27 091 213 ***
1901903100	**FILLED MILK, OF GOODS OF HEADING04.01 TO 04.04**				
09894	JAPAN	9	2 602	0	0
	THAILAND	289 248	416 835	177 408	217 117
	SINGAPORE	912 228	1 497 635	1 226 849	1 811 982
	MALAYSIA	265 039	2 056 799	1 584 320	1 483 310
	AUSTRALIA	5 538 905	25 826 109	3 508 450	13 540 114
	ITALY	324	2 351	0	0
	SUB TOTAL	**7 005 753**	**29 802 331**	**6 497 027**	**17 052 523 ***
1901903200	**OTH THAN FILLED MILK, CONTAINING COCOAPOWDER OF GOODS OF HEAD. 04.01 TO 04.04**				
09894	THAILAND	33 017	202 168	3 418	18 503
	MALAYSIA	1 017 925	5 531 207	0	0
	UNITED STATES	0	0	49	695
	SUB TOTAL	**1 050 942**	**5 733 375**	**3 467**	**19 198 ***
1901903900	**OTH OF GOODS OF HEADING 04.01 T0 04.04**				
09894	THAILAND	5 237 586	21 687 794	4 879 760	15 638 285
	SINGAPORE	3 527 565	30 930 320	2 942 586	18 052 424
	PHILIPPINES	152 848	1 462 722	110 606	1 137 935
	MALAYSIA	1 617 923	8 921 306	501 127	2 895 103
	AUSTRALIA	891 997	4 322 312	197 800	909 491
	NEW ZEALAND	0	0	64 150	191 438
	UNITED STATES	96	2 397	7 461	172 416
	NETHERLANDS	279 890	1 960 618	334 111	2 617 424
	FRANCE	0	0	120 000	203 900
	GERMANY, FED. REP. OF	0	0	4 591	15 889
	SWITZERLAND	227 775	2 755 156	183 813	2 190 049
	ITALY	0	0	735	2 719
	SUB TOTAL	**11 935 680**	**72 042 625**	**9 346 740**	**44 027 073 ***
1901904100	**OTH SOYA BASED PREPARATION, IN POWDERFORM**				
09894	KOREA, REPUBLIC OF	1 679	3 893	0	0
	CHINA	33 919	102 710	52 696	158 342
	SINGAPORE	2 614	15 275	12 937	49 888
	MALAYSIA	5 397	34 767	28 139	69 030
	UNITED STATES	39 181	669 625	191 525	4 972 876
	SUB TOTAL	**82 790**	**826 270**	**285 297**	**5 250 136 ***
1901904900	**OTH SOYA BASED PREPARATIONS, IN OTHERFORM**				
09894	JAPAN	35 251	140 993	38 393	189 016
	KOREA, REPUBLIC OF	6 261	23 379	4 997	18 992
	CHINA	47 383	61 941	55 217	67 015
	SINGAPORE	0	0	1 642	7 902
	MALAYSIA	29 258	22 351	20 157	13 766
	ITALY	348	2 524	0	0
	SUB TOTAL	**118 501**	**251 188**	**120 406**	**296 691 ***

http://www.bps.go.id

HS / SITC	COMMODITY DESCRIPTION / COUNTRY OF ORIGIN	JANUARY - DECEMBER 2015		JANUARY - DECEMBER 2016	
		NET WEIGHT (KG)	CIF VALUE (US$)	NET WEIGHT (KG)	CIF VALUE (US$)
1901909100	**OTH SOYA BASED PREPARATION MEDICAL FOODS**				
09894	MALAYSIA	2 964	267	0	0
	UNITED STATES	3 380	45 864	2 666	41 727
	CANADA	1 226	29 786	0	0
	SUB TOTAL	**7 570**	**75 917**	**2 666**	**41 727 ***
1901909990	**OTH THAN KERUPUK OF SHRIMPS**				
09894	JAPAN	1 107	17 889	1 204	26 513
	KOREA, REPUBLIC OF	6 934	19 489	11 095	75 094
	THAILAND	1 131 667	2 589 413	887 190	1 923 797
	SINGAPORE	24 194	96 992	27 520	113 687
	MALAYSIA	77 553	50 864	1 795	64 000
	VIET NAM	1 620	3 920	1 620	3 921
	INDONESIA	0	0	15 216	43 766
	SOUTH AFRICA	73	598	0	0
	AUSTRALIA	1 095 824	3 899 802	4 679 080	15 572 253
	UNITED STATES	86 046	1 508 364	29 032	489 370
	NETHERLANDS	1 285 005	4 683 985	1 900 771	5 831 826
	FRANCE	495 824	1 314 968	41 437	153 763
	GERMANY, FED. REP. OF	146 518	1 214 093	202 263	1 492 579
	FINLAND	0	0	20 000	57 368
	ITALY	14 818	98 608	3 286	14 524
	SPAIN	220 576	525 102	44 309	105 355
	HUNGARY	125	1 455	0	0
	POLAND	2 036 910	14 570 968	2 653 102	12 923 643
	MALTA	0	0	11	67
	SUB TOTAL	**6 624 794**	**30 596 510**	**10 518 931**	**38 891 526 ***
1902110000	**UNCOOKED PASTA, NOT STUFFED/OTHERWISEPREPARED, CONTAINING EGGS**				
04830	CHINA	20 460	16 167	13 678	10 806
	SINGAPORE	1 600	1 788	0	0
	MALAYSIA	2 909	16 722	0	0
	AUSTRALIA	4 017	5 686	7 292	10 745
	UNITED STATES	0	0	3 387	12 780
	ITALY	872 532	995 299	654 482	730 436
	SUB TOTAL	**901 518**	**1 035 662**	**678 839**	**764 767 ***
1902192000	**UNCOOKED PASTA,NOT STUFFED/OTW PREP.NOTCONT.EGGS,RICE VERMICELLI (BEE HOON)**				
04830	KOREA, REPUBLIC OF	432	1 209	0	0
	CHINA	97 908	113 659	472 992	712 738
	THAILAND	114 681	180 523	159 096	281 023
	SINGAPORE	18 345	14 722	6 000	15 465
	MALAYSIA	0	0	32	26
	MYANMAR	20 719	14 165	11 400	7 660
	VIET NAM	0	0	2 427	4 179
	SUB TOTAL	**252 085**	**324 278**	**651 947**	**1 021 091 ***
1902193000	**UNCOOKED PASTA,NOT STUFFED/OTW PREP.NOTCONT. EGGS, TRANSPARENT VERMICELLI**				
04830	KOREA, REPUBLIC OF	78 114	207 051	74 688	191 149
	CHINA	109 772	141 754	546 523	723 124
	THAILAND	0	0	74 014	165 405
	SUB TOTAL	**187 886**	**348 805**	**695 225**	**1 079 678 ***
1902194000	**UNCOOKED PASTA, NOT STUFFED/OTHERWISEPREPARED, NOT CONTAINING EGGS, NOODLES**				
04830	JAPAN	34 932	150 540	28 174	122 620
	KOREA, REPUBLIC OF	22 648	58 791	21 938	48 168
	TAIWAN	1	23	0	0
	CHINA	0	0	9 385	9 827
	MALAYSIA	0	0	83 266	36 991
	AUSTRALIA	0	0	7 861	18 392
	SUB TOTAL	**57 581**	**209 354**	**150 624**	**235 998 ***
1902199000	**UNCOOKED PASTA, NOT STUFFED/OTHERWISEPREPARED, NOT CONTAINING EGGS**				
04830	JAPAN	2 001	11 378	610	3 806
	HONG KONG	32 988	35 462	33 000	37 950
	CHINA	416 580	425 349	525 198	566 204
	THAILAND	43 436	78 670	49 489	90 537

http://www.bps.go.id

HS / SITC	COMMODITY DESCRIPTION / COUNTRY OF ORIGIN	JANUARY - DECEMBER 2015		JANUARY - DECEMBER 2016	
		NET WEIGHT (KG)	CIF VALUE (US$)	NET WEIGHT (KG)	CIF VALUE (US$)
	SINGAPORE	12 850	17 204	0	0
	MALAYSIA	0	0	6 308	10 912
	VIET NAM	10 080	16 716	7 277	12 537
	TURKEY	796 136	695 427	805 873	662 330
	AUSTRALIA	818 954	1 253 211	932 204	1 432 454
	UNITED STATES	0	0	4 766	17 986
	BELGIUM	20 712	23 409	36 013	52 381
	ITALY	480 287	907 897	435 894	816 817
	SUB TOTAL	**2 634 024**	**3 464 723**	**2 836 632**	**3 703 914 ***
1902203000	**STUFFED PASTA W/ FISH,CRUSTACEANS/MOLLUSCS,WHETHER/ NOT COOKED/ OTW PREP.**				
09891	THAILAND	0	0	14 240	30 621
	SUB TOTAL	**0**	**0**	**14 240**	**30 621 ***
1902209000	**STUFFED PASTA W/O MEAT/MEAT OFFAL,FISH,CRUSTAC/MOLLSC,WTHR/NOT COOK/ OTW PREP**				
09891	JAPAN	0	0	3 333	123 621
	KOREA, REPUBLIC OF	3 432	19 065	199	584
	UNITED STATES	7 110	12 688	0	0
	SUB TOTAL	**10 542**	**31 753**	**3 532**	**124 205 ***
1902302000	**OTH PASTA, INSTANT RICE VERMICELLI**				
09891	KOREA, REPUBLIC OF	1 890	9 052	1 511	9 612
	THAILAND	10 676	38 462	134 367	331 593
	SINGAPORE	640	1 136	622	2 698
	VIET NAM	7 046	22 520	2 886	9 022
	IRAN (ISLAMIC REPUBLIC OF)	0	0	2	5
	SUB TOTAL	**20 252**	**71 170**	**139 388**	**352 930 ***
1902303000	**OTH PASTA, TRANSPARANT VERMICELLI**				
09891	JAPAN	0	0	246	1 330
	KOREA, REPUBLIC OF	117	336	0	0
	CHINA	4 902 875	5 324 140	5 976 044	6 657 920
	MALAYSIA	0	0	146	116
	NEW CALEDONIA	0	0	11 500	15 170
	SUB TOTAL	**4 902 992**	**5 324 476**	**5 987 936**	**6 674 536 ***
1902304000	**OTH PASTA, OTH INSTANT NOODLES**				
09891	JAPAN	45 704	169 471	39 138	111 275
	KOREA, REPUBLIC OF	799 011	2 900 765	2 601 439	10 117 185
	TAIWAN	4 153	2 337	6 794	13 445
	CHINA	526 942	1 546 983	920 323	2 699 591
	THAILAND	40 685	131 281	92 808	330 675
	SINGAPORE	79 128	139 511	86 329	220 589
	MALAYSIA	20 442	34 654	27 670	23 220
	VIET NAM	17 452	48 841	10 021	27 789
	UNITED ARAB EMIRATES	0	0	4 667	11 949
	SUB TOTAL	**1 533 517**	**4 973 843**	**3 789 189**	**13 555 718 ***
1902309000	**OTH PASTA,NOT INSTANT RICE VERMICELLI,TRANSP VERMICELLI,OTH INSTANT NOODLES**				
09891	JAPAN	103 818	137 711	386 350	591 354
	KOREA, REPUBLIC OF	100 489	79 041	82 184	38 901
	TAIWAN	215 877	414 319	215 309	414 933
	CHINA	273 855	387 050	6 750	10 305
	THAILAND	50 246	405 283	64 093	236 442
	SINGAPORE	2 421	3 311	1 542	4 521
	MALAYSIA	30 000	54 000	60 000	108 000
	AUSTRALIA	43 041	86 143	27 367	54 784
	UNITED STATES	0	0	42 022	178 582
	ITALY	1 675	8 476	34	300
	SUB TOTAL	**821 422**	**1 575 334**	**885 651**	**1 638 122 ***
1902400000	**COUSCOUS**				
09891	MOROCCO	10 010	14 683	0	0
	AUSTRALIA	28 704	42 140	21 659	32 831
	UNITED STATES	411	1 768	128	634

http://www.bps.go.id

HS / SITC	COMMODITY DESCRIPTION / COUNTRY OF ORIGIN	JANUARY - DECEMBER 2015		JANUARY - DECEMBER 2016	
		NET WEIGHT (KG)	CIF VALUE (US$)	NET WEIGHT (KG)	CIF VALUE (US$)
	ITALY	1 237	5 963	1 020	5 980
	SUB TOTAL	**40 362**	**64 554**	**22 807**	**39 445 ***
1903000000	**TAPIOCA&SUBSTITUTES THF PREP FR STARCH,IN FLAKE,GRAIN,PEARL,SIFTING/ SIM FORM**				
05645	JAPAN	8 076	25 090	0	0
	TAIWAN	68 874	121 468	47 901	86 075
	THAILAND	0	0	451 320	184 962
	SINGAPORE	23 529	57 921	161 308	424 010
	MALAYSIA	100	500	0	0
	AUSTRALIA	0	0	83	1 126
	SUB TOTAL	**100 579**	**204 979**	**660 612**	**696 173 ***
1904101000	**PREP FOOD OBTAIN BY THE SWELL/ROASTINGOF CEREALS/CEREAL PRODUCTS, CONT COCOA**				
04811	KOREA, REPUBLIC OF	2 776	22 987	1 171	9 990
	TAIWAN	1 477	11 181	1 734	9 495
	CHINA	177 116	400 373	431 158	1 052 661
	THAILAND	76 198	338 688	102 035	490 029
	PHILIPPINES	379 849	1 260 678	914 788	2 787 593
	MALAYSIA	2 697 600	7 367 090	3 135 059	7 350 309
	AUSTRALIA	1 456	5 673	1 106	5 439
	UNITED STATES	2 522	9 761	4 830	15 165
	UNITED KINGDOM	330	2 976	227	3 886
	GERMANY, FED. REP. OF	7 830	34 464	14 108	67 838
	SWITZERLAND	22 485	25 816	21 623	32 309
	LITHUANIA	1 829	4 832	0	0
	SUB TOTAL	**3 371 468**	**9 484 519**	**4 627 839**	**11 824 714 ***
1904109000	**PREP FOOD OBTAIN BY THE SWELL/ROASTINGOF CEREAL/CEREAL PRODUCT,NOT CONT COCOA**				
04811	JAPAN	2 902	14 062	4 268	8 043
	KOREA, REPUBLIC OF	10 741	90 800	15 103	97 528
	TAIWAN	45 286	167 703	46 251	133 236
	CHINA	57 322	451 881	83 972	793 189
	THAILAND	425 667	1 988 921	324 243	1 741 231
	SINGAPORE	13 843	7 624	1	5
	PHILIPPINES	280 503	890 473	344 227	1 230 558
	MALAYSIA	867 894	2 392 956	1 150 231	2 824 775
	VIET NAM	0	0	1 000	1 394
	LEBANON	52	310	40	254
	MAURITANIA	0	0	1 501	5 832
	AUSTRALIA	68 426	147 054	74 209	155 284
	NEW ZEALAND	21	198	16	67
	UNITED STATES	80 848	304 161	76 775	293 726
	CANADA	8 455	49 282	0	0
	UNITED KINGDOM	81	1 823	189	3 653
	GERMANY, FED. REP. OF	68 334	79 435	61 590	76 978
	BELGIUM	6 368	7 975	0	0
	SWITZERLAND	27 750	33 468	30 852	31 141
	ITALY	0	0	577	3 635
	GREECE	0	0	15 743	50 737
	LITHUANIA	10 384	27 284	0	0
	SUB TOTAL	**1 974 877**	**6 655 410**	**2 230 788**	**7 451 266 ***
1904201000	**PREPARED FOODS OBTAINED FROM UNROASTEDCEREAL FLAKES**				
04811	CHINA	175 334	578 629	355 342	1 160 055
	SINGAPORE	300	1 068	33 331	100 831
	MALAYSIA	25 111	75 835	6 614	19 548
	AUSTRALIA	41 850	71 714	157 201	251 757
	GERMANY, FED. REP. OF	3 130	2 468	750	488
	AUSTRIA	0	0	1 753	12 296
	BELGIUM	0	0	1 000	643
	SUB TOTAL	**245 725**	**729 714**	**555 991**	**1 545 618 ***
1904209000	**PREP FOOD OBTAIN FR MIXTURE F UNROASTEDCEREAL FLAKE AND ROAST CER FLK/SWEL CER**				
04811	KOREA, REPUBLIC OF	225	446	40	406
	THAILAND	278	2 284	2 662	29 466
	SINGAPORE	2 268	6 307	0	0
	MALAYSIA	116 447	144 206	0	0
	VIET NAM	8 882	10 908	0	0

http://www.bps.go.id

HS / SITC	COMMODITY DESCRIPTION / COUNTRY OF ORIGIN	JANUARY - DECEMBER 2015		JANUARY - DECEMBER 2016	
		NET WEIGHT (KG)	CIF VALUE (US$)	NET WEIGHT (KG)	CIF VALUE (US$)
	AUSTRALIA	4 265	21 432	20 750	82 523
	NEW ZEALAND	59	712	0	0
	UNITED STATES	3 759	30 738	4 529	48 571
	UNITED KINGDOM	2 936	24 216	6 976	48 883
	GERMANY, FED. REP. OF	3 822	24 066	8 136	55 935
	BELGIUM	41 742	59 487	83 581	129 146
	SWITZERLAND	0	0	741	4 173
	IRELAND	0	0	1 567	18 481
	SUB TOTAL	**184 683**	**324 802**	**128 982**	**417 584 ***
1904901000	**RICE PREPARATIONS, INCLUDINGPRE-COOKED RICE**				
04812	JAPAN	798	4 556	7 136	40 600
	KOREA, REPUBLIC OF	12 913	41 556	29 873	86 254
	CHINA	104 139	318 666	59 508	177 334
	THAILAND	1 125	3 000	0	0
	MALAYSIA	33 717	13 185	109 535	100 468
	TURKEY	31	21	0	0
	UNITED KINGDOM	86	1 130	56	1 248
	ITALY	2 082	10 229	0	0
	SUB TOTAL	**154 891**	**392 343**	**206 108**	**405 904 ***
1904909000	**OTH PREPARED FOODS OBTAINEDOF CEREALS OR CEREAL PRODUCTS**				
04812	KOREA, REPUBLIC OF	22 426	81 950	23 446	163 200
	CHINA	123 308	96 669	452 331	714 582
	SINGAPORE	143 864	81 025	138 147	129 389
	MALAYSIA	120 419	218 800	648 116	1 441 073
	VIET NAM	0	0	14 316	48 904
	SAUDI ARABIA	0	0	54 672	585 391
	TURKEY	2	2	0	0
	AUSTRALIA	23 373	88 937	42 052	229 619
	UNITED STATES	17 300	49 719	15 063	47 553
	UNITED KINGDOM	4 683	24 794	2 447	13 816
	GERMANY, FED. REP. OF	9 593	37 307	12 148	44 084
	SUB TOTAL	**464 968**	**679 203**	**1 402 738**	**3 417 611 ***
1905100000	**CRISPBREAD**				
04841	THAILAND	136	10 749	0	0
	SINGAPORE	101 593	207 388	116 267	208 319
	MALAYSIA	12 688	51 322	1 360	5 317
	VIET NAM	6 318	31 883	0	0
	AUSTRALIA	278	1 937	227	2 333
	UNITED KINGDOM	1 065	6 313	773	5 255
	GERMANY, FED. REP. OF	0	0	19	389
	FINLAND	478	2 788	0	0
	ITALY	2 465	9 617	1 640	8 052
	SUB TOTAL	**125 021**	**321 997**	**120 286**	**229 665 ***
1905200000	**GINGERBREAD AND THE LIKE**				
04842	UNITED KINGDOM	128	2 182	73	1 550
	SUB TOTAL	**128**	**2 182**	**73**	**1 550 ***
1905311000	**SWEET BISCUITS NOT CONTAINING COCOA**				
04842	JAPAN	21 212	48 542	25 747	33 502
	KOREA, REPUBLIC OF	12 223	90 447	9 486	77 055
	TAIWAN	1 590	10 149	0	0
	CHINA	27 945	125 584	45 282	142 310
	THAILAND	1 231 012	5 869 779	1 110 934	5 246 306
	SINGAPORE	5 877	10 335	9 713	27 786
	MALAYSIA	2 296 302	4 064 091	3 697 561	7 243 479
	VIET NAM	6 338	21 705	0	0
	INDONESIA	3 408	12 838	0	0
	SAUDI ARABIA	8 330	36 448	0	0
	TURKEY	0	0	12	198
	AUSTRALIA	15 526	186 969	1 409	11 271
	NEW ZEALAND	53	660	5	73
	UNITED STATES	522	3 168	0	0
	CANADA	18 224	86 622	0	0
	UNITED KINGDOM	27 434	190 285	9 007	137 870

http://www.bps.go.id

HS / SITC	COMMODITY DESCRIPTION / COUNTRY OF ORIGIN	JANUARY - DECEMBER 2015		JANUARY - DECEMBER 2016	
		NET WEIGHT (KG)	CIF VALUE (US$)	NET WEIGHT (KG)	CIF VALUE (US$)
	NETHERLANDS	10 328	40 469	17	307
	FRANCE	8 770	43 373	8 987	40 246
	GERMANY, FED. REP. OF	15	319	73	1 516
	BELGIUM	12 555	89 252	13 224	68 744
	SWITZERLAND	1 510	30 783	1 119	23 005
	DENMARK	3 101	4 096	6 971	5 686
	SWEDEN	36 139	146 954	0	0
	FINLAND	0	0	6	121
	IRELAND	17	125	0	0
	ITALY	95 993	357 706	1 567 149	2 924 613
	SPAIN	6 942	15 720	8 924	24 437
	GREECE	84	1 035	70	1 362
	POLAND	0	0	1 487	2 206
	SUB TOTAL	**3 851 450**	**11 487 454**	**6 517 183**	**16 012 093 ***
1905312000	**SWEET BISCUITS CONTAINING COCOA**				
04842	JAPAN	15 958	42 253	27 685	47 843
	HONG KONG	0	0	643	12 773
	KOREA, REPUBLIC OF	39 281	406 550	47 042	386 721
	CHINA	50 381	149 987	1 778	1 942
	THAILAND	1 014 408	7 191 086	1 126 353	6 590 483
	SINGAPORE	10 664	15 659	19 589	34 619
	MALAYSIA	883 015	2 162 543	1 289 217	3 530 530
	SAUDI ARABIA	5 279	25 103	0	0
	AUSTRALIA	2 405	17 612	1 554	12 484
	UNITED STATES	0	0	13	650
	CANADA	9 682	46 104	0	0
	UNITED KINGDOM	17 332	111 076	4 182	69 860
	NETHERLANDS	14 641	55 550	106	1 236
	FRANCE	1 613	20 545	790	18 396
	GERMANY, FED. REP. OF	4 629	36 676	334	6 750
	BELGIUM	9 282	65 049	9 788	48 395
	SWITZERLAND	13 641	193 069	8 407	130 290
	DENMARK	3 335	4 410	9 354	7 160
	SWEDEN	16 363	48 164	0	0
	FINLAND	0	0	7	180
	IRELAND	0	0	35	721
	ITALY	15 216	62 214	16 441	67 302
	SPAIN	7 294	16 936	3 826	10 463
	POLAND	7	84	4 861	19 761
	BULGARIA	110	1 931	39	541
	CZECH REPUBLIC	13	350	13	215
	SUB TOTAL	**2 134 549**	**10 672 951**	**2 572 057**	**10 999 315 ***
1905320000	**WAFFLES AND WAFERS**				
04842	JAPAN	1 871	14 306	2 424	10 187
	KOREA, REPUBLIC OF	5 437	41 265	10 225	96 497
	CHINA	5 591	5 919	296 433	76 930
	THAILAND	9 028	44 025	9 641	51 555
	SINGAPORE	483	1 063	0	0
	MALAYSIA	2 594 506	7 870 278	3 409 694	10 880 351
	VIET NAM	4 305	15 094	43 872	150 532
	INDONESIA	0	0	4 126	10 909
	IRAN (ISLAMIC REPUBLIC OF)	0	0	57	261
	SAUDI ARABIA	0	0	93	2 554
	LEBANON	0	0	52	323
	AUSTRALIA	742	2 648	1 238	6 958
	BRAZIL	0	0	12	178
	UNITED KINGDOM	575	10 671	1 840	32 897
	NETHERLANDS	6 481	47 451	10 008	76 876
	FRANCE	698	10 001	290	5 464
	AUSTRIA	4 997	13 578	0	0
	BELGIUM	4 454	46 562	2 899	27 343
	SWITZERLAND	10 696	26 041	10 154	27 351
	ITALY	153 332	811 652	163 409	887 546
	POLAND	0	0	2 484	14 246
	SUB TOTAL	**2 803 196**	**8 960 554**	**3 968 951**	**12 358 958 ***
1905401010	**RUSK,TOASTD BREAD & SIM TOASTED PRODUCT,BREAD CRUMB NOSUGAR,HONEY,EGG,FAT,CHEESE**				
04841	JAPAN	1 259	4 061	2 723	12 142

http://www.bps.go.id

HS / SITC	COMMODITY DESCRIPTION / COUNTRY OF ORIGIN	JANUARY - DECEMBER 2015		JANUARY - DECEMBER 2016	
		NET WEIGHT (KG)	CIF VALUE (US$)	NET WEIGHT (KG)	CIF VALUE (US$)
	KOREA, REPUBLIC OF	800 335	1 402 177	576 235	878 634
	THAILAND	539 981	801 605	717 959	1 144 040
	MALAYSIA	184 440	174 485	24 000	19 820
	VIET NAM	719 470	696 613	630 960	555 407
	AUSTRALIA	481	2 534	155	1 236
	UNITED STATES	81	138	0	0
	HUNGARY	700	3 614	275	605
	BULGARIA	0	0	2 544	7 378
	SUB TOTAL	**2 246 747**	**3 085 227**	**1 954 851**	**2 619 262 ***
1905401090	**RUSK,TOASTD BREAD & SIM TOASTED PRODUCT,NOT BREAD CRUMB NOSUGAR,HONEY,EGG,FAT,CH**				
04841	THAILAND	1 000	1 520	1 300	1 976
	SWEDEN	141	819	0	0
	SUB TOTAL	**1 141**	**2 339**	**1 300**	**1 976 ***
1905409000	**RUSK,TOASTD BREAD & SIM TOASTED PRODUCT,BREAD CRUMB W/ SUGAR,HONEY,EGG,FAT,CHEES**				
04841	JAPAN	0	0	1 752	43 205
	KOREA, REPUBLIC OF	24	159	0	0
	TAIWAN	121	2 686	0	0
	CHINA	3 420	21 510	54 895	136 775
	THAILAND	58 982	105 856	96 813	165 275
	SINGAPORE	16 835	380 849	14 570	362 895
	MALAYSIA	0	0	6 089	3 108
	IRAN (ISLAMIC REPUBLIC OF)	0	0	30	157
	UNITED ARAB EMIRATES	0	0	1 829	4 548
	AUSTRALIA	190 240	478 711	413 470	1 146 695
	UNITED KINGDOM	47	723	2 205	67 151
	NETHERLANDS	606	3 954	1 211	7 383
	FRANCE	178	1 105	62	301
	GERMANY, FED. REP. OF	0	0	4 388	8 502
	SWITZERLAND	0	0	6 000	37 622
	ITALY	337 962	653 443	122 737	474 582
	UKRAINE	0	0	1 953	71 536
	SUB TOTAL	**608 415**	**1 648 996**	**728 004**	**2 529 735 ***
1905901000	**UNSWEETENED TEETHING BISCUITS**				
04849	UNITED STATES	366	2 045	2 982	24 212
	SUB TOTAL	**366**	**2 045**	**2 982**	**24 212 ***
1905902000	**OTHER UNSWEETENED BISCUITS**				
04849	JAPAN	3 345	9 981	0	0
	THAILAND	3 835	15 113	0	0
	SINGAPORE	16 224	89 577	18 928	103 001
	MALAYSIA	3 942	16 269	0	0
	VIET NAM	21 627	61 445	5 052	14 508
	UNITED STATES	14 838	145 197	4 357	34 546
	SWITZERLAND	0	0	2 955	28 707
	ITALY	0	0	12	26
	SUB TOTAL	**63 811**	**337 582**	**31 304**	**180 788 ***
1905903000	**CAKES**				
04849	JAPAN	179 922	263 825	933	3 260
	HONG KONG	0	0	8	172
	KOREA, REPUBLIC OF	30 437	170 425	36 687	186 302
	TAIWAN	30 922	58 366	15 434	34 457
	CHINA	0	0	2 822	4 803
	SINGAPORE	9 447	31 963	0	0
	MALAYSIA	765 283	1 957 727	2 586 797	6 349 158
	VIET NAM	299 455	645 537	196 845	566 836
	IRAN (ISLAMIC REPUBLIC OF)	0	0	40	192
	TURKEY	2	16	0	0
	UNITED ARAB EMIRATES	0	0	27 109	203 202
	NEW ZEALAND	0	0	2 335	7 587
	UNITED STATES	6 973	35 256	264	1 312
	UNITED KINGDOM	50	978	120	2 100
	NETHERLANDS	27	459	0	0
	FRANCE	6 933	40 127	4 774	28 882
	SUB TOTAL	**1 329 451**	**3 204 679**	**2 874 168**	**7 388 263 ***

http://www.bps.go.id

HS / SITC	COMMODITY DESCRIPTION / COUNTRY OF ORIGIN	JANUARY - DECEMBER 2015		JANUARY - DECEMBER 2016	
		NET WEIGHT (KG)	CIF VALUE (US$)	NET WEIGHT (KG)	CIF VALUE (US$)
1905904000	**PASTRIES**				
04849	CHINA	0	0	2 285	16 650
	MALAYSIA	163 732	182 382	158 163	181 922
	AUSTRALIA	2 236	8 648	3 068	17 889
	UNITED STATES	0	0	3	131
	UNITED KINGDOM	0	0	16	345
	FRANCE	25 013	141 106	22 199	112 079
	ITALY	7 825	8 769	3 670	2 569
	SUB TOTAL	**198 806**	**340 905**	**189 404**	**331 585 ***
1905905000	**FLOURIESS BAKERS' WARES**				
04849	CHINA	0	0	1 726	22 408
	UNITED ARAB EMIRATES	38	740	0	0
	SUB TOTAL	**38**	**740**	**1 726**	**22 408 ***
1905906000	**EMPTY CACHETS AND SIMILAR PRODUCTS OFA KIND SUITABLE FOR PHARMACEUTICAL USE**				
04849	THAILAND	0	0	27	245
	TURKEY	109	1 423	0	0
	SUB TOTAL	**109**	**1 423**	**27**	**245 ***
1905907000	**COMMUNION WAFERS, SEALING WAFERS,RICE PAPER AND SIMILAR PRODUCTS**				
04849	MALAYSIA	0	0	4 886	2 717
	VIET NAM	0	0	21 377	36 934
	SUB TOTAL	**0**	**0**	**26 263**	**39 651 ***
1905908000	**OTHER CRISP SAVOURY FOOD PRODUCTS**				
04849	JAPAN	46 148	102 259	33 817	85 740
	KOREA, REPUBLIC OF	93 995	415 138	71 499	371 608
	TAIWAN	18 494	101 990	24 228	103 836
	CHINA	81 295	570 313	60 363	490 215
	THAILAND	70 345	496 016	54 176	362 865
	SINGAPORE	4 391	21 629	10	189
	PHILIPPINES	0	0	2 428	11 783
	MALAYSIA	1 907 993	8 506 511	1 920 865	7 238 298
	VIET NAM	21 459	81 820	0	0
	IRAN (ISLAMIC REPUBLIC OF)	11	282	0	0
	AUSTRALIA	3 728	53 351	3 391	36 263
	UNITED STATES	71 306	479 376	64 624	339 709
	UNITED KINGDOM	5 510	50 402	4 809	45 218
	NETHERLANDS	135	2 675	191	3 553
	FRANCE	2 346	9 606	0	0
	GERMANY, FED. REP. OF	3 688	17 334	3 660	16 535
	AUSTRIA	8 790	14 754	5 904	12 319
	BELGIUM	10 705	32 244	11 612	35 437
	SWITZERLAND	1 176	8 351	0	0
	DENMARK	36 299	155 360	6 414	27 788
	SWEDEN	0	0	6 647	26 517
	ITALY	4 543	25 345	4 021	22 319
	SPAIN	1 653	15 820	5 573	27 314
	POLAND	0	0	6 178	19 899
	SUB TOTAL	**2 394 010**	**11 160 576**	**2 290 410**	**9 277 405 ***
1905909000	**OTHER BAKER WARES**				
04849	JAPAN	238 959	1 862 161	250 750	2 398 223
	HONG KONG	167	37 419	0	0
	KOREA, REPUBLIC OF	47 266	168 947	51 572	171 187
	TAIWAN	1 306	1 035	0	0
	CHINA	487 354	1 565 277	399 070	1 476 044
	THAILAND	1 311 181	2 422 829	1 041 400	1 985 985
	SINGAPORE	356 087	768 566	255 459	427 263
	PHILIPPINES	0	0	100	982
	MALAYSIA	1 917 188	2 726 592	2 297 795	3 026 910
	VIET NAM	72 265	132 578	43 746	132 540
	INDIA	0	0	86	1 212
	IRAQ	0	0	22	287
	LEBANON	130	794	45	288
	AUSTRALIA	37 608	128 004	44 641	152 083
	NEW ZEALAND	10	38	0	0

http://www.bps.go.id

HS / SITC	COMMODITY DESCRIPTION / COUNTRY OF ORIGIN	JANUARY - DECEMBER 2015		JANUARY - DECEMBER 2016	
		NET WEIGHT (KG)	CIF VALUE (US$)	NET WEIGHT (KG)	CIF VALUE (US$)
	UNITED STATES	35 732	124 316	48 775	91 370
	UNITED KINGDOM	371	13 248	47	739
	NETHERLANDS	0	0	66	554
	FRANCE	3 455	20 176	2 839	14 413
	GERMANY, FED. REP. OF	15 720	77 201	13 597	62 141
	BELGIUM	2 297	7 584	1 762	5 109
	SWITZERLAND	5 672	83 695	2 502	41 301
	IRELAND	0	0	7	127
	ITALY	92	7 821	6 762	47 202
	SPAIN	53	38	0	0
	GREECE	0	0	7 344	25 858
	UKRAINE	448	17 884	0	0
	SUB TOTAL	**4 533 361**	**10 166 203**	**4 468 387**	**10 061 818 ***
2001100000	**CUCUMBERS AND GHERKINS,PREPARED ORPRE SERVED BY VINEGAR OR ACETIC ACID**				
05671	JAPAN	0	0	8 000	10 960
	CHINA	30 061	36 496	0	0
	SINGAPORE	5 747	8 730	0	0
	INDIA	1 239	2 998	33 580	20 199
	SRI LANKA	20 500	27 005	39 000	46 950
	TURKEY	9	7	1 998	6 557
	UNITED STATES	9 891	21 518	26 944	41 756
	FRANCE	6 639	22 470	3 562	7 723
	SPAIN	895	315	0	0
	SUB TOTAL	**74 981**	**119 539**	**113 084**	**134 145 ***
2001901000	**ONIONS, PREPARED/PRESERVED BYVINEGAR OR ACETIC ACID**				
05671	UNITED STATES	31 056	68 929	14 189	40 982
	ITALY	2 969	10 442	837	4 240
	SUB TOTAL	**34 025**	**79 371**	**15 026**	**45 222 ***
2001909000	**OTH VEGETABLE,FRUIT,NUTS,EDIBLE PART OFPLANT PREP/PRESV BY VINEGAR/ACETIC ACID**				
05671	JAPAN	8 435	41 694	8 203	39 580
	KOREA, REPUBLIC OF	137 954	380 078	99 890	347 651
	TAIWAN	35 766	20 783	21 724	12 307
	CHINA	3 323	1 502	38 918	55 335
	THAILAND	0	0	3 960	2 000
	SINGAPORE	1 857	1 798	0	0
	MALAYSIA	22 589	30 336	65 677	36 531
	INDIA	0	0	7	25
	TURKEY	33	29	1 238	3 977
	TUNISIA	0	0	20 298	57 119
	SOUTH AFRICA	11	102	0	0
	AUSTRALIA	5 755	26 613	6 171	31 388
	UNITED STATES	14 398	45 407	27 611	83 787
	MEXICO	17 497	37 496	40 821	95 570
	FRANCE	504	2 037	0	0
	GERMANY, FED. REP. OF	14 859	38 235	13 551	31 628
	DENMARK	94	402	98	410
	ITALY	2 518	9 385	3 799	20 163
	SPAIN	3 765	14 891	93 613	45 808
	SUB TOTAL	**269 358**	**650 788**	**445 579**	**863 279 ***
2002101000	**TOMATOE,COOKED OTW THAN BY STEAM/BOILINGIN WATER NOT PREP/PRESV BY VINEGAR/ACETI**				
05672	TURKEY	6	6	0	0
	UNITED STATES	32 642	48 910	995	1 857
	ITALY	513 507	494 106	665 893	546 985
	SUB TOTAL	**546 155**	**543 022**	**666 888**	**548 842 ***
2002109000	**TOMATOE,NOT COOKED OTW THN BY STEAM/BOILIN WATER NOT PREP/PRESV BY V/ACETIC ACID**				
05672	THAILAND	1	21	10	192
	INDIA	45 000	339 750	0	0
	TURKEY	3	2	10 026	26 791
	AUSTRALIA	0	0	4	34
	UNITED STATES	6 467	11 007	12 668	9 978
	UNITED KINGDOM	8	124	18	377
	ITALY	375 242	190 585	114 384	81 339
	SUB TOTAL	**426 721**	**541 489**	**137 110**	**118 711 ***

http://www.bps.go.id

HS / SITC	COMMODITY DESCRIPTION / COUNTRY OF ORIGIN	JANUARY - DECEMBER 2015		JANUARY - DECEMBER 2016	
		NET WEIGHT (KG)	CIF VALUE (US$)	NET WEIGHT (KG)	CIF VALUE (US$)
2002901000	**TOMATO PASTE,NOT PREPARED OR PRESERVEDBY VINEGAR OR ACETIC ACID**				
05673	CHINA	9 243 563	9 861 642	8 185 860	7 292 147
	MALAYSIA	0	0	36 811	81 060
	TURKEY	0	0	55 830	50 805
	NEW ZEALAND	0	0	215	696
	UNITED STATES	919 374	1 170 791	1 417 163	1 514 186
	PERU	19 559	23 471	0	0
	ITALY	10 780	14 233	33 056	44 070
	SPAIN	38 345	53 108	0	0
	UKRAINE	0	0	1 934	1 934
	SUB TOTAL	**10 231 621**	**11 123 245**	**9 730 869**	**8 984 898 ***
2002902000	**OTH TOMATO POWDER,PREPARED/PRESERVEDOTHERWISE THAN BY VINEGAR/ACETIC ACID**				
05673	CHINA	10 653	32 241	24 970	37 243
	UNITED STATES	300	2 549	0	0
	FRANCE	0	0	2 300	15 368
	SPAIN	0	0	2 200	11 647
	SUB TOTAL	**10 953**	**34 790**	**29 470**	**64 258 ***
2002909000	**OTHER TOMATOES, PREPARED/PRESERVEDOTHERWISE THAN BY VINEGAR/ACETIC ACID**				
05673	KOREA, REPUBLIC OF	1 267	3 222	1 494	3 944
	CHINA	137 856	216 601	50 264	130 188
	THAILAND	3 020	11 368	3 881	15 734
	MALAYSIA	41 994	96 649	60 889	139 320
	TURKEY	3	3	0	0
	UNITED STATES	52 737	31 438	56 829	38 364
	MEXICO	302	751	388	828
	FRANCE	1 000	11 096	2 360	26 462
	GERMANY, FED. REP. OF	0	0	1 000	5 150
	SWITZERLAND	31	29 149	0	0
	ITALY	145 647	111 285	188 798	102 043
	SUB TOTAL	**383 857**	**511 562**	**365 903**	**462 033 ***
2003100000	**MUSHROOMS OF THE GENUS AGARICUS, NOTPREP/PRESRVED BY VINEGAR/ACETIC ACID**				
05674	HONG KONG	0	0	2 880	5 509
	TAIWAN	1 234	810	0	0
	CHINA	2 506 497	2 200 654	3 360 623	3 112 651
	SINGAPORE	42 243	63 288	73 281	107 239
	MALAYSIA	0	0	2 400	4 206
	INDONESIA	9 026	14 293	0	0
	TURKEY	1	1	0	0
	AUSTRALIA	0	0	3	34
	NETHERLANDS	0	0	14	151
	FRANCE	2 205	5 334	0	0
	ITALY	2 133	3 321	0	0
	HUNGARY	0	0	25	246
	SUB TOTAL	**2 563 339**	**2 287 701**	**3 439 226**	**3 230 036 ***
2003901000	**TRUFFLES, NOT PREPARED/PRESERVED BYVINEGAR OR ACETIC ACID**				
05674	UNITED STATES	400	77 376	432	86 538
	SUB TOTAL	**400**	**77 376**	**432**	**86 538 ***
2003909000	**OTH MUSHROOMS, NOT PREPARED/PRESERVEDBY VINEGAR OR ACETIC ACID**				
05674	JAPAN	53	8 747	259	45 023
	CHINA	78 187	79 316	121 375	155 629
	SINGAPORE	83 816	97 777	88 551	125 822
	ITALY	1 494	5 657	1 593	7 050
	SUB TOTAL	**163 550**	**191 497**	**211 778**	**333 524 ***
2004100000	**POTATOES, FROZEN, NOT PREPRD/PRESERVEDBY VINEGAR OR ACETIC ACID**				
05661	JAPAN	0	0	4 058	28 063
	CHINA	0	0	540 000	502 825
	MALAYSIA	0	0	125 508	126 075
	IRAN (ISLAMIC REPUBLIC OF)	0	0	12	45
	UNITED ARAB EMIRATES	0	0	23	293
	AUSTRALIA	675 840	764 358	999 120	1 151 683
	NEW ZEALAND	901 680	1 080 357	860 985	1 032 759

http://www.bps.go.id

HS / SITC	COMMODITY DESCRIPTION / COUNTRY OF ORIGIN	JANUARY - DECEMBER 2015		JANUARY - DECEMBER 2016	
		NET WEIGHT (KG)	CIF VALUE (US$)	NET WEIGHT (KG)	CIF VALUE (US$)
	UNITED STATES	15 363 263	19 562 367	15 425 939	19 909 816
	CANADA	6 160 888	7 978 939	5 125 509	6 421 226
	NETHERLANDS ANTILLES	0	0	1 067 175	1 149 317
	NETHERLANDS	9 195 577	7 343 087	12 058 843	10 322 267
	FRANCE	1 076 363	896 681	0	0
	BELGIUM	4 240 726	3 746 044	4 753 703	4 544 579
	SUB TOTAL	**37 614 337**	**41 371 833**	**40 960 875**	**45 188 948 ***
2004909000	**OTH VEGETABLES &MIXTURES OF VEGETABLES,FROZN,PREP/PRESRV BY VINEGAR/ACETICACID**				
05669	TURKEY	9	9	0	0
	AUSTRALIA	1	1	0	0
	UNITED STATES	152 831	237 416	229 024	380 463
	ITALY	0	0	17	152
	SPAIN	687	1 662	1 726	4 716
	SUB TOTAL	**153 528**	**239 088**	**230 767**	**385 331 ***
2005101000	**HOMOGENIS VEGETABL IN AIRTIGHTCONTAINERNOT FROZN,NOT PREP/PRESRV BY VINEGAR/ACE**				
09812	CHINA	5 150	3 658	0	0
	ITALY	90	842	0	0
	SUB TOTAL	**5 240**	**4 500**	**0**	**0 ***
2005109000	**HMGNIS VEGETBL NOT IN AIRTIGHTCONTAINERNOT FROZN,NOT PREP/PRESRV BY VINEGAR/ACE**				
09812	KOREA, REPUBLIC OF	20 873	88 608	11 281	40 699
	CHINA	31 500	16 380	72 789	45 451
	ITALY	6 602	5 140	0	0
	SUB TOTAL	**58 975**	**110 128**	**84 070**	**86 150 ***
2005201100	**POTATOE CHIP&STICK IN AIRTIGHTCONTAINERNOT FROZN,NOT PREP/PRESRV BY VINEGAR/ACE**				
05676	MALAYSIA	3 184	1 626	0	0
	SUB TOTAL	**3 184**	**1 626**	**0**	**0 ***
2005201900	**POTAT CHIP&STICK NO IN AIRTIGHTCONTAINRNOT FROZN,NOT PREP/PRESRV BY VINEGAR/ACE**				
05676	CHINA	55 026	489 841	0	0
	SPAIN	0	0	28	265
	SUB TOTAL	**55 026**	**489 841**	**28**	**265 ***
2005209100	**OTHER POTATOES IN AIRTIGHT CONTAINERS,NOT FROZN,NOT PREP/PRESRV BY VINEGAR/ACE**				
05676	MALAYSIA	0	0	3 251	17 339
	UNITED STATES	0	0	2 359	19 086
	GERMANY, FED. REP. OF	314 715	656 253	185 136	371 277
	SUB TOTAL	**314 715**	**656 253**	**190 746**	**407 702 ***
2005209900	**OTHER POTATOE,NOT IN AIRTIGHTCONTAINRSNOT FROZN,NOT PREP/PRESRV BY VINEGAR/ACE**				
05676	KOREA, REPUBLIC OF	3 410	13 282	2 156	8 080
	MALAYSIA	0	0	2 969	17 647
	UNITED STATES	813	2 135	12 216	112 276
	GERMANY, FED. REP. OF	52 812	263 186	44 192	222 663
	POLAND	1 774	7 768	4 629	21 684
	SUB TOTAL	**58 809**	**286 371**	**66 162**	**382 350 ***
2005400000	**PEAS (PISUM SATIVUM), NOT FROZEN,NOTPREPARD/PRESERVD BY VINEGAR/ACETIC ACID**				
05679	JAPAN	905	1 864	1 141	772
	KOREA, REPUBLIC OF	0	0	2	4
	CHINA	1 440 285	725 910	1 519 876	790 593
	SINGAPORE	613	911	0	0
	MALAYSIA	4 091	13 041	23 437	32 016
	TURKEY	7	5	0	0
	FRANCE	25 889	69 041	24 501	52 769
	ITALY	0	0	2 622	3 492
	SUB TOTAL	**1 471 790**	**810 772**	**1 571 579**	**879 646 ***
2005510000	**BEANS,SHELLED, NOT FROZEN, NOT PREPAREDOR PRESERVED BY VINEGAR OR ACETIC ACID**				
05679	CHINA	119 440	170 386	131 892	163 301
	MALAYSIA	77 032	171 914	319 848	450 192

http://www.bps.go.id

HS / SITC	COMMODITY DESCRIPTION / COUNTRY OF ORIGIN	JANUARY - DECEMBER 2015		JANUARY - DECEMBER 2016	
		NET WEIGHT (KG)	CIF VALUE (US$)	NET WEIGHT (KG)	CIF VALUE (US$)
	NEW ZEALAND	72 546	86 419	28 110	34 178
	UNITED STATES	47 814	34 821	63 665	45 089
	UNITED KINGDOM	16	403	871	1 115
	ITALY	17 811	17 152	36 212	40 410
	SUB TOTAL	**334 659**	**481 095**	**580 598**	**734 285 ***
2005591000	**OTH BEAN IN AIRTIGHTCONTAINR,NOT FROZNNOT PREP/PRESRV BY VINEGAR/ACETICACID**				
05679	CHINA	7 620	3 595	616	264
	MALAYSIA	0	0	4 000	59 578
	UNITED STATES	0	0	31 713	21 306
	ITALY	26	192	9	24
	SUB TOTAL	**7 646**	**3 787**	**36 338**	**81 172 ***
2005599000	**OTH BEAN NOT IN AIRTIGHTCONTNR,NOTFROZNNOT PREP/PRESRV BY VINEGAR/ACETICACID**				
05679	KOREA, REPUBLIC OF	0	0	14	128
	TAIWAN	42 649	103 167	55 358	171 484
	CHINA	0	0	3 824	2 211
	MALAYSIA	112 740	178 600	114 197	155 191
	TURKEY	8	6	0	0
	FRANCE	17 518	36 829	17 131	37 150
	GERMANY, FED. REP. OF	1 704	4 295	590	1 380
	ITALY	0	0	946	716
	SPAIN	0	0	270	101
	SUB TOTAL	**174 619**	**322 897**	**192 330**	**368 361 ***
2005600000	**ASPARAGUS, NOT FROZEN, NOT PREPAREDOR PRESERVED BY VINEGAR OR ACETIC ACID**				
05679	CHINA	436 672	349 435	430 607	412 334
	SINGAPORE	2 932	5 611	5 496	7 731
	SUB TOTAL	**439 604**	**355 046**	**436 103**	**420 065 ***
2005700000	**OLIVES, NOT FROZEN, NOT PREPAREDOR PRESERVED BY VINEGAR OR ACETIC ACID**				
05679	CHINA	778	1 030	1 515	1 515
	SINGAPORE	1	11	0	0
	TURKEY	41	29	10 091	33 383
	AUSTRALIA	183	1 163	8	4
	UNITED STATES	19 593	37 093	52 397	82 547
	ITALY	11 506	26 939	15 207	41 463
	SPAIN	63 242	105 532	81 931	175 409
	SUB TOTAL	**95 344**	**171 797**	**161 149**	**334 321 ***
2005800000	**SWEET CORN-ZEA MAYS VAR.SACCHARATA,NOTFROZEN,NOT PREP BY VINEGAR/ACTC ACID**				
05677	JAPAN	0	0	100	1 482
	CHINA	83 231	387 123	151 782	1 357 493
	THAILAND	1 273 781	1 057 180	3 103 678	3 464 407
	SINGAPORE	128 458	133 976	151 924	114 170
	MALAYSIA	0	0	34 864	18 660
	UNITED STATES	200 230	134 797	680 613	862 683
	CANADA	0	0	15 337	20 706
	FRANCE	20 524	43 751	31 554	68 754
	ITALY	8 944	8 033	5 609	5 456
	SUB TOTAL	**1 715 168**	**1 764 860**	**4 175 461**	**5 913 811 ***
2005910000	**BAMBOO SHOOTS,NOT FROZEN,NOT PREPAREDBY VINEGAR/ACID**				
05679	JAPAN	2 115	4 214	609	494
	CHINA	122 301	90 712	109 745	81 960
	ITALY	983	6 838	0	0
	SUB TOTAL	**125 399**	**101 764**	**110 354**	**82 454 ***
2005991000	**OTH VEGETABL&MIXTR OF VEGT IN AIRTIGHTCONTAINR,NOT FROZN,NOT PREP BY VIN/ACID**				
05679	CHINA	14 688	14 020	23 400	13 998
	THAILAND	16 800	10 495	0	0
	SINGAPORE	63 567	2 072 601	73 800	2 960 717
	INDIA	4 605	100 683	0	0
	UNITED STATES	9 000	343 709	8 096	5 680
	FRANCE	188	760	0	0
	BELGIUM	0	0	665	1 967

http://www.bps.go.id

HS / SITC	COMMODITY DESCRIPTION / COUNTRY OF ORIGIN	JANUARY - DECEMBER 2015		JANUARY - DECEMBER 2016	
		NET WEIGHT (KG)	CIF VALUE (US$)	NET WEIGHT (KG)	CIF VALUE (US$)
	ITALY	59	645	0	0
	SUB TOTAL	**108 907**	**2 542 913**	**105 961**	**2 982 362 ***
2005999000	**OTH VGTBL&MIXTR OF VEGT NOT IN AIRTGHTCONTAINR,NOT FROZN,NOT PREP BY VIN/ACID**				
05679	JAPAN	3 734	7 173	588	2 386
	KOREA, REPUBLIC OF	12 511	29 604	10 208	20 202
	CHINA	1 180 695	2 420 895	4 405 894	8 176 773
	THAILAND	106 126	115 181	142 011	174 036
	SINGAPORE	15 185	19 169	26 884	34 433
	MALAYSIA	196 873	137 223	255 592	179 695
	INDIA	350	1 610	728	3 821
	TURKEY	45	36	0	0
	AUSTRALIA	1 000	5 930	270	1 924
	NEW ZEALAND	0	0	227	736
	UNITED STATES	15 600	76 409	61 466	158 281
	UNITED KINGDOM	2 000	8 807	0	0
	FRANCE	14 389	96 824	13 101	60 756
	GERMANY, FED. REP. OF	0	0	2 055	4 754
	ITALY	5 273	19 724	12 615	40 457
	SPAIN	16 331	25 727	1 031	5 149
	SUB TOTAL	**1 570 112**	**2 964 312**	**4 932 670**	**8 863 403 ***
2006000000	**VEGETABLES,FRUIT,NUTS,FRUIT-PEEL &OTH PARTS OF PLANTS,PRESERVED BY SUGAR**				
06210	KOREA, REPUBLIC OF	7 438	29 790	6 124	28 123
	TAIWAN	9 907	111 385	35 581	168 031
	CHINA	281 152	250 795	747 478	502 415
	THAILAND	0	0	1 093	18 085
	SINGAPORE	11 843	26 396	0	0
	MALAYSIA	113	488	30 623	70 026
	PAKISTAN	200	650	390	2 204
	TURKEY	0	0	1 058	19 804
	UNITED STATES	11 507	27 892	11 091	16 523
	FRANCE	5 126	17 331	2 662	7 740
	ITALY	1 762	6 678	257	2 789
	SPAIN	11	8	2 332	6 156
	POLAND	0	0	1	101
	SUB TOTAL	**329 059**	**471 413**	**838 690**	**841 997 ***
2007100000	**JAMS, FRUIT JELLIES, MARMALADES, FRUIT/NUT, HOMOGENISED PREPARATIONS**				
09813	KOREA, REPUBLIC OF	3	11	0	0
	THAILAND	513	3 881	586	5 963
	SINGAPORE	274 560	259 316	154 640	148 038
	MALAYSIA	5 644	9 913	21 453	61 967
	INDIA	0	0	17 200	37 152
	TURKEY	21 066	206 043	7 020	63 180
	AUSTRALIA	2 714	11 656	1 434	6 401
	UNITED STATES	80 114	214 833	79 102	346 749
	CHILE	0	0	881	6 085
	UNITED KINGDOM	268	1 916	0	0
	GERMANY, FED. REP. OF	1 823	18 158	759	7 823
	AUSTRIA	10 948	67 933	14 676	53 547
	DENMARK	9 912	36 753	0	0
	NORWAY	0	0	1	6
	ITALY	28	193	0	0
	SUB TOTAL	**407 593**	**830 606**	**297 752**	**736 911 ***
2007910000	**CITRUS FRUIT**				
05810	KOREA, REPUBLIC OF	0	0	57	350
	AUSTRALIA	5 004	20 031	3 099	14 702
	UNITED STATES	5 300	9 397	6 715	26 963
	UNITED KINGDOM	291	2 076	0	0
	FRANCE	4 143	19 420	4 859	17 796
	GERMANY, FED. REP. OF	589	2 470	1 371	4 508
	AUSTRIA	1 576	9 449	1 548	7 122
	SWITZERLAND	1 239	6 101	1 592	10 335
	SUB TOTAL	**18 142**	**68 944**	**19 241**	**81 776 ***

http://www.bps.go.id

HS / SITC	COMMODITY DESCRIPTION / COUNTRY OF ORIGIN	JANUARY - DECEMBER 2015		JANUARY - DECEMBER 2016	
		NET WEIGHT (KG)	CIF VALUE (US$)	NET WEIGHT (KG)	CIF VALUE (US$)
2007991000	**FRUIT PASTES OTH THAN OF MANGO,PINEAPPLES OR STRAWBERRIES**				
05810	TAIWAN	36 000	62 000	0	0
	CHINA	6 174	36 329	109 164	301 464
	THAILAND	160	349	12 000	35 070
	PHILIPPINES	67 727	63 096	123 000	145 847
	MALAYSIA	37 566	40 240	31 798	36 990
	VIET NAM	198 200	373 830	103 945	288 206
	INDIA	1 508 956	1 105 299	1 236 670	1 097 832
	SOUTH AFRICA	115 469	100 343	32 764	29 192
	AUSTRALIA	0	0	10 065	34 309
	NEW ZEALAND	11	124	5	49
	BRAZIL	80 000	72 000	176 000	155 760
	FRANCE	0	0	8 246	71 956
	ITALY	180	1 172	79	579
	SUB TOTAL	**2 050 443**	**1 854 782**	**1 843 736**	**2 197 254 ***
2007999000	**FRUIT PASTES OF MANGO, PINEAPPLESOR STRAWBERRIES**				
05810	JAPAN	542	736	4 320	45 970
	KOREA, REPUBLIC OF	14 567	51 063	42 145	130 671
	TAIWAN	322 622	961 239	535 286	1 342 209
	CHINA	150 661	488 498	180 467	513 787
	THAILAND	267 605	602 647	254 810	673 879
	SINGAPORE	55 340	58 822	13 217	59 117
	PHILIPPINES	153 011	426 584	208 306	452 077
	MALAYSIA	585 061	840 968	529 479	972 935
	VIET NAM	217 149	384 075	283 068	476 465
	INDIA	2 871 362	2 240 861	4 058 570	2 736 558
	TURKEY	518 374	535 390	199 554	249 921
	UNITED ARAB EMIRATES	0	0	20 375	27 337
	SOUTH AFRICA	1 165 203	871 921	1 342 960	1 093 390
	AUSTRALIA	174 193	661 655	33 887	115 022
	UNITED STATES	72 506	187 148	82 444	208 722
	BRAZIL	0	0	23 200	14 500
	UNITED KINGDOM	586	6 373	6 715	11 253
	FRANCE	334 364	1 717 405	378 894	2 063 977
	GERMANY, FED. REP. OF	38 020	131 543	22 719	89 420
	BELGIUM	77 898	265 296	82 414	275 183
	SWITZERLAND	15 843	90 231	17 682	125 856
	DENMARK	648	2 401	0	0
	ITALY	19 718	167 159	12 883	84 027
	POLAND	0	0	16 560	25 077
	SUB TOTAL	**7 055 273**	**10 692 015**	**8 349 955**	**11 787 353 ***
2008111000	**ROASTED GROUND NUTS, OTHWISE PREPARED/ PRESERVED**				
05892	JAPAN	7 127	173 830	6 269	202 911
	HONG KONG	0	0	754	3 636
	CHINA	2 500	10 070	0	0
	SINGAPORE	100 976	307 718	232 170	436 371
	MALAYSIA	285 372	464 108	115 604	252 866
	INDIA	0	0	7 550	12 080
	UNITED STATES	208	2 111	0	0
	GERMANY, FED. REP. OF	0	0	1 017	1 665
	SUB TOTAL	**396 183**	**957 837**	**363 364**	**909 529 ***
2008112000	**PEANUT BUTTER, OTHWISE PREPARED/ PRESERVED**				
05892	KOREA, REPUBLIC OF	340	879	0	0
	CHINA	385 917	1 875 676	554 528	2 777 341
	MALAYSIA	0	0	14 960	37 062
	AUSTRALIA	0	0	11 280	23 554
	UNITED STATES	23 328	77 143	45 627	182 454
	UNITED KINGDOM	0	0	15	258
	NETHERLANDS	297	3 134	174	2 664
	ITALY	36	129	170	565
	SUB TOTAL	**409 918**	**1 956 961**	**626 754**	**3 023 898 ***
2008119000	**OTH GROUND NUTS, OTHWISE PREPARED/ PRESERVED**				
05892	JAPAN	2 959	16 354	1 953	12 308
	HONG KONG	0	0	502	2 974
	TAIWAN	0	0	760	1 581

http://www.bps.go.id

HS / SITC	COMMODITY DESCRIPTION / COUNTRY OF ORIGIN	JANUARY - DECEMBER 2015		JANUARY - DECEMBER 2016	
		NET WEIGHT (KG)	CIF VALUE (US$)	NET WEIGHT (KG)	CIF VALUE (US$)
	CHINA	2 890 142	4 278 642	2 774 573	3 902 280
	THAILAND	0	0	32 750	125 604
	SINGAPORE	38 465	53 714	10 793	15 602
	MALAYSIA	145 849	257 184	162 266	275 001
	INDIA	186 000	269 980	345 000	481 400
	UNITED STATES	12 027	34 754	12 101	30 785
	UNITED KINGDOM	56	1 092	83	1 570
	NETHERLANDS	0	0	25	530
	GERMANY, FED. REP. OF	42	924	104	170
	ITALY	70	473	1	4
	SUB TOTAL	**3 275 610**	**4 913 117**	**3 340 911**	**4 849 809 ***
2008191000	**CASHEW, INCL. MIXTURES,OTHWISEPREPARED OR PRESERVED**				
05892	HONG KONG	3 061	18 843	5 137	34 388
	KOREA, REPUBLIC OF	0	0	1	13
	THAILAND	0	0	301	5 242
	SINGAPORE	6 600	7 408	7 000	11 107
	MALAYSIA	4 439	26 258	13 993	105 918
	UNITED ARAB EMIRATES	0	0	135	1 693
	AUSTRALIA	12 000	139 200	0	0
	UNITED STATES	988	13 568	367	1 529
	UNITED KINGDOM	46	669	2	36
	GERMANY, FED. REP. OF	0	0	1 303	2 134
	SUB TOTAL	**27 134**	**205 946**	**28 239**	**162 060 ***
2008199000	**OTHER NUTS AND SEEDS, OTHWISEPREPARED OR PRESERVED**				
05892	JAPAN	1 290	7 554	1 310	19 901
	HONG KONG	14 559	89 246	20 629	137 093
	KOREA, REPUBLIC OF	3 379	9 190	2	2
	TAIWAN	367	335	0	0
	CHINA	6 039 660	5 715 424	8 777 988	11 526 910
	THAILAND	33 158	571 799	35 742	613 929
	SINGAPORE	64 510	145 578	22 468	32 680
	MALAYSIA	15 878	142 467	44 983	344 940
	IRAN (ISLAMIC REPUBLIC OF)	0	0	23 750	56 288
	TURKEY	3 685	22 025	0	0
	UNITED ARAB EMIRATES	3 808	7 323	1 302	9 904
	AUSTRALIA	169 705	1 987 823	103 818	1 194 215
	UNITED STATES	47 882	477 284	64 575	653 419
	UNITED KINGDOM	64	1 136	125	2 400
	NETHERLANDS	0	0	10	331
	FRANCE	3 703	66 883	2 416	27 714
	GERMANY, FED. REP. OF	89	1 918	4 169	7 473
	BELGIUM	1 600	19 611	13 240	164 993
	SWITZERLAND	1 680	40 371	1 120	21 458
	ITALY	1 211	15 459	10 914	102 765
	SUB TOTAL	**6 406 228**	**9 321 426**	**9 128 561**	**14 916 415 ***
2008200000	**PINEAPPLES, OTHWISE PREPARED/PRESERVED**				
05893	THAILAND	38 449	49 270	17 628	23 660
	SINGAPORE	2	9	849	1 662
	SUB TOTAL	**38 451**	**49 279**	**18 477**	**25 322 ***
2008301000	**CITRUS FRUIT,ADDED SUGAR/OTH.SWEETNINGMATTER OR SPIRIT,OTW PREPARED/PRESERVED**				
05894	CHINA	1 415 902	1 189 080	2 645 580	2 235 140
	SINGAPORE	0	0	478	1 439
	SPAIN	42 637	73 309	52 950	102 603
	SUB TOTAL	**1 458 539**	**1 262 389**	**2 699 008**	**2 339 182 ***
2008309000	**CITRUS FRUIT, NO SUGAR/OTH.SWEETNINGMATTER OR SPIRIT,OTW PREPARED/PRESERVED**				
05894	KOREA, REPUBLIC OF	0	0	17 215	9 477
	CHINA	103 126	184 637	681 101	1 152 421
	SINGAPORE	0	0	3 315	5 120
	UNITED STATES	959 760	904 118	499 680	526 723
	BRAZIL	4 061 515	3 699 885	4 964 400	4 587 301
	UNITED KINGDOM	0	0	576	451
	SPAIN	0	0	3 960	3 518
	SUB TOTAL	**5 124 401**	**4 788 640**	**6 170 247**	**6 285 011 ***

http://www.bps.go.id

HS / SITC	COMMODITY DESCRIPTION / COUNTRY OF ORIGIN	JANUARY - DECEMBER 2015		JANUARY - DECEMBER 2016	
		NET WEIGHT (KG)	CIF VALUE (US$)	NET WEIGHT (KG)	CIF VALUE (US$)
2008401000	**PEARS,ADDED SUGAR/OTH.SWEETENINGMATTER OR SPIRIT,OTW PREPARED/PRESERVED**				
05896	ITALY	193	349	0	0
	SPAIN	28 914	49 681	20 631	34 251
	SUB TOTAL	**29 107**	**50 030**	**20 631**	**34 251 ***
2008409000	**PEARS,NOT ADDED SUGAR/OTH.SWEETENINGMATTER/SPIRIT,OTW PREPARED/PRESERVED**				
05896	SINGAPORE	0	0	11 414	13 166
	UNITED STATES	0	0	567	4 500
	SUB TOTAL	**0**	**0**	**11 981**	**17 666 ***
2008501000	**APRICOTS,CONT ADDED SUGAR/OTH SWEETNIGMATTER/SPIRIT OTW PREPARED/PRESERVED**				
05895	BELGIUM	316	923	264	825
	GREECE	5 059	6 882	8 310	11 358
	SUB TOTAL	**5 375**	**7 805**	**8 574**	**12 183 ***
2008509000	**APRICOTS,NO SUGAR/OTH SWEETNIGMATTER/SPIRIT OTW PREPARED/PRESERVED**				
05895	ITALY	5	32	0	0
	SUB TOTAL	**5**	**32**	**0**	**0 ***
2008601000	**CHERRIES,CONT ADDED SUGAR/OTH SWEETNIGMATTER/SPIRIT OTW PREPARED/PRESERVED**				
05895	UNITED STATES	510 702	1 358 649	1 303 321	2 203 255
	BELGIUM	25 963	107 554	21 618	72 334
	ITALY	0	0	181	1 962
	SUB TOTAL	**536 665**	**1 466 203**	**1 325 120**	**2 277 551 ***
2008609000	**CHERRIES,NO SUGAR/OTH SWEETNIGMATTER/SPIRIT OTW PREPARED/PRESERVED**				
05895	UNITED STATES	0	0	13	302
	SUB TOTAL	**0**	**0**	**13**	**302 ***
2008701000	**PEACHES,CONT ADDED SUGAR/OTH SWEETNINGMATTER/SPIRIT OTW PREPARED/PRESERVED**				
05895	KOREA, REPUBLIC OF	533	3 100	2 019	4 332
	CHINA	125 521	189 361	53 329	71 314
	SINGAPORE	1 540	2 881	55 338	103 399
	SOUTH AFRICA	241 545	360 778	379 038	634 405
	ITALY	2 298	3 397	0	0
	GREECE	249 585	234 865	342 676	257 451
	SUB TOTAL	**621 022**	**794 382**	**832 400**	**1 070 901 ***
2008709000	**PEACHES, NO SUGAR/OTH SWEETNINGMATTER/SPIRIT OTW PREPARED/PRESERVED**				
05895	CHINA	8 675	26 407	13 119	42 022
	UNITED STATES	25	315	567	4 875
	SUB TOTAL	**8 700**	**26 722**	**13 686**	**46 897 ***
2008801000	**STRAWBERRIE,CONT ADDED SUGAR/OTH SWEETMATTER/SPIRIT OTW PREPARED/PRESERVED**				
05896	CHINA	876	17 692	0	0
	BELGIUM	6 331	21 561	7 935	28 672
	SUB TOTAL	**7 207**	**39 253**	**7 935**	**28 672 ***
2008809000	**STRAWBERRIE, NO SUGAR/OTH SWEETENINGMATTER/SPIRIT OTW PREPARED/PRESERVED**				
05896	AUSTRIA	0	0	8 200	64 452
	SUB TOTAL	**0**	**0**	**8 200**	**64 452 ***
2008930000	**CRANBERRIES, OTHERWISE PREP/PRESERVED,WHETHER OR NOT CONTAINING ADDED SUGAR**				
05896	CHINA	0	0	498	3 461
	MALAYSIA	0	0	198	1 042
	UNITED STATES	227	964	1 281	6 508
	ITALY	36	386	0	0
	SUB TOTAL	**263**	**1 350**	**1 977**	**11 011 ***
2008971000	**MIXTURE OF STEM,ROOT&OTH EDIBLE PARTOFPLANT NOT INCL FRUIT/NUT,OTW PREP/PRESV**				
05897	CHINA	0	0	22 600	28 861
	THAILAND	0	0	17 954	25 404

http://www.bps.go.id

HS / SITC	COMMODITY DESCRIPTION / COUNTRY OF ORIGIN	JANUARY - DECEMBER 2015		JANUARY - DECEMBER 2016	
		NET WEIGHT (KG)	CIF VALUE (US$)	NET WEIGHT (KG)	CIF VALUE (US$)
	SINGAPORE	0	0	2 965	4 170
	PHILIPPINES	17 021	24 075	18 017	28 341
	SWITZERLAND	44	6 421	0	0
	SPAIN	0	0	3	3
	GREECE	48 426	67 505	75 831	108 668
	SUB TOTAL	**65 491**	**98 001**	**137 370**	**195 447 ***
2008972000	**MXTRE OTH OF STEM,ROOT&OTH EDIBLE PARTOFPLANT NOTINCL FRUIT/NUT,OTW PREP/PRES**				
05897	TAIWAN	125	138	0	0
	CHINA	9 703	9 793	28 403	14 285
	THAILAND	68 388	73 834	61 671	95 428
	SINGAPORE	4 664	7 788	20 488	17 990
	PHILIPPINES	35 995	34 535	0	0
	MALAYSIA	0	0	63	352
	SOUTH AFRICA	225 692	326 971	445 260	820 527
	UNITED STATES	0	0	1 814	7 800
	GREECE	0	0	142 344	45 597
	SUB TOTAL	**344 567**	**453 059**	**700 043**	**1 001 979 ***
2008979000	**OTH MIXTURES OTHWISE PREP./PRESERVED**				
05897	KOREA, REPUBLIC OF	24 439	74 639	13 718	43 033
	CHINA	87 482	223 700	155 355	394 064
	PHILIPPINES	17 639	14 535	0	0
	SUB TOTAL	**129 560**	**312 874**	**169 073**	**437 097 ***
2008991000	**LYCHEES, OTHWISE PREPARED OR PRESERVED**				
05896	KOREA, REPUBLIC OF	0	0	2	6
	CHINA	1 323 159	1 023 238	1 541 790	1 424 020
	THAILAND	692 763	827 984	540 376	720 561
	SINGAPORE	54 812	72 928	44 461	73 070
	SUB TOTAL	**2 070 734**	**1 924 150**	**2 126 629**	**2 217 657 ***
2008992000	**LONGANS, OTHWISE PREPARED OR PRESERVED**				
05896	THAILAND	565 851	757 787	1 178 766	2 244 852
	SUB TOTAL	**565 851**	**757 787**	**1 178 766**	**2 244 852 ***
2008993000	**STEM,ROOT&OTH.EDIBLE PART OF PLANT NOTINC FRIUTS OR NUTS, OTW PREP/PRESERVED**				
05896	CHINA	357 805	631 896	720 054	1 135 711
	SINGAPORE	6 994	7 758	15 685	51 044
	MALAYSIA	0	0	42 100	56 456
	SUB TOTAL	**364 799**	**639 654**	**777 839**	**1 243 211 ***
2008994000	**OTHWISE PREPARED OR PRESERVED,ADDED SUGAR/SWEETENING MATTER OR SPIRIT**				
05896	TAIWAN	0	0	17 915	66 552
	CHINA	0	0	372 446	796 639
	THAILAND	59 871	117 415	96 649	130 663
	SINGAPORE	106 893	719 871	214 503	993 001
	MALAYSIA	9 106	14 426	0	0
	AUSTRALIA	3 820	11 986	0	0
	UNITED STATES	0	0	18 360	59 215
	BELGIUM	55 999	165 000	55 832	155 444
	SUB TOTAL	**235 689**	**1 028 698**	**775 705**	**2 201 514 ***
2008999000	**OTHWISE PREPARED OR PRESERVED, NOTADDED SUGAR/SWEETENING MATTER OR SPIRIT**				
05896	JAPAN	10 031	54 088	10 105	65 802
	KOREA, REPUBLIC OF	2 317	8 944	6	17
	CHINA	111 372	123 195	112 428	209 278
	THAILAND	5 407	14 948	75 129	177 827
	SINGAPORE	24 930	42 832	14 411	26 704
	MALAYSIA	74 256	135 792	158 784	230 521
	VIET NAM	19 951	7 535	0	0
	TURKEY	0	0	817	7 445
	SOUTH AFRICA	21 165	16 453	0	0
	AUSTRALIA	0	0	27 211	238 002
	NEW ZEALAND	0	0	68	221
	UNITED STATES	0	0	5 413	38 866

http://www.bps.go.id

HS / SITC	COMMODITY DESCRIPTION / COUNTRY OF ORIGIN	JANUARY - DECEMBER 2015		JANUARY - DECEMBER 2016	
		NET WEIGHT (KG)	CIF VALUE (US$)	NET WEIGHT (KG)	CIF VALUE (US$)
	FRANCE	7 095	36 039	23 896	116 162
	GERMANY, FED. REP. OF	0	0	27	694
	ITALY	0	0	7 660	10 037
	SUB TOTAL	**276 524**	**439 826**	**435 955**	**1 121 576 ***
2009110000	**ORANGE JUICE, FROZEN**				
05910	CHINA	254 800	1 156 974	347 880	1 537 380
	VIET NAM	18 000	124 560	18 000	130 500
	TURKEY	29 953	31 363	13 450	11 640
	UNITED STATES	380 383	456 620	768 900	892 874
	BRAZIL	5 692 349	9 355 368	7 292 359	10 586 291
	UNITED KINGDOM	0	0	6 880	41 556
	NETHERLANDS	82 836	265 748	104 140	280 125
	AUSTRIA	18 900	51 030	18 900	42 147
	BELGIUM	74 200	166 951	0	0
	SWITZERLAND	37 099	84 403	1 614 380	2 680 297
	ITALY	19 200	56 340	65 600	98 003
	SPAIN	65 500	146 065	222 460	209 004
	SUB TOTAL	**6 673 220**	**11 895 422**	**10 472 949**	**16 509 817 ***
2009120000	**ORANGE JUICE, NOT FROZEN, OF A BRIXVALUE NOT EXCEEDING 20**				
05910	THAILAND	4 992	5 345	4 254	6 128
	SINGAPORE	2 392	8 612	0	0
	MALAYSIA	176 989	170 815	219 999	205 105
	TURKEY	15	10	0	0
	UNITED ARAB EMIRATES	814 734	765 227	284 579	249 500
	AUSTRALIA	72 920	68 953	69 180	70 869
	UNITED STATES	213 975	380 912	153 085	268 319
	AUSTRIA	73 115	83 125	84 703	90 975
	SUB TOTAL	**1 359 132**	**1 482 999**	**815 800**	**890 896 ***
2009190000	**OTHER ORANGE JUICE**				
05910	JAPAN	384	390	0	0
	CHINA	6 550	30 938	0	0
	THAILAND	948	14 011	150	2 367
	MALAYSIA	4 300	20 614	2 580	14 071
	TURKEY	1 056	2 080	0	0
	UNITED ARAB EMIRATES	18 255	18 149	22 146	24 419
	AUSTRALIA	2 501	12 226	3 997	20 181
	UNITED STATES	0	0	14	156
	BRAZIL	36 550	140 857	0	0
	UNITED KINGDOM	0	0	1 125	13 536
	NETHERLANDS	20 250	54 323	0	0
	FRANCE	5 059	19 767	3 560	3 204
	ITALY	15	105	0	0
	SPAIN	44 540	93 645	41 500	81 608
	SUB TOTAL	**140 408**	**407 105**	**75 072**	**159 542 ***
2009290000	**OTHER GRAPEFRUIT JUICE**				
05920	JAPAN	9 440	41 269	3 080	10 842
	SINGAPORE	0	0	570	651
	UNITED STATES	119 012	555 780	153 002	714 519
	UNITED KINGDOM	0	0	105	1 367
	GERMANY, FED. REP. OF	0	0	26	213
	SUB TOTAL	**128 452**	**597 049**	**156 783**	**727 592 ***
2009310000	**JUICE OF ANY OTHER SINGLE CITRUSFRUIT, OF A BRIX VALUE NOT EXCEEDING 20**				
05930	THAILAND	209 400	252 396	35 952	38 175
	TURKEY	4 024	3 168	11 077	8 923
	UNITED STATES	47 010	97 269	134 547	177 267
	ITALY	12 422	21 337	9 900	11 227
	SUB TOTAL	**272 856**	**374 170**	**191 476**	**235 592 ***
2009390000	**OTHER JUICE OF ANY OTHER SINGLE CITRUSFRUIT**				
05930	JAPAN	1 984	1 990	1 408	1 488
	KOREA, REPUBLIC OF	6	46	0	0
	MALAYSIA	65	132	0	0

http://www.bps.go.id

HS / SITC	COMMODITY DESCRIPTION / COUNTRY OF ORIGIN	JANUARY - DECEMBER 2015		JANUARY - DECEMBER 2016	
		NET WEIGHT (KG)	CIF VALUE (US$)	NET WEIGHT (KG)	CIF VALUE (US$)
	UNITED ARAB EMIRATES	478	169	0	0
	UNITED STATES	26 263	46 459	35 655	58 231
	BRAZIL	9 000	69 732	20 000	109 650
	PERU	15 370	66 781	0	0
	UNITED KINGDOM	4 320	19 094	17 010	75 185
	NETHERLANDS	16 200	69 531	15 975	65 854
	GERMANY, FED. REP. OF	0	0	1 990	33 944
	AUSTRIA	15 596	110 882	20 284	151 052
	ITALY	72 000	595 560	96 000	794 760
	SUB TOTAL	**161 282**	**980 376**	**208 322**	**1 290 164 ***
2009410000	**PINEAPPLE JUICE, OF A BRIX VALUE NOTEXCEEDING 20**				
05991	THAILAND	1 134	1 448	300	362
	TURKEY	5 315	4 184	9 216	8 385
	AUSTRIA	44 362	49 027	53 493	55 152
	SUB TOTAL	**50 811**	**54 659**	**63 009**	**63 899 ***
2009490000	**OTHER PINEAPPLE JUICE**				
05991	THAILAND	32 056	58 102	6 024	20 495
	PHILIPPINES	19 500	64 848	19 500	64 973
	TURKEY	1	1	0	0
	UNITED ARAB EMIRATES	13 642	19 747	3 073	4 046
	UNITED STATES	0	0	20	1 994
	GERMANY, FED. REP. OF	0	0	500	7 397
	SUB TOTAL	**65 199**	**142 698**	**29 117**	**98 905 ***
2009500000	**TOMATO JUICE**				
05992	JAPAN	4 200	3 644	6 577	6 273
	THAILAND	1 651	2 194	616	905
	MALAYSIA	113 061	79 650	0	0
	TURKEY	8 052	6 339	13 782	10 620
	UNITED ARAB EMIRATES	4 686	6 107	9 529	6 765
	AUSTRALIA	1 719	5 516	401	790
	UNITED STATES	0	0	25	33
	FRANCE	353	742	1 526	1 373
	AUSTRIA	21 781	22 590	26 293	24 560
	SUB TOTAL	**155 503**	**126 782**	**58 749**	**51 319 ***
2009610000	**GRAPE JUICE (INCLUDING GRAPE MUST),OF A BRIX VALUE NOT EXCEEDING 20**				
05993	THAILAND	0	0	340 368	362 380
	MALAYSIA	20 750	20 073	47 522	43 725
	TURKEY	3 356	2 642	2 567	2 100
	SOUTH AFRICA	24 289	22 085	33 555	31 194
	AUSTRALIA	526 672	1 059 005	428 543	834 105
	UNITED STATES	68 760	136 635	0	0
	FRANCE	10 236	19 091	44 964	85 863
	AUSTRIA	5 075	6 964	17 512	21 498
	SPAIN	0	0	7 182	13 852
	SUB TOTAL	**659 138**	**1 266 495**	**922 213**	**1 394 717 ***
2009690000	**OTHER GRAPE JUICE**				
05993	JAPAN	4 200	2 581	7 463	7 299
	KOREA, REPUBLIC OF	6	46	0	0
	THAILAND	544 320	661 997	21 504	23 798
	SINGAPORE	0	0	1	6
	MALAYSIA	0	0	19	14
	UNITED ARAB EMIRATES	6 551	10 997	5 166	8 745
	SOUTH AFRICA	18 292	47 797	73 168	132 360
	AUSTRALIA	64 549	186 368	80 918	243 699
	NETHERLANDS	40	597	720	10 899
	AUSTRIA	83 046	201 309	97 618	235 639
	SUB TOTAL	**721 004**	**1 111 692**	**286 577**	**662 459 ***
2009710000	**APPLE JUICE, OF A BRIX VALUE NOTEXCEEDING 20**				
05994	CHINA	180 000	355 016	420 000	828 372
	MACAU	0	0	1	103
	THAILAND	1 134	1 448	1 560	1 982

http://www.bps.go.id

HS / SITC	COMMODITY DESCRIPTION / COUNTRY OF ORIGIN	JANUARY - DECEMBER 2015		JANUARY - DECEMBER 2016	
		NET WEIGHT (KG)	CIF VALUE (US$)	NET WEIGHT (KG)	CIF VALUE (US$)
	TURKEY	2 525	1 987	10 368	7 862
	SOUTH AFRICA	18 733	16 755	29 449	25 536
	AUSTRALIA	0	0	9	479
	UNITED STATES	16 740	26 822	0	0
	FRANCE	4 686	8 416	1 912	3 370
	GERMANY, FED. REP. OF	0	0	1 700	15 500
	AUSTRIA	78 916	99 977	96 062	122 196
	SUB TOTAL	**302 734**	**510 421**	**561 061**	**1 005 400 ***
2009790000	**OTHER APPLE JUICE**				
05994	KOREA, REPUBLIC OF	6	46	0	0
	CHINA	758 780	1 036 212	749 397	937 277
	MALAYSIA	1 375	2 398	0	0
	UNITED ARAB EMIRATES	7 672	4 244	14 288	10 130
	UNITED STATES	12 941	22 917	11 880	25 766
	BRAZIL	8 745	28 334	0	0
	NETHERLANDS	16	95	0	0
	GERMANY, FED. REP. OF	0	0	17 700	36 906
	AUSTRIA	291 050	637 571	330 575	687 973
	SUB TOTAL	**1 080 585**	**1 731 817**	**1 123 840**	**1 698 052 ***
2009811000	**CRANBERRY JUICE FOR INFANT USE**				
05995	CHINA	2 000	19 670	0	0
	SUB TOTAL	**2 000**	**19 670**	**0**	**0 ***
2009819000	**CRANBERRY JUICE NOT FOR INFANT USE**				
05995	CHINA	0	0	4 000	34 160
	THAILAND	44 752	67 102	49 559	73 806
	UNITED ARAB EMIRATES	0	0	2 370	992
	AUSTRALIA	0	0	33	767
	UNITED STATES	68 973	717 260	29 920	312 499
	AUSTRIA	33 031	35 477	41 861	43 112
	ITALY	8	53	0	0
	SUB TOTAL	**146 764**	**819 892**	**127 743**	**465 336 ***
2009891000	**BLACKCURRANT JUICE**				
05995	IRAN (ISLAMIC REPUBLIC OF)	0	0	12	42
	UNITED ARAB EMIRATES	1 828	633	0	0
	NEW ZEALAND	0	0	1 056	15 534
	UNITED STATES	1 258	10 620	553	1 805
	NETHERLANDS	0	0	360	5 707
	FRANCE	0	0	25 000	121 069
	GERMANY, FED. REP. OF	25	219	25	235
	AUSTRIA	8 060	20 964	9 995	23 324
	SUB TOTAL	**11 171**	**32 436**	**37 001**	**167 716 ***
2009899900	**OTH JUICE OF ANY OTH SINGLE FRUIT /VEGETABLES NOT FOR INFANT USE**				
05995	TAIWAN	288	1 500	288	1 500
	CHINA	145 079	434 707	203 200	554 996
	THAILAND	402 240	479 194	166 169	196 623
	SINGAPORE	0	0	110	3 768
	INDIA	51 599	45 064	137 600	137 944
	TURKEY	18 763	61 855	12 182	20 829
	AUSTRALIA	50	770	21 800	41 742
	NEW ZEALAND	0	0	2	28
	UNITED STATES	1 007	11 477	358	5 480
	ARGENTINA	21 000	121 800	5 000	29 000
	BRAZIL	0	0	18	127
	NETHERLANDS	13 160	210 845	122	2 844
	FRANCE	16 700	96 929	6 380	42 807
	GERMANY, FED. REP. OF	22 025	143 190	4 825	44 101
	AUSTRIA	136 156	174 299	94 029	106 967
	SWITZERLAND	225	9 201	575	21 312
	ITALY	8	99	0	0
	HUNGARY	25	514	0	0
	SUB TOTAL	**828 325**	**1 791 444**	**652 658**	**1 210 068 ***

http://www.bps.go.id

HS / SITC	COMMODITY DESCRIPTION / COUNTRY OF ORIGIN	JANUARY - DECEMBER 2015		JANUARY - DECEMBER 2016	
		NET WEIGHT (KG)	CIF VALUE (US$)	NET WEIGHT (KG)	CIF VALUE (US$)
2009901000	**MIXTURES OF JUICES FOR INSTANT USE**				
05996	JAPAN	60	384	0	0
	TURKEY	20	14	0	0
	SUB TOTAL	**80**	**398**	**0**	**0 ***
2009909000	**MIXTURES OF JUICES NOT FOR INSTANT USE**				
05996	JAPAN	7 500	9 074	9 404	13 212
	HONG KONG	0	0	43	531
	KOREA, REPUBLIC OF	0	0	8	155
	TAIWAN	0	0	6	20
	CHINA	26 119	64 235	56 266	146 448
	PAPUA NEW GUINEA	0	0	22	122
	THAILAND	280 400	317 719	59 251	66 081
	SINGAPORE	28	589	975	2 486
	PHILIPPINES	0	0	28	115
	MALAYSIA	0	0	153	532
	TURKEY	2 289	1 799	5 772	5 193
	UNITED ARAB EMIRATES	1 488 593	1 393 970	229 149	198 334
	SOUTH AFRICA	149 754	134 690	227 933	200 767
	AUSTRALIA	202	886	38	67
	UNITED STATES	75 211	426 738	125 087	684 701
	CHILE	61	977	0	0
	NETHERLANDS	0	0	2 820	43 659
	FRANCE	5 349	9 608	4 301	8 075
	GERMANY, FED. REP. OF	47 474	227 937	70 643	382 207
	AUSTRIA	109 715	169 775	89 628	138 238
	ITALY	0	0	26	209
	SPAIN	0	0	7	238
	SUB TOTAL	**2 192 695**	**2 757 997**	**881 560**	**1 891 390 ***
2101111000	**INSTANT COFFEE**				
07131	JAPAN	7 020	14 460	16 135	32 070
	HONG KONG	72	5 070	0	0
	KOREA, REPUBLIC OF	27 404	393 609	27 478	313 447
	TAIWAN	1	12	0	0
	CHINA	144 500	743 855	9 000	50 600
	SINGAPORE	160 255	204 935	33 007	151 009
	MALAYSIA	634 030	2 867 955	985 858	3 965 946
	VIET NAM	3 029 125	20 959 404	826 310	5 094 298
	INDIA	1 536 240	9 498 000	2 228 200	11 504 570
	INDONESIA	0	0	10 400	45 500
	IRAN (ISLAMIC REPUBLIC OF)	1	2	0	0
	OMAN	24	122	61	295
	EGYPT	6 000	42 600	0	0
	AUSTRALIA	617	1 607	644	1 135
	NEW ZEALAND	139	1 885	10	174
	UNITED STATES	0	0	125	2 385
	BRAZIL	4 023 360	27 271 980	3 855 747	23 600 496
	COLOMBIA	796	5 579	0	0
	ECUADOR	969	1 880	0	0
	FRANCE	500	5 863	15	329
	SWITZERLAND	173	7 515	0	0
	ITALY	107 751	735 180	1 178	7 130
	SPAIN	0	0	731	23 944
	POLAND	23	598	0	0
	SUB TOTAL	**9 679 000**	**62 762 111**	**7 994 899**	**44 793 328 ***
2101119000	**EXTRACTS, ESSENCES AND CONCENTRATESOTH THAN COFFEE**				
07131	JAPAN	0	0	3	596
	CHINA	1 069 462	976 573	313 988	468 795
	SINGAPORE	36 636	109 533	194 816	594 892
	MALAYSIA	145 397	789 720	175 165	929 260
	VIET NAM	21 218	73 831	0	0
	INDONESIA	2 000	80 154	0	0
	NEW ZEALAND	0	0	25	574
	UNITED STATES	400	11 027	160	33 895
	BRAZIL	4 619	13 689	1 143	4 646
	COLOMBIA	304	1 300	32	765
	UNITED KINGDOM	12 205	386 891	11 689	379 717
	NETHERLANDS	1 775	119 594	1 202	74 159

http://www.bps.go.id

HS / SITC	COMMODITY DESCRIPTION / COUNTRY OF ORIGIN	JANUARY - DECEMBER 2015		JANUARY - DECEMBER 2016	
		NET WEIGHT (KG)	CIF VALUE (US$)	NET WEIGHT (KG)	CIF VALUE (US$)
	FRANCE	3 210	29 152	2 435	70 629
	GERMANY, FED. REP. OF	13 769	43 175	7 266	24 871
	BELGIUM	0	0	150	2 691
	SWITZERLAND	0	0	123	2 802
	SPAIN	0	0	1 011	35 017
	SUB TOTAL	**1 310 995**	**2 634 639**	**709 208**	**2 623 309 ***
2101121000	**MIXTURES IN PASTA FORM W/ A BASIS OFGROUND ROASTD COFFEE,CONT VEGETABLE FAT**				
07131	ITALY	657	4 773	0	0
	SUB TOTAL	**657**	**4 773**	**0**	**0 ***
2101129000	**PREP W/ BASIS EXTRCT,ESENC/CONCTRTS/ W/BASIS COFFEE,OTH THN MXTR IN PASTA FORM**				
07131	JAPAN	0	0	77	50
	KOREA, REPUBLIC OF	5 543	13 307	13 033	61 021
	THAILAND	1 536	7 279	0	0
	SINGAPORE	32 177	25 040	21 190	60 353
	MALAYSIA	5 075 554	31 235 686	4 567 456	25 879 602
	VIET NAM	16	81	0	0
	UNITED STATES	62 006	285 173	64 223	282 264
	BRAZIL	0	0	10	3 782
	UNITED KINGDOM	10 221	352 277	12 706	414 313
	NETHERLANDS	5 051	60 117	8 139	93 676
	FRANCE	0	0	1 700	21 609
	SWITZERLAND	324	2 740	168	1 640
	ITALY	301	2 353	214	1 456
	SPAIN	6 286	217 163	5 292	174 051
	SUB TOTAL	**5 199 015**	**32 201 216**	**4 694 208**	**26 993 817 ***
2101201000	**TEA PREPRTN CONSISTING OF A MIXTUREOF TEA, MILK POWDER AND SUGAR**				
07432	JAPAN	3	44	237	128
	THAILAND	0	0	900	4 271
	SINGAPORE	500	2 045	2 678	10 465
	MALAYSIA	186 209	667 760	234 173	883 748
	KENYA	0	0	1 150	21 965
	UNITED KINGDOM	159	6 010	1 071	34 972
	ITALY	872	6 335	0	0
	SPAIN	2 177	73 469	3 282	107 497
	SUB TOTAL	**189 920**	**755 663**	**243 491**	**1 063 046 ***
2101209000	**OTH EXTRACT,ESSENCE,CONCENTRATE, OF TEAOR MATE & PREP. MILK POWDER AND SUGAR**				
07432	JAPAN	18 928	69 379	116 167	174 838
	KOREA, REPUBLIC OF	386	1 616	0	0
	TAIWAN	6	715	0	0
	CHINA	1 399 457	10 550 702	1 944 479	14 693 972
	SINGAPORE	425 041	1 004 281	466 575	1 272 312
	MALAYSIA	140 871	324 623	189 237	353 395
	VIET NAM	5 639	22 974	0	0
	INDIA	3 600	52 992	8 056	181 497
	SRI LANKA	1 200	11 825	0	0
	UNITED ARAB EMIRATES	0	0	401	180
	UNITED STATES	11 482	121 857	18 968	35 780
	MEXICO	1 200	52 398	600	4 640
	CHILE	94 259	894 704	102 613	1 003 761
	NETHERLANDS	58	11 955	175	9 256
	FRANCE	0	0	1	61
	GERMANY, FED. REP. OF	200	2 620	1 270	18 722
	SWITZERLAND	5	779	55	1 991
	SPAIN	0	0	2	12
	SUB TOTAL	**2 102 332**	**13 123 420**	**2 848 599**	**17 750 417 ***
2101300000	**ROASTED CHICORY&OTH.ROASTED COFFEE SUBSTITUTE,EXTRACT,ESSENCE&CONCENT.THEREOF**				
07133	SINGAPORE	0	0	644	2 368
	MALAYSIA	0	0	26	90
	UNITED STATES	1 089	10 255	1 476	18 078
	FRANCE	375	3 779	450	3 114
	SUB TOTAL	**1 464**	**14 034**	**2 596**	**23 650 ***

http://www.bps.go.id

HS / SITC	COMMODITY DESCRIPTION / COUNTRY OF ORIGIN	JANUARY - DECEMBER 2015		JANUARY - DECEMBER 2016	
		NET WEIGHT (KG)	CIF VALUE (US$)	NET WEIGHT (KG)	CIF VALUE (US$)
2102100000	**ACTIVE YEASTS**				
09860	JAPAN	7	383	7	815
	CHINA	4 549 747	11 336 069	4 403 922	10 462 094
	SINGAPORE	1	3	0	0
	MALAYSIA	0	0	6 000	18 431
	AUSTRALIA	22	3 149	82	4 900
	FRANCE	26	2 548	11	1 059
	GERMANY, FED. REP. OF	0	0	25	334
	BELGIUM	62 887	570 767	50 820	464 852
	UKRAINE	0	0	24	263
	SUB TOTAL	**4 612 690**	**11 912 919**	**4 460 891**	**10 952 748 ***
2102200000	**INACTIVE YEASTS; OTH SINGLE-CELL MICROORGANISMS, DEAD**				
09860	JAPAN	5 305	162 453	4 700	144 290
	HONG KONG	60 750	165 130	500	3 600
	CHINA	1 118 845	686 240	1 617 100	893 160
	SINGAPORE	0	0	1	43
	MALAYSIA	200	1 117	975	783
	VIET NAM	697 730	632 544	837 150	758 461
	INDIA	90	1 929	630	11 560
	TURKEY	660 268	870 937	1 018 837	1 984 622
	AUSTRALIA	0	0	71	1 112
	UNITED STATES	1 812	64 264	1 917	64 403
	CANADA	50	1 350	50	1 350
	BRAZIL	2 809 019	2 358 110	2 762 825	2 156 684
	UNITED KINGDOM	450	12 127	150	3 012
	NETHERLANDS	12 796	107 861	16 180	101 423
	FRANCE	1 558	68 885	74 497	157 810
	GERMANY, FED. REP. OF	122 250	395 754	27	222
	BELGIUM	173 710	509 478	310 820	758 975
	SWITZERLAND	476	9 456	650	10 465
	IRELAND	16 840	205 870	35 700	433 150
	SERBIA	1 200	26 400	2 500	55 208
	SUB TOTAL	**5 683 349**	**6 279 905**	**6 685 280**	**7 540 333 ***
2102300000	**PREPARED BAKING POWDERS**				
09860	HONG KONG	12	1 307	0	0
	CHINA	156 003	303 909	533 307	1 368 337
	SINGAPORE	21 564	58 004	3 664	11 176
	MALAYSIA	844 875	1 127 915	829 004	1 061 523
	TURKEY	18 000	52 920	36 000	105 840
	AUSTRALIA	0	0	3 150	6 272
	NETHERLANDS	250 675	160 534	212 890	166 887
	FRANCE	2 555 488	11 167 914	2 685 223	12 486 802
	GERMANY, FED. REP. OF	42 750	24 525	126 000	56 280
	MALTA	0	0	4	21
	SUB TOTAL	**3 889 367**	**12 897 028**	**4 429 242**	**15 263 138 ***
2103100000	**SOYA SAUCE**				
09841	JAPAN	468 861	728 640	578 488	1 043 031
	HONG KONG	0	0	300	1 832
	KOREA, REPUBLIC OF	81 734	183 552	98 283	211 887
	TAIWAN	4 826 016	3 800 171	4 362 426	3 737 411
	CHINA	8 140 016	6 200 443	7 590 833	5 904 263
	THAILAND	2 952	6 178	76 467	162 827
	SINGAPORE	1 078 485	1 988 415	1 319 586	2 121 308
	MALAYSIA	88 226	164 713	90 815	167 733
	UNITED STATES	1 900	6 480	2 437	8 971
	SUB TOTAL	**14 688 190**	**13 078 592**	**14 119 635**	**13 359 263 ***
2103200000	**TOMATO KETCHUP AND OTHER TOMATO SAUCES**				
09842	KOREA, REPUBLIC OF	2 787	7 462	2 315	5 231
	TAIWAN	533	350	0	0
	CHINA	9 406	11 173	960	966
	THAILAND	34 830	23 591	29 853	24 391
	SINGAPORE	0	0	947	2 463
	INDIA	0	0	119 826	151 200
	IRAN (ISLAMIC REPUBLIC OF)	0	0	17	67
	TURKEY	50	37	0	0

http://www.bps.go.id

HS / SITC	COMMODITY DESCRIPTION / COUNTRY OF ORIGIN	JANUARY - DECEMBER 2015		JANUARY - DECEMBER 2016	
		NET WEIGHT (KG)	CIF VALUE (US$)	NET WEIGHT (KG)	CIF VALUE (US$)
	AUSTRALIA	107 764	231 056	110 535	239 789
	UNITED STATES	80 940	115 050	300 715	376 033
	MEXICO	18 023	39 143	9 486	20 535
	UNITED KINGDOM	165	2 420	1 213	3 242
	BELGIUM	5 333	12 570	7 271	16 848
	ITALY	233 138	352 625	387 619	440 370
	GREECE	0	0	1 000	3 374
	SUB TOTAL	**492 969**	**795 477**	**971 757**	**1 284 509 ***
2103300000	**MUSTARD FLOUR & MEAL & PREPARED MUSTARD**				
09843	JAPAN	893	4 873	240	1 520
	KOREA, REPUBLIC OF	1 913	4 819	308	1 004
	CHINA	5 200	19 240	8 000	29 600
	THAILAND	622	2 956	0	0
	TURKEY	2	2	0	0
	AUSTRALIA	1 451	6 756	2 672	12 876
	UNITED STATES	145 210	331 003	109 778	260 728
	CANADA	500	4 538	420	4 507
	UNITED KINGDOM	94	1 612	636	1 919
	NETHERLANDS	200	935	100	628
	FRANCE	39 577	113 302	37 069	90 306
	GERMANY, FED. REP. OF	44 535	224 603	65 970	339 060
	SUB TOTAL	**240 197**	**714 639**	**225 193**	**742 148 ***
2103901000	**CHILLI SAUCE**				
09849	JAPAN	139	690	0	0
	KOREA, REPUBLIC OF	35 506	89 878	58 253	147 913
	THAILAND	42 336	15 838	98 784	164 724
	SINGAPORE	87	674	0	0
	PHILIPPINES	0	0	66	1 095
	MALAYSIA	5 111	12 637	0	0
	AUSTRALIA	1 116	7 229	967	7 821
	UNITED STATES	466	8 578	10 696	184 139
	SUB TOTAL	**84 761**	**135 524**	**168 766**	**505 692 ***
2103903000	**FISH SAUCE**				
09849	KOREA, REPUBLIC OF	21 880	47 525	18 615	34 813
	CHINA	599 425	432 073	639 726	485 480
	THAILAND	1 066 358	1 062 425	927 857	942 798
	SINGAPORE	0	0	13 405	17 817
	MALAYSIA	0	0	778	2 002
	SUB TOTAL	**1 687 663**	**1 542 023**	**1 600 381**	**1 482 910 ***
2103904000	**OTH MIXED CONDIMENTS AND MIXEDSEASONINGS, INCLUDING BELACHAN**				
09849	JAPAN	33	37	13	169
	TAIWAN	7	118	0	0
	CHINA	5	408	0	0
	THAILAND	33 097	105 718	38 201	95 726
	SINGAPORE	41 159	60 612	46 816	82 398
	MALAYSIA	1 003	420	62 882	41 295
	INDIA	0	0	12	992
	AUSTRALIA	137	1 378	35	26
	NEW ZEALAND	11	111	20	112
	SUB TOTAL	**75 452**	**168 802**	**147 979**	**220 718 ***
2103909000	**OTH SAUCES AND PREPARATIONS THEREFOR;MUSTARD FLOUR & MEAL & PREPARED MUSTARD**				
09849	JAPAN	478 985	2 022 153	439 730	1 942 652
	HONG KONG	46 600	199 636	64 112	263 107
	KOREA, REPUBLIC OF	142 591	316 461	150 852	405 447
	TAIWAN	25 904	58 723	45 933	137 888
	CHINA	2 068 348	4 596 179	5 176 990	8 320 676
	THAILAND	1 156 783	3 702 485	3 035 103	5 763 943
	SINGAPORE	1 496 128	5 589 607	1 954 526	7 556 160
	PHILIPPINES	20 335	41 349	1 918	4 008
	MALAYSIA	7 453 403	17 121 461	8 374 713	18 379 042
	VIET NAM	45 479	49 353	101 884	108 684
	INDIA	11	276	16	109
	TURKEY	2 808	4 496	0	0

http://www.bps.go.id

HS / SITC	COMMODITY DESCRIPTION / COUNTRY OF ORIGIN	JANUARY - DECEMBER 2015		JANUARY - DECEMBER 2016	
		NET WEIGHT (KG)	CIF VALUE (US$)	NET WEIGHT (KG)	CIF VALUE (US$)
	MOROCCO	0	0	32	1 080
	SOUTH AFRICA	46	383	0	0
	AUSTRALIA	323 934	946 190	416 837	1 287 386
	NEW ZEALAND	35	298	0	0
	UNITED STATES	367 640	1 319 075	413 158	1 112 669
	CANADA	17 851	63 672	1 491	3 057
	MEXICO	17 466	44 744	2 569	5 601
	UNITED KINGDOM	108 513	702 855	119 313	721 618
	NETHERLANDS	17 617	115 374	41 302	33 683
	FRANCE	0	0	6	1 176
	GERMANY, FED. REP. OF	165 386	603 103	100 406	369 215
	AUSTRIA	21 546	62 492	0	0
	BELGIUM	12 177	33 164	13 714	37 165
	SWITZERLAND	9	625	0	0
	DENMARK	2 332	9 374	818	3 431
	NORWAY	13 341	114 945	20 440	184 324
	ITALY	65 921	253 416	46 320	200 602
	SPAIN	1 509	8 359	0	0
	GREECE	0	0	2 481	8 354
	HUNGARY	0	0	105	2 762
	POLAND	2 906	7 562	0	0
	SUB TOTAL	**14 075 604**	**37 987 810**	**20 524 769**	**46 853 839 ***
2104101100	**SOUPS AND BROTHS & PREPARATIONTHEREFOR CONTAINING MEAT FOR INFANT USE**				
09850	JAPAN	12	68	11	72
	SUB TOTAL	**12**	**68**	**11**	**72 ***
2104101900	**SOUPS AND BROTHS & PREPARATIONTHEREFOR CONT MEAT NOT FOR INFANT USE**				
09850	JAPAN	3 375	48 507	7 315	156 205
	KOREA, REPUBLIC OF	561	2 250	2 610	12 889
	TAIWAN	1 478	970	0	0
	SINGAPORE	117	962	77	1 217
	NEW ZEALAND	0	0	2 200	14 300
	BRAZIL	10 000	33 300	0	0
	ITALY	519	2 560	0	0
	SUB TOTAL	**16 050**	**88 549**	**12 202**	**184 611 ***
2104109100	**SOUPS AND BROTHS & PREPARATIONTHEREFOR NOT CONT MEAT FOR INFANT USE**				
09850	UNITED KINGDOM	14	289	0	0
	SUB TOTAL	**14**	**289**	**0**	**0 ***
2104109900	**SOUPS AND BROTHS & PREPARATIONTHERFOR NOT CONT MEAT NOTFOR INFANT USE**				
09850	JAPAN	184 377	865 216	195 611	1 026 741
	KOREA, REPUBLIC OF	103 103	299 289	72 902	231 800
	TAIWAN	1 573	3 552	1 678	4 000
	CHINA	114 486	195 369	179 845	311 800
	THAILAND	0	0	24 607	49 297
	SINGAPORE	42	451	0	0
	MALAYSIA	182 816	1 194 927	113 137	646 655
	AUSTRALIA	39 840	114 202	20 000	57 000
	UNITED STATES	3 036	31 357	2 841	19 281
	CANADA	0	0	16 900	51 714
	MEXICO	13 039	26 455	10 046	20 973
	BRAZIL	13 100	62 310	0	0
	UNITED KINGDOM	517	8 094	226	3 781
	SWITZERLAND	3	5	0	0
	ITALY	0	0	10	264
	SUB TOTAL	**655 932**	**2 801 227**	**637 803**	**2 423 306 ***
2104201100	**HOMOGENISED COMPOSITE FOOD PREPARTION,CONTAINING MEAT FOR INFANT USE**				
09814	SINGAPORE	0	0	23	167
	UNITED KINGDOM	0	0	2 076	15 561
	ITALY	0	0	2 199	15 561
	SUB TOTAL	**0**	**0**	**4 298**	**31 289 ***
2104201900	**HOMOGENISED COMPOSITE FOOD PREPARTION,CONTAINING MEAT NOT FOR INFANT USE**				
09814	TURKEY	6	6	0	0

http://www.bps.go.id

HS / SITC	COMMODITY DESCRIPTION / COUNTRY OF ORIGIN	JANUARY - DECEMBER 2015		JANUARY - DECEMBER 2016	
		NET WEIGHT (KG)	CIF VALUE (US$)	NET WEIGHT (KG)	CIF VALUE (US$)
	BELGIUM	50	869	0	0
	SUB TOTAL	**56**	**875**	**0**	**0 ***
2104209100	**HOMOGENISED COMPOSITE FOOD PREPARTION,NOT CONTAINING MEAT FOR INFANT USE**				
09814	JAPAN	531	11 573	0	0
	THAILAND	6 803	41 976	6 341	64 079
	SINGAPORE	4 634	97 198	0	0
	UNITED KINGDOM	17 710	152 441	25 871	225 584
	SUB TOTAL	**29 678**	**303 188**	**32 212**	**289 663 ***
2104209900	**HOMOGENISED COMPOSITE FOOD PREPARTION,NOT CONTAINING MEAT NOT FOR INFANT USE**				
09814	JAPAN	371	12 991	0	0
	AUSTRALIA	26 240	75 564	23 511	73 338
	NEW ZEALAND	0	0	22	171
	UNITED KINGDOM	0	0	22	130
	SUB TOTAL	**26 611**	**88 555**	**23 555**	**73 639 ***
2105000000	**ICE CREAM AND OTHER EDIBLE ICE, WHETHEROR NOT CONTAINING COCOA**				
02233	JAPAN	70 528	57 073	62 524	69 716
	KOREA, REPUBLIC OF	205 988	778 285	130 446	441 630
	CHINA	19 720	50 984	11 294 417	23 200 690
	THAILAND	5 131 118	8 683 763	4 370 254	6 609 541
	SINGAPORE	0	0	452	2 382
	PHILIPPINES	346 140	536 529	0	0
	MALAYSIA	153 066	187 755	110 793	139 269
	VIET NAM	0	0	9	1
	UNITED ARAB EMIRATES	23 998	122 439	0	0
	AUSTRALIA	1 174	20 568	5 993	32 466
	NEW ZEALAND	11 084	15 070	0	0
	UNITED STATES	523 070	2 626 929	358 060	1 805 434
	UNITED KINGDOM	0	0	31	6 754
	FRANCE	642 952	4 552 511	417 874	2 997 620
	SWEDEN	58	557	0	0
	IRELAND	22 790	200 037	9 487	82 031
	ITALY	0	0	13	384
	SUB TOTAL	**7 151 686**	**17 832 500**	**16 760 353**	**35 387 918 ***
2106100000	**PROTEIN CONCENTRATES AND TEXTUREDPROTEIN SUBSTANCES**				
09899	JAPAN	124 117	626 131	299 194	1 584 599
	KOREA, REPUBLIC OF	500	3 250	1 200	13 200
	TAIWAN	520 824	323 177	245 840	157 218
	CHINA	6 626 901	12 264 815	7 875 801	14 058 299
	THAILAND	40 490	346 486	16 086	245 709
	SINGAPORE	251 200	1 056 105	358 930	1 288 025
	PHILIPPINES	0	0	119	40 234
	MALAYSIA	134 635	113 223	139 671	143 604
	INDIA	150 000	137 041	419 139	440 975
	AUSTRALIA	35 080	177 382	13	842
	UNITED STATES	249 035	1 902 369	265 605	2 205 733
	ARGENTINA	23 000	18 750	32 260	26 191
	BRAZIL	132 980	167 194	443 551	550 555
	UNITED KINGDOM	0	0	31	5 052
	NETHERLANDS	4 875	16 104	42 382	226 927
	FRANCE	5 330	139 594	32 850	295 487
	GERMANY, FED. REP. OF	0	0	4 433	25 441
	AUSTRIA	0	0	14	167
	DENMARK	29 920	181 597	10 580	76 520
	NORWAY	0	0	1 200	21 718
	IRELAND	600	7 853	0	0
	SPAIN	13 026	76 668	36 028	208 120
	HUNGARY	25	516	0	0
	SERBIA	0	0	504	1 093
	SUB TOTAL	**8 342 538**	**17 558 255**	**10 225 431**	**21 615 709 ***
2106901000	**DRIED BEAN CURD AND BEAN CURD STICKS**				
09899	JAPAN	33	652	0	0
	CHINA	116 860	224 180	102 530	243 156
	AUSTRALIA	0	0	25	1 843

http://www.bps.go.id

HS / SITC	COMMODITY DESCRIPTION / COUNTRY OF ORIGIN	JANUARY - DECEMBER 2015		JANUARY - DECEMBER 2016	
		NET WEIGHT (KG)	CIF VALUE (US$)	NET WEIGHT (KG)	CIF VALUE (US$)
	UNITED STATES	0	0	1	115
	CANADA	0	0	32	3 021
	SUB TOTAL	**116 893**	**224 832**	**102 588**	**248 135 ***
2106902000	**FLAVOURED OR COLORED SYRUPS**				
09899	JAPAN	12 764	41 935	11 053	39 845
	TAIWAN	2 678	2 204	11 565	22 362
	CHINA	14 250	30 792	12 831	51 563
	SINGAPORE	8 008	25 256	40 964	68 532
	PHILIPPINES	57 888	148 998	0	0
	MALAYSIA	1 481 153	3 511 926	2 058 578	5 299 943
	VIET NAM	73	508	0	0
	AUSTRALIA	960	1 647	4 263	17 252
	NEW ZEALAND	30	331	0	0
	UNITED STATES	116 062	257 741	107 439	229 392
	CANADA	8 740	48 250	0	0
	NETHERLANDS	0	0	222	798
	FRANCE	0	0	33 953	73 597
	SWEDEN	129	391	0	0
	ITALY	0	0	560	2 566
	SUB TOTAL	**1 702 735**	**4 069 979**	**2 281 428**	**5 805 850 ***
2106903000	**NON-DAIRY CREAMER**				
09899	JAPAN	0	0	27	378
	KOREA, REPUBLIC OF	16 598 500	35 973 958	17 518 500	35 496 019
	TAIWAN	434 389	1 635 622	512 634	1 922 089
	CHINA	11 608 859	16 817 012	16 164 441	23 327 785
	THAILAND	6 449 666	9 974 323	9 622 204	13 361 000
	SINGAPORE	1 569 038	5 324 249	49 166	145 483
	PHILIPPINES	0	0	329 890	342 301
	MALAYSIA	13 072 232	27 380 747	10 742 434	17 328 172
	VIET NAM	209 689	327 616	462 662	618 297
	INDONESIA	114 701	180 079	80	413
	UNITED STATES	2 896 549	4 923 043	2 500 901	3 454 781
	UNITED KINGDOM	593 700	1 365 147	1 351 448	2 310 447
	NETHERLANDS	1 302 294	5 249 328	1 051 819	2 571 440
	GERMANY, FED. REP. OF	275 000	412 500	10 010	36 800
	POLAND	2 208 000	12 169 176	1 770 000	8 263 423
	SUB TOTAL	**57 332 617**	**121 732 800**	**62 086 216**	**109 178 828 ***
2106904100	**AUTOLYSED YEAST PREPARATIONS IN POWDERFORM**				
09899	JAPAN	14 895	417 840	15 410	179 132
	TAIWAN	0	0	754	2 777
	CHINA	106 060	967 464	324 150	2 941 825
	SINGAPORE	0	0	825	1 770
	MALAYSIA	0	0	1 500	14 400
	INDONESIA	25 005	125 425	0	0
	AUSTRALIA	6 410	39 817	0	0
	UNITED STATES	334 357	3 465 984	161 154	1 668 310
	MEXICO	0	0	17 492	62 921
	BRAZIL	365 280	1 193 061	438 080	1 451 278
	UNITED KINGDOM	66 080	593 011	54 170	492 042
	NETHERLANDS	342 001	2 209 090	594 292	3 615 663
	FRANCE	37 389	359 475	51 960	558 712
	GERMANY, FED. REP. OF	7 622	45 806	12 026	66 430
	BELGIUM	18 000	58 551	0	0
	SWITZERLAND	0	0	15 300	541 620
	IRELAND	48 340	398 919	18 476	220 125
	HUNGARY	40	566	0	0
	SUB TOTAL	**1 371 479**	**9 875 009**	**1 705 589**	**11 817 005 ***
2106904900	**AUTOLYSED YEAST PREPARATIONS NOT INPOWDER FORM**				
09899	JAPAN	176	1 338	288	3 546
	HONG KONG	0	0	100 000	260 000
	KOREA, REPUBLIC OF	5 333	13 273	7 324	156 351
	CHINA	500 560	1 178 301	468 717	1 034 006
	THAILAND	6 874	21 788	36	72
	SINGAPORE	1	224	0	0
	PHILIPPINES	450	3 254	0	0

http://www.bps.go.id

HS / SITC	COMMODITY DESCRIPTION / COUNTRY OF ORIGIN	JANUARY - DECEMBER 2015		JANUARY - DECEMBER 2016	
		NET WEIGHT (KG)	CIF VALUE (US$)	NET WEIGHT (KG)	CIF VALUE (US$)
	MALAYSIA	8 486	12 954	17 822	8 114
	AUSTRALIA	0	0	7 165	36 194
	UNITED STATES	6 379	95 034	8 714	125 225
	UNITED KINGDOM	0	0	5	110
	NETHERLANDS	9 611	19 123	0	0
	FRANCE	0	0	7 200	62 208
	GERMANY, FED. REP. OF	87 410	511 932	138 045	555 180
	BELGIUM	0	0	27	119
	SWITZERLAND	0	0	787	8 621
	SPAIN	0	0	40 320	79 448
	POLAND	0	0	2	152
	SUB TOTAL	**625 280**	**1 857 221**	**796 452**	**2 329 346 ***
2106905100	**NON-ALCOHOLIC PREP OF RAW MATERIAL FORTHE MANUFACT OF COMPOSITE CONCENTRATES**				
09899	JAPAN	1 050	4 182	2 850	13 425
	KOREA, REPUBLIC OF	50 400	138 600	16 800	46 200
	TAIWAN	0	0	260 870	162 820
	SINGAPORE	118 504	1 063 796	106 742	1 006 009
	AUSTRALIA	2 000	19 137	0	0
	UNITED STATES	225	9 837	218	5 990
	FRANCE	42	2 205	0	0
	GERMANY, FED. REP. OF	625	19 671	2 335	85 887
	ITALY	379 633	479 058	519 216	645 713
	SUB TOTAL	**552 479**	**1 736 486**	**909 031**	**1 966 044 ***
2106905200	**NON-ALCOHOLIC COMPOSITE CONCENTRTS FORSIMPLE DILUTION W/ WATER TO MK BEVERAGE**				
09899	JAPAN	7 249	99 498	3 324	42 508
	KOREA, REPUBLIC OF	79 591	154 173	0	0
	TAIWAN	204 468	643 676	297 211	885 291
	CHINA	752 190	3 763 288	947 170	4 256 501
	THAILAND	7 481	48 943	28 980	64 811
	SINGAPORE	452 549	11 082 528	541 327	13 395 782
	PHILIPPINES	800	5 745	0	0
	MALAYSIA	53 895	608 936	121 463	2 447 629
	VIET NAM	7 333	145 218	0	0
	INDIA	0	0	6 020	5 605
	INDONESIA	0	0	2 743	89 260
	TURKEY	8 100	29 808	8 500	9 175
	CYPRUS	24 960	64 272	99 840	270 316
	SOUTH AFRICA	0	0	47 700	87 530
	AUSTRALIA	65 310	159 999	24 513	65 695
	UNITED STATES	265 695	7 137 195	82 872	1 028 101
	MEXICO	0	0	25	212
	CHILE	81 416	180 384	254 500	451 253
	BRAZIL	25 725	45 875	19 870	108 088
	UNITED KINGDOM	1 025	36 080	1 921	65 544
	NETHERLANDS	11 200	62 160	23 500	107 196
	FRANCE	0	0	20 552	503 072
	GERMANY, FED. REP. OF	558	5 083	900	6 368
	AUSTRIA	3 380	74 022	3 200	60 727
	BELGIUM	0	0	1 891	52 256
	SWITZERLAND	3 260	66 139	4 500	87 477
	DENMARK	663 640	1 329 948	645 567	1 310 670
	ITALY	364 442	1 589 637	371 238	1 933 894
	SPAIN	20 200	97 708	38 900	82 714
	POLAND	0	0	13 855	57 485
	SUB TOTAL	**3 104 467**	**27 430 315**	**3 612 082**	**27 475 160 ***
2106905300	**GINSENG BASED PRODUCTS**				
09899	JAPAN	20	4 228	0	0
	KOREA, REPUBLIC OF	2 326	62 635	1 500	43 368
	CHINA	1 284	44 215	0	0
	SUB TOTAL	**3 630**	**111 078**	**1 500**	**43 368 ***
2106905900	**OTHER NON-ALCOHOLIC PREPARATIONS USE FORMAKING / MANUFACTURING BEVERAGES**				
09899	JAPAN	7 486	54 614	28 669	252 520
	CHINA	415 818	15 142 902	395 663	13 514 997
	THAILAND	88 281	83 060	163 324	124 286
	SINGAPORE	66 134	1 411 339	74 993	1 531 129

http://www.bps.go.id

HS / SITC	COMMODITY DESCRIPTION / COUNTRY OF ORIGIN	JANUARY - DECEMBER 2015		JANUARY - DECEMBER 2016	
		NET WEIGHT (KG)	CIF VALUE (US$)	NET WEIGHT (KG)	CIF VALUE (US$)
	PHILIPPINES	0	0	89	1 552
	MALAYSIA	4 205 922	18 138 481	4 491 543	17 670 564
	INDIA	0	0	675	8 023
	SOUTH AFRICA	0	0	16	787
	AUSTRALIA	210	1 279	150	1 823
	NEW ZEALAND	0	0	22	372
	UNITED STATES	142 475	620 716	310 332	1 623 963
	BRAZIL	2 100	2 744	4 530	5 933
	UNITED KINGDOM	842 688	1 940 180	410 016	1 065 590
	NETHERLANDS	2 440	4 413	9 200	18 645
	FRANCE	6 058	660 019	0	0
	GERMANY, FED. REP. OF	38 957	265 045	34 879	246 830
	BELGIUM	79 051	848 249	82 242	464 617
	SWITZERLAND	0	0	135	2 900
	DENMARK	0	0	31 320	166 807
	SWEDEN	10 314	99 521	2 196	21 948
	IRELAND	37 974	52 249	49 035	128 498
	ITALY	4 595	28 529	8 930	52 375
	SPAIN	381	44 569	26	361
	HUNGARY	1 200	9 615	0	0
	POLAND	0	0	97	8 849
	CROATIA	0	0	30 000	399 600
	SERBIA	60 000	799 200	50 000	666 000
	SUB TOTAL	**6 012 084**	**40 206 724**	**6 178 082**	**37 978 969 ***
2106906900	**OTH ALCOHOLIC PREPARATIONS OF KIND USEDFOR THE MANUFACTURE OF BEVERAGES**				
09899	GERMANY, FED. REP. OF	0	0	4 425	111 538
	SUB TOTAL	**0**	**0**	**4 425**	**111 538 ***
2106907000	**FOOD SUPPLEMENTS**				
09899	JAPAN	80 778	5 958 024	38 419	3 705 377
	HONG KONG	4	547	0	0
	KOREA, REPUBLIC OF	15 617	75 495	1 877	74 516
	TAIWAN	54 310	2 491 488	4 043	568 851
	CHINA	34 428	1 024 390	22 524	397 888
	THAILAND	17 700	2 775 064	23 724 173	14 897 269
	SINGAPORE	65	19 989	135 079	1 219 156
	MALAYSIA	1 856 050	12 128 742	1 247 910	7 521 511
	INDIA	14 753	1 279 787	191 694	1 557 025
	AUSTRALIA	7 740	301 251	4 625	124 895
	NEW ZEALAND	49 818	1 307 492	5 135	103 987
	UNITED STATES	6 604 625	93 645 787	2 156 532	56 917 626
	CANADA	57 360	1 718 539	34 389	1 097 355
	UNITED KINGDOM	3 204	28 432	7 368	40 955
	NETHERLANDS	72	29 448	10	3 545
	FRANCE	11 802	1 591 957	3 101	385 202
	GERMANY, FED. REP. OF	18 056	183 721	6 944	43 891
	AUSTRIA	0	0	351 120	1 045 995
	BELGIUM	0	0	8 737	774 879
	SWITZERLAND	2 817	105 757	550	19 334
	SWEDEN	0	0	1 292	67 282
	IRELAND	0	0	851	50 704
	SPAIN	3 249	444 510	2 614	278 979
	POLAND	0	0	546	47 641
	ROMANIA	0	0	62	37
	SLOVENIA	112	7 727	0	0
	SUB TOTAL	**8 832 560**	**125 118 147**	**27 949 595**	**90 943 900 ***
2106908000	**FORTIFICANT PREMIXES**				
09899	CHINA	2 200	27 416	3 323	38 999
	THAILAND	519 998	661 500	5 472 672	3 104 184
	SINGAPORE	31 300	445 398	37 500	521 163
	MALAYSIA	422 866	3 191 521	499 154	4 205 086
	INDIA	273 000	2 150 670	294 400	2 957 650
	NEW ZEALAND	20 721	226 235	825	7 938
	UNITED STATES	0	0	7	575
	CANADA	0	0	4	844
	UNITED KINGDOM	2	949	0	0
	GERMANY, FED. REP. OF	104 875	820 105	131 925	1 038 185
	SUB TOTAL	**1 374 962**	**7 523 794**	**6 439 810**	**11 874 624 ***

http://www.bps.go.id

HS / SITC	COMMODITY DESCRIPTION / COUNTRY OF ORIGIN	JANUARY - DECEMBER 2015		JANUARY - DECEMBER 2016	
		NET WEIGHT (KG)	CIF VALUE (US$)	NET WEIGHT (KG)	CIF VALUE (US$)
2106909100	**OTH MIXTURES OF CHEMICALS/OTH SUBSTANCESOF A KIND USED FOR FOOD PROCESS.**				
09899	JAPAN	4 604	47 267	5 002	56 160
	THAILAND	799 997	1 018 000	1 200 000	1 500 000
	SINGAPORE	1 670	25 423	33	150
	MALAYSIA	120 100	1 195 330	113 478	1 412 766
	AUSTRALIA	0	0	28	334
	NEW ZEALAND	0	0	3	281
	UNITED STATES	1 200	7 624	377 002	4 795 761
	CANADA	54	3 587	0	0
	GERMANY, FED. REP. OF	0	0	4 000	13 313
	SWITZERLAND	0	0	4 000	87 560
	ITALY	0	0	5 500	139 480
	SUB TOTAL	**927 625**	**2 297 231**	**1 709 046**	**8 005 805 ***
2106909200	**GINSENG BASED PREPARATIONS**				
09899	KOREA, REPUBLIC OF	1 026	119 608	2 079	144 234
	TAIWAN	251	40 309	0	0
	CHINA	0	0	535	7 115
	THAILAND	0	0	150	847
	SINGAPORE	0	0	26	3 844
	MALAYSIA	2 164	9 728	890	11 418
	UNITED STATES	620	29 113	0	0
	UNITED KINGDOM	0	0	1	108
	NETHERLANDS	2 080	12 275	1 000	6 724
	GERMANY, FED. REP. OF	0	0	600	4 848
	SPAIN	42	594	0	0
	RUSSIA FEDERATION	0	0	1	108
	SUB TOTAL	**6 183**	**211 627**	**5 282**	**179 246 ***
2106909300	**FOODS PREPARATIONS FOR LACTASE DEFICIENTINFANTS**				
09899	GERMANY, FED. REP. OF	400	5 029	600	7 560
	SUB TOTAL	**400**	**5 029**	**600**	**7 560 ***
2106909400	**OTHER FOOD PREPARATIONS FOR INFANT USE**				
09899	JAPAN	0	0	100	664
	KOREA, REPUBLIC OF	300	27 420	300	27 420
	CHINA	850	70 025	1 500	121 502
	MALAYSIA	0	0	275	21 514
	UNITED STATES	25	700	14	612
	UNITED KINGDOM	5 749	48 904	0	0
	NETHERLANDS	295 377	3 185 824	248 637	2 263 801
	GERMANY, FED. REP. OF	0	0	48 000	339 435
	SWITZERLAND	67 300	482 894	105 096	808 683
	SUB TOTAL	**369 601**	**3 815 767**	**403 922**	**3 583 631 ***
2106909600	**OTHER MEDICAL FOODS**				
09899	KOREA, REPUBLIC OF	0	0	15 948	686 536
	TAIWAN	838	128 080	602	73 154
	CHINA	21 243	67 802	337	16 202
	THAILAND	0	0	1 316	6 640
	SINGAPORE	4 920	65 255	3 792	47 722
	MALAYSIA	29 478	172 646	119 329	822 731
	AUSTRALIA	0	0	54 652	1 249 131
	UNITED STATES	71	6 944	0	0
	CANADA	373	55 065	504	76 438
	UNITED KINGDOM	31 517	518 248	45 845	896 530
	NETHERLANDS	123 015	397 693	139 022	690 815
	FRANCE	3 568	747 532	7 334	1 200 313
	GERMANY, FED. REP. OF	27 480	256 013	49 950	469 326
	AUSTRIA	665	36 191	0	0
	BELGIUM	3 362	306 050	0	0
	SWITZERLAND	126 610	1 627 096	153 002	1 774 586
	DENMARK	407	136 574	232	78 314
	ITALY	0	0	1 800	11 668
	SPAIN	347	44 780	2 960	154 932
	SUB TOTAL	**373 894**	**4 565 969**	**596 625**	**8 255 038 ***

http://www.bps.go.id

HS / SITC	COMMODITY DESCRIPTION / COUNTRY OF ORIGIN	JANUARY - DECEMBER 2015		JANUARY - DECEMBER 2016	
		NET WEIGHT (KG)	CIF VALUE (US$)	NET WEIGHT (KG)	CIF VALUE (US$)
2106909800	**OTHER FLAVOURING PREPARATIONS**				
09899	JAPAN	0	0	22 001	96 419
	TAIWAN	51 918	164 147	24 187	77 400
	CHINA	18 000	94 500	66 400	169 106
	THAILAND	360	2 808	276	4 369
	SINGAPORE	262 172	1 789 826	236 165	1 903 575
	PHILIPPINES	68 000	428 175	143 151	902 161
	MALAYSIA	167 810	635 645	221 026	761 967
	INDIA	25	286	660	22 798
	AUSTRALIA	879	4 285	9 629	31 475
	NEW ZEALAND	99 780	700 428	119 600	795 239
	UNITED STATES	81 582	1 091 190	172 279	1 670 316
	CANADA	64 975	206 919	0	0
	MEXICO	117 932	338 099	98 882	282 776
	BRAZIL	326 600	1 195 905	379 066	1 393 516
	UNITED KINGDOM	247 427	1 611 971	235 245	1 400 967
	NETHERLANDS	32 931	340 427	29 255	298 513
	FRANCE	70 480	815 654	59 260	741 840
	GERMANY, FED. REP. OF	141 113	825 418	100 008	467 912
	AUSTRIA	0	0	4 952	29 826
	BELGIUM	29 480	304 968	44 510	469 669
	SWITZERLAND	31 890	524 133	70 090	1 871 723
	IRELAND	1 000	9 080	1 000	9 096
	ITALY	264	778	7 402	67 350
	SPAIN	32 000	27 016	0	0
	HUNGARY	30 595	607 234	29 746	505 008
	POLAND	596 854	3 601 680	91 872	173 128
	SUB TOTAL	**2 474 067**	**15 320 572**	**2 166 662**	**14 146 149 ***
2106909910	**TEMPE**				
09899	AUSTRALIA	0	0	51	419
	SUB TOTAL	**0**	**0**	**51**	**419 ***
2106909990	**OTHER FOOD PREPARATIONS NOT ELSEWHERESPECIFIED OR INCLUDED**				
09899	JAPAN	20 169	117 788	20 525	111 691
	HONG KONG	2	208	0	0
	KOREA, REPUBLIC OF	76 406	3 828 958	145 247	5 667 226
	TAIWAN	732 732	1 457 803	832 978	2 076 946
	CHINA	1 113 448	3 676 396	1 398 957	3 827 908
	THAILAND	377 801	7 999 870	478 777	5 640 463
	SINGAPORE	4 310 531	31 880 483	3 646 902	25 063 308
	PHILIPPINES	2 061	21 356	1 230	7 680
	MALAYSIA	1 938 826	6 839 703	2 981 593	7 709 174
	MYANMAR	0	0	2	101
	VIET NAM	333 224	589 260	147 493	210 366
	INDIA	50	2 384	1 324	70 842
	PAKISTAN	0	0	11 222	96 207
	INDONESIA	38 400	54 400	19 200	31 069
	OMAN	4	553	0	0
	TURKEY	0	0	520	11 024
	UNITED ARAB EMIRATES	100	1 085	17	1 353
	SOUTH AFRICA	33 101	149 713	9 600	90 025
	AUSTRALIA	179 870	841 231	539 578	1 970 296
	NEW ZEALAND	30 137	129 382	19 316	81 309
	UNITED STATES	796 666	4 411 311	855 272	5 379 000
	CANADA	0	0	17	1 571
	MEXICO	33 036	74 007	17 055	45 258
	UNITED KINGDOM	17 780	492 245	8 613	170 567
	NETHERLANDS	949 440	10 367 795	1 067 712	11 592 778
	FRANCE	1 457	12 938	1 228	11 493
	GERMANY, FED. REP. OF	613 581	2 276 717	1 050 345	3 864 946
	AUSTRIA	0	0	25	979
	BELGIUM	118 521	305 487	867 732	1 206 118
	SWITZERLAND	12 664	165 089	7 790	104 868
	DENMARK	213 675	1 609 565	268 934	3 131 862
	NORWAY	0	0	190	4 750
	FINLAND	16 000	449 584	71 700	2 059 129
	ITALY	15 848	171 286	41 697	284 414
	SPAIN	75 355	373 790	127 236	524 953
	PORTUGAL	0	0	6	122
	ICELAND	319	30 621	0	0

http://www.bps.go.id

HS / SITC	COMMODITY DESCRIPTION / COUNTRY OF ORIGIN	JANUARY - DECEMBER 2015		JANUARY - DECEMBER 2016	
		NET WEIGHT (KG)	CIF VALUE (US$)	NET WEIGHT (KG)	CIF VALUE (US$)
	POLAND	0	0	214	20 023
	UKRAINE	8 000	36 536	0	0
	MALTA	0	0	200	1 355
	SLOVENIA	0	0	6	1 845
	SUB TOTAL	**12 059 204**	**78 367 544**	**14 640 453**	**81 073 019 ***
2201100010	**MINERAL WATERS**				
11101	JAPAN	16 400	12 309	58 371	44 949
	KOREA, REPUBLIC OF	719 831	233 244	619 554	197 178
	SINGAPORE	18	54	2 300	6 600
	SAUDI ARABIA	1 500	3 488	0	0
	UNITED ARAB EMIRATES	48 169	20 806	71 732	18 410
	SOUTH AFRICA	9	75	0	0
	AUSTRALIA	0	0	243	406
	FIJI	435 623	442 315	559 561	554 095
	FRANCE	1 921 575	1 594 863	2 384 642	2 205 323
	BELGIUM	0	0	1	12
	ITALY	58 532	36 747	228 178	131 603
	SUB TOTAL	**3 201 657**	**2 343 901**	**3 924 582**	**3 158 576 ***
2201100020	**AERATED WATERS**				
11101	JAPAN	35 700	22 588	12 600	8 428
	KOREA, REPUBLIC OF	0	0	9 001	4 793
	CHINA	14 000	14 840	28 500	24 910
	SINGAPORE	0	0	65	251
	IRAN (ISLAMIC REPUBLIC OF)	0	0	13	32
	UNITED ARAB EMIRATES	319	457	210	507
	AUSTRALIA	609	1 661	340	604
	NEW ZEALAND	68	101	87	127
	FRANCE	0	0	8 730	4 120
	ITALY	5 934	2 535	43 514	25 491
	CZECH REPUBLIC	0	0	14	196
	SUB TOTAL	**56 630**	**42 182**	**103 074**	**69 459 ***
2201901000	**ICE AND SNOW**				
11101	SINGAPORE	30	71	0	0
	SUB TOTAL	**30**	**71**	**0**	**0 ***
2201909010	**DEMINERALIZED WATERS**				
11101	SINGAPORE	12	945	24	495
	SUB TOTAL	**12**	**945**	**24**	**495 ***
2201909090	**OTHER WATERS NOT CONTAINING ADDED SUGAROR OTH SWEETENING MATTER NOR FLAVOURED**				
11101	KOREA, REPUBLIC OF	0	0	4 792	23
	SINGAPORE	137 842	3 503	68 647	890
	AUSTRALIA	0	0	27	224
	UNITED STATES	0	0	20	234
	NETHERLANDS	0	0	46	480
	FRANCE	0	0	17 320	14 860
	GERMANY, FED. REP. OF	0	0	8 800	101
	AUSTRIA	0	0	1	245
	SWEDEN	200	413	0	0
	CZECH REPUBLIC	0	0	28	366
	SUB TOTAL	**138 042**	**3 916**	**99 681**	**17 423 ***
2202101000	**SPARKLING MINERAL WATERS AND AERATEDWATERS, FLAVOURED**				
11102	JAPAN	2 938	5 024	1 953	5 354
	KOREA, REPUBLIC OF	106 123	101 056	189 608	169 422
	MALAYSIA	153 955	82 962	870 150	409 247
	UNITED ARAB EMIRATES	14 714	25 039	10 658	18 677
	AUSTRALIA	3 095	7 654	5 383	9 484
	UNITED STATES	0	0	8 708	10 524
	UNITED KINGDOM	389	805	41	645
	FRANCE	55 895	59 581	69 390	77 366
	AUSTRIA	0	0	110 041	352 450
	BELGIUM	67 218	85 353	57 780	71 400

http://www.bps.go.id

HS / SITC	COMMODITY DESCRIPTION / COUNTRY OF ORIGIN	JANUARY - DECEMBER 2015		JANUARY - DECEMBER 2016	
		NET WEIGHT (KG)	CIF VALUE (US$)	NET WEIGHT (KG)	CIF VALUE (US$)
	IRELAND	14	487	31	574
	SUB TOTAL	**404 341**	**367 961**	**1 323 743**	**1 125 143 ***
2202109000	**OTHER WATERS, CONTAINING ADDED SUGAR/OTH SWEETENING OR FLAVOURED**				
11102	JAPAN	3 518	3 291	8 365	4 207
	KOREA, REPUBLIC OF	289 637	323 442	147 284	183 792
	TAIWAN	126 599	121 874	116 710	115 633
	CHINA	0	0	30	151
	THAILAND	21 422	18 361	9 231	15 181
	SINGAPORE	3 616 743	2 992 053	3 025 781	2 364 301
	MALAYSIA	31 914 664	16 892 585	26 812 164	13 495 385
	INDONESIA	0	0	51 756	45 347
	TURKEY	2 523	1 986	0	0
	UNITED ARAB EMIRATES	12 668	11 440	11 731	8 559
	NIGERIA	54	1 086	17 000	26 894
	AUSTRALIA	14 607	22 996	27 457	39 073
	NEW ZEALAND	133	173	47	96
	UNITED STATES	110 161	197 458	26 016	45 177
	UNITED KINGDOM	973	10 251	373	7 585
	FRANCE	24 493	48 885	14 887	23 685
	GERMANY, FED. REP. OF	0	0	494	2 002
	AUSTRIA	152 391	407 995	14 279	10 162
	BELGIUM	66 060	37 558	103 808	69 301
	IRELAND	0	0	7	147
	SUB TOTAL	**36 356 646**	**21 091 434**	**30 387 420**	**16 456 678 ***
2202901000	**FLAVOURED UHT MILK DRINKS**				
11102	THAILAND	15 368	28 386	0	0
	SINGAPORE	274 689	341 015	496 160	488 697
	MALAYSIA	40 446	55 313	22 239	30 063
	VIET NAM	124 992	162 523	0	0
	TURKEY	45	32	0	0
	NEW ZEALAND	20 640	25 187	4 500	4 698
	BELGIUM	0	0	99 446	179 930
	ITALY	413	2 249	0	0
	SPAIN	0	0	11	174
	SUB TOTAL	**476 593**	**614 705**	**622 356**	**703 562 ***
2202902000	**SOYA MILK DRINKS**				
11102	KOREA, REPUBLIC OF	39 268	86 472	73 806	121 085
	THAILAND	1 225 935	1 149 949	1 685 519	1 572 666
	SINGAPORE	26 165	13 651	2 611	1 669
	MALAYSIA	7 870 182	4 101 777	18 633 183	9 176 364
	SOUTH AFRICA	14	113	0	0
	AUSTRALIA	41 778	84 865	70 690	134 587
	UNITED STATES	14 353	155 731	36 360	142 364
	CANADA	0	0	44 725	63 371
	SUB TOTAL	**9 217 695**	**5 592 558**	**20 546 894**	**11 212 106 ***
2202903000	**OTH NON-AERATED BEVERAGE READY FORIMMEDIATE CONSUMPTION WITHOUT DILUTION**				
11102	JAPAN	38 578	140 854	22 277	92 133
	KOREA, REPUBLIC OF	1 499 944	2 435 554	2 570 395	3 996 172
	TAIWAN	320 030	1 272 550	158 927	391 193
	THAILAND	15 218 373	11 754 986	22 699 374	21 706 982
	SINGAPORE	250 349	276 782	262 015	351 160
	MALAYSIA	14 096 327	11 109 417	27 293 511	18 347 259
	VIET NAM	6 722 463	7 227 703	2 451 062	2 434 838
	AUSTRALIA	4 147	6 712	0	0
	UNITED STATES	0	0	21 413	58 589
	FRANCE	1 675	3 524	4 578	4 119
	AUSTRIA	17 716	21 156	15 481	17 656
	SPAIN	29 699	34 114	36 301	38 844
	SUB TOTAL	**38 199 301**	**34 283 352**	**55 535 334**	**47 438 945 ***
2202909000	**OTH NON-ALCOHOLIC BEVERAGES, EXCLUDINGFRUIT OR VEGETABLE JUICES**				
11102	JAPAN	7 050	49 837	42 786	154 224
	KOREA, REPUBLIC OF	46 124	75 711	21 425	26 073
	TAIWAN	5 571	5 078	7 763	6 675

http://www.bps.go.id

HS / SITC	COMMODITY DESCRIPTION / COUNTRY OF ORIGIN	JANUARY - DECEMBER 2015		JANUARY - DECEMBER 2016	
		NET WEIGHT (KG)	CIF VALUE (US$)	NET WEIGHT (KG)	CIF VALUE (US$)
	CHINA	33 516	65 847	17 784	77 102
	THAILAND	35 872 917	21 798 237	12 130 420	8 401 511
	SINGAPORE	2 158 974	2 496 951	2 123 467	2 372 523
	MALAYSIA	7 069 645	4 042 432	1 993 982	983 488
	TURKEY	0	0	3 297	2 620
	SOUTH AFRICA	16	136	0	0
	AUSTRALIA	76 459	103 206	111 152	195 790
	UNITED STATES	1 100	5 664	10 673	44 066
	CANADA	0	0	6 691	13 704
	UNITED KINGDOM	60	767	2	66
	FRANCE	0	0	74	1 250
	AUSTRIA	184 222	540 735	0	0
	BELGIUM	0	0	18 795	26 468
	IRELAND	1 635 303	1 729 795	164 640	164 880
	ITALY	3 559	16 171	2 216	16 240
	SPAIN	97 835	122 258	162 086	140 235
	PORTUGAL	0	0	8 269	6 877
	POLAND	0	0	14	130
	SUB TOTAL	**47 192 351**	**31 052 825**	**16 825 536**	**12 633 922 ***
2203001000	**BEER MADE FROM MALT, STOUT AND PORTER**				
11230	CHINA	0	0	7 524	11 400
	SINGAPORE	0	0	478	15 327
	VIET NAM	0	0	30 524	31 700
	UNITED STATES	0	0	28 266	33 941
	MEXICO	0	0	366 672	258 132
	UNITED KINGDOM	0	0	3 545	7 635
	GERMANY, FED. REP. OF	0	0	41 594	40 092
	BELGIUM	0	0	127 323	131 927
	IRELAND	0	0	5 782	11 042
	SUB TOTAL	**0**	**0**	**611 708**	**541 196 ***
2203009000	**OTHER BEER MADE FROM MALT,INCLUDING ALE**				
11230	JAPAN	13	107	2 154	8 091
	HONG KONG	7 088	20 242	0	0
	SINGAPORE	76 216	127 167	260 109	385 843
	AUSTRALIA	25 678	90 205	2 470	11 393
	NEW ZEALAND	2 041	1 097	398	575
	UNITED STATES	316	630	21 366	30 040
	MEXICO	170	1 488	907	4 542
	UNITED KINGDOM	630	1 612	0	0
	NETHERLANDS	738	874	1 534	1 442
	BELGIUM	1 998	9 497	0	0
	IRELAND	0	0	20 021	21 267
	ITALY	5 396	54 376	1 244	6 054
	SUB TOTAL	**120 284**	**307 295**	**310 203**	**469 247 ***
2204100000	**SPARKLING WINE**				
11215	CHINA	0	0	2	18
	CANADA	141	2 392	53	867
	FRANCE	4 489	47 088	6 588	72 761
	ITALY	81	552	1 963	18 708
	SUB TOTAL	**4 711**	**50 032**	**8 606**	**92 354 ***
2204211100	**WINE, IN CONTAINERS <= 2 L, ALCOHOLICSTRENGTH BY VOLUME <= 15%**				
11217	JAPAN	57	875	20 042	117 059
	SINGAPORE	0	0	171 682	522 233
	SAUDI ARABIA	1 222	9 120	645	4 972
	SOUTH AFRICA	2 706	20 103	14 800	37 626
	AUSTRALIA	39 871	193 533	301 288	1 206 274
	NEW ZEALAND	2 131	21 460	13 715	123 660
	UNITED STATES	1 196	7 838	57 713	195 236
	CANADA	1 303	20 798	4 350	27 707
	CHILE	31	210	116 829	256 556
	ARGENTINA	380	3 376	19 833	36 444
	ANTIGUA AND BARBUDA	0	0	50	184
	UNITED KINGDOM	98	297	1 290	2 778
	FRANCE	23 943	109 268	134 971	529 144
	GERMANY, FED. REP. OF	198	3 742	6 166	11 429

http://www.bps.go.id

HS / SITC	COMMODITY DESCRIPTION / COUNTRY OF ORIGIN	JANUARY - DECEMBER 2015		JANUARY - DECEMBER 2016	
		NET WEIGHT (KG)	CIF VALUE (US$)	NET WEIGHT (KG)	CIF VALUE (US$)
	SWITZERLAND	2 185	9 265	143	645
	ITALY	1 127	8 668	274 832	940 013
	SPAIN	353	2 729	40 979	96 777
	PORTUGAL	60	835	6	195
	SUB TOTAL	**76 861**	**412 117**	**1 179 334**	**4 108 932 ***
2204211300	**WINE, IN CONTAINERS <= 2 L, ALCOHOLICSTRENGTH BY VOLUME > 15% & <= 23%**				
11217	KOREA, REPUBLIC OF	0	0	23 504	28 847
	SINGAPORE	0	0	975	8 458
	PORTUGAL	27	431	0	0
	SUB TOTAL	**27**	**431**	**24 479**	**37 305 ***
2204212100	**GRAPE MUST,IN CONTAINER <=2 L,ALCOHOLICSTRENGTH BY VOLUME <= 15%**				
11217	SOUTH AFRICA	897	11 460	0	0
	AUSTRALIA	12 294	78 718	14 204	98 321
	NEW ZEALAND	1 593	10 474	1 556	10 500
	UNITED STATES	448	1 800	0	0
	CHILE	2 282	7 776	0	0
	UNITED KINGDOM	5 757	10 855	0	0
	FRANCE	1 675	13 727	2 269	21 655
	PORTUGAL	0	0	291	1 805
	SUB TOTAL	**24 946**	**134 810**	**18 320**	**132 281 ***
2204212200	**GRAPE MUST,IN CONTAINER <=2 L,ALCOHOLICSTRENGTH BY VOLUME > 15%**				
11217	JAPAN	19	259	0	0
	FRANCE	0	0	126	1 120
	ITALY	0	0	64	445
	SPAIN	0	0	10	146
	PORTUGAL	98	1 656	56	1 363
	SUB TOTAL	**117**	**1 915**	**256**	**3 074 ***
2204291100	**WINE, IN CONTAINERS > 2 L, ALCOHOLICSTRENGTH BY VOLUME <= 15%**				
11217	JAPAN	0	0	3 673	32 411
	LEBANON	0	0	1 998	25 536
	SOUTH AFRICA	0	0	15 820	35 817
	AUSTRALIA	0	0	90 040	267 723
	NEW ZEALAND	0	0	21 719	60 806
	CHILE	0	0	59 885	203 328
	ARGENTINA	0	0	14 721	83 025
	FRANCE	0	0	47 040	240 582
	ITALY	0	0	98 869	204 293
	SUB TOTAL	**0**	**0**	**353 765**	**1 153 521 ***
2204291300	**WINE, IN CONTAINERS > 2 L, ALCOHOLICSTRENGTH BY VOLUME > 15% & <= 23%**				
11217	JAPAN	54	202	0	0
	SINGAPORE	357	2 388	597	3 961
	MEXICO	272	762	0	0
	UNITED KINGDOM	8	147	72	489
	NETHERLANDS	230	645	0	0
	IRELAND	190	718	0	0
	ITALY	80	628	0	0
	PORTUGAL	0	0	157	853
	SUB TOTAL	**1 191**	**5 490**	**826**	**5 303 ***
2204292200	**GRAPE MUST,IN CONTAINER > 2 L,ALCOHOLICSTRENGTH BY VOLUME > 15%**				
11217	FRANCE	0	0	16	265
	SUB TOTAL	**0**	**0**	**16**	**265 ***
2204301000	**OTHER GRAPE MUST, ALCOHOLIC STRENGTH BYVOLUME <= 15%**				
11211	JAPAN	2 881	21 810	74	564
	HONG KONG	804	11 603	0	0
	SINGAPORE	67 321	319 323	30 742	266 723
	SEYCHELLES	185	1 365	0	0
	SOUTH AFRICA	218	888	438	2 222
	AUSTRALIA	43 802	229 494	52 248	265 279
	NEW ZEALAND	1 827	10 923	3 864	24 506

http://www.bps.go.id

HS / SITC	COMMODITY DESCRIPTION / COUNTRY OF ORIGIN	JANUARY - DECEMBER 2015		JANUARY - DECEMBER 2016	
		NET WEIGHT (KG)	CIF VALUE (US$)	NET WEIGHT (KG)	CIF VALUE (US$)
	UNITED STATES	13 448	73 286	6 451	37 726
	MEXICO	0	0	88	589
	CHILE	19 127	52 260	2 714	16 629
	ARGENTINA	2 348	12 497	906	4 382
	BAHAMAS	57	482	0	0
	UNITED KINGDOM	282	1 701	399	2 806
	NETHERLANDS	1 817	25 104	0	0
	FRANCE	43 019	322 213	42 536	539 766
	GERMANY, FED. REP. OF	404	2 201	266	910
	IRELAND	745	5 269	165	1 227
	ITALY	33 749	170 248	16 065	93 061
	SPAIN	1 519	5 237	702	3 466
	PORTUGAL	11 261	27 825	4 847	14 988
	HUNGARY	18	90	26	588
	POLAND	0	0	115	825
	SUB TOTAL	**244 832**	**1 293 819**	**162 646**	**1 276 257 ***
2204302000	**OTHER GRAPE MUST, ALCOHOLIC STRENGTH BYVOLUME > 15%**				
11211	JAPAN	378	1 547	938	7 708
	SINGAPORE	4 074	29 354	1 613	10 629
	UNITED KINGDOM	244	1 205	0	0
	NETHERLANDS	250	702	0	0
	FRANCE	261	3 862	57	364
	IRELAND	402	2 955	894	6 831
	ITALY	77	1 154	0	0
	PORTUGAL	0	0	138	424
	SUB TOTAL	**5 686**	**40 779**	**3 640**	**25 956 ***
2205101000	**VERMOUTH & OTH WINE,IN CONTAINER <=2 L,ALCOHOLIC STRENGTH BY VOLUME <= 15%**				
11213	GERMANY, FED. REP. OF	60	552	0	0
	ITALY	4	70	58	444
	PORTUGAL	0	0	10	120
	SUB TOTAL	**64**	**622**	**68**	**564 ***
2205102000	**VERMOUTH & OTH WINE,IN CONTAINER <=2 L,ALCOHOLIC STRENGTH BY VOLUME > 15%**				
11213	UNITED KINGDOM	79	1 240	46	741
	GERMANY, FED. REP. OF	3 610	32 799	1 243	10 796
	ITALY	557	4 058	1 883	10 860
	PORTUGAL	0	0	4 632	9 466
	SUB TOTAL	**4 246**	**38 097**	**7 804**	**31 863 ***
2205902000	**VERMOUTH & OTH WINE,IN CONTAINER > 2 L,ALCOHOLIC STRENGTH BY VOLUME > 15%**				
11213	UNITED KINGDOM	80	150	0	0
	ITALY	16	300	0	0
	SUB TOTAL	**96**	**450**	**0**	**0 ***
2206002000	**SAKE (RICE WINE)**				
11220	JAPAN	0	0	15 777	51 476
	CHINA	28 200	95 880	14 000	47 600
	SUB TOTAL	**28 200**	**95 880**	**29 777**	**99 076 ***
2206009900	**OTHER FERMENTED BEVERAGES,INCLUDING**				
11220	JAPAN	0	0	14	235
	TAIWAN	2	32	0	0
	SINGAPORE	0	0	2 050	5 037
	SUB TOTAL	**2**	**32**	**2 064**	**5 272 ***
2207100000	**UNDENATURED ETHYLALCOHOL OF ALCOHOLIC**				
51215	CHINA	0	0	8 700	28 950
	SINGAPORE	68 718	122 993	99 545	147 905
	MALAYSIA	0	0	13 731	59 020
	VIET NAM	0	0	1 574 560	1 226 195
	UNITED STATES	3 121	19 400	0	0
	GERMANY, FED. REP. OF	41 614	485 904	35 875	389 079
	SUB TOTAL	**113 453**	**628 297**	**1 732 411**	**1 851 149 ***

http://www.bps.go.id

HS / SITC	COMMODITY DESCRIPTION / COUNTRY OF ORIGIN	JANUARY - DECEMBER 2015		JANUARY - DECEMBER 2016	
		NET WEIGHT (KG)	CIF VALUE (US$)	NET WEIGHT (KG)	CIF VALUE (US$)
2207201100	**ETHYL ALCOHOL OF AN ALCOHOLIC STRENGTH**				
51216	JAPAN	0	0	18	411
	KOREA, REPUBLIC OF	0	0	6	82
	THAILAND	0	0	1 773	6 977
	SINGAPORE	0	0	16 881	22 272
	PAKISTAN	17 481	20 488	19 273	20 095
	SAUDI ARABIA	3 176	4 112	0	0
	NEW ZEALAND	338	297	0	0
	UNITED STATES	58	57	0	0
	GERMANY, FED. REP. OF	5	64	0	0
	SWITZERLAND	0	0	2	223
	SUB TOTAL	**21 058**	**25 018**	**37 953**	**50 060 ***
2207201900	**OTH DENATURED ETHYL ALCOHOL, INCLUDING**				
51216	JAPAN	451	4 753	413	13 939
	AUSTRALIA	0	0	10	110
	CANADA	0	0	1	15
	UNITED KINGDOM	0	0	13	1 052
	SUB TOTAL	**451**	**4 753**	**437**	**15 116 ***
2207209000	**OTHER ETHYL ALCOHOL AND OTHER SPIRITS**				
51216	UNITED STATES	13	1 928	3	174
	SWITZERLAND	1	12	2	28
	SUB TOTAL	**14**	**1 940**	**5**	**202 ***
2208205000	**BRANDY**				
11242	SEYCHELLES	0	0	8	259
	UNITED STATES	35	277	0	0
	MEXICO	0	0	608	4 209
	FRANCE	10 490	197 219	8 679	183 461
	ITALY	65	509	0	0
	PORTUGAL	7	144	0	0
	SUB TOTAL	**10 597**	**198 149**	**9 295**	**187 929 ***
2208209000	**OTHER SPIRITS OBTAINED BY DISTILLING**				
11242	AUSTRALIA	54	364	0	0
	MEXICO	250	1 710	143	654
	UNITED KINGDOM	1 432	10 737	1 214	10 609
	NETHERLANDS	1 281	9 706	296	2 029
	FRANCE	56 987	617 895	59 472	812 502
	GERMANY, FED. REP. OF	997	22 375	270	2 008
	IRELAND	24	393	0	0
	ITALY	64	472	0	0
	SUB TOTAL	**61 089**	**663 652**	**61 395**	**827 802 ***
2208300000	**WHISKIES**				
11241	JAPAN	2 467	27 667	6 773	112 434
	HONG KONG	1 667	25 087	484	8 508
	KOREA, REPUBLIC OF	45	572	0	0
	TAIWAN	0	0	527	14 400
	CHINA	6	119	3 643	46 864
	SINGAPORE	129 420	1 368 861	394 033	2 110 168
	INDIA	53	998	348	5 897
	SRI LANKA	4	84	0	0
	IRAN (ISLAMIC REPUBLIC OF)	0	0	181	934
	BOTSWANA	0	0	6	178
	GUINEA	0	0	290	990
	SEYCHELLES	6 655	47 679	57 696	673 881
	AUSTRALIA	5 820	20 268	13 816	41 899
	NEW ZEALAND	69	471	80	976
	UNITED STATES	54 788	523 045	57 882	526 275
	CANADA	2 015	16 562	1 061	11 125
	MEXICO	5 996	36 208	13 840	146 675
	CUBA	110	1 346	55	1 498
	ARGENTINA	0	0	81	664
	BRAZIL	72	529	0	0
	BAHAMAS	320	2 201	21	353
	JAMAICA	24	480	43	707

http://www.bps.go.id

HS / SITC	COMMODITY DESCRIPTION / COUNTRY OF ORIGIN	JANUARY - DECEMBER 2015		JANUARY - DECEMBER 2016	
		NET WEIGHT (KG)	CIF VALUE (US$)	NET WEIGHT (KG)	CIF VALUE (US$)
	PUERTO RICO	82	1 213	205	1 706
	DOMINICAN REPUBLIC	0	0	79	1 167
	BARBADOS	0	0	29	479
	ANGUILLA	102	3 818	0	0
	BERMUDA	6	120	99	695
	UNITED KINGDOM	189 192	2 126 250	338 327	3 611 291
	NETHERLANDS	1 180	3 416	1 358	12 369
	FRANCE	16 803	213 018	32 906	337 670
	GERMANY, FED. REP. OF	867	3 311	2 087	15 447
	DENMARK	121	2 430	495	15 106
	SWEDEN	700	2 624	2 855	16 487
	FINLAND	27	103	0	0
	IRELAND	2 041	15 079	8 824	81 668
	ITALY	2 336	19 736	318	2 542
	SPAIN	193	1 138	0	0
	POLAND	529	2 681	226	1 786
	ARMENIA	6	93	0	0
	UKRAINE	480	18 369	3 920	38 789
	GEORGIA	0	0	309	1 468
	RUSSIA FEDERATION	1 083	8 869	309	2 281
	SUB TOTAL	**425 279**	**4 494 445**	**943 206**	**7 845 377 ***
2208400000	**RUM & OTH SPIRIT OBTAINED BY**				
11244	JAPAN	67	528	413	3 150
	SINGAPORE	1 534	7 786	833	5 122
	AUSTRALIA	4 795	18 886	13 498	70 592
	UNITED STATES	2 653	17 987	3 925	34 886
	CANADA	0	0	135	1 217
	MEXICO	711	2 793	70	991
	GUATEMALA	1 162	8 407	2 738	27 738
	CUBA	674	8 711	630	8 914
	VENEZUELA	0	0	28	913
	BRAZIL	399	2 921	0	0
	GUYANA	0	0	368	3 329
	BAHAMAS	263	1 942	159	1 861
	JAMAICA	2 097	15 639	915	14 058
	PUERTO RICO	3 411	23 644	3 512	26 880
	DOMINICAN REPUBLIC	0	0	248	2 260
	BARBADOS	40	888	17	488
	FRENCH GUIANA	0	0	37	258
	UNITED KINGDOM	9 601	72 335	8 378	57 831
	FRANCE	391	3 400	699	3 124
	GERMANY, FED. REP. OF	669	8 409	2 231	17 485
	ITALY	65	522	42	447
	SPAIN	0	0	639	4 806
	SUB TOTAL	**28 532**	**194 798**	**39 515**	**286 350 ***
2208500000	**GIN & GENEVA**				
11245	SINGAPORE	6 780	57 116	11 117	148 207
	INDIA	0	0	15	240
	SEYCHELLES	23	357	0	0
	AUSTRALIA	90	2 798	30	919
	AMERICAN SAMOA	188	1 111	0	0
	UNITED STATES	319	4 532	0	0
	MEXICO	344	1 167	446	2 566
	BRAZIL	3 453	18 663	0	0
	UNITED KINGDOM	40 274	293 250	42 619	333 960
	NETHERLANDS	143	1 655	60	2 160
	FRANCE	141	1 177	364	2 159
	GERMANY, FED. REP. OF	15	244	19	616
	IRELAND	230	1 853	235	1 787
	ITALY	424	1 370	81	595
	SPAIN	0	0	1 381	3 300
	UKRAINE	0	0	768	5 120
	SUB TOTAL	**52 424**	**385 293**	**57 135**	**501 629 ***
2208600000	**VODKA**				
11249	JAPAN	84	664	0	0
	SINGAPORE	11 325	94 403	21 629	105 296
	SEYCHELLES	0	0	16	369

http://www.bps.go.id

HS / SITC	COMMODITY DESCRIPTION / COUNTRY OF ORIGIN	JANUARY - DECEMBER 2015		JANUARY - DECEMBER 2016	
		NET WEIGHT (KG)	CIF VALUE (US$)	NET WEIGHT (KG)	CIF VALUE (US$)
	AUSTRALIA	0	0	272	2 060
	NEW ZEALAND	0	0	18	265
	AMERICAN SAMOA	201	1 188	0	0
	UNITED STATES	1	15	1 303	12 277
	CANADA	4 429	32 416	0	0
	MEXICO	378	1 820	306	3 000
	BRAZIL	6	90	0	0
	UNITED KINGDOM	47 442	243 300	12 358	97 854
	NETHERLANDS	7	103	0	0
	FRANCE	20 454	129 516	11 559	111 898
	GERMANY, FED. REP. OF	97	919	105	1 622
	DENMARK	2 655	18 499	3 570	32 649
	SWEDEN	16 703	200 202	17 439	251 278
	FINLAND	307	2 648	343	2 859
	IRELAND	0	0	247	2 582
	ITALY	1 013	7 222	1 763	15 590
	PORTUGAL	0	0	37	221
	ANDORRA	332	2 620	0	0
	POLAND	1 967	18 470	2 847	24 493
	RUSSIA FEDERATION	2 110	17 072	7 576	89 006
	SERBIA	272	2 363	387	2 613
	SUB TOTAL	**109 783**	**773 530**	**81 775**	**755 932 ***
2208700000	**LIQUEURS & CORDIALS**				
11249	JAPAN	0	0	13	111
	KOREA, REPUBLIC OF	44	364	0	0
	CHINA	317	6 551	410	6 340
	SINGAPORE	1 054	7 030	1 984	14 420
	SOUTH AFRICA	3 407	23 044	4 256	30 928
	AUSTRALIA	0	0	952	4 277
	UNITED STATES	4 159	27 885	863	6 314
	MEXICO	8 372	66 753	5 174	46 138
	UNITED KINGDOM	3 391	28 450	1 452	19 451
	NETHERLANDS	99	647	0	0
	FRANCE	8 447	72 913	4 567	44 354
	GERMANY, FED. REP. OF	1 027	7 584	4 622	19 642
	BELGIUM	733	6 974	0	0
	SWEDEN	0	0	76	2 573
	IRELAND	28 780	210 756	27 086	205 463
	ITALY	1 341	9 580	0	0
	ARMENIA	124	980	0	0
	SUB TOTAL	**61 295**	**469 511**	**51 455**	**400 011 ***
2208902000	**MEDICATED SAMSU OF ALCOHOLIC STRENGTH BYVOLUME > 40%**				
11249	JAPAN	0	0	8 560	58 174
	KOREA, REPUBLIC OF	0	0	44 135	60 000
	UNITED KINGDOM	0	0	4 468	9 055
	FRANCE	0	0	13 388	34 502
	POLAND	0	0	7 549	16 218
	SUB TOTAL	**0**	**0**	**78 100**	**177 949 ***
2208905000	**ARRACK,PINEAPPLE SPIRIT OF AN ALCOHOLICSTRENGTH BY VOLUME <= 40%**				
11249	SINGAPORE	0	0	74	181
	SUB TOTAL	**0**	**0**	**74**	**181 ***
2208907000	**BITTERS & SIMILAR BEVERAGES OF ANALCOHOLIC STRENGTH BY VOLUME <= 57%**				
11249	SINGAPORE	122	506	0	0
	INDIA	0	0	28	465
	ITALY	14	267	0	0
	SUB TOTAL	**136**	**773**	**28**	**465 ***
2208908000	**BITTERS & SIMILAR BEVERAGES OF ANALCOHOLIC STRENGTH BY VOLUME > 57%**				
11249	SINGAPORE	122	608	0	0
	UNITED KINGDOM	0	0	21	346
	ITALY	98	580	0	0
	SUB TOTAL	**220**	**1 188**	**21**	**346 ***

http://www.bps.go.id

HS / SITC	COMMODITY DESCRIPTION / COUNTRY OF ORIGIN	JANUARY - DECEMBER 2015		JANUARY - DECEMBER 2016	
		NET WEIGHT (KG)	CIF VALUE (US$)	NET WEIGHT (KG)	CIF VALUE (US$)
2208909000	**OTHER SPIRITUOUS BEVERAGES**				
11249	KOREA, REPUBLIC OF	0	0	5 184	7 488
	CHINA	329	5 291	1 093	22 122
	SINGAPORE	0	0	23 941	110 232
	AUSTRALIA	0	0	3 769	13 296
	UNITED STATES	1 661	11 596	230	1 871
	MEXICO	5 957	56 168	15 143	86 098
	JAMAICA	6 341	44 033	1 290	9 601
	BERMUDA	0	0	19	300
	UNITED KINGDOM	1 067	8 343	1 573	14 848
	NETHERLANDS	701	4 739	93	691
	FRANCE	0	0	562	8 328
	GERMANY, FED. REP. OF	378	3 613	1 323	10 944
	IRELAND	810	12 915	672	10 432
	ITALY	0	0	2 916	12 667
	ESTONIA	0	0	84	1 638
	SUB TOTAL	**17 244**	**146 698**	**57 892**	**310 556 ***
2209000000	**VINEGAR AND SUBSTITUTES FOR VINEGAROBTAINED FROM ACETIC ACID**				
09844	JAPAN	118 757	154 181	183 172	264 600
	HONG KONG	1 975	2 613	0	0
	KOREA, REPUBLIC OF	24 289	55 537	26 632	43 833
	TAIWAN	10 692	29 362	7 269	18 968
	CHINA	242 307	264 090	235 765	240 068
	THAILAND	96 000	64 056	96 000	60 000
	PHILIPPINES	8 000	16 650	0	0
	MALAYSIA	25 661	19 924	42 028	30 199
	TURKEY	13 444	28 875	4 695	10 990
	UNITED ARAB EMIRATES	0	0	180	115
	UNITED STATES	199 917	287 678	238 745	391 998
	FRANCE	15 221	48 196	17 191	43 143
	GERMANY, FED. REP. OF	1 753	3 908	3 428	7 952
	ITALY	51 604	171 327	64 306	201 741
	SPAIN	16 491	57 470	8 433	37 764
	SUB TOTAL	**826 111**	**1 203 867**	**927 844**	**1 351 371 ***
2301100000	**FLOURS, MEALS & PELLETS, OF MEAT / MEATOFFAL; GREAVES**				
08141	CHINA	0	0	942	1 463
	AUSTRALIA	1 250 976	739 691	3 661 861	2 496 952
	NEW ZEALAND	1 500 398	844 964	1 648 957	751 279
	UNITED STATES	67 561 689	44 753 176	49 138 662	27 278 963
	CANADA	743 860	398 337	0	0
	SUB TOTAL	**71 056 923**	**46 736 168**	**54 450 422**	**30 528 657 ***
2301201000	**FLOURS,MEAL&PELLET,OF FISH W/ A PROTEINCONTENT WEIGHT <60% /CRUSTACEAN,MOLLUS**				
08142	JAPAN	17 999	16 380	0	0
	KOREA, REPUBLIC OF	14 475 991	12 542 642	8 226 005	6 778 972
	TAIWAN	123 998	161 960	100 000	98 000
	THAILAND	599 998	780 700	0	0
	VIET NAM	1 396 811	1 238 413	1 271 000	1 132 448
	PAKISTAN	0	0	353 000	332 875
	MAURITANIA	160 000	300 800	0	0
	FIJI	0	0	160 840	159 232
	ARGENTINA	110 100	162 398	0	0
	URUGUAY	25 000	59 750	175 000	417 375
	UNITED KINGDOM	0	0	50	810
	NORWAY	60 000	142 750	175 000	410 925
	SUB TOTAL	**16 969 897**	**15 405 793**	**10 460 895**	**9 330 637 ***
2301202000	**FLOURS,MEAL&PELLET,OF FISH W/ A PROTEINCONTENT WEIGHT >=60% /CRUSTACEAN, MOLL**				
08142	KOREA, REPUBLIC OF	37 999	32 794	38 000	29 640
	CHINA	0	0	20 000	22 600
	THAILAND	1 689 997	2 264 500	5 356 390	6 474 321
	MALAYSIA	409 150	449 807	1 080 000	1 727 200
	VIET NAM	3 616 849	3 697 294	5 154 158	6 060 772
	INDIA	1 584 998	2 600 085	300 000	500 559
	ANGOLA	0	0	60 000	89 100
	MAURITANIA	119 998	228 600	353 040	500 295
	SEYCHELLES	0	0	160 000	193 400

http://www.bps.go.id

HS / SITC	COMMODITY DESCRIPTION / COUNTRY OF ORIGIN	JANUARY - DECEMBER 2015		JANUARY - DECEMBER 2016	
		NET WEIGHT (KG)	CIF VALUE (US$)	NET WEIGHT (KG)	CIF VALUE (US$)
	SOUTH AFRICA	52 800	89 760	0	0
	MAURITIUS	159 999	338 400	80 532	133 879
	NEW ZEALAND	166 470	406 438	312 300	672 145
	FIJI	0	0	100 020	99 020
	SOLOMON ISLANDS	100 000	125 500	80 000	93 500
	UNITED STATES	323 095	574 390	752 944	1 014 328
	MEXICO	401 325	586 890	177 435	216 483
	CHILE	2 513 229	4 049 511	5 665 760	9 685 625
	ARGENTINA	440 000	649 000	0	0
	ECUADOR	500 517	1 048 090	932 945	1 883 516
	PERU	5 869 049	10 478 564	6 911 105	12 031 286
	NETHERLANDS	0	0	19 000	22 680
	DENMARK	461 260	1 036 649	0	0
	NORWAY	205 420	444 982	0	0
	SUB TOTAL	**18 652 155**	**29 101 254**	**27 553 629**	**41 450 349 ***
2301209000	**OTH FLOURS,MEALS&PELLETS UNFIT FOR HUMANCONSUMPSION**				
08142	JAPAN	920 396	1 077 810	779 180	853 465
	KOREA, REPUBLIC OF	13 917 971	12 076 923	9 363 054	7 636 089
	TAIWAN	668 797	664 008	2 341	22 307
	CHINA	0	0	100 000	131 620
	THAILAND	1 479 998	1 743 700	2 334 354	1 392 468
	MALAYSIA	1 508 765	1 658 706	520 890	574 067
	VIET NAM	4 688 465	5 307 849	4 653 363	4 606 215
	MAURITANIA	515 000	1 069 850	0	0
	SEYCHELLES	0	0	200 000	228 000
	MAURITIUS	99 704	174 482	0	0
	FIJI	0	0	160 010	158 410
	SOLOMON ISLANDS	379 998	485 500	300 000	350 900
	UNITED STATES	1 187 342	654 716	6 128 142	3 006 106
	CHILE	350 000	614 785	917 590	1 764 982
	ARGENTINA	558 998	708 377	317 620	393 944
	PERU	378 220	689 732	1 081 890	1 714 173
	DENMARK	1 031 960	2 430 786	0	0
	NORWAY	725 999	1 750 045	500 060	1 352 200
	SUB TOTAL	**28 411 613**	**31 107 269**	**27 358 494**	**24 184 946 ***
2302100000	**BRAN, SHARPS AND OTHER RESIDUES OF MAIZE(CORN)**				
08124	JAPAN	0	0	1 000	4 077
	MALAYSIA	346 758	257 445	26 490	9 174
	UNITED STATES	1 290 532	308 612	1 436 410	310 011
	SUB TOTAL	**1 637 290**	**566 057**	**1 463 900**	**323 262 ***
2302300000	**BRAN, SHARPS AND OTHER RESIDUES OF WHEAT**				
08126	JAPAN	700 323	248 266	0	0
	SINGAPORE	444 900	91 034	457 300	91 919
	INDIA	213 860	53 037	0	0
	TURKEY	0	0	1 940 000	388 000
	UNITED STATES	14 840	34 300	244 827	79 134
	PANAMA	0	0	110 000	22 000
	BRAZIL	0	0	1 294 970	234 390
	UNITED KINGDOM	490 000	108 266	0	0
	GERMANY, FED. REP. OF	16 808	30 639	0	0
	POLAND	114 495	175 686	93 660	149 685
	MOLDOVA, REPUBLIC OF	1 061 585	236 182	487 420	108 704
	UKRAINE	3 087 748	666 414	1 031 290	229 998
	SUB TOTAL	**6 144 559**	**1 643 824**	**5 659 467**	**1 303 830 ***
2302409000	**BRAN, SHARPS AND OTHER RESIDUES OF OTHCEREALS**				
08129	VIET NAM	154 989	50 217	0	0
	NETHERLANDS	14 999	10 952	16 250	9 209
	SWEDEN	3 960	73 429	0	0
	POLAND	40	65	0	0
	SUB TOTAL	**173 988**	**134 663**	**16 250**	**9 209 ***
2302500000	**BRAN, SHARPS AND OTHER RESIDUES OFLEGUMINOUS PLANTS**				
08123	INDIA	2 485 290	700 255	0	0
	PAKISTAN	0	0	100 000	29 093

http://www.bps.go.id

HS / SITC	COMMODITY DESCRIPTION / COUNTRY OF ORIGIN	JANUARY - DECEMBER 2015		JANUARY - DECEMBER 2016	
		NET WEIGHT (KG)	CIF VALUE (US$)	NET WEIGHT (KG)	CIF VALUE (US$)
	GERMANY, FED. REP. OF	23 985	26 055	37 800	41 580
	SPAIN	843 997	456 285	911 685	505 974
	SUB TOTAL	**3 353 272**	**1 182 595**	**1 049 485**	**576 647 ***
2303101000	**RESIDUES OF STARCH MANUFACTURE OF MANIOC(CASSAVA) OR SAGO**				
08151	THAILAND	62 740	139 328	10 028 000	1 388 281
	VIET NAM	0	0	1 860 492	230 437
	SUB TOTAL	**62 740**	**139 328**	**11 888 492**	**1 618 718 ***
2303109000	**OTHER RESIDUES OF STARCH AND SIMILARRESIDUES**				
08151	JAPAN	154 021	119 567	0	0
	KOREA, REPUBLIC OF	918 400	672 357	0	0
	CHINA	76 731 239	51 360 835	107 674 133	59 065 111
	SINGAPORE	445 211	350 475	0	0
	MALAYSIA	0	0	31 255	251 945
	INDIA	2 955 425	2 204 139	2 567 785	1 519 597
	AUSTRALIA	51	651	0	0
	UNITED STATES	143 428 189	108 941 199	182 775 440	114 110 035
	CANADA	0	0	156 828	94 954
	NETHERLANDS	16 526 228	13 861 517	0	0
	FRANCE	118 600	264 007	80 000	176 800
	CZECH REPUBLIC	6 492	4 476	0	0
	SUB TOTAL	**241 283 856**	**177 779 223**	**293 285 441**	**175 218 442 ***
2303300000	**BREWING OR DISTILLING DREGS AND WASTE**				
08153	JAPAN	164 650	24 626	344 750	56 983
	CHINA	0	0	464 116	98 905
	MALAYSIA	75 000	21 750	0	0
	VIET NAM	369 880	84 783	20 000	3 300
	INDIA	77 407	30 189	0	0
	AUSTRALIA	12 600 836	2 923 549	27 078 285	4 431 421
	UNITED STATES	237 743 928	62 596 960	322 825 399	68 942 748
	CANADA	8 093 173	2 332 659	0	0
	ARGENTINA	14 919 200	4 041 670	4 681 820	964 671
	PARAGUAY	0	0	2 122 000	432 413
	NORFOLK ISLANDS	0	0	207 835	164 190
	NETHERLANDS	51 111	16 049	0	0
	SUB TOTAL	**274 095 185**	**72 072 235**	**357 744 205**	**75 094 631 ***
2304001000	**DEFALTED SOYA BEEN FLOUR, FIT FOR HUMANCONSUMPSION**				
08131	CHINA	82 000	105 750	12 500	30 000
	SINGAPORE	264 990	116 150	473 640	238 005
	VIET NAM	0	0	2	5
	INDIA	5 269 145	3 740 400	4 805 230	3 352 297
	BRAZIL	104 999	102 359	0	0
	SUB TOTAL	**5 721 134**	**4 064 659**	**5 291 372**	**3 620 307 ***
2304009000	**OIL-CAKE & OTHER SOLID RESIDUES, FROMEXTRACTION OF SOYABEAN OIL**				
08131	KOREA, REPUBLIC OF	0	0	10 000	7 000
	TAIWAN	1 455 999	1 661 688	1 908 710	2 041 061
	CHINA	881 797	599 819	36 974 180	15 639 363
	SINGAPORE	0	0	2 168 514	705 722
	MALAYSIA	655 292	348 577	103 517	60 868
	VIET NAM	6 786 090	2 220 674	2 251 710	759 089
	INDIA	5 049 082	2 609 089	563 550	284 836
	PAKISTAN	114 220	30 029	0	0
	UNITED ARAB EMIRATES	0	0	51 000	8 415
	UNITED STATES	88 048 381	43 856 893	9 134 852	3 776 301
	CANADA	64 025	48 525	41 725	30 230
	PANAMA	0	0	39 665 340	16 119 725
	ARGENTINA	1 905 588 474	820 117 302	2 419 702 074	933 517 892
	BRAZIL	2 088 231 666	935 158 414	1 318 390 010	527 152 347
	URUGUAY	0	0	32 796 998	12 709 133
	PARAGUAY	7 958 723	3 254 678	142 760 523	57 408 545
	DENMARK	50 000	55 350	25 000	21 100
	SUB TOTAL	**4 104 883 749**	**1 809 961 038**	**4 006 547 703**	**1 570 241 627 ***

http://www.bps.go.id

HS / SITC	COMMODITY DESCRIPTION / COUNTRY OF ORIGIN	JANUARY - DECEMBER 2015		JANUARY - DECEMBER 2016	
		NET WEIGHT (KG)	CIF VALUE (US$)	NET WEIGHT (KG)	CIF VALUE (US$)
2305000000	**OIL-CAKE & OTHER SOLID RESIDUES,FROMEXTRACTION OF GROUND-NUT OIL**				
08132	UNITED STATES	0	0	104 920	22 558
	SUB TOTAL	**0**	**0**	**104 920**	**22 558 ***
2306100000	**OIL-CAKE AND OTHER SOLID RESIDUES OFCOTTON SEEDS**				
08133	INDIA	39 260	14 920	0	0
	SUB TOTAL	**39 260**	**14 920**	**0**	**0 ***
2306300000	**OIL-CAKE AND OTHER SOLID RESIDUES OFSUNFLOWER SEEDS**				
08135	CHINA	73 050	52 636	0	0
	UNITED STATES	1 381 878	475 588	538 760	138 683
	ROMANIA	0	0	318 400	85 331
	UKRAINE	656 350	214 410	652 770	193 937
	SUB TOTAL	**2 111 278**	**742 634**	**1 509 930**	**417 951 ***
2306411000	**OIL-CAKE AND OTHER SOLID RESIDUES OF LOWERUCIC ACID RAPE SEEDS**				
08136	CHINA	0	0	85 420	22 807
	MALAYSIA	120 000	46 620	0	0
	INDIA	2 021 140	605 187	0	0
	PAKISTAN	2 784 769	874 090	0	0
	UNITED ARAB EMIRATES	9 161 757	3 132 334	3 634 200	1 128 001
	AUSTRALIA	53 140	18 865	2 491 220	859 359
	UNITED STATES	1 047 813	379 891	14 131 380	4 719 342
	CANADA	0	0	533 100	143 937
	SUB TOTAL	**15 188 619**	**5 056 987**	**20 875 320**	**6 873 446 ***
2306412000	**OIL-CAKE AND OTHER SOLID RESIDUES OF LOWERUCIC ACID COLZA SEEDS**				
08136	UNITED ARAB EMIRATES	372 150	126 287	203 260	68 769
	UNITED STATES	104 235	33 251	0	0
	SUB TOTAL	**476 385**	**159 538**	**203 260**	**68 769 ***
2306491000	**OIL-CAKE AND OTHER SOLID RESIDUES OF OTHRAPE SEEDS**				
08136	CHINA	86 070	23 128	0	0
	INDIA	54 557 562	16 213 380	4 275 338	1 452 553
	PAKISTAN	3 721 763	1 043 022	1 106 520	346 600
	UNITED ARAB EMIRATES	0	0	382 500	127 755
	CANADA	0	0	416 500	118 331
	SUB TOTAL	**58 365 395**	**17 279 530**	**6 180 858**	**2 045 239 ***
2306492000	**OIL-CAKE AND OTHER SOLID RESIDUES OF OTHCOLZA SEEDS**				
08136	INDIA	201 198	52 508	147 000	47 775
	PAKISTAN	60 000	14 398	0	0
	UNITED STATES	0	0	3	1 541
	SUB TOTAL	**261 198**	**66 906**	**147 003**	**49 316 ***
2306500000	**OIL-CAKE AND OTHER SOLID RESIDUES OFCOCONUT/COPRA**				
08137	SINGAPORE	1 145 000	92 155	1 220 000	74 523
	SUB TOTAL	**1 145 000**	**92 155**	**1 220 000**	**74 523 ***
2306600000	**OIL-CAKE AND OTHER SOLID RESIDUES OFPALM NUTS OR KERNELS**				
08138	INDONESIA	18 000	2 646	0	0
	SUB TOTAL	**18 000**	**2 646**	**0**	**0 ***
2306901000	**OIL-CAKE AND OTHER SOLID RESIDUES OFMAIZE (CORN) GERM**				
08139	CHINA	3 099 999	2 072 444	4 731 638	2 577 080
	UNITED STATES	16 405 910	11 737 365	8 769 089	5 497 765
	SUB TOTAL	**19 505 909**	**13 809 809**	**13 500 727**	**8 074 845 ***
2306909000	**OTHER OIL-CAKE AND OTHER SOLID RESIDUES**				
08139	CHINA	18 779 138	3 427 898	18 582 950	3 117 990
	THAILAND	105 000	20 475	0	0
	INDIA	282 849	71 546	147 000	47 775
	UNITED ARAB EMIRATES	80 349	30 131	0	0

http://www.bps.go.id

HS / SITC	COMMODITY DESCRIPTION / COUNTRY OF ORIGIN	JANUARY - DECEMBER 2015		JANUARY - DECEMBER 2016	
		NET WEIGHT (KG)	CIF VALUE (US$)	NET WEIGHT (KG)	CIF VALUE (US$)
	UNITED STATES	18 144	10 394	0	0
	RUSSIA FEDERATION	0	0	200 000	34 000
	SUB TOTAL	**19 265 480**	**3 560 444**	**18 929 950**	**3 199 765 ***
2307000000	**WINE LEES; ARGOL**				
08194	THAILAND	0	0	10 000	14 000
	AUSTRALIA	0	0	98	1 636
	SUB TOTAL	**0**	**0**	**10 098**	**15 636 ***
2308000000	**VEGETABLE MATERIALS AND WASTE, RESIDUESOF A KIND USED IN ANIMAL FEEDING**				
08119	HONG KONG	0	0	21	216
	KOREA, REPUBLIC OF	0	0	362	1 919
	CHINA	116 999	142 077	215 500	196 598
	INDIA	563 795	136 952	267 950	85 874
	AUSTRALIA	112 997	46 936	88 682	35 269
	UNITED STATES	1 520	11 567	637 334	315 148
	SUB TOTAL	**795 311**	**337 532**	**1 209 849**	**635 024 ***
2309101000	**DOG OR CAT FOOD, PUT UP FOR RETAIL SALE,CONTAINING MEAT**				
08195	KOREA, REPUBLIC OF	105 757	237 098	23 490	47 038
	CHINA	80 999	85 860	154 831	214 815
	THAILAND	28 914 041	29 569 322	28 479 186	31 205 885
	AUSTRALIA	732 380	1 058 852	1 570 629	2 741 246
	UNITED STATES	3 051 112	4 389 418	2 018 698	3 282 427
	CANADA	101 247	134 003	125 881	150 757
	BRAZIL	738 007	1 513 301	982 733	1 898 933
	NETHERLANDS	0	0	23 535	31 991
	GERMANY, FED. REP. OF	112 048	179 873	282 449	522 681
	ITALY	0	0	189 667	159 832
	LITHUANIA	0	0	40 955	65 995
	MALTA	17 004	30 449	0	0
	SUB TOTAL	**33 852 595**	**37 198 176**	**33 892 054**	**40 321 600 ***
2309109000	**DOG OR CAT FOOD, PUT UP FOR RETAIL SALE,NOT CONTAINING MEAT**				
08195	JAPAN	120	3 245	0	0
	KOREA, REPUBLIC OF	111 640	166 385	182 330	270 227
	TAIWAN	99 990	48 728	0	0
	CHINA	74 262	114 869	57 034	189 114
	THAILAND	7 589 093	6 991 881	7 529 846	7 731 527
	MALAYSIA	0	0	165 180	229 998
	VIET NAM	11 002	12 059	38 207	44 638
	AUSTRALIA	74 557	91 095	2 039	3 326
	UNITED STATES	1 639 570	3 060 574	1 456 458	2 700 561
	CANADA	80 879	199 523	59 115	169 362
	MEXICO	85 881	105 208	96 600	124 545
	BRAZIL	604 946	698 212	160 042	281 279
	NETHERLANDS	0	0	22 572	33 130
	FRANCE	2 494 598	5 988 210	19 709 698	7 383 026
	GERMANY, FED. REP. OF	234 477	321 822	336 198	563 671
	AUSTRIA	66 058	196 429	582 442	329 248
	BELGIUM	55 678	117 957	185 151	197 388
	ITALY	311 179	277 227	181 901	364 051
	SPAIN	114 344	77 256	20 168	16 190
	CZECH REPUBLIC	66 340	74 495	85 619	168 711
	SUB TOTAL	**13 714 614**	**18 545 175**	**30 870 600**	**20 799 992 ***
2309901100	**COMPLETE FEED OF A KIND SUITABLE FORPOULTRY**				
08199	TAIWAN	1 406 580	797 384	1 466 418	481 518
	CHINA	111 500	95 755	105 500	91 208
	THAILAND	95	116	0	0
	SINGAPORE	3 788	14 447	23	115
	AUSTRALIA	243 130	210 448	260 990	180 297
	NEW ZEALAND	712 628	683 693	507 245	367 870
	UNITED STATES	0	0	202 858	80 577
	FRANCE	0	0	1 218	10 772
	SUB TOTAL	**2 477 721**	**1 801 843**	**2 544 252**	**1 212 357 ***

http://www.bps.go.id

HS / SITC	COMMODITY DESCRIPTION / COUNTRY OF ORIGIN	JANUARY - DECEMBER 2015		JANUARY - DECEMBER 2016	
		NET WEIGHT (KG)	CIF VALUE (US$)	NET WEIGHT (KG)	CIF VALUE (US$)
2309901200	**COMPLETE FEED OF A KIND SUITABLE FORSWINE**				
08199	SINGAPORE	38 282 947	18 599 286	37 663 827	18 399 869
	GERMANY, FED. REP. OF	20 000	25 858	0	0
	SUB TOTAL	**38 302 947**	**18 625 144**	**37 663 827**	**18 399 869** *
2309901300	**COMPLETE FEED OF A KIND SUITABLE FORPRAWNS**				
08199	JAPAN	110 139	239 729	102 036	309 832
	KOREA, REPUBLIC OF	4 346 000	3 686 276	12 097 200	9 893 982
	TAIWAN	98 248	133 865	97 902	139 077
	CHINA	348 874	177 998	627 626	298 292
	THAILAND	357 695	716 317	1 080 973	1 209 663
	SINGAPORE	236 000	232 612	0	0
	MALAYSIA	350	6 050	4 137	37 400
	VIET NAM	593 175	529 854	2 492 389	2 279 502
	INDONESIA	1 046 000	960 458	0	0
	UNITED STATES	68 942	673 008	74 172	714 557
	FRANCE	7 582	55 895	21 936	235 238
	SUB TOTAL	**7 213 005**	**7 412 062**	**16 598 371**	**15 117 543** *
2309901400	**COMPLETE FEED OF A KIND SUITABLE FORPRIMATES**				
08199	THAILAND	0	0	15 600	17 290
	UNITED STATES	43 200	45 043	0	0
	SUB TOTAL	**43 200**	**45 043**	**15 600**	**17 290** *
2309901900	**OTHER COMPLETE FEED**				
08199	JAPAN	260 384	505 576	306 555	995 681
	KOREA, REPUBLIC OF	143 300	419 181	131 027	343 079
	TAIWAN	2 984	30 296	8 695	37 473
	CHINA	867 107	1 207 994	387 265	714 240
	THAILAND	653 245	728 280	453 467	516 714
	VIET NAM	427 896	365 276	3 291 536	2 896 609
	INDONESIA	12 000	29 152	0	0
	AUSTRALIA	53 999	52 380	0	0
	UNITED STATES	195 310	152 236	90 114	64 675
	NETHERLANDS	338 624	224 629	405 525	331 192
	FRANCE	3 000	1 915	26	311
	GERMANY, FED. REP. OF	26 750	285 080	50 542	542 908
	ITALY	0	0	3 379	6 960
	SUB TOTAL	**2 984 599**	**4 001 995**	**5 128 131**	**6 449 842** *
2309902000	**PREMIXES, FEED SUPPLEMENTS AND FEEDADDITIVES FOR ANIMAL**				
08199	HONG KONG	0	0	60	5 580
	KOREA, REPUBLIC OF	240 339	1 954 709	554 102	2 215 645
	TAIWAN	148 520	806 985	257 000	1 361 031
	CHINA	8 879 628	21 387 677	9 213 114	23 656 844
	THAILAND	1 298 198	4 792 420	1 292 312	3 663 274
	SINGAPORE	5 298 155	16 224 171	6 341 195	17 489 319
	PHILIPPINES	1 790	9 263	0	0
	MALAYSIA	1 980 732	3 740 376	2 303 690	7 591 873
	VIET NAM	24 408	111 150	53 376	286 643
	INDIA	413 002	885 524	328 950	718 148
	SOUTH AFRICA	24 000	12 984	48 000	25 968
	AUSTRALIA	10 080	126 000	25 200	315 000
	UNITED STATES	7 462 814	30 585 951	6 027 913	30 301 832
	CANADA	100 400	4 713 600	69 600	3 296 800
	BRAZIL	529 100	2 140 100	647 300	2 108 116
	COLOMBIA	425 000	402 847	0	0
	UNITED KINGDOM	298 747	8 974 944	212 785	3 302 039
	NETHERLANDS	4 012 014	3 914 910	4 348 101	4 017 957
	FRANCE	3 250 370	15 454 998	3 109 336	15 922 521
	GERMANY, FED. REP. OF	1 350 838	2 389 901	556 000	1 139 055
	AUSTRIA	8 580	95 424	67 940	204 676
	BELGIUM	2 846 848	6 126 411	1 692 901	6 289 802
	SWITZERLAND	3 000	49 811	11 001	120 228
	NORWAY	153 000	231 969	189 000	321 183
	FINLAND	98 100	446 160	106 400	475 040
	ITALY	20 000	128 502	192 600	964 067
	SPAIN	818 171	1 661 637	784 330	2 856 331
	BULGARIA	986 504	4 312 323	1 088 000	5 363 857

http://www.bps.go.id

HS / SITC	COMMODITY DESCRIPTION / COUNTRY OF ORIGIN	JANUARY - DECEMBER 2015		JANUARY - DECEMBER 2016	
		NET WEIGHT (KG)	CIF VALUE (US$)	NET WEIGHT (KG)	CIF VALUE (US$)
	SLOVAKIA	525 000	281 010	502 650	258 582
	CZECH REPUBLIC	0	0	24 980	134 892
	RUSSIA FEDERATION	10 200	34 221	18 400	62 012
	SUB TOTAL	**41 217 538**	**131 995 978**	**40 066 236**	**134 468 315 ***
2309903000	**OTHER PREPARATIONS OF A KIND USED INANIMAL FEEDING, CONTAINING MEAT**				
08199	HONG KONG	0	0	60 840	23 423
	CHINA	0	0	60 760	39 190
	SINGAPORE	0	0	975 863	397 803
	AUSTRALIA	110 039 791	60 265 843	85 108 831	40 706 643
	NEW ZEALAND	77 926 930	43 074 638	87 318 948	41 330 353
	UNITED STATES	115 415 815	65 351 818	237 767 294	113 606 410
	CANADA	9 126 602	5 242 022	0	0
	UNITED KINGDOM	95 050	45 149	0	0
	NETHERLANDS	12 284	14 669	0	0
	GERMANY, FED. REP. OF	67 175	241 893	1 756 760	1 036 837
	BELGIUM	36 371	495 437	34 756	405 523
	POLAND	5 600	35 693	0	0
	SUB TOTAL	**312 725 618**	**174 767 162**	**413 084 052**	**197 546 182 ***
2309909000	**OTHER PREPARATIONS OF A KIND USED INANIMAL FEEDING, NOT CONTAINING MEAT**				
08199	JAPAN	0	0	17 487	77 296
	KOREA, REPUBLIC OF	789 609	3 118 435	1 097 707	2 438 505
	TAIWAN	1 186	10 986	11 499	37 122
	CHINA	215 998	120 396	276 625	189 510
	THAILAND	2 365 996	1 977 280	1 583 200	1 338 710
	SINGAPORE	647	2 260	109 190	173 815
	MALAYSIA	0	0	61 236	118 398
	VIET NAM	391 600	330 616	858 000	720 588
	AUSTRALIA	11 122 518	6 324 652	20 591 330	13 704 972
	NEW ZEALAND	14 688 057	8 458 481	3 907 103	1 878 852
	UNITED STATES	129 140 628	86 542 455	115 106 335	67 016 197
	CANADA	2 714 704	1 686 639	110 050	136 704
	ARGENTINA	25 120	123 637	29 930	218 721
	UNITED KINGDOM	0	0	16	9 031
	NETHERLANDS	500	5 420	4 000	39 000
	FRANCE	41 000	184 528	17 625	26 897
	GERMANY, FED. REP. OF	57 690	146 698	1 431 212	2 002 356
	BELGIUM	24 006	133 014	27 746	82 652
	NORWAY	0	0	263 780	200 473
	ITALY	1 500	11 609	9 345	65 920
	SPAIN	0	0	5 000	84 475
	CZECH REPUBLIC	3 000	7 500	24 000	69 600
	SUB TOTAL	**161 583 759**	**109 184 606**	**145 542 416**	**90 629 794 ***
2401101000	**VIRGINIA TOBACCO, NOT STEMMED/STRIPPED,FLUE-CURED**				
12110	CHINA	220 571	1 136 476	841 200	4 072 455
	PHILIPPINES	0	0	39 006	179 428
	VIET NAM	32 990	112 166	262 649	840 509
	INDIA	0	0	62 370	250 727
	TURKEY	0	0	128 251	489 797
	ZIMBABWE	158 400	799 920	0	0
	UNITED STATES	138 600	1 055 340	121 050	862 082
	MEXICO	1 484	51 873	8 900	315 190
	CUBA	0	0	1 562	19 256
	BRAZIL	95 227	1 003 501	178 447	4 120 575
	COLOMBIA	0	0	1 550	49 913
	ECUADOR	73 498	2 431 917	189 285	7 788 264
	DOMINICAN REPUBLIC	15 305	397 867	32 335	963 765
	EL SALVADOR	38 751	1 399 478	0	0
	DOMINICA	0	0	6 299	149 875
	GERMANY, FED. REP. OF	247	10 350	0	0
	BELGIUM	0	0	8 576	216 994
	GREECE	45 068	297 449	30 240	187 488
	POLAND	0	0	24	209
	CROATIA	96 000	432 000	0	0
	RUSSIA FEDERATION	16 257	25 198	0	0
	SUB TOTAL	**932 398**	**9 153 535**	**1 911 744**	**20 506 527 ***

http://www.bps.go.id

HS / SITC	COMMODITY DESCRIPTION / COUNTRY OF ORIGIN	JANUARY - DECEMBER 2015		JANUARY - DECEMBER 2016	
		NET WEIGHT (KG)	CIF VALUE (US$)	NET WEIGHT (KG)	CIF VALUE (US$)
2401102000	**VIRGINIA TOBACCO, NOT STEMMED/STRIPPED,NOT FLUE-CURED**				
12110	UNITED STATES	0	0	61	662
	SUB TOTAL	**0**	**0**	**61**	**662 ***
2401104000	**BURLEY TOBACCO, NOT STEMMED/STRIPPED**				
12110	CAMBODIA	0	0	48 000	192 000
	MOZAMBIQUE	9 200	65 412	0	0
	UGANDA	0	0	1	1
	MALAWI	5 940	37 957	0	0
	BRAZIL	4 800	38 304	0	0
	ITALY	297 146	1 479 161	0	0
	SUB TOTAL	**317 086**	**1 620 834**	**48 001**	**192 001 ***
2401105000	**OTH TOBACCO, NOT STEMMED/STRIPPED,FLUE-CURED**				
12110	CHINA	610 400	2 590 436	702 600	3 137 801
	TURKEY	83 215	471 424	0	0
	GREECE	53 507	331 153	0	0
	BULGARIA	1 680	9 660	0	0
	SUB TOTAL	**748 802**	**3 402 673**	**702 600**	**3 137 801 ***
2401109000	**OTH TOBACCO, NOT STEMMED/STRIPPED, NOTFLUE-CURED**				
12110	CHINA	3 574 570	22 158 950	2 887 533	17 784 066
	THAILAND	0	0	324 780	1 758 783
	SINGAPORE	14	135	10	104
	PHILIPPINES	28 360	91 784	20 967	124 437
	MALAYSIA	0	0	31	255
	VIET NAM	19 800	79 200	0	0
	INDIA	71 280	284 432	237 600	854 189
	SRI LANKA	0	0	10 552	139 989
	INDONESIA	0	0	208 600	1 209 036
	TURKEY	2 492 661	18 549 468	2 873 896	23 328 376
	ZIMBABWE	59 600	250 730	22 800	22 800
	MALAWI	0	0	200	993
	DEMOCRATIC REP. OF THE CONGO	0	0	200	1 070
	UNITED STATES	33	651	41	475
	MEXICO	0	0	3	10
	CUBA	0	0	23 648	124 735
	BRAZIL	104 527	1 433 257	61 184	565 235
	DOMINICAN REPUBLIC	5 408	541 608	0	0
	NETHERLANDS	219 000	1 570 710	100 290	1 136 958
	GERMANY, FED. REP. OF	0	0	6 315	218 420
	BELGIUM	0	0	19 559	36 380
	ITALY	1 224 249	6 775 791	19 701	91 857
	GREECE	3 640	46 228	980	8 416
	BULGARIA	11 760	67 620	0	0
	REP. OF MACEDONIA	595 980	4 525 706	180 180	1 279 278
	RUSSIA FEDERATION	80	1 235	0	0
	SUB TOTAL	**8 410 962**	**56 377 505**	**6 999 070**	**48 685 862 ***
2401201000	**VIRGINIA TOBACCO, PARTLY OR WHOLLYSTEMMED/STRIPPED,FLUE-CURED**				
12120	HONG KONG	1 246 800	6 698 964	0	0
	KOREA, REPUBLIC OF	0	0	18 900	56 579
	CHINA	22 419 350	118 135 641	21 440 962	108 254 887
	THAILAND	1 000	7 531	0	0
	SINGAPORE	0	0	113 936	622 341
	PHILIPPINES	112 336	629 690	122 535	632 296
	MALAYSIA	0	0	295 400	2 251 338
	MYANMAR	137 239	415 466	202 169	618 064
	LAO PEOPLE'S DEM. REP.	0	0	20	165
	VIET NAM	220 178	979 317	493 000	1 685 138
	INDIA	2 669 525	10 204 649	3 079 676	11 312 013
	PAKISTAN	55 020	178 314	2 917	11 240
	BANGLADESH	9 620	55 949	16 680	112 285
	INDONESIA	139 240	1 395 231	106 336	988 265
	TURKEY	28 889	90 657	82 217	873 154
	UNITED ARAB EMIRATES	59 400	439 542	0	0
	TANZANIA, UNITED REP. OF	712 480	4 074 053	525 680	3 426 418
	KENYA	19 800	123 848	88 800	433 581
	MOZAMBIQUE	139 500	340 403	74 340	189 735

http://www.bps.go.id

HS / SITC	COMMODITY DESCRIPTION / COUNTRY OF ORIGIN	JANUARY - DECEMBER 2015		JANUARY - DECEMBER 2016	
		NET WEIGHT (KG)	CIF VALUE (US$)	NET WEIGHT (KG)	CIF VALUE (US$)
	UGANDA	8 800	56 536	10 000	63 028
	SOUTH AFRICA	169 290	491 823	123 420	602 910
	ZIMBABWE	2 288 801	16 397 677	3 422 292	23 597 334
	ZAMBIA	8 800	72 362	0	0
	MALAWI	0	0	20 040	120 394
	UNITED STATES	3 049 852	26 478 273	4 234 922	32 819 113
	ARGENTINA	69 371	216 745	9 891	90 486
	BRAZIL	3 108 158	21 888 004	3 734 946	22 273 316
	COLOMBIA	0	0	11 092	62 694
	BELIZE	0	0	67	431
	UNITED KINGDOM	0	0	264 800	2 056 495
	NETHERLANDS	0	0	19 800	121 996
	FRANCE	45	1 224	12 415	60 163
	GERMANY, FED. REP. OF	5 760	54 893	15 840	117 272
	BELGIUM	0	0	161 823	566 380
	SWITZERLAND	197 807	1 456 592	266 570	1 130 892
	ITALY	0	0	9 600	59 456
	SPAIN	120	656	2 408	17 588
	GREECE	5 880	74 676	0	0
	HUNGARY	0	0	1 000	5 960
	POLAND	0	0	1 600	10 640
	BULGARIA	28 560	54 230	13 860	98 430
	CROATIA	0	0	59 400	231 660
	SUB TOTAL	**36 911 621**	**211 012 946**	**39 059 354**	**215 574 137 ***
2401202000	**VIRGINIA TOBACCO, PARTLY OR WHOLLYSTEMMED/STRIPPED,NOT FLUE-CURED**				
12120	HONG KONG	9 600	40 015	0	0
	CHINA	186 994	813 332	316 474	1 268 030
	SINGAPORE	10 000	22 688	0	0
	PHILIPPINES	0	0	2 000	2 101
	VIET NAM	22 800	107 066	65 400	507 063
	BRAZIL	59 400	345 084	158 400	920 304
	NETHERLANDS	0	0	19 800	112 860
	ITALY	9 600	37 060	0	0
	GREECE	39 281	184 490	158 204	742 876
	SUB TOTAL	**337 675**	**1 549 735**	**720 278**	**3 553 234 ***
2401203000	**ORIENTAL TOBACCO, PARTLY OR WHOLLYSTEMMED/STRIPPED**				
12120	CHINA	5 063 588	32 825 248	9 569 470	69 129 425
	THAILAND	96 600	508 233	394 240	2 044 847
	PHILIPPINES	56 840	341 083	2 240	13 413
	MALAYSIA	0	0	3 640	21 804
	TURKEY	2 407 112	19 688 356	2 486 885	19 594 174
	MEXICO	25	345	0	0
	ARGENTINA	0	0	66	670
	BRAZIL	795	6 736	20 078	115 338
	ECUADOR	11	2 272	0	0
	GERMANY, FED. REP. OF	31 680	210 796	420	2 936
	SWITZERLAND	0	0	27 720	97 020
	SPAIN	0	0	60	512
	GREECE	769 318	5 420 141	557 165	3 140 010
	BULGARIA	302 076	2 342 656	180 180	938 876
	REP. OF MACEDONIA	980	8 531	1 260	10 830
	SUB TOTAL	**8 729 025**	**61 354 397**	**13 243 424**	**95 109 855 ***
2401204000	**BURLEY TOBACCO, PARTLY OR WHOLLY STEMMED/STRIPPED**				
12120	CHINA	29 580	78 769	0	0
	THAILAND	270 700	1 624 442	1 155 480	6 306 035
	PHILIPPINES	68 715	411 033	611 270	3 432 232
	MALAYSIA	19 800	109 692	6 600	50 112
	MYANMAR	43 471	131 600	34 972	105 133
	INDIA	495 005	1 548 927	2 140	14 437
	BANGLADESH	17 820	113 870	0	0
	INDONESIA	33 400	217 324	9 000	57 630
	TANZANIA, UNITED REP. OF	32 000	32 571	0	0
	MOZAMBIQUE	628 505	3 086 641	526 580	2 815 352
	UGANDA	0	0	19 800	119 196
	ZAMBIA	3 610	23 265	12 600	83 524
	MALAWI	821 077	4 219 240	1 274 060	7 055 956
	UNITED STATES	1 308 953	10 965 900	1 623 790	14 010 639

http://www.bps.go.id

HS / SITC	COMMODITY DESCRIPTION / COUNTRY OF ORIGIN	JANUARY - DECEMBER 2015		JANUARY - DECEMBER 2016	
		NET WEIGHT (KG)	CIF VALUE (US$)	NET WEIGHT (KG)	CIF VALUE (US$)
	GUATEMALA	7	87	0	0
	ARGENTINA	262 053	1 623 441	214 420	1 424 253
	BRAZIL	86 605	700 816	99 271	705 841
	GERMANY, FED. REP. OF	0	0	9 600	75 496
	ITALY	570	4 062	0	0
	SUB TOTAL	**4 121 871**	**24 891 680**	**5 599 583**	**36 255 836 ***
2401205000	**OTH TOBACCO, PARTLY OR WHOLLY STEMMED/STRIPPED, FLUE-CURED**				
12120	HONG KONG	7 200	21 600	0	0
	CHINA	153 392	614 940	657 080	2 506 665
	THAILAND	0	0	68 400	182 400
	SINGAPORE	0	0	15	117
	SRI LANKA	64 889	6 290 454	0	0
	TURKEY	0	0	14	336
	ZIMBABWE	7 400	53 946	0	0
	UNITED STATES	179 844	1 702 335	966 655	8 999 323
	BRAZIL	42	643	67	545
	SWITZERLAND	157 934	1 203 847	0	0
	ITALY	0	0	29	502
	GREECE	0	0	6	104
	SUB TOTAL	**570 701**	**9 887 765**	**1 692 266**	**11 689 992 ***
2401209000	**OTH TOBACCO, PARTLY OR WHOLLY STEMMED/STRIPPED,NOT FLUE-CURED**				
12120	HONG KONG	0	0	36 800	126 543
	CHINA	668 578	3 693 538	225 514	963 877
	THAILAND	88 170	491 020	102 015	532 941
	SINGAPORE	11 937	23 990	125	499
	PHILIPPINES	97 521	539 261	197 762	1 136 715
	MALAYSIA	0	0	22	177
	CAMBODIA	7 916	20 883	49 200	212 570
	VIET NAM	120 250	285 648	496 501	1 568 016
	INDIA	0	0	417 244	1 619 971
	PAKISTAN	0	0	12	146
	SRI LANKA	43 757	4 405 198	114 794	12 572 598
	INDONESIA	182 115	697 436	77 824	248 907
	JORDAN	0	0	20	177
	TURKEY	98 924	804 695	24	269
	TANZANIA, UNITED REP. OF	0	0	18	132
	KENYA	58	1 092	0	0
	ZIMBABWE	19 800	94 644	171 131	785 262
	ZAMBIA	0	0	19 841	90 346
	MALAWI	138 263	782 805	39 441	230 916
	UNITED STATES	304 078	2 601 426	236 937	1 961 179
	MEXICO	1 634	46 422	40	425
	ARGENTINA	59 400	382 986	1 732	16 293
	BRAZIL	587 092	4 306 846	2 005 193	12 541 493
	COLOMBIA	1 041	30 738	0	0
	ECUADOR	17 814	492 903	22 024	607 515
	DOMINICAN REPUBLIC	0	0	42	4 830
	DOMINICA	0	0	20	533
	UNITED KINGDOM	0	0	1	156
	NETHERLANDS	0	0	49	264
	FRANCE	37 620	130 762	18 810	64 331
	GERMANY, FED. REP. OF	19 909	723 042	7 836	28 275
	BELGIUM	0	0	19 821	60 729
	SWITZERLAND	0	0	7 181	163 957
	ITALY	0	0	39 659	235 860
	GREECE	0	0	41 619	281 526
	HUNGARY	0	0	39 600	235 735
	KAZAKHSTAN	0	0	32	333
	REP. OF MACEDONIA	0	0	17	138
	SUB TOTAL	**2 505 877**	**20 555 335**	**4 388 901**	**36 293 634 ***
2401301000	**TOBACCO STEMS**				
12130	HONG KONG	0	0	29 800	134 984
	CHINA	5 323 090	4 934 831	3 250 965	2 893 555
	THAILAND	0	0	54 720	54 720
	SINGAPORE	0	0	50 360	55 395
	PHILIPPINES	905 140	1 187 192	83 205	77 518
	LAO PEOPLE'S DEM. REP.	284 159	741 540	22 800	36 480

http://www.bps.go.id

HS / SITC	COMMODITY DESCRIPTION / COUNTRY OF ORIGIN	JANUARY - DECEMBER 2015		JANUARY - DECEMBER 2016	
		NET WEIGHT (KG)	CIF VALUE (US$)	NET WEIGHT (KG)	CIF VALUE (US$)
	VIET NAM	60 549	87 081	158 100	65 940
	INDIA	0	0	19 200	3 840
	UNITED ARAB EMIRATES	9 600	48 000	0	0
	TANZANIA, UNITED REP. OF	455 400	505 999	831 960	972 819
	SOUTH AFRICA	19 800	5 970	0	0
	ZIMBABWE	120 902	60 451	342 740	171 370
	MALAWI	0	0	10 560	8 327
	UNITED STATES	492 400	733 955	327 000	383 837
	ARGENTINA	9	450	5	1 191
	BRAZIL	2 422 600	2 775 915	613 800	239 382
	COLOMBIA	665	9 022	67 320	70 924
	RUSSIA FEDERATION	16 219	25 140	0	0
	SUB TOTAL	**10 110 533**	**11 115 546**	**5 862 535**	**5 170 282 ***
2401309000	**OTHER TOBACCO REFUSE**				
12130	KOREA, REPUBLIC OF	2 860	26 355	3 780	23 045
	CHINA	372 379	280 067	55 365	49 275
	THAILAND	0	0	49 360	41 198
	LAO PEOPLE'S DEM. REP.	0	0	22 800	18 240
	VIET NAM	26 880	22 963	0	0
	INDIA	24 090	29 541	0	0
	BANGLADESH	34 200	26 505	17 100	13 680
	SRI LANKA	165 204	74 513	192 420	89 692
	LEBANON	0	0	20 580	22 638
	TURKEY	252 000	235 522	105 264	133 670
	KENYA	69 300	77 616	55 440	40 300
	SOUTH AFRICA	280 620	242 272	125 730	104 396
	ZIMBABWE	93 600	84 217	43 226	49 894
	UNITED STATES	13 440	11 387	25 790	57 268
	ARGENTINA	47 680	39 118	151 130	129 920
	BRAZIL	246 060	222 893	134 702	115 964
	NETHERLANDS	0	0	31 920	25 536
	BELGIUM	0	0	198 080	144 310
	ITALY	14 850	11 880	0	0
	GREECE	0	0	27 740	24 000
	HUNGARY	400	6 590	0	0
	BULGARIA	12 934	14 875	13 633	9 098
	SUB TOTAL	**1 656 497**	**1 406 314**	**1 274 060**	**1 092 124 ***
2402100000	**CIGARS, CHEROOTS AND CIGARILLOS,CONTAINING TOBACCO**				
12210	VIET NAM	0	0	71	5 612
	INDONESIA	15	1 078	230	2 618
	UNITED STATES	0	0	3	116
	NETHERLANDS	3	19	0	0
	GERMANY, FED. REP. OF	125 430	1 509 613	202 002	2 398 675
	BELGIUM	3 537	168 300	1	6
	SWITZERLAND	2 142	20 909	7 464	62 727
	SUB TOTAL	**131 127**	**1 699 919**	**209 771**	**2 469 754 ***
2402202000	**CLOVE CIGARETTES**				
12220	JAPAN	36	2 228	7	677
	KOREA, REPUBLIC OF	0	0	4	336
	SINGAPORE	0	0	11	1 017
	MALAYSIA	5 008	14 677	2 324	24 752
	INDONESIA	216 186	3 289 346	0	0
	UNITED STATES	0	0	68	3 128
	GERMANY, FED. REP. OF	0	0	14	1 354
	SWITZERLAND	9	557	7	677
	LITHUANIA	62	3 206	26	1 896
	SERBIA	227	11 870	0	0
	SUB TOTAL	**221 528**	**3 321 884**	**2 461**	**33 837 ***
2402209000	**OTHER CIGARETTES CONTAINING TOBACCO**				
12220	JAPAN	40	2 302	66	3 357
	HONG KONG	209 968	3 397 314	286 264	4 430 433
	KOREA, REPUBLIC OF	60 540	374 257	627	32 355
	TAIWAN	86	4 313	173	7 773
	CHINA	409 668	12 015 319	341 770	10 395 878
	PAPUA NEW GUINEA	0	0	40	252

http://www.bps.go.id

HS / SITC	COMMODITY DESCRIPTION / COUNTRY OF ORIGIN	JANUARY - DECEMBER 2015		JANUARY - DECEMBER 2016	
		NET WEIGHT (KG)	CIF VALUE (US$)	NET WEIGHT (KG)	CIF VALUE (US$)
	THAILAND	0	0	34	1 988
	SINGAPORE	138	6 169	402	7 398
	PHILIPPINES	18	746	37	2 220
	MALAYSIA	289	13 628	106 632	2 121 569
	CAMBODIA	39	1 934	0	0
	LAO PEOPLE'S DEM. REP.	8	362	0	0
	VIET NAM	64	3 040	212	6 365
	MALDIVES	0	0	17	905
	INDIA	47	1 703	96	3 713
	PAKISTAN	115	3 497	238	8 484
	BANGLADESH	14	543	77	3 525
	SRI LANKA	0	0	5	100
	INDONESIA	2 709	38 467	14 732	82 603
	SAUDI ARABIA	2	90	0	0
	JORDAN	4	181	0	0
	YEMEN	1	30	0	0
	TURKEY	6	333	2	31
	UNITED ARAB EMIRATES	1	51	4	604
	EGYPT	4	180	0	0
	NIGERIA	0	0	3	136
	COTE D'IVOIRE	0	0	2	77
	SENEGAL	7	211	28	1 060
	CENTRAL AFRICAN REPUBLIC	0	0	1	21
	SOUTH AFRICA	0	0	1	36
	COMOROS	2	60	0	0
	AUSTRALIA	68	3 155	16	1 019
	NEW ZEALAND	29	1 486	18	126
	PALAU	0	0	12	271
	NEW CALEDONIA	1	42	0	0
	VANUATU	0	0	1	302
	FIJI	0	0	42	138
	SAMOA	0	0	4	55
	TONGA	5	196	1	9
	UNITED STATES	0	0	142	8 546
	CANADA	3	151	37	1 603
	MEXICO	13	1 105	9	377
	ARGENTINA	4	211	14	452
	BRAZIL	9 229	2 764	10	714
	ECUADOR	33	1 966	18	2 337
	COSTA RICA	7	301	5	271
	UNITED KINGDOM	4	244	13	102
	GERMANY, FED. REP. OF	141	7 388	97	4 789
	SWITZERLAND	332	13 258	179	8 156
	SPAIN	0	0	67	893
	PORTUGAL	6	249	22	994
	GREECE	1	30	2	120
	POLAND	45	2 582	37	2 583
	ROMANIA	10	452	12	603
	KAZAKHSTAN	10	483	12	592
	LITHUANIA	34	1 656	63	2 886
	CZECH REPUBLIC	34	1 705	35	1 760
	RUSSIA FEDERATION	41	2 401	56	2 670
	SERBIA	9	543	0	0
	SUB TOTAL	**693 829**	**15 907 098**	**752 387**	**17 153 251 ***
2402902000	**CIGARETTES OF TOBACCO SUBSTITUTES**				
12231	UNITED STATES	0	0	1	115
	SUB TOTAL	**0**	**0**	**1**	**115 ***
2403110000	**WATER PIPA TOBACCO**				
12232	INDIA	0	0	3	6
	UNITED STATES	0	0	25	304
	SUB TOTAL	**0**	**0**	**28**	**310 ***
2403191100	**ANG HOON, PACKED FOR RETAIL SALE**				
12239	ZIMBABWE	0	0	48	502
	SUB TOTAL	**0**	**0**	**48**	**502 ***

http://www.bps.go.id

HS / SITC	COMMODITY DESCRIPTION / COUNTRY OF ORIGIN	JANUARY - DECEMBER 2015		JANUARY - DECEMBER 2016	
		NET WEIGHT (KG)	CIF VALUE (US$)	NET WEIGHT (KG)	CIF VALUE (US$)
2403191900	**NOT ANG HOON, PACKED FOR RETAIL SALE**				
12232	UNITED ARAB EMIRATES	0	0	30	313
	ZIMBABWE	0	0	33	342
	DENMARK	1 230	29 571	600	15 622
	SUB TOTAL	**1 230**	**29 571**	**663**	**16 277 ***
2403192000	**OTH MANUFACTURED TOBACCO FOR THEMANUFACTURE OF CIGARETTE**				
12232	KOREA, REPUBLIC OF	320	4 678	5 680	23 699
	CHINA	1 500	8 250	2 176 275	12 484 487
	SINGAPORE	0	0	66 094	349 335
	PHILIPPINES	1 876 530	12 652 336	2 185 994	12 021 117
	MALAYSIA	490	3 962	26 590	347 598
	MYANMAR	0	0	56 932	262 782
	VIET NAM	10 010	38 038	0	0
	PAKISTAN	0	0	300	2 527
	INDONESIA	0	0	19 800	145 834
	BRAZIL	0	0	165	6 022
	UNITED KINGDOM	0	0	139 040	1 093 142
	FRANCE	0	0	9 600	38 880
	GERMANY, FED. REP. OF	1 759	30 240	12 320	97 181
	ROMANIA	160	2 096	630	8 050
	LITHUANIA	200	3 439	600	7 611
	SUB TOTAL	**1 890 969**	**12 743 039**	**4 700 020**	**26 888 265 ***
2403199000	**OTHER SMOKING TOBACCO, WHETHER OR NOTCONTAINING TOBACCO SUBSTITUTES**				
12232	KOREA, REPUBLIC OF	55 320	519 990	177 100	1 414 411
	CHINA	38 610	71 429	1 307 623	5 900 193
	SINGAPORE	0	0	9 198	30 843
	MALAYSIA	0	0	196	1 087
	MYANMAR	0	0	26 130	117 585
	ZIMBABWE	0	0	21 000	168 000
	BRAZIL	0	0	6	38
	NETHERLANDS	2 410	15 772	0	0
	GERMANY, FED. REP. OF	79	1 692	4 377	76 507
	SWITZERLAND	0	0	73	1 765
	HUNGARY	0	0	180	333
	POLAND	560	9 626	400	6 506
	ROMANIA	2 380	30 086	2 260	34 810
	SUB TOTAL	**99 359**	**648 595**	**1 548 543**	**7 752 078 ***
2403919000	**HOMOGENISED OR RECONSTITUTED TOBACCO,PACKED NOT FOR RETAIL SALE**				
12239	KOREA, REPUBLIC OF	158 800	567 493	316 800	1 083 060
	PHILIPPINES	53 440	233 894	8 800	26 955
	MALAYSIA	1 285 440	2 490 893	1 610 720	2 407 738
	UNITED STATES	618 004	2 202 254	112 456	485 693
	BRAZIL	350	5 466	95	1 228
	UNITED KINGDOM	0	0	1	7
	FRANCE	19 960	66 024	735 210	2 556 416
	GERMANY, FED. REP. OF	59 786	1 043 916	5 440	94 660
	BELGIUM	294	616	0	0
	ITALY	90	691	0	0
	GREECE	525	2 767	0	0
	HUNGARY	6 840	66 553	0	0
	POLAND	255	3 675	135	1 966
	REP. OF MACEDONIA	120	1 432	0	0
	RUSSIA FEDERATION	195	2 607	45	743
	SUB TOTAL	**2 204 099**	**6 688 281**	**2 789 702**	**6 658 466 ***
2403991000	**TOBACCO EXTRACTS AND ESSENCES**				
12239	GERMANY, FED. REP. OF	2	470	2	238
	SUB TOTAL	**2**	**470**	**2**	**238 ***
2403995000	**CHEWING AND SUCKING TOBACCO**				
12239	INDIA	6 060	3 030	0	0
	SUB TOTAL	**6 060**	**3 030**	**0**	**0 ***

http://www.bps.go.id

HS / SITC	COMMODITY DESCRIPTION / COUNTRY OF ORIGIN	JANUARY - DECEMBER 2015		JANUARY - DECEMBER 2016	
		NET WEIGHT (KG)	CIF VALUE (US$)	NET WEIGHT (KG)	CIF VALUE (US$)
2403999000	**OTH MANUFACTURES TOBACCO & MANUFACTUREDTOBACCO SUBSTITUTES**				
12239	HONG KONG	0	0	3	310
	KOREA, REPUBLIC OF	218 220	1 932 604	294 030	2 589 098
	THAILAND	0	0	17 100	22 230
	SINGAPORE	0	0	12 414	126 442
	PHILIPPINES	0	0	2 200	5 148
	MALAYSIA	245 980	2 582 106	486	2 523
	INDIA	1 729	15 025	0	0
	BRAZIL	0	0	560	2 800
	UNITED KINGDOM	0	0	1 680	13 239
	NETHERLANDS	24 247	290 218	16 045	230 115
	ROMANIA	0	0	1 198	17 395
	SUB TOTAL	**490 176**	**4 819 953**	**345 716**	**3 009 300 ***
2501001000	**TABLE SALT**				
27830	JAPAN	18	77	0	0
	CHINA	115	570	228	1 100
	INDIA	175	1 553	0	0
	TURKEY	382	641	316	522
	UNITED ARAB EMIRATES	1 083	1 419	911	1 571
	QATAR	0	0	40	332
	EGYPT	0	0	48	210
	AUSTRALIA	24	215	77	297
	UNITED KINGDOM	0	0	520	3 837
	SUB TOTAL	**1 797**	**4 475**	**2 140**	**7 869 ***
2501002000	**ROCK SALT**				
27830	CHINA	0	0	1 260	3 698
	SINGAPORE	4 345	16 941	0	0
	MALAYSIA	0	0	347	118
	INDIA	0	0	1 350	3 323
	AUSTRALIA	0	0	5 132	1 630
	UNITED STATES	26	596	60	463
	SPAIN	0	0	75	1 156
	SUB TOTAL	**4 371**	**17 537**	**8 224**	**10 388 ***
2501005000	**SEA WATER**				
27830	JAPAN	0	0	1	58
	SINGAPORE	3	222	0	0
	AUSTRALIA	0	0	10	92
	UNITED STATES	0	0	7	164
	CHILE	0	0	4	140
	FRANCE	500	4 924	500	5 010
	SUB TOTAL	**503**	**5 146**	**522**	**5 464 ***
2501009010	**OTH SALT CONT. AT LEAST 94.7% SODIUMCHLORIDE CALCULATED ON A DRY BASIS**				
27830	JAPAN	34	1 227	17	1 004
	CHINA	37 304 000	2 623 415	0	0
	THAILAND	99 999	19 150	175 000	28 825
	INDIA	331 913 000	12 279 274	379 664 000	12 503 983
	AUSTRALIA	1 489 582 000	63 357 850	1 753 929 000	70 327 944
	NEW ZEALAND	2 248 000	905 200	2 926 130	1 216 293
	NETHERLANDS	122 499	33 075	367 500	102 534
	GERMANY, FED. REP. OF	237 000	128 746	369 861	1 026 468
	DENMARK	343 000	126 240	367 500	126 661
	SUB TOTAL	**1 861 849 532**	**79 474 177**	**2 137 799 008**	**85 333 712 ***
2501009090	**OTHER SALT AND SEA WATER**				
27830	JAPAN	182	2 301	656	8 017
	HONG KONG	3	157	0	0
	KOREA, REPUBLIC OF	45	100	953	1 705
	TAIWAN	21 433	4 773	0	0
	CHINA	100 020	12 540	4 628 631	399 979
	THAILAND	121 000	19 357	121 020	19 603
	SINGAPORE	26 004	118 291	91 151	106 682
	MALAYSIA	0	0	2 941	6 252
	INDIA	1 817 998	123 620	840 066	49 351
	PAKISTAN	2 108	3 064	0	0

http://www.bps.go.id

HS / SITC	COMMODITY DESCRIPTION / COUNTRY OF ORIGIN	JANUARY - DECEMBER 2015		JANUARY - DECEMBER 2016	
		NET WEIGHT (KG)	CIF VALUE (US$)	NET WEIGHT (KG)	CIF VALUE (US$)
	UNITED ARAB EMIRATES	2 914	1 110	79	413
	UNITED STATES	3 352	25 725	2 531	18 585
	UNITED KINGDOM	98 000	19 129	245 000	43 553
	FRANCE	0	0	15	189
	GERMANY, FED. REP. OF	4	85	0	0
	ITALY	0	0	2	890
	SPAIN	0	0	26	822
	SUB TOTAL	**2 193 063**	**330 252**	**5 933 071**	**656 041 ***
2502000000	**UNROASTED IRON PYRITES**				
27420	TAIWAN	0	0	10 000	3 400
	CHINA	292 000	105 360	394 000	132 740
	THAILAND	287 999	28 800	0	0
	UNITED STATES	19 000	11 590	0	0
	SUB TOTAL	**598 999**	**145 750**	**404 000**	**136 140 ***
2503000000	**SULPHUR OF ALL KINDS, OTH THAN SUBLIMED,PRECIPITATED AND COLLOIDAL SULPHUR**				
27410	JAPAN	78 988 903	13 926 276	61 517 464	6 058 891
	HONG KONG	41 760	194 351	0	0
	KOREA, REPUBLIC OF	3 882 222	1 725 224	11 093 088	3 132 599
	TAIWAN	15 057 024	2 644 278	20 492 207	2 772 551
	CHINA	771 022	624 688	846 061	709 006
	THAILAND	0	0	200	144
	SINGAPORE	114 195 787	19 278 793	154 015 132	15 273 459
	PHILIPPINES	9 895 860	1 427 011	4 631 982	654 218
	MALAYSIA	3 704 414	1 154 117	6 724 138	1 059 722
	INDIA	352 000	688 160	90 744 000	9 237 970
	IRAN (ISLAMIC REPUBLIC OF)	63 801 096	11 510 400	35 000 000	3 255 000
	SAUDI ARABIA	0	0	38 326 750	5 346 582
	KUWAIT	31 492 000	5 196 180	0	0
	TURKEY	8 182 017	1 332 555	16 142 597	1 748 812
	UNITED ARAB EMIRATES	76 788 905	11 725 758	102 375 191	10 396 753
	QATAR	136 111 089	22 448 074	139 419 039	15 220 664
	BAHRAIN	10 233 989	1 670 826	0	0
	UNITED STATES	9 157 530	1 473 471	13 716 318	1 461 307
	UNITED KINGDOM	8 251 120	1 280 397	7 763 000	803 766
	NETHERLANDS	0	0	526 280	50 576
	FRANCE	10	212	0	0
	GERMANY, FED. REP. OF	3 555	7 120	3 995	6 080
	TURKMENISTAN	51 813 850	8 242 163	17 329 686	2 007 186
	UZBEKISTAN	2 883 172	441 954	0	0
	RUSSIA FEDERATION	12 606 537	2 204 270	3 967 828	502 906
	SUB TOTAL	**638 213 862**	**109 196 278**	**724 634 956**	**79 698 192 ***
2504100000	**NATURAL GRAPHITE, IN POWDER OR IN FLAKES**				
27822	JAPAN	94 582	565 754	80 947	618 250
	KOREA, REPUBLIC OF	6 927	5 393	43 000	26 933
	TAIWAN	0	0	12	380
	CHINA	3 349 513	1 110 231	7 038 667	1 735 925
	THAILAND	50	1	0	0
	MALAYSIA	0	0	500	2 559
	INDIA	3 000	4 350	123 499	266 393
	TURKEY	0	0	20 000	9 200
	UNITED STATES	23 597	94 627	45 171	198 203
	UNITED KINGDOM	9 604	141 421	4 838	73 510
	GERMANY, FED. REP. OF	0	0	1	6
	AUSTRIA	5 000	12 412	4 900	13 731
	SUB TOTAL	**3 492 273**	**1 934 189**	**7 361 535**	**2 945 090 ***
2504900000	**NATURAL GRAPHITE,NOT IN POWDER NOR INFLAKES**				
27822	JAPAN	52 871	845 378	38 001	467 130
	HONG KONG	0	0	155	1 000
	KOREA, REPUBLIC OF	7 990	99 246	5 144	39 471
	TAIWAN	6	156	175	900
	CHINA	478 797	349 471	460 313	313 775
	THAILAND	54 000	46 440	9	153
	SINGAPORE	0	0	148	2 232
	MALAYSIA	22	82	0	0
	SRI LANKA	499	1 355	0	0

http://www.bps.go.id

HS / SITC	COMMODITY DESCRIPTION / COUNTRY OF ORIGIN	JANUARY - DECEMBER 2015		JANUARY - DECEMBER 2016	
		NET WEIGHT (KG)	CIF VALUE (US$)	NET WEIGHT (KG)	CIF VALUE (US$)
	UNITED STATES	1	11	126	2 948
	SUB TOTAL	**594 186**	**1 342 139**	**504 071**	**827 609 ***
2505100000	**SILICA SANDS AND QUARTZ SANDS**				
27331	JAPAN	1 448 521	254 241	1 799 757	364 440
	HONG KONG	0	0	296 000	58 168
	KOREA, REPUBLIC OF	505 045	166 920	500 189	158 325
	TAIWAN	14 907	14 357	4 000	3 178
	CHINA	11 592 634	1 517 453	8 660 355	1 193 337
	THAILAND	0	0	19 680	10 529
	SINGAPORE	98 908	36 532	280 805	81 947
	MALAYSIA	406	877	16 606 892	205 532
	VIET NAM	250 000	43 750	0	0
	INDIA	2 000	4 610	0	0
	SAUDI ARABIA	680 121	104 632	221 241	36 167
	EGYPT	0	0	782 810	70 300
	SOUTH AFRICA	381	594	0	0
	AUSTRALIA	979 999	197 479	966 724	197 824
	UNITED STATES	157 919	312 762	78 422	158 144
	CANADA	4 824	13 963	0	0
	UNITED KINGDOM	1 000	430	0	0
	NETHERLANDS	577 500	92 620	133	211
	FRANCE	3 889	2 844	33 500	33 586
	GERMANY, FED. REP. OF	288 010	80 073	146 549	54 747
	BELGIUM	507 521	187 013	545 935	192 702
	SWITZERLAND	6	1 626	8	1 572
	DENMARK	0	0	150	76
	SWEDEN	39 600	23 061	0	0
	ITALY	500	235	364	1 226
	SUB TOTAL	**17 153 691**	**3 056 072**	**30 943 514**	**2 822 011 ***
2505900000	**OTHER NATURAL SANDS,WHETHER/NOT COLOREDOTHER THAN METAL-BEARING SANDS**				
27339	JAPAN	229 742	261 605	223 564	323 440
	KOREA, REPUBLIC OF	7 139	52 928	16 263	24 522
	TAIWAN	32 422	22 130	54 966	27 078
	CHINA	113 562	109 772	51 539	58 619
	THAILAND	3 269	1 798	12 547	80 444
	SINGAPORE	4 126 033	31 299	999	2 149
	PHILIPPINES	21	133	0	0
	MALAYSIA	8 247	4 822	108 533 572	940 331
	VIET NAM	0	0	23 562	82 600
	INDIA	54 000	5 616	63 000	16 012
	SAUDI ARABIA	0	0	11	141
	AUSTRALIA	45 594	121 310	38 994	89 914
	NEW ZEALAND	0	0	40 007	14 553
	UNITED STATES	9 991	42 674	17 391	41 678
	BRAZIL	0	0	100	1 643
	UNITED KINGDOM	27 855	24 417	573	7 761
	NETHERLANDS	188	1 993	0	0
	GERMANY, FED. REP. OF	21 158	17 205	8 284	28 495
	BELGIUM	6 750	3 555	0	0
	SLOVAKIA	529	1 074	0	0
	SUB TOTAL	**4 686 500**	**702 331**	**109 085 372**	**1 739 380 ***
2506100000	**QUARTZ**				
27851	JAPAN	69 511	63 605	36 541	48 368
	CHINA	4 904 647	643 549	5 210 691	562 384
	THAILAND	0	0	25	158
	SINGAPORE	332	10 033	0	0
	MALAYSIA	6 305	11 608	500	2 019
	VIET NAM	20 523	4 413	0	0
	INDIA	856 998	133 632	944 032	159 657
	TURKEY	0	0	20 000	4 201
	UNITED STATES	0	0	63 711	91 766
	GERMANY, FED. REP. OF	22	517	36 300	36 572
	BELGIUM	10 500	6 510	6 300	3 969
	ITALY	0	0	25	22
	SPAIN	0	0	4 800	393
	SUB TOTAL	**5 868 838**	**873 867**	**6 322 925**	**909 509 ***

http://www.bps.go.id

HS / SITC	COMMODITY DESCRIPTION / COUNTRY OF ORIGIN	JANUARY - DECEMBER 2015		JANUARY - DECEMBER 2016	
		NET WEIGHT (KG)	CIF VALUE (US$)	NET WEIGHT (KG)	CIF VALUE (US$)
2506200000	**QUARTZITE**				
27851	JAPAN	1	16	72	1 298
	HONG KONG	45	664	20 000	13 000
	CHINA	721 240	107 548	42 279	45 555
	INDIA	108 000	6 134	459 000	43 557
	SWEDEN	754 800	285 273	691 200	265 071
	ITALY	0	0	228	736
	PORTUGAL	0	0	25	279
	SUB TOTAL	**1 584 086**	**399 635**	**1 212 804**	**369 496 ***
2507000000	**KAOLIN AND OTHER KAOLINIC CLAYS,WHETHEROR NOT CALCINED**				
27826	JAPAN	2 497 990	2 252 090	2 236 793	2 203 836
	HONG KONG	1	1	2	2
	KOREA, REPUBLIC OF	109 977	69 871	123 254	90 923
	TAIWAN	5 500	2 058	27 750	5 601
	CHINA	36 659 404	11 676 168	40 016 594	12 936 548
	THAILAND	4 648 450	716 993	2 936 718	465 964
	SINGAPORE	31 139	28 422	11 140	11 942
	MALAYSIA	9 483 733	947 741	3 589 851	481 895
	VIET NAM	2 332 249	640 338	1 122 018	297 119
	INDIA	1 367 198	570 132	1 324 438	539 265
	IRAN (ISLAMIC REPUBLIC OF)	19 900	2 130	20 000	4 380
	AUSTRALIA	1 165 798	485 739	567 525	198 209
	NEW ZEALAND	215 680	146 634	358 320	242 959
	UNITED STATES	38 194 218	12 015 043	40 943 400	12 367 666
	MEXICO	9 979	42 910	29 937	128 729
	BRAZIL	546 000	170 222	1 027 000	327 239
	UNITED KINGDOM	10 708 902	2 592 875	7 118 682	2 032 402
	NETHERLANDS	1	192	2 000	580
	FRANCE	6 432 816	1 401 165	6 231 000	1 486 715
	GERMANY, FED. REP. OF	960 751	240 025	1 022 906	348 269
	BELGIUM	19 000	45 678	52 800	107 901
	SWEDEN	28	43	0	0
	ITALY	250 000	31 250	9	3
	SPAIN	90 210	34 588	65 900	16 268
	PORTUGAL	176 000	29 030	886 000	144 704
	BULGARIA	100 000	28 847	42 680	12 041
	UKRAINE	74 990	14 212	0	0
	SUB TOTAL	**116 099 914**	**34 184 397**	**109 756 717**	**34 451 160 ***
2508100000	**BENTONITE**				
27827	JAPAN	3 221 006	1 412 492	3 101 013	1 538 264
	HONG KONG	46 083	23 412	46 066	26 694
	KOREA, REPUBLIC OF	8 341	27 997	19 404	14 939
	TAIWAN	39 100	17 538	51 097	64 335
	CHINA	2 903 313	1 219 879	6 189 931	2 577 347
	THAILAND	36 345 389	17 278 622	32 334 556	16 624 606
	SINGAPORE	616 200	843 426	7 005	4 129
	MALAYSIA	372 092	122 382	260 460	84 614
	VIET NAM	0	0	4	36
	INDIA	212 985 791	13 064 791	292 359 928	17 796 361
	INDONESIA	14 250	6 128	0	0
	IRAN (ISLAMIC REPUBLIC OF)	244 050	32 948	366 999	52 490
	TURKEY	857 565	281 701	1 248 940	486 965
	EGYPT	250 000	108 644	300 000	128 726
	SOUTH AFRICA	16 500	22 500	5	25
	AUSTRALIA	120 104	45 816	121 379	40 280
	UNITED STATES	6 149 516	2 920 928	11 587 295	4 152 502
	MEXICO	23 787	53 725	16 257	36 492
	BRAZIL	43 025	121 632	8 000	120 680
	UNITED KINGDOM	29	266	760 000	405 650
	NETHERLANDS	0	0	8 400	3 602
	FRANCE	22 730	12 200	698 750	236 087
	GERMANY, FED. REP. OF	20 040	11 702	1 765	6 330
	SWITZERLAND	375	1 679	175	753
	ITALY	0	0	90 061	31 433
	SPAIN	18 275	9 906	375	2 126
	SUB TOTAL	**264 317 561**	**37 640 314**	**349 577 865**	**44 435 466 ***

http://www.bps.go.id

HS / SITC	COMMODITY DESCRIPTION / COUNTRY OF ORIGIN	JANUARY - DECEMBER 2015		JANUARY - DECEMBER 2016	
		NET WEIGHT (KG)	CIF VALUE (US$)	NET WEIGHT (KG)	CIF VALUE (US$)
2508300000	**FIRE-CLAY**				
27829	JAPAN	112 313	170 441	160 343	196 281
	KOREA, REPUBLIC OF	842 598	438 451	684 639	368 032
	TAIWAN	250	1 055	0	0
	CHINA	7 325 230	2 264 335	10 096 211	2 672 485
	SINGAPORE	0	0	191	158
	INDIA	0	0	20 029	6 351
	NEW ZEALAND	320 000	233 565	0	0
	UNITED STATES	72 970	21 518	34 480	11 042
	UNITED KINGDOM	894 401	495 000	400 000	205 781
	GERMANY, FED. REP. OF	306 000	94 500	270 000	85 495
	BELGIUM	61 000	51 007	20 000	15 458
	SPAIN	1 343 100	170 573	4 935 465	601 646
	UKRAINE	40 000	900	51	546
	SUB TOTAL	**11 317 862**	**3 941 345**	**16 621 409**	**4 163 275 ***
2508401000	**FULLER'S EARTH**				
27829	JAPAN	0	0	82	289
	CHINA	2 355 528	389 915	2 857 745	440 530
	THAILAND	3 841 294	582 369	1 582 000	215 831
	MALAYSIA	1 734 000	468 180	6 070 000	1 888 960
	INDIA	96 000	7 008	744 200	113 148
	TURKEY	6 219 999	1 659 958	2 682 000	653 659
	EGYPT	105 000	228 900	0	0
	AUSTRALIA	435 000	166 749	1 806 140	235 969
	UNITED STATES	13	441	0	0
	UNITED KINGDOM	0	0	26	284
	SUB TOTAL	**14 786 834**	**3 503 520**	**15 742 193**	**3 548 670 ***
2508409000	**OTHER CLAYS**				
27829	JAPAN	2 392	9 395	455 528	1 516 822
	HONG KONG	899 640	1 349 425	0	0
	KOREA, REPUBLIC OF	2 207	10 486	24 002	110 486
	TAIWAN	4 752 280	1 136 544	3 993 617	963 359
	CHINA	863 459	224 155	1 305 869	264 479
	MONGOLIA	0	0	1	251
	PAPUA NEW GUINEA	118	1 446	0	0
	THAILAND	9 765 499	1 284 908	15 305 141	2 031 190
	SINGAPORE	13	76	3	441
	PHILIPPINES	0	0	237	1 036
	MALAYSIA	36 676 336	9 748 774	16 827 125	6 612 069
	MYANMAR	78	653	0	0
	LAO PEOPLE'S DEM. REP.	0	0	81	438
	INDIA	155 999	33 104	359 288	118 167
	INDONESIA	0	0	27	6 531
	SAUDI ARABIA	0	0	18	101
	TURKEY	10 480	8 903	55 675	23 357
	TUNISIA	456 000	67 351	30	177
	AUSTRALIA	72	6 078	28	4 228
	AMERICAN SAMOA	113	164	567	825
	UNITED STATES	10 604 463	15 557 011	11 310 407	19 836 728
	BRAZIL	0	0	6	111
	UNITED KINGDOM	317 001	84 389	1 771 815	551 965
	FRANCE	81 847	31 623	631 590	131 856
	GERMANY, FED. REP. OF	1 566	3 248	1 252	2 010
	BELGIUM	28 668	36 621	35 000	28 594
	SWEDEN	0	0	8 000	14 400
	ITALY	75 000	23 342	0	0
	SPAIN	36 675	65 955	78 581	145 527
	PORTUGAL	0	0	17	262
	UKRAINE	24 800	3 472	51	543
	SUB TOTAL	**64 754 706**	**29 687 123**	**52 163 956**	**32 365 953 ***
2508500000	**ANDALUSITE, KYANITE AND SILLIMANITE**				
27829	JAPAN	233	677	1 284	1 322
	HONG KONG	0	0	100 000	43 680
	CHINA	401 440	242 119	30 800	15 945
	TURKEY	0	0	105 603	27 486
	SOUTH AFRICA	1 167 991	464 614	817 000	324 640
	AUSTRALIA	0	0	42 000	24 777

http://www.bps.go.id

HS / SITC	COMMODITY DESCRIPTION / COUNTRY OF ORIGIN	JANUARY - DECEMBER 2015		JANUARY - DECEMBER 2016	
		NET WEIGHT (KG)	CIF VALUE (US$)	NET WEIGHT (KG)	CIF VALUE (US$)
	UNITED STATES	381 052	221 293	180 050	76 589
	PERU	0	0	126 000	41 580
	UNITED KINGDOM	1	6	0	0
	FRANCE	556 098	222 507	750 400	285 913
	GERMANY, FED. REP. OF	100	6 309	0	0
	SUB TOTAL	**2 506 915**	**1 157 525**	**2 153 137**	**841 932 ***
2508600000	**MULLITE**				
27829	JAPAN	56 200	53 472	121 459	129 789
	TAIWAN	3 600	1 093	10 138	3 470
	CHINA	1 304 748	541 224	1 489 880	724 279
	SOUTH AFRICA	0	0	25 000	10 142
	AUSTRALIA	3 000	1 494	0	0
	UNITED STATES	50 621	21 290	97 975	40 845
	SUB TOTAL	**1 418 169**	**618 573**	**1 744 452**	**908 525 ***
2508700000	**CHAMOTTE OR DINAS EARTHS**				
27829	JAPAN	4 840	1 990	5 661	15 794
	KOREA, REPUBLIC OF	259 507	236 222	116 000	170 891
	TAIWAN	71 249	39 856	114 990	41 050
	CHINA	1 484 488	443 138	954 746	312 967
	UNITED STATES	1 250	11 337	0	0
	NETHERLANDS	79 620	35 979	0	0
	SWEDEN	120 000	41 788	0	0
	SUB TOTAL	**2 020 954**	**810 310**	**1 191 397**	**540 702 ***
2509000000	**CHALK**				
27891	JAPAN	56	1 149	24	596
	KOREA, REPUBLIC OF	958 074	485 102	580 321	420 521
	CHINA	132	431	1 630	3 804
	THAILAND	240 024	22 673	288 000	31 401
	SINGAPORE	234	540	82 824	13 487
	MALAYSIA	3	154	0	0
	UNITED STATES	0	0	10	148
	CANADA	18	45	0	0
	NETHERLANDS	2 500	2 805	1 000	1 165
	FRANCE	20 000	3 626	88 000	22 961
	GERMANY, FED. REP. OF	2 050	3 155	21 200	5 055
	SUB TOTAL	**1 223 091**	**519 680**	**1 063 009**	**499 138 ***
2510101000	**APATITE, UNGROUND**				
27231	CHINA	5 000	4 850	0	0
	THAILAND	4 900	10 290	0	0
	SINGAPORE	7 128	62 465	7 440	127 561
	MALAYSIA	0	0	80 000	108 000
	UNITED STATES	0	0	23 950	53 138
	UNITED KINGDOM	1 016 400	1 012 426	726 000	754 193
	SUB TOTAL	**1 033 428**	**1 090 031**	**837 390**	**1 042 892 ***
2510109000	**OTH NATURAL CALCIUM PHOSPHATES,NATURALALUMUNIUM CALCIUM PHOSPHATES, UNGROUND**				
27231	CHINA	371	755	0	0
	JORDAN	705 239 000	86 626 162	90 800 000	11 141 600
	EGYPT	173 966 057	17 450 193	44 000 000	4 868 336
	MOROCCO	361 477 690	48 875 641	130 006 800	15 882 214
	UNITED STATES	153	1 513	152	1 532
	UNITED KINGDOM	24 000	27 525	0	0
	DENMARK	0	0	600	5 770
	SUB TOTAL	**1 240 707 271**	**152 981 789**	**264 807 552**	**31 899 452 ***
2510201000	**APATITE, GROUND**				
27232	MOROCCO	0	0	100 260	347
	SUB TOTAL	**0**	**0**	**100 260**	**347 ***
2510209000	**OTH NATURAL CALCIUM PHOSPHATES,NATURALALUMUNIUM CALCIUM PHOSPHATES, GROUND**				
27232	TAIWAN	375 795	644 781	532 000	999 330
	CHINA	147	123	24 000	7 200

http://www.bps.go.id

HS / SITC	COMMODITY DESCRIPTION / COUNTRY OF ORIGIN	JANUARY - DECEMBER 2015		JANUARY - DECEMBER 2016	
		NET WEIGHT (KG)	CIF VALUE (US$)	NET WEIGHT (KG)	CIF VALUE (US$)
	SINGAPORE	0	0	14	165
	JORDAN	42 400 000	6 020 800	1 008 932 000	118 578 808
	EGYPT	0	0	208 100 029	18 502 112
	MOROCCO	0	0	209 449 950	22 447 586
	ITALY	0	0	1 550	1 340
	SPAIN	0	0	10 000	11 120
	SUB TOTAL	**42 775 942**	**6 665 704**	**1 427 049 543**	**160 547 661 ***
2511100000	**NATURAL BARIUM SULPHATE (BARYTES)**				
27892	JAPAN	179 935	1 943 490	148 505	1 588 006
	KOREA, DEM. PEOPLE'S REP.	6 048 000	574 560	6 200 000	604 500
	KOREA, REPUBLIC OF	125 000	47 096	128 500	46 665
	TAIWAN	0	0	25 000	11 000
	CHINA	66 344 451	11 114 390	24 923 338	4 014 157
	THAILAND	12 521 763	1 799 232	6 082 800	968 189
	SINGAPORE	45 022	30 271	51 000	36 600
	MALAYSIA	0	0	231	837
	VIET NAM	2 948 189	403 490	2 703 000	374 970
	INDIA	95 999	44 830	65 000	22 520
	PAKISTAN	0	0	22 100	2 188
	UNITED STATES	12	746	0	0
	UNITED KINGDOM	0	0	16	307
	NETHERLANDS	2 200	1 372	6 000	3 042
	GERMANY, FED. REP. OF	106 200	82 565	82 600	59 618
	SWITZERLAND	40	3 201	0	0
	ITALY	11 280	22 660	18 240	35 358
	SPAIN	50	683	0	0
	SUB TOTAL	**88 428 141**	**16 068 586**	**40 456 330**	**7 767 957 ***
2511200000	**NATURAL BARIUM CARBONATE (WITHERITE)**				
27892	JAPAN	0	0	200	12 000
	KOREA, REPUBLIC OF	0	0	19	72
	INDIA	42	1 084	0	0
	CANADA	2 367	60 629	0	0
	CHILE	56	1 441	0	0
	FINLAND	361	9 239	0	0
	SUB TOTAL	**2 826**	**72 393**	**219**	**12 072 ***
2512000000	**SILICEOUS FOSSIL MEALS AND SIMILARSILICEOUS EARTHS**				
27895	JAPAN	84 651	187 556	144 214	265 352
	HONG KONG	693	705	0	0
	TAIWAN	112 612	60 013	103 085	45 277
	CHINA	880 739	420 443	1 967 680	918 217
	SINGAPORE	32 151	34 368	12 687	21 190
	MALAYSIA	0	0	9 525	10 626
	VIET NAM	0	0	21 450	20 066
	INDIA	0	0	13 510	3 783
	UNITED ARAB EMIRATES	27	247	0	0
	AUSTRALIA	8 026	31 562	23 550	36 187
	UNITED STATES	4 359 474	2 701 055	2 703 128	1 610 034
	CANADA	388 838	189 635	0	0
	MEXICO	0	0	7 992	7 879
	BRAZIL	1 000	4 332	0	0
	GERMANY, FED. REP. OF	195 932	137 266	274 082	208 243
	BELGIUM	0	0	40	456
	SWITZERLAND	0	0	14	2 756
	DENMARK	85 276	58 298	110 694	91 273
	LATVIA	280	2 399	0	0
	SUB TOTAL	**6 149 699**	**3 827 879**	**5 391 651**	**3 241 339 ***
2513100000	**PUMICE STONE**				
27723	JAPAN	126 896	307 983	42 734	134 319
	HONG KONG	15 683	16 071	169	2 680
	CHINA	127	107	3 552	6 458
	SINGAPORE	513	10 646	0	0
	TURKEY	0	0	104 020	15 336
	UNITED STATES	15 021	78 291	13 001	100 261
	GERMANY, FED. REP. OF	191	5 165	277	6 574

http://www.bps.go.id

HS / SITC	COMMODITY DESCRIPTION / COUNTRY OF ORIGIN	JANUARY - DECEMBER 2015		JANUARY - DECEMBER 2016	
		NET WEIGHT (KG)	CIF VALUE (US$)	NET WEIGHT (KG)	CIF VALUE (US$)
	AUSTRIA	700	1 824	600	1 619
	SUB TOTAL	**159 131**	**420 087**	**164 353**	**267 247 ***
2513200000	**EMERY, NATURAL CORUNDUM, NATURAL GARNETAND OTHER NATURAL ABRASIVES**				
27722	JAPAN	94 347	377 114	96 671	391 683
	KOREA, REPUBLIC OF	100 547	110 444	59 812	64 702
	TAIWAN	34 416	79 537	28 557	65 180
	CHINA	4 699 001	1 006 115	4 260 895	928 786
	THAILAND	90 073	72 327	38 000	30 400
	SINGAPORE	791 739	986 195	1 671 758	2 190 184
	MALAYSIA	919 947	234 628	78 000	14 534
	VIET NAM	80 865	35 456	19 710	8 100
	INDIA	3 030 303	677 164	2 982 050	648 951
	RWANDA	0	0	50	320
	AUSTRALIA	11 993 999	4 028 084	16 484 040	5 640 892
	UNITED STATES	30 703	18 920	609	4 929
	BRAZIL	43	1 394	0	0
	UNITED KINGDOM	0	0	2	26
	NETHERLANDS	324 000	79 018	318 600	78 439
	GERMANY, FED. REP. OF	0	0	4	77
	SWITZERLAND	0	0	26	562
	ITALY	2 515	4 437	27 500	18 398
	SUB TOTAL	**22 192 498**	**7 710 833**	**26 066 284**	**10 086 163 ***
2514000000	**SLATE, WHETHER OR NOT ROUGHLY TRIMMED ORMERELY CUT**				
27311	KOREA, REPUBLIC OF	22	44	0	0
	CHINA	453 810	165 318	94 044	35 147
	SINGAPORE	9	363	0	0
	INDIA	910 832	596 342	1 051 181	586 784
	TURKEY	64 410	20 299	0	0
	UNITED STATES	36 288	31 732	0	0
	ITALY	202 684	54 821	0	0
	SPAIN	238 500	72 162	0	0
	PORTUGAL	59 200	18 260	0	0
	SUB TOTAL	**1 965 755**	**959 341**	**1 145 225**	**621 931 ***
2515110000	**MARBLE AND TRAVERTINE, CRUDE OR ROUGHLYTRIMMED**				
27312	CHINA	24 758	12 115	2 139	7 600
	TURKEY	1 037 100	252 240	0	0
	UNITED STATES	0	0	18	426
	ITALY	213 329	66 322	292 410	147 960
	GREECE	677 049	134 751	52 300	16 244
	SUB TOTAL	**1 952 236**	**465 428**	**346 867**	**172 230 ***
2515121000	**MARBLE AND TRAVERTINE, MERELY CUT INTO BLOCKS**				
27312	JAPAN	2	598	0	0
	CHINA	3 319 404	1 092 637	1 976 609	578 730
	THAILAND	217 950	63 206	0	0
	MALAYSIA	122 960	29 158	55	386
	INDIA	447 174	129 681	0	0
	IRAN (ISLAMIC REPUBLIC OF)	577 958	167 608	885 275	210 414
	TURKEY	34 174 791	9 837 987	24 242 425	7 337 112
	CYPRUS	27 390	3 199	45 413	11 758
	EGYPT	0	0	207 750	60 248
	MOROCCO	161 199	58 032	0	0
	SOUTH AFRICA	225 129	65 288	490 455	142 231
	AUSTRALIA	0	0	80 070	17 252
	UNITED STATES	281	1 242	0	0
	CANADA	160 589	46 571	0	0
	MEXICO	139 400	40 426	0	0
	DOMINICAN REPUBLIC	503 190	145 925	0	0
	UNITED KINGDOM	0	0	16 000	3 162
	GERMANY, FED. REP. OF	0	0	56 389	24 247
	ITALY	12 222 922	3 928 411	8 092 815	2 856 128
	SPAIN	48 920	3 570	0	0
	PORTUGAL	780 656	198 501	648 428	148 013
	GREECE	4 795 573	1 485 122	3 535 325	1 052 230
	REP. OF MACEDONIA	273 040	98 531	41 180	12 172
	SUB TOTAL	**58 198 528**	**17 395 693**	**40 318 189**	**12 454 083 ***

http://www.bps.go.id

HS / SITC	COMMODITY DESCRIPTION / COUNTRY OF ORIGIN	JANUARY - DECEMBER 2015		JANUARY - DECEMBER 2016	
		NET WEIGHT (KG)	CIF VALUE (US$)	NET WEIGHT (KG)	CIF VALUE (US$)
2515122000	**MARBLE AND TRAVERTINE, MERELY CUT INTO SLABS**				
27312	HONG KONG	83 000	26 501	0	0
	TAIWAN	41 912	15 281	42 690	22 419
	CHINA	10 257 089	5 009 991	6 499 852	3 248 878
	SINGAPORE	106 034	14 021	271 264	18 297
	MYANMAR	0	0	16 000	1 963
	VIET NAM	126 800	39 031	66 200	48 835
	INDIA	351 900	118 216	256 331	119 867
	IRAN (ISLAMIC REPUBLIC OF)	0	0	23 000	15 255
	TURKEY	4 346 898	1 858 473	906 941	467 937
	CYPRUS	394 138	110 160	0	0
	EGYPT	148 620	84 718	179 630	78 329
	AUSTRALIA	224 930	43 182	0	0
	UNITED STATES	1	417	0	0
	BRAZIL	355 000	132 518	0	0
	FRANCE	13 500	1 032	0	0
	ITALY	5 453 595	2 870 952	4 593 741	3 224 931
	SPAIN	223 220	91 752	449 885	50 532
	PORTUGAL	287 009	136 810	121 297	51 009
	GREECE	615 105	292 444	114 633	99 268
	SUB TOTAL	**23 028 751**	**10 845 499**	**13 541 464**	**7 447 520 ***
2515200000	**ECAUSSINE & OTHER CALCAREOUS MONUMENTALOR BUILDING STONE; ALABASTER**				
27312	HONG KONG	50 500	9 570	0	0
	KOREA, REPUBLIC OF	1 807	942	0	0
	CHINA	41 638	7 334	7 704	6 887
	SINGAPORE	57 000	44 791	24 263	16 957
	UNITED STATES	70	820	0	0
	SUB TOTAL	**151 015**	**63 457**	**31 967**	**23 844 ***
2516110000	**GRANITE, CRUDE OR ROUGHLY TRIMMED**				
27313	MALAYSIA	0	0	12 102 000	117 561
	SUB TOTAL	**0**	**0**	**12 102 000**	**117 561 ***
2516121000	**GRANITE, MERELY CUT INTO BLOCKS**				
27313	CHINA	418 046	134 237	80 731	7 399
	SINGAPORE	27 674	6 890	15	219
	INDIA	377 501	59 228	357 500	60 555
	TURKEY	0	0	374 160	140 689
	SOUTH AFRICA	0	0	1 401 494	406 434
	AUSTRALIA	3 266 770	1 029 056	2 455 140	726 396
	BRAZIL	2 051 505	798 147	810 770	332 416
	ITALY	1 221 904	514 045	558 100	205 935
	SUB TOTAL	**7 363 400**	**2 541 603**	**6 037 910**	**1 880 043 ***
2516122000	**GRANITE, MERELY CUT INTO SLABS**				
27313	KOREA, REPUBLIC OF	349	2 138	67 800	78 760
	TAIWAN	102 281	54 238	102 671	71 057
	CHINA	7 639 627	2 631 528	8 631 196	2 875 146
	THAILAND	16	600	0	0
	SINGAPORE	26 000	3 704	35 388	2 286
	CAMBODIA	0	0	319 645	23 974
	VIET NAM	4	2	0	0
	INDIA	2 941 402	1 271 951	1 427 164	610 133
	UNITED STATES	47 400	21 676	0	0
	CANADA	20 297	10 318	50 240	53 973
	BRAZIL	20 806	11 207	0	0
	GERMANY, FED. REP. OF	406	3 363	242	3 833
	BELGIUM	0	0	3	263
	ITALY	389 599	238 699	535 613	457 422
	PORTUGAL	22 000	6 107	0	0
	SUB TOTAL	**11 210 187**	**4 255 531**	**11 169 962**	**4 176 847 ***
2516201000	**SANDSTONE,CRUDE OR ROUGHLY TRIMMED**				
27313	CHINA	1 980	643	175 428	17 816
	SINGAPORE	0	0	11	7 205
	MALAYSIA	3 503	2 049	5	561

http://www.bps.go.id

HS / SITC	COMMODITY DESCRIPTION / COUNTRY OF ORIGIN	JANUARY - DECEMBER 2015		JANUARY - DECEMBER 2016	
		NET WEIGHT (KG)	CIF VALUE (US$)	NET WEIGHT (KG)	CIF VALUE (US$)
	AUSTRALIA	9 701	2 944	0	0
	SUB TOTAL	**15 184**	**5 636**	**175 444**	**25 582 ***
2516202000	**SANDSTONE,MERELY CUT INTO BLOCKS ORSLABS**				
27313	CHINA	10	7	0	0
	INDIA	385 069	229 054	459 710	245 119
	ITALY	23 000	3 578	0	0
	SUB TOTAL	**408 079**	**232 639**	**459 710**	**245 119 ***
2516900000	**OTHER MONUMENTAL OR BUILDING STONE**				
27313	HONG KONG	27 049	9 879	0	0
	KOREA, REPUBLIC OF	0	0	12	156
	TAIWAN	0	0	5 187	792
	CHINA	21 839	4 979	81 602	36 803
	SINGAPORE	15 180	2 157	18 977	1 876
	MALAYSIA	0	0	22 059	26 791
	INDIA	6 509	3 856	13 001	49 745
	ITALY	1 039	340	10 000	3 333
	SUB TOTAL	**71 616**	**21 211**	**150 838**	**119 496 ***
2517100000	**PEBBLES, GRAVEL, BROKEN/CRUSHED STONEWHETHER OR NOT HEAT TREATED**				
27340	JAPAN	1 543	968	114	715
	TAIWAN	0	0	79 500	15 900
	CHINA	3 270 922	599 730	3 399 620	640 339
	PAPUA NEW GUINEA	90	60	0	0
	THAILAND	39 048	34 776	0	0
	SINGAPORE	2 126	16 074	1 479	1 385
	MALAYSIA	361 052 974	2 759 999	293 447 172	1 963 473
	INDIA	28 000	2 475	56 000	6 020
	AUSTRALIA	166	4 030	18 069	24 649
	NEW ZEALAND	105 000	36 540	123 880	45 777
	UNITED STATES	255	956	159	1 130
	CANADA	4	42	0	0
	FRANCE	2 163 316	496 413	2 336 000	504 266
	GERMANY, FED. REP. OF	50 000	11 383	25 060	6 041
	DENMARK	69 200	25 362	92 502	34 972
	SUB TOTAL	**366 782 644**	**3 988 808**	**299 579 555**	**3 244 667 ***
2517200000	**MACADAM OF SLAG, DROSS OR SIMILARINDUSTRIAL WASTE**				
27340	BELGIUM	49 160	9 042	0	0
	LUXEMBOURG	1 667 510	306 938	0	0
	SUB TOTAL	**1 716 670**	**315 980**	**0**	**0 ***
2517300000	**TARRED MACADAM**				
27340	SOUTH AFRICA	0	0	63 000	15 404
	AUSTRALIA	258	884	0	0
	SUB TOTAL	**258**	**884**	**63 000**	**15 404 ***
2517410000	**GRANULES, CHIPPINGS AND POWDER OF MARBLE**				
27340	HONG KONG	0	0	12	126
	CHINA	0	0	3 350	5 125
	INDIA	1 390 715	249 173	332 800	43 545
	TURKEY	742 875	217 387	1 372 500	352 597
	UNITED KINGDOM	0	0	1 354	8 939
	FRANCE	350	60	0	0
	GERMANY, FED. REP. OF	40	1 288	16	503
	ITALY	12 674	3 841	675	3 903
	SUB TOTAL	**2 146 654**	**471 749**	**1 710 707**	**414 738 ***
2517490000	**GRANULES, CHIPPINGS & POWDER OF STONESWHETHER OR NOT HEAT TREATED**				
27340	JAPAN	11 784	20 518	2 858	9 786
	KOREA, REPUBLIC OF	36 661	14 258	18 000	4 680
	TAIWAN	250	2 325	6 457	16 235
	CHINA	2 453 722	696 425	2 347 476	690 108
	THAILAND	0	0	20 050	16 275
	SINGAPORE	53	100	876	329

http://www.bps.go.id

HS / SITC	COMMODITY DESCRIPTION / COUNTRY OF ORIGIN	JANUARY - DECEMBER 2015		JANUARY - DECEMBER 2016	
		NET WEIGHT (KG)	CIF VALUE (US$)	NET WEIGHT (KG)	CIF VALUE (US$)
	MALAYSIA	135	142	150	336
	VIET NAM	0	0	944 000	87 042
	INDIA	58 250	15 295	0	0
	UNITED ARAB EMIRATES	0	0	27	390
	SUDAN	2 928	7 705	2 445	6 543
	NIGERIA	0	0	12	106
	AUSTRALIA	71	3 610	3 596	9 870
	UNITED STATES	24	1 567	0	0
	NETHERLANDS	216 000	71 799	0	0
	GERMANY, FED. REP. OF	5 590	29 621	29 266	35 063
	ITALY	0	0	34	247
	SUB TOTAL	**2 785 468**	**863 365**	**3 375 247**	**877 010 ***
2518100000	**DOLOMITE, NOT CALCINED OR SINTERED**				
27823	CHINA	1 875 000	202 625	2 182 000	201 364
	THAILAND	8 299 999	257 300	105 000	3 425
	TURKEY	288 000	51 464	0	0
	SUB TOTAL	**10 462 999**	**511 389**	**2 287 000**	**204 789 ***
2518200000	**DOLOMITE, CALCINED OR SINTERED**				
27823	KOREA, REPUBLIC OF	1 015 284	121 868	0	0
	CHINA	11 390 489	1 431 962	0	0
	THAILAND	601 275	63 134	0	0
	VIET NAM	21 698 878	2 208 400	1 495 160	139 675
	UNITED STATES	565 063	79 109	0	0
	UNITED KINGDOM	342 148	94 982	205 640	51 416
	SUB TOTAL	**35 613 137**	**3 999 455**	**1 700 800**	**191 091 ***
2518300000	**DOLOMITE, RAMMING MIX**				
27823	CHINA	7 363 497	848 582	5 374 000	537 541
	SINGAPORE	161	371	0	0
	NORWAY	12 000	5 700	24 000	11 088
	SUB TOTAL	**7 375 658**	**854 653**	**5 398 000**	**548 629 ***
2519100000	**NATURAL MAGNESIUM CARBONATE (MAGNESITE)**				
27824	JAPAN	13 936	37 354	15 925	46 997
	KOREA, REPUBLIC OF	4 475	10 306	13 000	31 560
	TAIWAN	420	1 145	0	0
	CHINA	630 000	189 485	110 000	32 630
	SINGAPORE	50 000	17 500	0	0
	INDIA	0	0	117	1 121
	TURKEY	400 000	100 440	400 000	91 110
	NETHERLANDS	0	0	300	2 754
	GERMANY, FED. REP. OF	2 000	7 630	4 000	15 085
	GREECE	2 994	4 847	2 994	6 422
	SUB TOTAL	**1 103 825**	**368 707**	**546 336**	**227 679 ***
2519901000	**FUSED MAGNESIA; DEAD-BURNED MAGNESIA**				
27825	JAPAN	109 860	318 158	317 620	675 351
	CHINA	9 264 989	2 449 085	11 215 500	2 651 774
	INDIA	22 000	6 710	22 000	6 270
	TURKEY	0	0	14 400	5 964
	AUSTRALIA	2 689 877	1 304 641	1 000 000	393 000
	UNITED STATES	38 050	41 211	38 352	43 422
	NETHERLANDS	2 461	3 825	192 004	126 632
	FRANCE	1 280	7 242	1 280	9 967
	GERMANY, FED. REP. OF	2 174	32 251	892	17 980
	GREECE	1 000	1 950	0	0
	SUB TOTAL	**12 131 691**	**4 165 073**	**12 802 048**	**3 930 360 ***
2519902000	**OTH MAGNESIUM OXIDE, WHETHER OR NOT PURE**				
27825	JAPAN	342 438	550 063	396 147	608 724
	HONG KONG	266 519	62 717	0	0
	KOREA, REPUBLIC OF	774 621	283 771	1 123 724	262 191
	TAIWAN	50 095	44 213	100 155	85 291
	CHINA	41 835 138	16 067 580	57 350 753	14 140 921
	SINGAPORE	69 900	116 373	115 717	154 836

http://www.bps.go.id

HS / SITC	COMMODITY DESCRIPTION / COUNTRY OF ORIGIN	JANUARY - DECEMBER 2015		JANUARY - DECEMBER 2016	
		NET WEIGHT (KG)	CIF VALUE (US$)	NET WEIGHT (KG)	CIF VALUE (US$)
	MALAYSIA	767 996	360 192	25 000	3 225
	INDIA	637 999	71 634	1 561 607	156 056
	ISRAEL	0	0	1 450	7 663
	AUSTRALIA	8 010 605	3 849 485	6 900 500	2 727 600
	UNITED STATES	123 758	148 682	60 576	77 596
	BRAZIL	0	0	510	4 226
	NETHERLANDS	2 476	879	1	191
	GERMANY, FED. REP. OF	1 025	1 099	2 180	5 464
	SPAIN	151 998	54 003	48 030	16 680
	GREECE	168 000	77 092	244 500	105 892
	CZECH REPUBLIC	0	0	20 000	10 544
	SUB TOTAL	**53 202 568**	**21 687 783**	**67 950 850**	**18 367 100 ***
2520100000	**GYPSUM, ANHYDRITE**				
27323	JAPAN	1 860	6 989	2 720	11 515
	HONG KONG	26 520	19 680	0	0
	KOREA, REPUBLIC OF	548 002	211 841	620 704	229 263
	TAIWAN	0	0	5 037	6 020
	CHINA	5 461 899	575 481	295 160	191 202
	THAILAND	1 919 198 182	64 507 048	1 692 703 900	50 548 313
	SINGAPORE	5 676	16 988	2	110
	MALAYSIA	2 076 059	83 549	0	0
	INDIA	20	129	0	0
	IRAN (ISLAMIC REPUBLIC OF)	144 646	5 290	268 131 071	7 907 367
	OMAN	302 229 000	7 323 691	458 465 031	9 884 109
	UNITED ARAB EMIRATES	0	0	41	518
	MOROCCO	1 330	3 002	0	0
	AUSTRALIA	161	2 386	259	4 048
	UNITED STATES	38 290	25 146	99 657	74 113
	UNITED KINGDOM	12 000	22 247	7 200	12 433
	GERMANY, FED. REP. OF	553 000	111 556	1 147 776	242 036
	SUB TOTAL	**2 230 296 645**	**72 915 023**	**2 421 478 558**	**69 111 047 ***
2520201000	**PLASTERS, OF A KIND USE SUITABLE FOR USEIN DENTISTRY**				
27324	JAPAN	180 000	87 096	114 140	67 024
	KOREA, REPUBLIC OF	21 000	8 092	21 000	8 159
	CHINA	26 219	7 841	0	0
	SINGAPORE	0	0	2 612	712
	GERMANY, FED. REP. OF	898	5 401	0	0
	ITALY	180	1 256	0	0
	SUB TOTAL	**228 297**	**109 686**	**137 752**	**75 895 ***
2520209000	**OTHER PLASTERS**				
27324	JAPAN	103 754	49 095	25 950	28 022
	KOREA, REPUBLIC OF	1 133 960	924 149	853 444	606 933
	TAIWAN	0	0	84 353	23 130
	CHINA	756 449	188 240	1 969 376	326 545
	THAILAND	19 738 837	3 269 220	20 176 195	3 098 888
	SINGAPORE	1	34	12 072	56 050
	PHILIPPINES	0	0	31	225
	MALAYSIA	0	0	7 675	15 188
	VIET NAM	2	1	0	0
	IRAN (ISLAMIC REPUBLIC OF)	0	0	20	120
	OMAN	0	0	59	468
	TURKEY	47 049	12 484	50 623	29 006
	UNITED ARAB EMIRATES	0	0	19	371
	AUSTRALIA	40 000	36 600	505	336
	UNITED STATES	394 385	297 849	429 546	335 621
	UNITED KINGDOM	63 000	38 240	88 028	54 250
	FRANCE	75	2 058	152	3 386
	GERMANY, FED. REP. OF	84 000	48 737	48 368	15 084
	SPAIN	0	0	30	349
	KYRGYZSTAN	0	0	5 000	2 090
	SUB TOTAL	**22 361 512**	**4 866 707**	**23 751 446**	**4 596 062 ***
2521000000	**LIMESTONE FLUX; LIMESTONE AND OTHERCALCAREOUS STONE OF LIME OR CEMENT**				
27322	JAPAN	12	939	34	108
	KOREA, REPUBLIC OF	33 040 295	825 306	60 000	28 830
	TAIWAN	0	0	2 000	510

http://www.bps.go.id

HS / SITC	COMMODITY DESCRIPTION / COUNTRY OF ORIGIN	JANUARY - DECEMBER 2015		JANUARY - DECEMBER 2016	
		NET WEIGHT (KG)	CIF VALUE (US$)	NET WEIGHT (KG)	CIF VALUE (US$)
	CHINA	97 852	26 469	20 548 413	640 102
	THAILAND	15 000 000	462 500	0	0
	SINGAPORE	1 511	4 018	0	0
	PHILIPPINES	187 000 415	3 692 635	342 050 000	6 157 850
	MALAYSIA	158 105 996	4 009 248	174 019 160	4 140 324
	MYANMAR	0	0	1 288	3 629
	VIET NAM	12 489 930	527 350	750 000	44 100
	UNITED STATES	68	5 744	3	1 181
	SUB TOTAL	**405 736 079**	**9 554 209**	**537 430 898**	**11 016 634 ***
2522100000	**QUICKLIME**				
66111	JAPAN	10 009	32 694	25 509	36 063
	TAIWAN	6 770	8 604	0	0
	CHINA	418 509	101 893	922 054	232 931
	THAILAND	21 000	6 090	3 563 000	333 020
	MALAYSIA	7 872 033	1 113 828	10 643 010	1 191 053
	VIET NAM	43 064 809	4 251 410	84 629 860	7 663 707
	INDIA	0	0	50	42
	TURKEY	300 000	118 000	128 000	49 920
	AUSTRALIA	25 050	3 271	0	0
	SUB TOTAL	**51 718 180**	**5 635 790**	**99 911 483**	**9 506 736 ***
2522200000	**SLAKED LIME**				
66112	JAPAN	44 841	233 769	62 113	211 044
	KOREA, REPUBLIC OF	303 963	61 477	724 408	163 886
	CHINA	156 000	68 740	72 000	7 236
	THAILAND	28 000	7 566	48 000	11 520
	SINGAPORE	2 000	3 360	17 500	10 350
	MALAYSIA	14 088 319	1 850 574	11 133 050	1 413 147
	INDIA	0	0	300	150
	AUSTRALIA	0	0	205	801
	NETHERLANDS	0	0	1 000	390
	GERMANY, FED. REP. OF	4 608	20 878	2 560	10 368
	ITALY	22 500	4 275	0	0
	SUB TOTAL	**14 650 231**	**2 250 639**	**12 061 136**	**1 828 892 ***
2522300000	**HYDRAULIC LIME**				
66113	JAPAN	0	0	14	236
	CHINA	0	0	2 214	1 333
	SINGAPORE	188	483	5 750	1 519
	MALAYSIA	0	0	51 000	6 681
	VIET NAM	0	0	233 820	28 760
	AUSTRALIA	0	0	20	13
	UNITED STATES	125	361	155	321
	BELGIUM	100 137	31 150	100 301	31 680
	SUB TOTAL	**100 450**	**31 994**	**393 274**	**70 543 ***
2523101000	**CEMENT CLINKERS, FOR WHITE CEMENT**				
66121	KOREA, REPUBLIC OF	0	0	3 117	10 950
	UNITED STATES	4	2 497	0	0
	SUB TOTAL	**4**	**2 497**	**3 117**	**10 950 ***
2523109000	**OTHER CEMENT CLINKERS**				
66121	JAPAN	71 600 000	3 730 325	0	0
	HONG KONG	0	0	53	667
	KOREA, REPUBLIC OF	73 999 999	3 533 501	31 650 000	1 261 253
	CHINA	20 900 000	1 128 600	51 490 000	1 982 365
	THAILAND	986 668 258	49 092 371	211 060 402	7 802 532
	MALAYSIA	17 000 998	901 910	0	0
	VIET NAM	1 008 634 109	49 773 442	445 152 590	18 344 695
	BANGLADESH	0	0	67	113
	UNITED STATES	0	0	73	1 279
	FRANCE	100	2 327	35	529
	SUB TOTAL	**2 178 803 464**	**108 162 476**	**739 353 220**	**29 393 433 ***
2523210000	**PORTLAND CEMENT, WHITE CEMENT, WHETHEROR NOT ARTIFICIALLY COLOURED**				
66122	KOREA, REPUBLIC OF	0	0	6	144

http://www.bps.go.id

HS / SITC	COMMODITY DESCRIPTION / COUNTRY OF ORIGIN	JANUARY - DECEMBER 2015		JANUARY - DECEMBER 2016	
		NET WEIGHT (KG)	CIF VALUE (US$)	NET WEIGHT (KG)	CIF VALUE (US$)
	CHINA	0	0	80	44
	UNITED STATES	2	578	34	623
	SUB TOTAL	**2**	**578**	**120**	**811 ***
2523291000	**PORTLAND CEMENT, COLOURED CEMENT**				
66122	MALAYSIA	11 299 997	636 857	0	0
	UNITED STATES	0	0	1	194
	UNITED KINGDOM	449	517	0	0
	SUB TOTAL	**11 300 446**	**637 374**	**1**	**194 ***
2523299000	**OTHER PORTLAND CEMENTS**				
66122	CHINA	0	0	200	2 586
	SINGAPORE	27 854	53 670	0	0
	MALAYSIA	47 383 494	2 671 690	175 000	140 257
	VIET NAM	52 224 028	3 569 792	6 792 000	385 786
	UNITED STATES	0	0	21	1 402
	GERMANY, FED. REP. OF	0	0	10	381
	SUB TOTAL	**99 635 376**	**6 295 152**	**6 967 231**	**530 412 ***
2523300000	**ALUMINOUS CEMENT**				
66123	JAPAN	22	189	0	0
	TAIWAN	48 199	115 101	24 000	54 240
	CHINA	798 495	379 250	356 651	327 039
	UNITED KINGDOM	138 600	116 057	210 000	189 552
	FRANCE	497 180	350 841	686 000	490 735
	SUB TOTAL	**1 482 496**	**961 438**	**1 276 651**	**1 061 566 ***
2523900000	**OTHER HYDRAULIC CEMENTS**				
66129	TAIWAN	0	0	43	354
	CHINA	121 439 152	9 756 515	143 666 000	8 396 040
	THAILAND	154 923 310	9 753 668	0	0
	MALAYSIA	33 058 996	1 751 434	0	0
	VIET NAM	756 622 012	54 437 503	10 558 027	607 189
	FRANCE	0	0	12	162
	SUB TOTAL	**1 066 043 470**	**75 699 120**	**154 224 082**	**9 003 745 ***
2524900000	**OTHER ASBESTOS**				
27840	CHINA	1 812 498	919 745	4 678 296	2 605 852
	BRAZIL	23 579 986	18 110 680	21 460 000	14 423 161
	KAZAKHSTAN	2 003 545	958 287	303 900	155 669
	RUSSIA FEDERATION	93 062 233	54 064 198	88 197 550	49 172 447
	SUB TOTAL	**120 458 262**	**74 052 910**	**114 639 746**	**66 357 129 ***
2525100000	**CRUDE MICA AND MICA RIFTED INTO SHEETSOR SPLITTINGS**				
27852	JAPAN	121	4 094	55	1 620
	HONG KONG	0	0	3 820	11 472
	KOREA, REPUBLIC OF	162	1 334	35	200
	TAIWAN	70	147	252	1 103
	CHINA	430	4 166	2 510	9 356
	INDIA	0	0	51	255
	SUB TOTAL	**783**	**9 741**	**6 723**	**24 006 ***
2525200000	**MICA POWDER**				
27852	JAPAN	362 102	2 305 282	885 725	3 105 043
	HONG KONG	0	0	20	192
	KOREA, REPUBLIC OF	94 760	393 739	138 557	645 410
	TAIWAN	1 000	1 815	1 000	1 815
	CHINA	331 021	306 154	494 856	330 480
	THAILAND	4 000	4 495	9 600	2 975
	SINGAPORE	20 480	19 312	12 520	11 859
	MALAYSIA	1 171 950	407 363	1 115 319	354 459
	VIET NAM	0	0	5 000	1 925
	INDIA	309 819	162 008	244 000	114 992
	UNITED STATES	6 022	42 744	6 543	46 202
	CANADA	5 337	9 503	10 057	18 007
	UNITED KINGDOM	11 000	27 915	22 750	239 874

http://www.bps.go.id

HS / SITC	COMMODITY DESCRIPTION / COUNTRY OF ORIGIN	JANUARY - DECEMBER 2015		JANUARY - DECEMBER 2016	
		NET WEIGHT (KG)	CIF VALUE (US$)	NET WEIGHT (KG)	CIF VALUE (US$)
	FRANCE	2 450	2 238	9 840	30 812
	GERMANY, FED. REP. OF	76	3 284	109	5 506
	NORWAY	550 800	164 399	802 800	184 964
	ITALY	20	36	0	0
	SPAIN	0	0	10	243
	SUB TOTAL	**2 870 837**	**3 850 287**	**3 758 706**	**5 094 758 ***
2525300000	**MICA WASTE**				
27852	CHINA	0	0	200	1 500
	UNITED STATES	0	0	14 515	16 386
	SUB TOTAL	**0**	**0**	**14 715**	**17 886 ***
2526100000	**NATURAL STEATITE, NOT CRUSHED, NOTPOWDERED**				
27893	JAPAN	0	0	42	555
	CHINA	560 504	94 935	412 640	74 061
	MALAYSIA	0	0	3 034	2 366
	INDIA	74 998	11 750	50 000	17 000
	PAKISTAN	468 996	104 870	0	0
	UNITED STATES	0	0	2	354
	CANADA	0	0	11	824
	SUB TOTAL	**1 104 498**	**211 555**	**465 729**	**95 160 ***
2526201000	**TALC POWDER, CRUSHED OR POWDERED**				
27893	JAPAN	636 277	1 132 586	636 979	1 291 238
	HONG KONG	345 936	55 931	46 000	18 690
	KOREA, REPUBLIC OF	427 635	509 182	450 989	623 198
	TAIWAN	83 725	41 510	32 905	19 974
	CHINA	55 167 619	12 508 041	65 060 064	13 101 894
	THAILAND	606 672	223 249	331 125	140 887
	SINGAPORE	29 055	83 400	91 211	254 472
	MALAYSIA	1 062 223	372 582	777 180	249 221
	VIET NAM	210	1 822	0	0
	INDIA	17 127 468	5 158 729	16 200 504	5 192 161
	UNITED ARAB EMIRATES	0	0	16	247
	UNITED STATES	2 985 995	1 137 334	2 543 466	920 364
	UNITED KINGDOM	13 000	4 810	48 000	17 520
	NETHERLANDS	19 000	9 630	83 096	34 527
	FRANCE	19 825	12 403	16 638	19 220
	GERMANY, FED. REP. OF	25	394	0	0
	BELGIUM	0	0	3 000	1 026
	FINLAND	0	0	76 500	31 926
	ITALY	109 810	59 789	127 000	71 563
	SUB TOTAL	**78 634 475**	**21 311 392**	**86 524 673**	**21 988 128 ***
2526209000	**OTH NATURAL STEATIVE, CRUSHED/POWDERED**				
27893	JAPAN	99 670	101 806	68 973	100 371
	KOREA, REPUBLIC OF	830 168	367 665	482 489	224 018
	TAIWAN	1 250 040	364 515	1 284 351	393 487
	CHINA	4 320 098	738 185	2 115 825	494 554
	SINGAPORE	6	13	174	118
	VIET NAM	150	496	100	416
	INDIA	0	0	40 000	7 680
	UNITED STATES	1 888	24 231	300	6 887
	MEXICO	0	0	1	4
	NETHERLANDS	0	0	4 800	4 740
	GERMANY, FED. REP. OF	8 800	39 414	6 800	59 500
	AUSTRIA	9 600	8 675	0	0
	ITALY	1 050	6 835	1 275	7 148
	CZECH REPUBLIC	4 000	3 404	3 627	1 003
	SUB TOTAL	**6 525 470**	**1 655 239**	**4 008 715**	**1 299 926 ***
2528000000	**NATURAL BORATES AND CONCENTRATES;NATURALBORIC ACID CONTAINING < 85% OF H3BO3**				
27894	MALAYSIA	37 344	3 697	0	0
	TURKEY	23 999	10 560	0	0
	UNITED STATES	0	0	650	2 692
	ARGENTINA	1 040 000	689 520	1 280 000	685 320
	BOLIVIA	300 000	126 000	0	0
	SUB TOTAL	**1 401 343**	**829 777**	**1 280 650**	**688 012 ***

http://www.bps.go.id

HS / SITC	COMMODITY DESCRIPTION / COUNTRY OF ORIGIN	JANUARY - DECEMBER 2015		JANUARY - DECEMBER 2016	
		NET WEIGHT (KG)	CIF VALUE (US$)	NET WEIGHT (KG)	CIF VALUE (US$)
2529100000	**FELDSPAR**				
27853	JAPAN	16 893	6 022	698	627
	HONG KONG	1 455 992	170 812	1 742 000	190 580
	KOREA, REPUBLIC OF	1 812 818	908 975	2 813 736	1 091 277
	TAIWAN	1 581 192	286 429	2 079 588	344 015
	CHINA	37 170 291	4 467 450	16 323 430	3 083 340
	THAILAND	184 173 734	7 989 305	95 461 213	3 677 634
	SINGAPORE	0	0	46 800	21 996
	MALAYSIA	706 780	322 402	439 447	175 873
	INDIA	52 992 953	5 884 778	62 875 031	6 926 289
	PAKISTAN	1 910 000	429 750	0	0
	TURKEY	15 085 240	2 119 838	13 638 200	1 838 184
	SOUTH AFRICA	21 000	14 731	0	0
	MAURITIUS	273 000	173 803	0	0
	BELGIUM	75 600	22 621	0	0
	SWEDEN	11 600	11 303	79 600	47 210
	ITALY	406 000	73 503	0	0
	SPAIN	10	23	6 000	820
	GREECE	0	0	75 000	9 900
	KYRGYZSTAN	0	0	15	16
	SUB TOTAL	**297 693 103**	**22 881 745**	**195 580 758**	**17 407 761 ***
2529210000	**FLUORSPAR, CONTAINING BY WEIGHT 97% ORLESS OF CALCIUM FLUORIDE**				
27854	HONG KONG	0	0	201	53 167
	KOREA, REPUBLIC OF	100 000	27 500	149 700	39 671
	CHINA	4 522 557	1 235 862	15 659 451	4 402 018
	MONGOLIA	20 000	7 340	60 000	18 600
	THAILAND	0	0	160 000	49 740
	SINGAPORE	0	0	24 000	9 912
	PAKISTAN	11 405 494	2 671 958	1 340 000	348 240
	UNITED STATES	4 082	2 772	13 620	8 123
	MEXICO	44 440	21 751	22 470	10 998
	GERMANY, FED. REP. OF	0	0	24 000	9 720
	CZECH REPUBLIC	54 000	15 092	79 373	24 748
	SUB TOTAL	**16 150 573**	**3 982 275**	**17 532 815**	**4 974 937 ***
2529220000	**FLUORSPAR, CONTAINING BY WEIGHT MORETHAN 97% OF CALCIUM FLUORIDE**				
27854	HONG KONG	3 000	1 185	0	0
	CHINA	942 931	560 606	907 222	433 328
	THAILAND	80 000	27 400	0	0
	INDIA	131 500	84 015	105 231	65 402
	SOUTH AFRICA	20 000	10 500	0	0
	UNITED KINGDOM	84 000	47 273	136 000	71 546
	GERMANY, FED. REP. OF	240 000	134 298	200 000	113 135
	SUB TOTAL	**1 501 431**	**865 277**	**1 348 453**	**683 411 ***
2529300000	**LEUCITE; NEPHELINE & NEPHELINE SYENITE**				
27853	TAIWAN	94 411	23 846	45 000	7 440
	CHINA	860 000	231 873	381 680	100 315
	MALAYSIA	586 496	215 001	472 546	188 899
	CANADA	1 637 998	672 922	1 914 300	760 990
	NORWAY	15 000	5 580	48 000	18 114
	SPAIN	107 000	38 452	57 400	20 195
	SUB TOTAL	**3 300 905**	**1 187 674**	**2 918 926**	**1 095 953 ***
2530100000	**VERMICULITE, PERLITE AND CHLORITES,UNEXPANDED**				
27898	JAPAN	24 185	72 905	22 736	68 621
	HONG KONG	0	0	5 000	525
	KOREA, REPUBLIC OF	80 089	42 978	60 000	31 080
	TAIWAN	68 843	66 664	58 200	50 152
	CHINA	786 190	310 130	606 109	237 930
	THAILAND	66 000	37 950	120 600	69 948
	SINGAPORE	231	2 525	30	118
	PHILIPPINES	2 470 798	917 340	2 478 600	902 790
	MALAYSIA	0	0	4 102	8 787
	INDIA	24 000	10 080	0	0
	IRAN (ISLAMIC REPUBLIC OF)	2 000	270	0	0
	TURKEY	258 999	26 318	300 000	30 650
	SOUTH AFRICA	43 000	22 575	43 000	18 437

http://www.bps.go.id

HS / SITC	COMMODITY DESCRIPTION / COUNTRY OF ORIGIN	JANUARY - DECEMBER 2015		JANUARY - DECEMBER 2016	
		NET WEIGHT (KG)	CIF VALUE (US$)	NET WEIGHT (KG)	CIF VALUE (US$)
	NEW ZEALAND	25 000	8 500	0	0
	UNITED STATES	177 756	176 157	418 104	224 756
	ANGUILLA	22 500	6 728	0	0
	BELGIUM	4 328	6 529	0	0
	SUB TOTAL	**4 053 919**	**1 707 649**	**4 116 481**	**1 643 794 ***
2530201000	**KIESERITE**				
27899	CHINA	93 020 455	12 832 917	56 642 250	6 164 332
	SINGAPORE	24 000	3 713	0	0
	MALAYSIA	100 000	12 800	2 223 000	601 307
	EGYPT	1 100 000	138 050	0	0
	GERMANY, FED. REP. OF	82 714 326	15 953 455	81 946 871	15 035 930
	SUB TOTAL	**176 958 781**	**28 940 935**	**140 812 121**	**21 801 569 ***
2530202000	**EPSOMITE**				
27899	KOREA, REPUBLIC OF	0	0	71 527	79 990
	UNITED STATES	28	1 828	41	1 200
	SUB TOTAL	**28**	**1 828**	**71 568**	**81 190 ***
2530901000	**ZIRCONIUM SILICATES OF A KIND USED ASOPACIFIERS**				
27899	JAPAN	1 014	7 204	6 050	42 840
	KOREA, REPUBLIC OF	25	497	2	51
	TAIWAN	0	0	22 000	25 300
	CHINA	162 603	89 107	888 560	254 622
	THAILAND	24 000	36 720	34 000	47 100
	MALAYSIA	1 917 414	2 525 741	2 476 000	3 064 840
	VIET NAM	24 000	28 800	125 000	147 125
	AUSTRALIA	0	0	45	1 579
	UNITED STATES	40	801	0	0
	UNITED KINGDOM	0	0	1	390
	GERMANY, FED. REP. OF	52 000	66 300	156 000	187 460
	ITALY	312 000	401 700	286 447	348 604
	SPAIN	21 000	27 432	0	0
	SUB TOTAL	**2 514 096**	**3 184 302**	**3 994 105**	**4 119 911 ***
2530909000	**OTHER MINERAL SUBSTANCES NOT ELSEWHERESPECIFIED OR INCLUDED**				
27899	JAPAN	6 429 322	776 153	7 386 200	1 116 721
	HONG KONG	0	0	25 000	4 825
	KOREA, REPUBLIC OF	6 287 088	1 363 563	4 863 313	1 249 148
	TAIWAN	35 051	65 865	36 622	51 973
	CHINA	4 472 099	1 068 885	3 641 328	690 394
	THAILAND	397 999	44 220	1 784 000	221 652
	SINGAPORE	2 280 024	1 902 036	1 864 045	1 445 273
	PHILIPPINES	28 800	15 120	40 000	15 120
	MALAYSIA	10 268 996	746 527	10 523 034	704 850
	INDIA	600	4 320	0	0
	INDONESIA	150	338	0	0
	TURKEY	20 000	10 000	0	0
	AUSTRALIA	147	14 373	80 058	68 685
	UNITED STATES	1 001	2 096	10 696	18 530
	CANADA	382	352	0	0
	MEXICO	0	0	11	120
	UNITED KINGDOM	2 000	3 787	15 000	37 000
	NETHERLANDS	33 800	20 308	69 300	37 016
	GERMANY, FED. REP. OF	298	1 890	2 966	11 818
	SPAIN	10	23	0	0
	SUB TOTAL	**30 257 767**	**6 039 856**	**30 341 573**	**5 673 125 ***
2601110000	**IRON ORES AND CONCENTRATES, OTHER THANROASTED IRON PYRITES :NON AGGLOMERATED**				
28150	JAPAN	1	8	20 000	10 689
	CHINA	348 999	103 950	0	0
	SINGAPORE	0	0	130 000	47 032
	MALAYSIA	250	12	14 881 000	2 010 006
	AUSTRALIA	3 399 105 184	173 907 334	3 460 615 102	177 975 043
	UNITED STATES	0	0	1	165
	CANADA	235 436 712	15 340 223	304 927 916	15 200 841
	CHILE	163 944 000	16 511 835	0	0
	BRAZIL	1 491 335 935	95 061 321	1 328 039 563	64 806 893

http://www.bps.go.id

HS / SITC	COMMODITY DESCRIPTION / COUNTRY OF ORIGIN	JANUARY - DECEMBER 2015		JANUARY - DECEMBER 2016	
		NET WEIGHT (KG)	CIF VALUE (US$)	NET WEIGHT (KG)	CIF VALUE (US$)
	NETHERLANDS	5 200	2 892	0	0
	GERMANY, FED. REP. OF	0	0	5 000	9 149
	SWEDEN	304 000	70 723	405 002	66 693
	SUB TOTAL	**5 290 480 281**	**300 998 298**	**5 109 023 584**	**260 126 511 ***
2601120000	**IRON ORES AND CONCENTRATES, OTHER THANROASTED IRON PYRITES :AGGLOMERATED**				
28160	JAPAN	51	81	0	0
	SINGAPORE	720 000	273 195	251 277	167 998
	MALAYSIA	23 538 600	1 862 932	0	0
	BAHRAIN	0	0	40	336
	AUSTRALIA	0	0	242 570	91 210
	NEW CALEDONIA	0	0	5	112
	BRAZIL	109 728 275	11 347 668	53	292
	SPAIN	300	2 366	0	0
	SUB TOTAL	**133 987 226**	**13 486 242**	**493 945**	**259 948 ***
2601200000	**ROASTED IRON PYRITES**				
28140	KOREA, REPUBLIC OF	0	0	100 320	165 528
	AUSTRALIA	263 999	83 771	0	0
	UNITED STATES	0	0	19 000	10 620
	CANADA	0	0	1	305
	SUB TOTAL	**263 999**	**83 771**	**119 321**	**176 453 ***
2602000000	**MANGANESE ORES & CONCENTRATES,INCLUDINGFERRUGINOUS MANGANESE, M.CONTENT >= 20%**				
28770	SINGAPORE	14 061	44 566	55	102
	MALAYSIA	17 400 000	1 139 859	38 800 000	1 703 253
	TURKEY	960 389	120 049	0	0
	COTE D'IVOIRE	3 224 900	376 972	0	0
	SOUTH AFRICA	3 146 780	262 127	0	0
	AUSTRALIA	20 770 998	3 408 129	21 776 000	3 037 319
	BRAZIL	104 000	157 764	145 000	214 718
	NETHERLANDS	76 525	48 387	99 840	69 351
	GERMANY, FED. REP. OF	13	1 525	14	794
	SUB TOTAL	**45 697 666**	**5 559 378**	**60 820 909**	**5 025 537 ***
2603000000	**COPPER ORES AND CONCENTRATES**				
28310	JAPAN	0	0	30	387
	TAIWAN	18 759 653	34 217 939	0	0
	SINGAPORE	12	275	0	0
	AUSTRALIA	24 512 856	43 371 590	0	0
	UNITED STATES	20 189 615	29 880 918	150	4 596
	UNITED KINGDOM	0	0	10	607
	SUB TOTAL	**63 462 136**	**107 470 722**	**190**	**5 590 ***
2604000000	**NICKEL ORES AND CONCENTRATES**				
28410	KOREA, REPUBLIC OF	0	0	1 498	7 011
	SINGAPORE	1	25	0	0
	AUSTRALIA	0	0	379	19 807
	SUB TOTAL	**1**	**25**	**1 877**	**26 818 ***
2605000000	**COBALT ORES AND CONCENTRATES**				
28793	KOREA, REPUBLIC OF	0	0	10	101
	SINGAPORE	0	0	36	1 045
	UNITED STATES	0	0	1	147
	SUB TOTAL	**0**	**0**	**47**	**1 293 ***
2606000000	**ALUMINIUM ORES AND CONCENTRATES**				
28510	KOREA, REPUBLIC OF	0	0	58	225
	CHINA	94 808	39 733	299 400	124 042
	BRAZIL	107 773	73 656	0	0
	GUYANA	0	0	700 680	286 319
	UNITED KINGDOM	0	0	5 000	2 069
	NETHERLANDS	1 110 060	594 526	100 000	60 933
	GERMANY, FED. REP. OF	20 000	11 310	0	0
	SUB TOTAL	**1 332 641**	**719 225**	**1 105 138**	**473 588 ***

http://www.bps.go.id

HS / SITC	COMMODITY DESCRIPTION / COUNTRY OF ORIGIN	JANUARY - DECEMBER 2015		JANUARY - DECEMBER 2016	
		NET WEIGHT (KG)	CIF VALUE (US$)	NET WEIGHT (KG)	CIF VALUE (US$)
2608000000	**ZINC ORES AND CONCENTRATES**				
28750	JAPAN	12 680	119 433	5 280	50 939
	SUB TOTAL	**12 680**	**119 433**	**5 280**	**50 939 ***
2609000000	**TIN ORES AND CONCENTRATES**				
28760	JAPAN	1 250	53 890	400	11 880
	INDIA	88	66 900	47	64 402
	BULGARIA	5	370	0	0
	SUB TOTAL	**1 343**	**121 160**	**447**	**76 282 ***
2610000000	**CHROMIUM ORES AND CONCENTRATES**				
28791	KOREA, REPUBLIC OF	220 000	100 300	480 000	214 200
	TAIWAN	1 000	450	0	0
	CHINA	141	325	44 737	23 736
	SINGAPORE	120	71	0	0
	SOUTH AFRICA	5 756 993	1 992 300	5 109 620	1 651 824
	UNITED STATES	0	0	11	161
	UNITED KINGDOM	0	0	60 000	16 200
	SUB TOTAL	**5 978 254**	**2 093 446**	**5 694 368**	**1 906 121 ***
2611000000	**TUNGSTEN ORES AND CONCENTRATES**				
28792	JAPAN	18	1 115	13	399
	TAIWAN	1	1	0	0
	CHINA	3 522	260 062	5 055	325 898
	GERMANY, FED. REP. OF	16	740	0	0
	SUB TOTAL	**3 557**	**261 918**	**5 068**	**326 297 ***
2613900000	**MOLYBDENUM ORES AND CONCENTRATES, NOTROASTED**				
28782	KOREA, REPUBLIC OF	95	1 459	0	0
	TAIWAN	0	0	2 376	1 939
	CHINA	0	0	121	1 366
	SINGAPORE	0	0	1	223
	UNITED KINGDOM	0	0	1	193
	SUB TOTAL	**95**	**1 459**	**2 499**	**3 721 ***
2614001000	**TITANIUM ORES AND CONCENTRATES, ILMENITEORES AND CONCENTRATES**				
28783	AUSTRALIA	26 000	24 440	26 000	23 400
	UNITED KINGDOM	30 000	43 484	0	0
	SUB TOTAL	**56 000**	**67 924**	**26 000**	**23 400 ***
2614009000	**TITANIUM ORES AND CONCENTRATES, OTHERTHAN ILMENITE ORES & CONCENTRATES**				
28783	CHINA	878 256	559 200	832 000	447 281
	THAILAND	506 000	373 060	0	0
	SINGAPORE	21	617	0	0
	INDIA	140 000	121 800	140 500	112 625
	CYPRUS	168 000	157 972	0	0
	SIERRA LEONE	0	0	50	51
	SOUTH AFRICA	452 000	370 320	1 400 000	970 880
	AUSTRALIA	3 960 999	3 484 736	3 899 100	2 969 338
	UNITED STATES	40	728	0	0
	NETHERLANDS	48 053	41 546	0	0
	GERMANY, FED. REP. OF	0	0	3 000	4 938
	AUSTRIA	84 000	73 920	392 000	305 512
	SWITZERLAND	56 000	52 666	0	0
	SUB TOTAL	**6 293 369**	**5 236 565**	**6 666 650**	**4 810 625 ***
2615100000	**ZIRCONIUM ORES AND CONCENTRATES**				
28784	JAPAN	197 125	474 910	758 565	1 023 993
	KOREA, REPUBLIC OF	18 950	261 634	32 750	325 803
	TAIWAN	701 514	562 622	748 580	496 285
	CHINA	195 099	254 807	200	547
	MALAYSIA	4 605 995	5 929 516	3 622 000	4 467 480
	VIET NAM	242 500	303 925	94 000	114 850
	SOUTH AFRICA	196 799	238 496	240 050	248 800
	AUSTRALIA	1 257 998	1 384 534	518 000	502 830
	UNITED STATES	1 660	1 408	2 425	12 765

http://www.bps.go.id

HS / SITC	COMMODITY DESCRIPTION / COUNTRY OF ORIGIN	JANUARY - DECEMBER 2015		JANUARY - DECEMBER 2016	
		NET WEIGHT (KG)	CIF VALUE (US$)	NET WEIGHT (KG)	CIF VALUE (US$)
	FRANCE	400	5 746	0	0
	GERMANY, FED. REP. OF	53 500	70 700	104 000	124 540
	ITALY	412 000	519 925	1 040 000	1 290 269
	SPAIN	21 000	28 105	0	0
	UKRAINE	358 999	372 710	925 000	851 625
	SUB TOTAL	**8 263 539**	**10 409 038**	**8 085 570**	**9 459 787 ***
2615900000	**NIOBIUM, TANTALUM OR VANADIUM ORES ANDCONCENTRATES**				
28785	JAPAN	55 722	221 205	38 496	190 468
	TAIWAN	17 000	29 960	8 000	13 242
	CHINA	58 000	73 800	0	0
	MALAYSIA	0	0	26	986
	GERMANY, FED. REP. OF	53 378	104 269	156 000	185 900
	SUB TOTAL	**184 100**	**429 234**	**202 522**	**390 596 ***
2616900000	**PRECIOUS METAL ORES OTHER THAN SILVERORES AND CONCENTRATES**				
28919	HONG KONG	0	0	200	103 300
	CHINA	0	0	50	27 500
	THAILAND	18	2 122	0	0
	SINGAPORE	47	474	0	0
	INDIA	0	0	18	161
	AUSTRALIA	0	0	3	109
	UNITED STATES	4	1 236	0	0
	GERMANY, FED. REP. OF	500	257 964	563	329 960
	SUB TOTAL	**569**	**261 796**	**834**	**461 030 ***
2617100000	**ANTIMONY ORES AND CONCENTRATES**				
28799	JAPAN	38 041	377 424	9 521	211 736
	UNITED STATES	1	1 683	0	0
	SUB TOTAL	**38 042**	**379 107**	**9 521**	**211 736 ***
2617900000	**OTHER ORES AND CONCENTRATES.**				
28799	KOREA, REPUBLIC OF	17 835	25 906	7 006	16 168
	TAIWAN	36 075	15 445	18 170	7 936
	CHINA	18 000	7 650	5	52
	SINGAPORE	0	0	2	525
	SUDAN	138	1 234	664	2 960
	AUSTRALIA	48 003	19 164	92	6 368
	NEW ZEALAND	0	0	1 004	26 399
	UNITED STATES	11	8 256	0	0
	CANADA	48	6 683	358	7 538
	ITALY	0	0	15	113
	SUB TOTAL	**120 110**	**84 338**	**27 316**	**68 059 ***
2618000000	**GRANULATED SLAG (SLAG SAND)FROM THEMANUFACTURE OF IRON OR STEEL**				
27861	CHINA	0	0	29	141
	SINGAPORE	0	0	1	5
	UNITED STATES	6	226	0	0
	SUB TOTAL	**6**	**226**	**30**	**146 ***
2620110000	**SLAG,ASH & RESIDUES CONTAINING MAINLYZINC, HARD ZINC SPELTER**				
28810	KOREA, REPUBLIC OF	1	1	0	0
	SUB TOTAL	**1**	**1**	**0**	**0 ***
2620190000	**SLAG,ASH & RESIDUES CONTAINING MAINLYZINC, NOT HARD ZINC SPELTER**				
28810	MALAYSIA	0	0	30	667
	SUB TOTAL	**0**	**0**	**30**	**667 ***
2620210000	**SLAG,ASH & RESIDUES CONT MAINLY LEAD,LEADED GASOLINE SLUDGES & ANTI-KNOCK**				
28810	JAPAN	0	0	3	136
	SUB TOTAL	**0**	**0**	**3**	**136 ***

http://www.bps.go.id

HS / SITC	COMMODITY DESCRIPTION / COUNTRY OF ORIGIN	JANUARY - DECEMBER 2015		JANUARY - DECEMBER 2016	
		NET WEIGHT (KG)	CIF VALUE (US$)	NET WEIGHT (KG)	CIF VALUE (US$)
2620290000	**SLAG,ASH & RESIDUES CONT MAINLY LEAD,NOT LEADED GASOLINE SLUDGES & ANTI-KN**				
28810	JAPAN	622	3 950	482	3 486
	SUB TOTAL	**622**	**3 950**	**482**	**3 486 ***
2620400000	**SLAG,ASH & RESIDUES CONTAINING MAINLYALUMUNIUM**				
28810	JAPAN	0	0	438	1 520
	CHINA	0	0	217	67
	THAILAND	107	14 439	0	0
	SINGAPORE	0	0	4	372
	SUB TOTAL	**107**	**14 439**	**659**	**1 959 ***
2620600000	**SLAG,ASH & RESIDUES CONTAINING ARSENIC,MERCURY,THALLIUM OR THEIR MIXTURES**				
28810	KOREA, REPUBLIC OF	513	7 281	0	0
	UNITED KINGDOM	0	0	1 118	15 581
	SUB TOTAL	**513**	**7 281**	**1 118**	**15 581 ***
2620999000	**OTHER SLAG, ASH & RESIDUES,CONTAININGMETALS, ARSENIC, OR THEIR COMPOUNDS**				
28810	HONG KONG	3 184	27 359	569	1 557
	KOREA, REPUBLIC OF	112	991	0	0
	CHINA	926	452	75	583
	SUB TOTAL	**4 222**	**28 802**	**644**	**2 140 ***
2701110000	**ANTHRACITE**				
32110	HONG KONG	11 520 450	1 242 325	8 122	502 061
	TAIWAN	0	0	93 000	13 950
	CHINA	11 105 299	1 752 000	100 617 050	9 071 494
	THAILAND	887 999	390 960	567 610	236 044
	SINGAPORE	0	0	10 910 400	741 907
	MALAYSIA	1 319 999	373 200	691 140	176 641
	VIET NAM	120 981 070	14 195 525	12 438 320	2 686 087
	INDIA	600	417	0	0
	AUSTRALIA	0	0	43 860 000	3 640 380
	UNITED STATES	0	0	3 158	14 566
	UNITED KINGDOM	48	443	0	0
	GERMANY, FED. REP. OF	0	0	56 000	30 279
	BELGIUM	97 259	35 140	58 100	23 855
	ITALY	0	0	291	1 040
	RUSSIA FEDERATION	33 000 000	2 795 430	176 261 000	12 392 791
	SUB TOTAL	**178 912 724**	**20 785 440**	**345 564 191**	**29 531 095 ***
2701121000	**BITUMINOUS COAL: COKING COAL**				
32121	JAPAN	250 345	95 982	0	0
	HONG KONG	55 000 000	3 675 650	56 202 000	3 363 690
	CHINA	74 698 000	5 856 833	144 575 000	11 530 881
	SINGAPORE	54 087 000	3 941 861	135 848 000	9 210 745
	AUSTRALIA	2 303 568 577	240 381 173	2 443 245 010	231 288 295
	NEW ZEALAND	62 429 100	5 743 840	0	0
	SWITZERLAND	60 500 000	3 308 140	60 500 000	3 207 105
	RUSSIA FEDERATION	0	0	165 000 000	16 466 209
	SUB TOTAL	**2 610 533 022**	**263 003 479**	**3 005 370 010**	**275 066 925 ***
2701129000	**BITUMINOUS COAL: NOT COKING COAL**				
32121	JAPAN	555 000	200 122	675 014	269 894
	TAIWAN	13 100	6 943	0	0
	THAILAND	5 040	3 632	528 000	215 136
	SINGAPORE	0	0	68	760
	MALAYSIA	0	0	10 664	85 960
	INDIA	11 250	4 298	0	0
	AUSTRALIA	102	847	35	484
	UNITED STATES	795	4 270	425	2 239
	UNITED KINGDOM	56 999	25 080	0	0
	SUB TOTAL	**642 286**	**245 192**	**1 214 206**	**574 473 ***
2701190000	**OTHER COAL,WHETHER OR NOT PULVERISEDBUT NOT AGGLOMERATED**				
32122	JAPAN	361 041	152 027	580 145	255 303
	TAIWAN	15 700	8 347	22 000	7 900

http://www.bps.go.id

HS / SITC	COMMODITY DESCRIPTION / COUNTRY OF ORIGIN	JANUARY - DECEMBER 2015		JANUARY - DECEMBER 2016	
		NET WEIGHT (KG)	CIF VALUE (US$)	NET WEIGHT (KG)	CIF VALUE (US$)
	CHINA	325 998	41 267	452 100	58 509
	SINGAPORE	0	0	70	3 426
	PHILIPPINES	158	404	0	0
	AUSTRALIA	49	8 392	115 447 613	9 467 593
	UNITED STATES	45	610	72 148 081	7 006 878
	CANADA	22 680	10 727	0	0
	RUSSIA FEDERATION	22 000 000	1 760 000	23 570 029	1 791 493
	SUB TOTAL	**22 725 671**	**1 981 774**	**212 220 038**	**18 591 102 ***
2701200000	**BRIQUETTES,OVOIDS & SIMILAR SOLIDFUELS MANUFACTURED FROM COAL**				
32210	JAPAN	1 000	1 667	0	0
	HONG KONG	15	10 463	0	0
	CHINA	196 000	44 513	65	114
	MALAYSIA	49 610	11 410	89 070	21 822
	UNITED STATES	2 264 493	575 562	571 730	145 475
	FINLAND	0	0	14	30
	SUB TOTAL	**2 511 118**	**643 615**	**660 879**	**167 441 ***
2702100000	**LIGNITE, WHETHER OR NOT PULVERISED,BUT NOT AGGLOMERATED**				
32221	INDIA	0	0	1 807	4 799
	UNITED STATES	18 371	41 546	4 990	27 942
	SUB TOTAL	**18 371**	**41 546**	**6 797**	**32 741 ***
2702200000	**AGGLOMERATED LIGNITE**				
32222	CHINA	11 694	27 031	0	0
	SUB TOTAL	**11 694**	**27 031**	**0**	**0 ***
2703001000	**PEAT, WHETHER OR NOT COMPRESSED INTOBALES, BUT NOT AGGLOMERATED**				
32230	MALAYSIA	11 141	18 188	0	0
	NETHERLANDS	311 586	48 092	405 117	58 902
	LITHUANIA	0	0	24 593	3 785
	LATVIA	21 914	14 391	0	0
	SUB TOTAL	**344 641**	**80 671**	**429 710**	**62 687 ***
2704001000	**COKE & SEMI-COKE OF COAL**				
32500	JAPAN	1 214 950	490 237	1 197 593	597 069
	HONG KONG	2 775 387	643 087	6 913 040	2 881 589
	KOREA, REPUBLIC OF	69 092	46 368	120 009	75 081
	TAIWAN	199 604	65 964	102 623	32 366
	CHINA	213 507 646	37 360 065	537 945 779	77 764 978
	MALAYSIA	1 300 041	345 925	1 718 745	495 503
	UNITED STATES	0	0	1	197
	SUB TOTAL	**219 066 720**	**38 951 646**	**547 997 790**	**81 846 783 ***
2704002000	**COKE & SEMI-COKE OF LIGNITE OR OF PEAT**				
32500	CHINA	0	0	300 478	111 518
	SUB TOTAL	**0**	**0**	**300 478**	**111 518 ***
2704003000	**RETORT CARBON**				
32500	KOREA, REPUBLIC OF	10	44	0	0
	CHINA	1 412 000	327 736	1 560 007	320 961
	SINGAPORE	22	223	0	0
	MALAYSIA	3 387 997	694 540	3 800 000	694 500
	SWEDEN	69 300	62 370	138 600	109 120
	SUB TOTAL	**4 869 329**	**1 084 913**	**5 498 607**	**1 124 581 ***
2705000000	**COAL GAS, WATER GAS, PRODUCER GAS ANDSIMILAR GASES OTH THAN PETROLEUM GAS AND**				
34500	TAIWAN	0	0	8 000	8 720
	SINGAPORE	2 397	27 506	0	0
	UNITED STATES	410	6 188	0	0
	SUB TOTAL	**2 807**	**33 694**	**8 000**	**8 720 ***
2706000000	**TAR DISTILLED FROM COAL,FROM LIGNITE ORFROM PEAT & OTHER MINERAL TARS, INCLUDE**				
33521	JAPAN	280	770	0	0

http://www.bps.go.id

HS / SITC	COMMODITY DESCRIPTION / COUNTRY OF ORIGIN	JANUARY - DECEMBER 2015		JANUARY - DECEMBER 2016	
		NET WEIGHT (KG)	CIF VALUE (US$)	NET WEIGHT (KG)	CIF VALUE (US$)
	KOREA, REPUBLIC OF	10 789 338	2 759 771	0	0
	TAIWAN	27 342 325	8 459 765	292 000	114 850
	CHINA	16 410 811	6 912 406	0	0
	MALAYSIA	0	0	4 500	6 103
	AUSTRALIA	0	0	280	621
	UNITED KINGDOM	108 000	139 860	18 000	23 310
	GERMANY, FED. REP. OF	0	0	11 750	9 547
	SPAIN	0	0	55 354	65 721
	SUB TOTAL	**54 650 754**	**18 272 572**	**381 884**	**220 152 ***
2707100000	**BENZOL (BENZENE)**				
33522	UNITED STATES	2	1 112	0	0
	SUB TOTAL	**2**	**1 112**	**0**	**0 ***
2707200000	**TOLUOL (TOLUENE)**				
33523	JAPAN	5 245	28 089	1 205	8 486
	KOREA, REPUBLIC OF	49 222	222 004	23 866	145 222
	SUB TOTAL	**54 467**	**250 093**	**25 071**	**153 708 ***
2707300000	**XYLOL (XYLENES)**				
33524	JAPAN	541	2 474	252	1 410
	KOREA, REPUBLIC OF	20	1 763	1 253 346	1 021 402
	CHINA	0	0	495	1 934
	THAILAND	3 378 446	2 472 711	2 410 850	1 571 995
	SINGAPORE	6 933	8 082	720	654
	MALAYSIA	110 773	110 175	81 210	78 081
	UNITED KINGDOM	0	0	1	100
	NETHERLANDS	43 200	48 810	27 000	27 957
	GERMANY, FED. REP. OF	0	0	23	75
	SPAIN	54 400	46 410	60 080	58 478
	SUB TOTAL	**3 594 313**	**2 690 425**	**3 833 977**	**2 762 086 ***
2707400000	**NAPTHALENE**				
33525	JAPAN	240 340	237 032	171 070	145 294
	HONG KONG	200	12 160	0	0
	KOREA, REPUBLIC OF	1 591 281	1 872 466	1 171 133	1 161 857
	TAIWAN	160	1 467	0	0
	CHINA	600	14 591	0	0
	SINGAPORE	0	0	152	1 594
	UNITED STATES	174	2 433	32	491
	SUB TOTAL	**1 832 755**	**2 140 149**	**1 342 387**	**1 309 236 ***
2707500000	**OTH AROMATIC HYDROCARBON MIX.OF >= 65%BY VOL ,DISTILS AT 250.C, ASTM D 86 METH**				
33525	JAPAN	120 994	100 116	41 660	68 024
	KOREA, REPUBLIC OF	12 590 094	9 942 004	11 642 696	8 291 216
	TAIWAN	482 536	829 274	759 772	1 281 842
	CHINA	10 182	174 867	12 049	193 206
	THAILAND	2 099 918	1 699 087	18 504 058	11 572 930
	SINGAPORE	9 881 786	13 644 152	35 946 324	25 441 689
	MALAYSIA	1 209	12 208	1 591	19 300
	UNITED STATES	67 952	171 311	23 731	56 571
	UNITED KINGDOM	0	0	28 968	284 364
	NETHERLANDS	250 002	167 452	27 463 091	2 659 388
	FRANCE	61 971	170 295	52 602	120 390
	GERMANY, FED. REP. OF	522	9 282	81	1 100
	BELGIUM	0	0	185	403
	SWITZERLAND	0	0	8	284
	ITALY	0	0	19	52
	SLOVENIA	3 606	48 639	4 030	52 763
	SUB TOTAL	**25 570 772**	**26 968 687**	**94 480 865**	**50 043 522 ***
2707910000	**CREOSOTE OILS**				
33525	JAPAN	5 104	9 067	0	0
	CHINA	642 399	387 371	0	0
	UNITED KINGDOM	48 000	94 732	32 000	55 650
	GERMANY, FED. REP. OF	24	165	0	0
	SUB TOTAL	**695 527**	**491 335**	**32 000**	**55 650 ***

http://www.bps.go.id

HS / SITC	COMMODITY DESCRIPTION / COUNTRY OF ORIGIN	JANUARY - DECEMBER 2015		JANUARY - DECEMBER 2016	
		NET WEIGHT (KG)	CIF VALUE (US$)	NET WEIGHT (KG)	CIF VALUE (US$)
2707991000	**CARBON BLACK FEEDSTOCK**				
33525	SOUTH AFRICA	72 000	183 600	0	0
	SUB TOTAL	**72 000**	**183 600**	**0**	**0 ***
2707999000	**OTHER PRODUCTS OF THE DISTILLED OF HIGHTEMPERATURE COAL TAR**				
33525	JAPAN	15 429	78 134	11 331	74 434
	HONG KONG	755	4 589	0	0
	KOREA, REPUBLIC OF	158 617	157 466	246 256	185 452
	TAIWAN	59 172	70 117	60 224	70 483
	CHINA	404 220	1 789 612	246 020	2 214 519
	THAILAND	17 714 794	11 037 425	23 368 199	14 281 949
	SINGAPORE	1 044 350	751 152	12 300	31 119
	MALAYSIA	0	0	112 320	72 320
	VIET NAM	192 000	259 200	368 000	401 120
	IRAN (ISLAMIC REPUBLIC OF)	366 771	182 974	1 299 213	401 349
	UNITED ARAB EMIRATES	116 091	59 462	1 061 288	370 657
	SEYCHELLES	16 036	7 537	0	0
	SOUTH AFRICA	880 720	2 561 520	889 150	2 004 006
	AUSTRALIA	36	1 819	0	0
	UNITED STATES	108 128	1 090 548	176 298	1 373 016
	NETHERLANDS	19 820	44 595	0	0
	FRANCE	51	620	31	302
	GERMANY, FED. REP. OF	210	861	15	1 792
	BELGIUM	206 460	310 698	319 400	449 296
	RUSSIA FEDERATION	328 078	397 639	239 360	288 272
	SUB TOTAL	**21 631 738**	**18 805 968**	**28 409 405**	**22 220 086 ***
2708100000	**PITCH**				
33531	JAPAN	15 000	35 285	23 676	53 402
	KOREA, REPUBLIC OF	0	0	9 600	15 146
	TAIWAN	339 999	141 300	80 000	30 800
	CHINA	10 177 645	6 105 398	5 247 190	2 964 272
	INDIA	18 067 049	11 538 044	22 858 000	13 729 117
	UNITED STATES	17 452	24 584	17 237	24 132
	GERMANY, FED. REP. OF	3 197	3 858	0	0
	SUB TOTAL	**28 620 342**	**17 848 469**	**28 235 703**	**16 816 869 ***
2708200000	**PITCH COKE**				
33532	JAPAN	0	0	120 000	47 813
	CHINA	0	0	193 000	21 433
	SUB TOTAL	**0**	**0**	**313 000**	**69 246 ***
2709001000	**CRUDE PETROLEUM OIL**				
33300	KOREA, REPUBLIC OF	143 316 039	61 163 670	175 038 987	63 367 426
	CHINA	154 477 977	69 576 300	0	0
	SINGAPORE	530 476 671	211 834 909	0	0
	MALAYSIA	3 315 844 333	1 481 074 736	3 124 356 660	1 026 029 962
	BRUNEI DARUSSALAM	243 870 000	104 695 575	238 836 000	79 731 525
	VIET NAM	0	0	135 796 620	53 182 236
	SAUDI ARABIA	4 900 658 168	2 065 525 377	4 795 535 120	1 558 575 830
	EGYPT	298 771 759	132 908 541	798 996 711	240 596 918
	ALGERIA	519 481 739	257 357 328	1 054 084 214	381 594 797
	EQUATORIAL GUINEA	173 742 806	68 498 026	259 723 140	87 191 092
	ANGOLA	1 565 991 867	639 167 452	673 816 950	232 949 384
	CONGO	348 036 000	125 046 833	509 919 000	151 788 689
	CAMEROON	0	0	135 054 300	44 598 103
	NIGERIA	2 929 284 987	1 216 681 758	3 716 976 834	1 212 595 757
	GABON	0	0	255 951 025	87 821 195
	DEMOCRATIC REP. OF THE CONGO	518 076 000	230 846 870	82 524 000	25 022 407
	AUSTRALIA	0	0	88 640 990	30 445 313
	AZERBAIJAN	2 789 115 000	1 284 072 279	1 462 620 740	483 015 931
	SUB TOTAL	**18 431 143 346**	**7 948 449 654**	**17 507 871 291**	**5 758 506 565 ***
2709002000	**CONDENSATE**				
33300	MALAYSIA	36 041 280	15 109 800	149 088 028	58 833 895
	UNITED ARAB EMIRATES	0	0	47 253 273	16 788 750
	LIBYAN ARAB JAMAHIRIYA	0	0	127 683 424	43 101 834
	NIGERIA	0	0	126 044 000	34 330 834

http://www.bps.go.id

HS / SITC	COMMODITY DESCRIPTION / COUNTRY OF ORIGIN	JANUARY - DECEMBER 2015		JANUARY - DECEMBER 2016	
		NET WEIGHT (KG)	CIF VALUE (US$)	NET WEIGHT (KG)	CIF VALUE (US$)
	AUSTRALIA	260 276 290	99 544 660	1 599 748 824	665 524 228
	UNITED KINGDOM	0	0	37 472 169	15 334 865
	NORWAY	0	0	337 153 414	138 072 405
	SUB TOTAL	**296 317 570**	**114 654 460**	**2 424 443 132**	**971 986 811 ***
2709009000	**OTHER PETROLEUM OIL, CRUDE**				
33300	CHINA	82 000	73 100	0	0
	SINGAPORE	52	358	0	0
	MALAYSIA	4	26	0	0
	INDIA	17 160	14 329	0	0
	AUSTRALIA	369	7 372	0	0
	UNITED STATES	28 323	64 738	0	0
	SUB TOTAL	**127 908**	**159 923**	**0**	**0 ***
2710121100	**MOTOR SPIRIT, OF RON 97 AND ABOVE,LEADED**				
33460	JAPAN	0	0	600	2 302
	SINGAPORE	0	0	9	65
	SUB TOTAL	**0**	**0**	**609**	**2 367 ***
2710121200	**MOTOR SPIRIT, OF RON 97 AND ABOVE,UNLEADED**				
33460	SINGAPORE	0	0	33 558 072	17 111 241
	MALAYSIA	0	0	9 045 393	4 768 420
	SUB TOTAL	**0**	**0**	**42 603 465**	**21 879 661 ***
2710121300	**MOTOR SPIRIT, OF RON 90 AND ABOVE, BUTBELOW RON 97, LEADED**				
33460	SINGAPORE	0	0	200	500
	SUB TOTAL	**0**	**0**	**200**	**500 ***
2710121400	**MOTOR SPIRIT, OF RON 90 AND ABOVE, BUTBELOW RON 97, UNLEADED**				
33460	KOREA, REPUBLIC OF	1 223 850 225	765 437 497	174 885 235	75 889 161
	TAIWAN	0	0	25 955 436	12 518 941
	CHINA	47 723 291	30 501 452	147 534 428	73 044 250
	SINGAPORE	746 944 496	471 777 255	2 359 784 932	1 147 907 672
	MALAYSIA	38 379 928	23 051 597	704 521 031	344 979 003
	INDIA	23 534 516	17 596 156	0	0
	SUB TOTAL	**2 080 432 456**	**1 308 363 957**	**3 412 681 062**	**1 654 339 027 ***
2710121500	**OTHER MOTOR SPIRIT, LEADED**				
33460	SINGAPORE	5	77	4	46
	SUB TOTAL	**5**	**77**	**4**	**46 ***
2710121600	**OTHER MOTOR SPIRIT, UNLEADED**				
33460	JAPAN	3 429	44 731	5 331	53 856
	KOREA, REPUBLIC OF	418 223 453	248 436 494	370 325 140	161 338 597
	SINGAPORE	9 255 597 980	5 585 449 250	7 565 153 806	3 456 399 801
	MALAYSIA	2 282 168 726	1 389 098 335	1 110 075 345	498 821 924
	INDIA	56 113 720	39 412 960	0	0
	OMAN	55 837 067	30 090 928	0	0
	UNITED STATES	0	0	4 476	60 781
	BELGIUM	0	0	428	5 973
	SUB TOTAL	**12 067 944 375**	**7 292 532 698**	**9 045 564 526**	**4 116 680 932 ***
2710122000	**AVIATION SPIRIT, NOT OF A KIND USED ASJET FUEL**				
33460	KOREA, REPUBLIC OF	805 280	1 058 356	1 029 190	1 128 928
	SINGAPORE	0	0	1	3
	UNITED STATES	394 448	586 905	0	0
	NETHERLANDS	579 488	726 015	0	0
	FRANCE	64 800	148 083	32 400	56 616
	GERMANY, FED. REP. OF	562 745	741 253	0	0
	POLAND	82 880	130 527	406 560	510 146
	ESTONIA	0	0	568 916	640 275
	SUB TOTAL	**2 489 641**	**3 391 139**	**2 037 067**	**2 335 968 ***

http://www.bps.go.id

HS / SITC	COMMODITY DESCRIPTION / COUNTRY OF ORIGIN	JANUARY - DECEMBER 2015		JANUARY - DECEMBER 2016	
		NET WEIGHT (KG)	CIF VALUE (US$)	NET WEIGHT (KG)	CIF VALUE (US$)
2710123000	**TETRAPROPYLENE**				
33460	SINGAPORE	2	316	3	107
	UNITED STATES	2 994 485	3 293 934	4 012 033	3 861 561
	SWEDEN	0	0	20 300	20 909
	SUB TOTAL	**2 994 487**	**3 294 250**	**4 032 336**	**3 882 577 ***
2710124000	**WHITE SPIRIT**				
33460	JAPAN	2 130	29 822	0	0
	KOREA, REPUBLIC OF	8 180 210	5 881 650	6 438 540	3 546 740
	TAIWAN	2 000	4 000	0	0
	CHINA	233 379	206 889	380 370	290 343
	SINGAPORE	4 501 905	3 301 955	297 691	149 402
	MALAYSIA	7 390	28 139	317	1 911
	INDIA	13 935	23 460	0	0
	AUSTRALIA	2	53	2	51
	SUB TOTAL	**12 940 951**	**9 475 968**	**7 116 920**	**3 988 447 ***
2710125000	**LOW AROMATIC SOLVENTS CONTAINING BYWEIGHT <= 1 % AROMATIC CONTENT**				
33460	JAPAN	300 386	501 560	396 046	543 230
	KOREA, REPUBLIC OF	1 912 141	2 125 347	1 946 608	1 783 338
	TAIWAN	194 619	210 580	152 340	116 294
	CHINA	46 131	106 691	0	0
	THAILAND	5 873 258	3 962 528	5 731 365	3 037 494
	SINGAPORE	10 814 473	11 088 806	9 249 900	7 914 528
	MALAYSIA	1 585 788	1 668 035	1 477 814	1 288 791
	SAUDI ARABIA	49 380	35 060	0	0
	EGYPT	0	0	32 845 759	16 608 150
	SOUTH AFRICA	70 540	96 645	53 480	46 528
	UNITED STATES	230 846	332 015	247 267	321 156
	FRANCE	7 550 643	9 906 414	716 528	664 484
	GERMANY, FED. REP. OF	80 735	216 199	35 692	99 394
	BELGIUM	36 020	30 620	0	0
	SPAIN	15 000	29 935	0	0
	SUB TOTAL	**28 759 960**	**30 310 435**	**52 852 799**	**32 423 387 ***
2710126000	**OTHER SOLVENT SPIRITS**				
33460	JAPAN	2 853	30 361	20 391	121 308
	KOREA, REPUBLIC OF	23 040	35 712	57 600	85 478
	CHINA	0	0	3 472	6 827
	SINGAPORE	521	18 814	0	0
	AUSTRALIA	0	0	200	496
	UNITED STATES	0	0	3 009	8 403
	UNITED KINGDOM	0	0	120	2 833
	SUB TOTAL	**26 414**	**84 887**	**84 792**	**225 345 ***
2710127000	**NAPHTHA, REFORMATE AND OTH PREPARATIONSOF A KIND USED FOR BLEDING INTO MOTOR SP**				
33460	THAILAND	0	0	24 870 741	10 788 111
	SINGAPORE	44 901 442	24 160 600	90 530 669	48 380 375
	MALAYSIA	31 090 489	16 184 645	91 706 756	36 434 918
	SAUDI ARABIA	454 612 461	230 715 837	746 944 765	298 768 290
	KUWAIT	170 083 000	92 258 654	219 822 000	83 890 507
	TURKEY	0	0	58 461 190	32 900 027
	UNITED ARAB EMIRATES	129 273 587	71 309 762	380 711 596	148 177 200
	QATAR	108 854 674	58 419 979	548 054 053	226 440 937
	BAHRAIN	5 496 990	3 154 535	80 840 444	33 965 205
	NEW ZEALAND	17 088 000	8 639 249	0	0
	UNITED STATES	0	0	80	1 256
	SUB TOTAL	**961 400 643**	**504 843 261**	**2 241 942 294**	**919 746 826 ***
2710128000	**OTHER ALFA OLEFINS**				
33460	JAPAN	24 000	38 676	12 000	18 480
	SINGAPORE	48 107	103 353	0	0
	GERMANY, FED. REP. OF	8 640	78 407	0	0
	SWITZERLAND	1	18	1	12
	SUB TOTAL	**80 748**	**220 454**	**12 001**	**18 492 ***

http://www.bps.go.id

HS / SITC	COMMODITY DESCRIPTION / COUNTRY OF ORIGIN	JANUARY - DECEMBER 2015		JANUARY - DECEMBER 2016	
		NET WEIGHT (KG)	CIF VALUE (US$)	NET WEIGHT (KG)	CIF VALUE (US$)
2710129000	**OTHER PETROLEUM OIL, LIGHT OIL & OTHERTHAN CRUDE**				
33460	JAPAN	55 891	123 614	55 471	85 767
	HONG KONG	156 718	152 897	40 800	31 593
	KOREA, REPUBLIC OF	1 678 611	1 746 929	1 695 258	1 383 412
	TAIWAN	3 694 570	3 138 818	4 543 570	3 523 317
	CHINA	962 076	1 124 523	919 070	898 705
	THAILAND	146 838	527 758	6 274 128	4 160 479
	SINGAPORE	5 139 149	4 211 325	6 124 652	4 263 292
	MALAYSIA	13 326	19 831	20 955	48 007
	INDIA	2 653 255	2 467 253	2 645 922	1 881 738
	UNITED ARAB EMIRATES	100 560	105 588	0	0
	AUSTRALIA	5	500	0	0
	UNITED STATES	57 524	140 678	76 706	163 663
	UNITED KINGDOM	8 267	19 797	2 574	8 617
	NETHERLANDS	217 786	363 125	141 120	191 770
	FRANCE	72 406	61 652	261 764	231 151
	GERMANY, FED. REP. OF	7 253	133 739	22 867	193 601
	BELGIUM	296 232	293 933	984 661	613 429
	SWEDEN	11	664	0	0
	IRELAND	45	4 445	0	0
	SUB TOTAL	**15 260 523**	**14 637 069**	**23 809 518**	**17 678 541 ***
2710192000	**TOPPED CRUDES**				
33460	JAPAN	3 053	8 858	32 019	33 164
	HONG KONG	673 370	6 653 759	653 120	7 510 880
	KOREA, REPUBLIC OF	431 200	433 017	680 680	536 980
	TAIWAN	155 110	186 315	0	0
	CHINA	889 876	882 929	1 056 970	773 778
	SINGAPORE	575 288	4 631 575	231 520	2 662 480
	MALAYSIA	990 932	1 140 024	0	0
	INDIA	2 637 894	2 507 981	2 132 020	1 622 019
	SOUTH AFRICA	0	0	12 800	23 654
	UNITED STATES	158 640	305 037	117 808	208 751
	UNITED KINGDOM	1 921	7 867	0	0
	GERMANY, FED. REP. OF	490 560	3 462 413	810 340	1 113 720
	SWEDEN	0	0	1	28
	FINLAND	0	0	12	249
	SUB TOTAL	**7 007 844**	**20 219 775**	**5 727 290**	**14 485 703 ***
2710193000	**CARBON BLACK FEEDSTOCK**				
33460	JAPAN	6 543	230 505	3 663	135 415
	KOREA, REPUBLIC OF	256	4 236	0	0
	SINGAPORE	3 915 050	1 139 754	758	4 946
	MALAYSIA	49 222 272	11 973 605	0	0
	INDIA	0	0	24 772 668	9 655 249
	UNITED STATES	39 587 779	13 918 072	71 260 171	17 170 201
	AUSTRIA	0	0	4	553
	SUB TOTAL	**92 731 900**	**27 266 172**	**96 037 264**	**26 966 364 ***
2710194100	**LUBRICATING OIL BASESTOCK**				
33460	JAPAN	5 454 527	4 216 955	8 927 706	6 824 682
	HONG KONG	258 980	195 123	2 524 220	1 754 894
	KOREA, REPUBLIC OF	87 746 343	62 362 112	83 848 270	52 425 022
	TAIWAN	19 381 645	15 430 447	13 285 719	8 382 324
	CHINA	0	0	1 154 950	614 214
	THAILAND	2 230 193	2 226 448	901 360	960 512
	SINGAPORE	105 149 985	76 289 051	114 833 844	77 191 868
	MALAYSIA	10 642 292	8 610 240	5 656 040	4 793 900
	IRAN (ISLAMIC REPUBLIC OF)	0	0	203 350	135 228
	ISRAEL	0	0	794 780	558 907
	UNITED ARAB EMIRATES	5 017 340	3 144 511	3 897 330	2 230 342
	QATAR	1 952 520	1 630 851	2 392 436	1 716 191
	AUSTRALIA	445 140	252 119	3 982 290	1 719 434
	UNITED STATES	82 254	164 101	1 628 316	1 557 579
	CANADA	0	0	12	106
	NETHERLANDS	128 759	150 005	0	0
	FRANCE	168	9 018	6 216	34 435
	GERMANY, FED. REP. OF	27	1 528	371	6 243
	BELGIUM	62 099	72 111	84 920	106 365
	SWEDEN	143 520	206 831	260 780	260 070

http://www.bps.go.id

HS / SITC	COMMODITY DESCRIPTION / COUNTRY OF ORIGIN	JANUARY - DECEMBER 2015		JANUARY - DECEMBER 2016	
		NET WEIGHT (KG)	CIF VALUE (US$)	NET WEIGHT (KG)	CIF VALUE (US$)
	ITALY	17 860	113 496	349	5 693
	PORTUGAL	875 090	984 996	169 950	122 892
	POLAND	42 300	45 050	2 008 310	1 411 154
	SUB TOTAL	**239 631 042**	**176 104 993**	**246 561 519**	**162 812 055 ***
2710194200	**LUBRICATING OILS FOR AIRCRAFT ENGINES**				
33460	JAPAN	5 864	19 509	18 261	37 223
	CHINA	264 756	379 490	5 150	7 560
	THAILAND	28 000	68 000	42 250	97 835
	SINGAPORE	40 923	86 134	181 793	271 560
	QATAR	1 497	19 015	2 078	19 504
	AUSTRALIA	0	0	22	198
	UNITED STATES	72 182	187 561	1 205	28 967
	CANADA	2 270	15 230	12 311	70 975
	UNITED KINGDOM	124	832	0	0
	SUB TOTAL	**415 616**	**775 771**	**263 070**	**533 822 ***
2710194300	**OTHER LUBRICATING OILS**				
33460	JAPAN	3 577 728	9 515 981	3 850 722	9 052 356
	HONG KONG	1 641 001	2 131 727	1 202 040	1 156 161
	KOREA, DEM. PEOPLE'S REP.	0	0	574	1 142
	KOREA, REPUBLIC OF	1 395 182	2 686 353	1 445 304	2 507 587
	TAIWAN	2 041 769	4 550 238	2 614 487	4 173 390
	CHINA	1 335 716	1 980 776	695 414	1 030 900
	THAILAND	11 862 960	20 446 873	12 251 512	20 170 546
	SINGAPORE	88 706 968	148 964 439	82 778 839	111 092 924
	PHILIPPINES	158 964	341 306	0	0
	MALAYSIA	7 376 217	12 047 505	4 062 321	6 279 912
	VIET NAM	18 051	19 094	10 681	51 340
	INDIA	4 422 936	4 036 908	5 284 507	3 653 607
	INDONESIA	0	0	17	190
	TURKEY	30 779	60 605	372	1 118
	UNITED ARAB EMIRATES	124 302	335 687	0	0
	EGYPT	767	2 556	13 261	33 223
	SEYCHELLES	48	704	0	0
	AUSTRALIA	14 586	136 636	2 676	35 400
	NEW ZEALAND	0	0	28	1 243
	UNITED STATES	4 985 543	13 235 602	1 102 243	5 164 312
	CANADA	175 944	439 587	142 085	343 435
	MEXICO	0	0	2	60
	BRAZIL	8 177	24 290	0	0
	UNITED KINGDOM	27 041	97 375	33 743	174 953
	NETHERLANDS	62 814	446 776	45 440	178 748
	FRANCE	114 240	1 606 409	160 645	2 187 971
	GERMANY, FED. REP. OF	397 735	1 573 412	264 983	1 583 953
	AUSTRIA	23	2 343	0	0
	BELGIUM	579 111	2 759 701	587 330	2 797 469
	SWITZERLAND	0	0	19 522	60 231
	DENMARK	5	455	0	0
	SWEDEN	18 573	41 946	10 012	24 685
	FINLAND	23	47	0	0
	ITALY	7 805	75 521	18 726	104 868
	SPAIN	74 322	236 332	89 267	222 112
	HUNGARY	8 414	63 719	11 216	69 845
	POLAND	38	1 285	76	203
	BULGARIA	1	26	0	0
	CZECH REPUBLIC	0	0	7	161
	RUSSIA FEDERATION	436	3 424	0	0
	SUB TOTAL	**129 168 219**	**227 865 638**	**116 698 052**	**172 154 045 ***
2710194400	**LUBRICATING GREASES**				
33460	JAPAN	415 479	3 780 202	398 510	3 741 259
	HONG KONG	14 019	39 716	4 225	39 630
	KOREA, REPUBLIC OF	21 462	71 293	36 694	477 881
	TAIWAN	12 628	72 642	4 861	14 985
	CHINA	210 111	444 743	765 293	1 127 584
	THAILAND	3 555 903	7 190 938	3 122 941	4 824 093
	SINGAPORE	5 242 419	16 943 288	13 527 672	13 694 221
	PHILIPPINES	52 628	106 149	0	0
	MALAYSIA	18 008	36 039	5 282	24 546

http://www.bps.go.id

HS / SITC	COMMODITY DESCRIPTION / COUNTRY OF ORIGIN	JANUARY - DECEMBER 2015		JANUARY - DECEMBER 2016	
		NET WEIGHT (KG)	CIF VALUE (US$)	NET WEIGHT (KG)	CIF VALUE (US$)
	BRUNEI DARUSSALAM	5	4	0	0
	VIET NAM	39 418	82 786	0	0
	INDIA	219 060	344 693	154 081	272 351
	INDONESIA	1	24	6 984	9 115
	TURKEY	14	8	10	44
	UNITED ARAB EMIRATES	85 861	169 534	508 812	1 089 779
	EGYPT	320	664	116 382	312 165
	AUSTRALIA	29 304	179 312	60 662	358 342
	UNITED STATES	726 018	3 765 936	540 995	2 914 887
	CANADA	3 637	35 974	1 942	12 084
	MEXICO	39 182	127 528	0	0
	NETHERLANDS ANTILLES	14 400	34 081	14 400	32 943
	UNITED KINGDOM	25 283	103 424	38 240	175 834
	NETHERLANDS	1 221	8 295	23 643	53 627
	FRANCE	145 064	414 415	250 286	760 984
	GERMANY, FED. REP. OF	177 517	756 947	193 200	861 067
	AUSTRIA	15	166	17	236
	BELGIUM	2 502	17 689	5 343	25 099
	SWITZERLAND	0	0	1	493
	LUXEMBOURG	0	0	10	6 262
	NORWAY	1	59	9	824
	SWEDEN	5 600	28 916	4 354	32 819
	SPAIN	30 026	85 207	15 893	68 859
	GREECE	144	2 023	0	0
	SUB TOTAL	**11 087 250**	**34 842 695**	**19 800 742**	**30 932 013 ***
2710195000	**HYDRAULIC BRAKE FLUID**				
33460	JAPAN	6 702	29 080	242	4 102
	KOREA, REPUBLIC OF	175	2 060	96	823
	SINGAPORE	1 580	17 512	269	2 715
	MALAYSIA	7 773	8 314	0	0
	INDIA	76	1 260	0	0
	UNITED STATES	34 655	90 173	26 658	70 315
	UNITED KINGDOM	3 440	24 306	0	0
	SUB TOTAL	**54 401**	**172 705**	**27 265**	**77 955 ***
2710196000	**TRANSFORMER AND CIRCUIT BREAKERS OILS**				
33460	JAPAN	2 851	10 081	7 168	86 250
	HONG KONG	2	100	28 160	45 620
	KOREA, REPUBLIC OF	666 949	655 057	87 713 833	40 327 462
	TAIWAN	0	0	14 080	22 810
	CHINA	3 554	7 290	7 320	14 550
	THAILAND	0	0	18 958	23 490
	SINGAPORE	466 191	668 779	31 821 453	13 182 479
	PHILIPPINES	7 672	20 738	0	0
	MALAYSIA	6 000	35 456	31 735 653	13 283 772
	INDIA	1 600 557	1 488 674	2 299 302	1 558 227
	TURKEY	29 762	52 914	0	0
	UNITED ARAB EMIRATES	0	0	65 902 985	30 806 343
	UNITED KINGDOM	3 000	10 342	0	0
	GERMANY, FED. REP. OF	0	0	200	2 367
	BELGIUM	284 831	288 214	3 394 137	2 602 800
	SWEDEN	8 178 010	7 872 565	6 836 926	6 179 978
	SUB TOTAL	**11 249 379**	**11 110 210**	**229 780 175**	**108 136 148 ***
2710197100	**AUTOMOTIVE DIESEL FUEL**				
33460	JAPAN	0	0	17 090 580	7 306 113
	KOREA, REPUBLIC OF	1 271 956 338	663 038 814	676 796 315	266 956 354
	TAIWAN	29 714 659	15 354 846	0	0
	CHINA	9 943 809	4 430 332	29 796 469	12 684 596
	THAILAND	0	0	22 099 369	9 437 091
	SINGAPORE	2 739 933 265	1 339 495 306	3 165 579 049	1 173 033 874
	MALAYSIA	593 318 359	294 961 417	751 399 954	306 454 156
	INDIA	0	0	15 245 756	7 135 897
	KUWAIT	654 971 000	327 811 978	93 742 000	40 525 006
	UNITED ARAB EMIRATES	116 956 267	54 280 313	35 691 050	13 001 565
	RUSSIA FEDERATION	87 439 043	44 909 525	0	0
	SUB TOTAL	**5 504 232 740**	**2 744 282 531**	**4 807 440 542**	**1 836 534 652 ***

http://www.bpsgo.id

HS / SITC	COMMODITY DESCRIPTION / COUNTRY OF ORIGIN	JANUARY - DECEMBER 2015		JANUARY - DECEMBER 2016	
		NET WEIGHT (KG)	CIF VALUE (US$)	NET WEIGHT (KG)	CIF VALUE (US$)
2710197200	**OTHER DIESEL FUEL**				
33460	KOREA, REPUBLIC OF	594 351 860	293 966 375	227 664 060	66 072 763
	SINGAPORE	569 172 923	312 655 027	106 650 774	36 770 981
	MALAYSIA	145 310 933	73 697 889	15 768 942	6 996 387
	RUSSIA FEDERATION	80 291 914	43 822 150	0	0
	SUB TOTAL	**1 389 127 630**	**724 141 441**	**350 083 776**	**109 840 131 ***
2710197900	**OTHER FUEL OILS**				
33460	SINGAPORE	451 494 419	157 022 127	657 256 152	170 540 318
	MALAYSIA	12 191 052	4 148 561	18 518 176	6 431 491
	MALTA	0	0	44 000 000	13 394 480
	SUB TOTAL	**463 685 471**	**161 170 688**	**719 774 328**	**190 366 289 ***
2710198100	**AVIATION TURBINE FUEL (JET FUEL) HAVINGA FLASH POINT OF 23-C OR MORE**				
33460	SINGAPORE	201 687 406	95 134 580	750 009 836	332 909 429
	MALAYSIA	0	0	138 783 872	58 748 125
	UNITED STATES	0	0	20	153
	MEXICO	0	0	1	20
	FRANCE	0	0	4	225
	GERMANY, FED. REP. OF	25	518	0	0
	SUB TOTAL	**201 687 431**	**95 135 098**	**888 793 733**	**391 657 952 ***
2710198200	**AVIATION TURBINE FUEL (JET FUEL) HAVINGA FLASH POINT OF LESS THAN 23-C**				
33460	CHINA	61 058 913	30 423 141	0	0
	SINGAPORE	593 657 192	364 040 061	0	0
	MALAYSIA	83 118 988	55 830 888	0	0
	SUB TOTAL	**737 835 093**	**450 294 090**	**0**	**0 ***
2710198300	**OTHER KEROSENE**				
33460	GERMANY, FED. REP. OF	0	0	4 297	60 571
	SUB TOTAL	**0**	**0**	**4 297**	**60 571 ***
2710198910	**NORMAL PARAFFIN**				
33460	JAPAN	7 558 517	5 853 230	7 584 305	5 726 223
	KOREA, REPUBLIC OF	1 319 250	1 630 253	1 304 636	1 442 699
	CHINA	143 113	186 747	80 001	91 770
	THAILAND	43 200	163 440	14 400	54 000
	SINGAPORE	0	0	90 486 079	67 291 035
	MALAYSIA	2 093 102	1 789 465	8 200 426	5 869 139
	INDIA	23 180	24 055	3 800	3 515
	QATAR	120 416 933	97 007 483	8 990 162	5 501 053
	SOUTH AFRICA	4 992	7 882	6 240	9 154
	UNITED STATES	72	571	1 551	7 514
	FRANCE	411 210	482 657	473 250	439 477
	GERMANY, FED. REP. OF	22 216	81 194	1 980	5 210
	ITALY	2 700	4 663	21 600	45 711
	SUB TOTAL	**132 038 485**	**107 231 640**	**117 168 430**	**86 486 500 ***
2710198990	**OTHER MEDIUM OILS AND PREPARATIONS**				
33460	JAPAN	19 689	91 752	21 685	140 287
	HONG KONG	278	1 997	222	2 027
	KOREA, REPUBLIC OF	162 515	187 425	54 483	54 283
	TAIWAN	3	27	113	1 116
	CHINA	726 699	664 873	734 400	794 556
	THAILAND	1 802	16 906	577	2 356
	SINGAPORE	1 200 535	1 473 657	1 026 243	1 101 017
	MALAYSIA	0	0	200	793
	AUSTRALIA	6 144	17 687	0	0
	UNITED STATES	0	0	36	2 626
	UNITED KINGDOM	16 174	97 584	7 748	47 695
	FRANCE	0	0	64 080	188 832
	GERMANY, FED. REP. OF	1 311	6 240	8 783	25 482
	ITALY	2	46	0	0
	SUB TOTAL	**2 135 152**	**2 558 194**	**1 918 570**	**2 361 070 ***

http://www.bps.go.id

HS / SITC	COMMODITY DESCRIPTION / COUNTRY OF ORIGIN	JANUARY - DECEMBER 2015		JANUARY - DECEMBER 2016	
		NET WEIGHT (KG)	CIF VALUE (US$)	NET WEIGHT (KG)	CIF VALUE (US$)
2710199000	**OTHER OF DIESEL FUEL, FUEL OILS**				
33460	JAPAN	1 070 472	2 373 842	1 054 095	2 413 306
	HONG KONG	19 250	19 598	32 640	24 529
	KOREA, REPUBLIC OF	3 542 387	3 335 753	1 376 053	1 368 247
	TAIWAN	558 366	842 269	148 193	202 714
	CHINA	984 119	1 001 776	1 215 313	1 075 795
	THAILAND	11 626 756	15 720 892	8 960 778	9 460 958
	SINGAPORE	3 158 768	4 140 168	2 751 337	3 423 474
	PHILIPPINES	149 348	292 109	0	0
	MALAYSIA	1 370 559	1 542 923	1 710 877	1 533 740
	BRUNEI DARUSSALAM	189	1 318	0	0
	VIET NAM	394	4 049	0	0
	INDIA	2 026 672	2 078 109	2 770 006	2 052 377
	IRAN (ISLAMIC REPUBLIC OF)	41 820	12 546	0	0
	OMAN	13 409	36 800	0	0
	TURKEY	3 740	12 223	2	34
	UNITED ARAB EMIRATES	354 900	224 366	259 150	89 684
	AUSTRALIA	12 291	52 568	30 704	112 659
	NEW ZEALAND	788	6 270	0	0
	TOKELAU	0	0	15 940	14 569
	UNITED STATES	353 356	1 539 734	198 425	659 969
	CANADA	46	866	9	108
	BRAZIL	338	1 373	15 120	21 520
	NETHERLANDS ANTILLES	1 441 186	1 792 716	343 450	368 678
	UNITED KINGDOM	121 933	281 604	51 451	166 757
	NETHERLANDS	67 712	114 030	116 076	118 691
	FRANCE	8 692 904	11 241 960	955 704	990 243
	GERMANY, FED. REP. OF	1 021 801	3 369 155	98 508	1 101 693
	AUSTRIA	3	258	8	625
	BELGIUM	231 180	543 254	104 349	111 819
	SWITZERLAND	17 531	125 860	90	2 338
	NORWAY	0	0	10	1 994
	SWEDEN	7 673 006	7 424 527	9 521 928	8 847 671
	FINLAND	4	160	0	0
	ITALY	2 188	11 182	97	2 655
	SPAIN	22	2 042	382	560
	SUB TOTAL	**44 557 438**	**58 146 300**	**31 730 695**	**34 167 407 ***
2710200000	**PETROLEUM OILS AND OBTAINED FROMBITUMINOUS MINERALS(OTH THEN CRUDE), CON**				
33460	JAPAN	62	877	1 101	8 560
	KOREA, REPUBLIC OF	0	0	1 600	3 449
	SINGAPORE	0	0	385	3 217
	REUNION	6	156	0	0
	UNITED STATES	0	0	29	659
	NETHERLANDS	6	176	0	0
	GERMANY, FED. REP. OF	16	2 878	0	0
	SUB TOTAL	**90**	**4 087**	**3 115**	**15 885 ***
2710910000	**WASTE OIL, CONTAINING PCBS, PCTS OR PBBS**				
33470	KOREA, REPUBLIC OF	6 707	57 507	0	0
	SINGAPORE	661	3 048	0	0
	UNITED STATES	0	0	13	981
	SUB TOTAL	**7 368**	**60 555**	**13**	**981 ***
2710990000	**OTHER WASTE OILS**				
33470	JAPAN	1	4	0	0
	SINGAPORE	2 355	3 953	13 080	148 054
	TURKEY	0	0	1	107
	SUB TOTAL	**2 356**	**3 957**	**13 081**	**148 161 ***
2711110000	**LIQUID NATURAL GAS**				
34310	SINGAPORE	0	0	418	841
	SUB TOTAL	**0**	**0**	**418**	**841 ***
2711120000	**LIQUID PROPANE**				
34210	JAPAN	0	0	23 578 000	8 476 291
	CHINA	0	0	1 803	2 600
	SINGAPORE	186	1 609	14	245

http://www.bps.go.id

HS / SITC	COMMODITY DESCRIPTION / COUNTRY OF ORIGIN	JANUARY - DECEMBER 2015		JANUARY - DECEMBER 2016	
		NET WEIGHT (KG)	CIF VALUE (US$)	NET WEIGHT (KG)	CIF VALUE (US$)
	PHILIPPINES	720 000	2 300 040	0	0
	MALAYSIA	19 823 217	7 732 541	24 146 299	10 153 519
	IRAN (ISLAMIC REPUBLIC OF)	0	0	67 939 706	25 104 643
	SAUDI ARABIA	457 121 135	211 803 434	216 614 033	72 566 090
	KUWAIT	73 951 156	34 372 099	61 663 000	20 555 666
	UNITED ARAB EMIRATES	806 263 448	386 606 395	872 419 193	315 314 854
	QATAR	496 519 658	228 902 844	674 829 188	243 615 710
	BAHRAIN	0	0	8 037 800	2 666 540
	ALGERIA	23 654 744	11 927 905	0	0
	NIGERIA	63 133 000	31 248 265	45 381 030	15 880 782
	AUSTRALIA	45 007 876	22 201 429	44 446 120	16 105 252
	UNITED STATES	0	0	58 812 351	22 067 719
	SUB TOTAL	**1 986 194 420**	**937 096 561**	**2 097 868 537**	**752 509 911 ***
2711130000	**LIQUID BUTANES**				
34250	JAPAN	0	0	23 103 000	9 114 134
	KOREA, REPUBLIC OF	369 928	628 256	213 152	256 828
	MALAYSIA	20 933 040	8 275 354	23 527 416	11 069 649
	IRAN (ISLAMIC REPUBLIC OF)	0	0	71 462 853	29 581 448
	SAUDI ARABIA	500 720 666	240 605 759	240 579 099	88 089 170
	KUWAIT	63 780 839	32 323 907	31 833 000	11 750 595
	UNITED ARAB EMIRATES	1 006 021 714	497 251 629	1 075 503 046	417 991 699
	QATAR	437 665 385	210 024 873	670 774 120	265 547 751
	BAHRAIN	0	0	25 588 100	10 370 349
	ALGERIA	23 069 301	12 324 774	0	0
	LIBERIA	21 920 746	10 559 223	0	0
	NIGERIA	70 334 800	36 562 842	45 462 000	17 272 816
	AUSTRALIA	40 585 206	20 918 547	44 491 490	17 394 378
	UNITED STATES	0	0	81 686 955	34 085 310
	SUB TOTAL	**2 185 401 625**	**1 069 475 164**	**2 334 224 231**	**912 524 127 ***
2711141000	**LIQUID ETHYLENE**				
34410	JAPAN	32 000	46 720	16 000	21 760
	KOREA, REPUBLIC OF	1 067 553	2 819 850	774 348	1 759 636
	CHINA	0	0	11 417	23 325
	SINGAPORE	36 000	76 560	112 000	186 480
	SUB TOTAL	**1 135 553**	**2 943 130**	**913 765**	**1 991 201 ***
2711149000	**LIQUID PROPYLENE, BUTYLENE & BUTADIENE**				
34410	JAPAN	10	164	662	27 592
	HONG KONG	552	9 020	0	0
	KOREA, REPUBLIC OF	13 840	18 822	1 384	5 813
	THAILAND	4 046 850	2 766 976	2 029 990	1 233 135
	SINGAPORE	2 525	4 650	103 052	167 552
	UNITED ARAB EMIRATES	68	1 881	0	0
	UNITED STATES	26 569	54 753	3 636	34 477
	FRANCE	6 600	32 010	6 600	27 720
	SUB TOTAL	**4 097 014**	**2 888 276**	**2 145 324**	**1 496 289 ***
2711190000	**OTHER LIQUID PETROLEUM GAS**				
34420	SINGAPORE	1 651	7 164	0	0
	SWITZERLAND	20	1 535	14	1 552
	SUB TOTAL	**1 671**	**8 699**	**14**	**1 552 ***
2711211000	**NATURAL GAS OF A KIND USED AS A MOTORFUEL**				
34320	SINGAPORE	26	3 146	0	0
	SUB TOTAL	**26**	**3 146**	**0**	**0 ***
2711219000	**NATURAL GAS IN GASEOUS STATE NOT KINDUSED AS A MOTOR FUEL**				
34320	SINGAPORE	515	276	733	230
	SUB TOTAL	**515**	**276**	**733**	**230 ***
2711290000	**OTH NATURAL GAS IN GASEOUS STATE**				
34490	JAPAN	13 684	162 160	21 593	336 246
	HONG KONG	3 477	6 202	613	12 550
	CHINA	2 824	253 908	0	0

http://www.bps.go.id

HS / SITC	COMMODITY DESCRIPTION / COUNTRY OF ORIGIN	JANUARY - DECEMBER 2015		JANUARY - DECEMBER 2016	
		NET WEIGHT (KG)	CIF VALUE (US$)	NET WEIGHT (KG)	CIF VALUE (US$)
	SINGAPORE	1 020	23 673	914	6 036
	MALAYSIA	937	2 925	0	0
	INDIA	2 738	10 500	0	0
	AUSTRALIA	0	0	8	590
	UNITED STATES	762	61 031	979	56 923
	UNITED KINGDOM	4 653	16 139	5	3 295
	NETHERLANDS	0	0	30	1 928
	SUB TOTAL	**30 095**	**536 538**	**24 142**	**417 568 ***
2712100000	**PETROLEUM JELLY**				
33511	JAPAN	33 525	153 598	23 703	112 790
	KOREA, REPUBLIC OF	485 965	1 159 317	484 178	993 852
	TAIWAN	0	0	13 141	30 480
	CHINA	118 098	247 529	109 223	194 526
	THAILAND	1 000	10	0	0
	SINGAPORE	5 004	57 843	2 701	27 252
	MALAYSIA	6 960	21 446	1	17
	INDIA	305 290	594 013	399 040	637 411
	IRAN (ISLAMIC REPUBLIC OF)	364 000	460 320	322 800	309 400
	UNITED ARAB EMIRATES	293 996	372 024	350 000	337 542
	AUSTRALIA	14 060	21 090	15	22 200
	UNITED STATES	68 034	145 064	91 192	201 622
	UNITED KINGDOM	680	1 830	570	1 622
	NETHERLANDS	185 310	385 036	147 120	258 101
	FRANCE	2 160	17 200	720	3 513
	GERMANY, FED. REP. OF	883 685	1 689 102	919 916	1 646 240
	SWEDEN	71	701	192	2 593
	ITALY	1 360	3 286	0	0
	HUNGARY	372 749	572 174	268 100	374 478
	SUB TOTAL	**3 141 947**	**5 901 583**	**3 132 612**	**5 153 639 ***
2712200000	**PARAFFIN WAX CONTAINING BY WEIGHT < 0.75% OF OIL**				
33512	JAPAN	161 092	429 747	16 802	108 887
	HONG KONG	18 000	28 440	18 000	28 620
	KOREA, REPUBLIC OF	254	1 872	146	2 531
	TAIWAN	22 073	44 595	54 145	82 738
	CHINA	4 426 709	5 612 326	5 546 987	6 247 789
	THAILAND	2 600	5 333	0	0
	SINGAPORE	4 502	24 263	713	1 783
	MALAYSIA	4 247 248	3 205 503	3 765 338	2 795 138
	INDIA	73 599	65 674	298 840	176 886
	SOUTH AFRICA	5 700	22 946	10 502	43 800
	UNITED STATES	63 485	137 501	25 059	107 329
	CANADA	0	0	2 668	4 713
	FRANCE	1 694	18 066	1 116	17 352
	GERMANY, FED. REP. OF	127 630	277 026	151 077	314 605
	AUSTRIA	340	5 353	160	2 039
	SPAIN	92 500	157 250	102 500	174 250
	SUB TOTAL	**9 247 426**	**10 035 895**	**9 994 053**	**10 108 460 ***
2712901000	**OTHER PARAFFIN WAX CONTAINING BY WEIGHT>= 0.75% OF OIL**				
33512	JAPAN	165 240	615 128	120 069	448 048
	HONG KONG	100 000	125 000	82 000	86 551
	KOREA, REPUBLIC OF	12 790	62 200	11 478	55 854
	TAIWAN	115 000	158 046	52 280	75 112
	CHINA	6 067 235	7 281 444	5 705 560	6 178 204
	THAILAND	1 121 550	1 084 944	743 630	622 700
	SINGAPORE	87 368	131 715	104 392	140 273
	MALAYSIA	754 899	999 347	797 715	913 833
	VIET NAM	0	0	20	53
	INDIA	0	0	20 783	32 188
	IRAN (ISLAMIC REPUBLIC OF)	233 370	237 084	421 567	384 161
	SAUDI ARABIA	21 470	20 175	0	0
	TURKEY	0	0	21 015	15 330
	UNITED ARAB EMIRATES	246 586	230 903	680 571	621 314
	UNITED STATES	160 627	408 486	83 621	281 631
	BRAZIL	0	0	400	2 719
	UNITED KINGDOM	570	3 169	380	1 940
	NETHERLANDS	53 550	135 303	17 850	46 232
	FRANCE	1 400	6 073	16 560	42 303

http://www.bps.go.id

HS / SITC	COMMODITY DESCRIPTION / COUNTRY OF ORIGIN	JANUARY - DECEMBER 2015		JANUARY - DECEMBER 2016	
		NET WEIGHT (KG)	CIF VALUE (US$)	NET WEIGHT (KG)	CIF VALUE (US$)
	GERMANY, FED. REP. OF	47 938	181 974	33 798	128 513
	ITALY	29 482	60 543	52 787	108 487
	SPAIN	439 975	849 572	378 350	673 399
	SUB TOTAL	**9 659 050**	**12 591 106**	**9 344 826**	**10 858 845 ***
2712909000	**MICROCRYSTALLINE PETROLEUM WAX, SLACKWAX, OZOKERITE, LIGNITE WAX, PEAT WAX**				
33512	JAPAN	282 844	1 478 458	261 684	1 576 482
	HONG KONG	1 918	15 484	12 990	41 231
	KOREA, REPUBLIC OF	42 700	71 244	107 136	124 494
	TAIWAN	338 510	696 380	356 518	708 574
	CHINA	251 363	168 359	539 837	587 811
	THAILAND	186 145	116 865	121 296	106 611
	SINGAPORE	84 005	201 219	106 487	344 222
	MALAYSIA	496 217	782 323	779 489	842 784
	VIET NAM	200	590	200	583
	INDIA	28 584	42 559	137 324	98 285
	INDONESIA	0	0	5 220	20 932
	SOUTH AFRICA	371 997	685 841	379 400	763 439
	RWANDA	0	0	752	2 649
	AUSTRALIA	4 218	15 668	3 178	13 230
	UNITED STATES	189 933	1 464 833	156 022	1 153 318
	CANADA	6 909	197 800	3 178	80 969
	BRAZIL	6 873	67 041	6 000	51 530
	UNITED KINGDOM	3 831	31 630	6 302	37 966
	NETHERLANDS	592	4 365	58 914	117 319
	GERMANY, FED. REP. OF	352 108	1 009 375	670 143	1 681 510
	BELGIUM	108	997	3	864
	ITALY	0	0	1 475	15 374
	HUNGARY	80 640	124 187	66 000	95 884
	SUB TOTAL	**2 729 695**	**7 175 218**	**3 779 548**	**8 466 061 ***
2713110000	**PETROLEUM COKE, NOT CALCINED**				
33542	JAPAN	0	0	500	340
	CHINA	1 000	585	292 897	87 519
	PHILIPPINES	0	0	35 351 660	1 620 735
	MALAYSIA	4 708 408	499 091	4 504 564	324 410
	SAUDI ARABIA	0	0	11 000 000	1 501 500
	KUWAIT	43 999 000	13 627 604	40 996 000	12 194 494
	AUSTRALIA	0	0	30	31
	UNITED STATES	500 000	70 000	0	0
	SUB TOTAL	**49 208 408**	**14 197 280**	**92 145 651**	**15 729 029 ***
2713120000	**PETROLEUM COKE, CALCINED**				
33542	JAPAN	1 757 640	911 910	2 185 960	1 286 767
	TAIWAN	0	0	7 000	2 188
	CHINA	7 960 125	2 864 489	2 522 339	977 043
	INDIA	32 000	21 280	56 000	33 600
	KUWAIT	10 212 000	3 620 154	40 790 039	13 723 206
	SOUTH AFRICA	956 799	483 184	603 200	211 432
	UNITED STATES	237 541	517 059	18 144	27 936
	ARGENTINA	0	0	9 999 290	3 989 717
	GERMANY, FED. REP. OF	16 000	23 471	0	0
	SWEDEN	20 250	38 956	0	0
	SUB TOTAL	**21 192 355**	**8 480 503**	**56 181 972**	**20 251 889 ***
2713200000	**PETROLEUM BITUMEN**				
33541	JAPAN	58 795	80 109	53 416	64 974
	HONG KONG	208 872	79 522	0	0
	KOREA, REPUBLIC OF	70 803 420	28 547 490	78 512 687	20 847 925
	TAIWAN	1 900 000	695 894	15 903 610	3 543 516
	CHINA	64 435 455	27 542 681	14 343 012	4 033 415
	THAILAND	27 225 805	10 135 951	2 322 750	565 349
	SINGAPORE	533 804 573	211 927 882	815 301 065	200 855 360
	MALAYSIA	343 822 671	136 843 698	265 381 410	60 682 968
	INDIA	14 219 112	4 952 213	1 588 950	573 570
	IRAN (ISLAMIC REPUBLIC OF)	44 235 153	17 316 894	70 363 430	19 439 334
	UNITED ARAB EMIRATES	66 617 100	27 238 687	51 657 214	13 207 977
	BAHRAIN	0	0	494 150	206 555
	UNITED STATES	947 862	1 356 832	733 200	1 001 144

http://www.bps.go.id

HS / SITC	COMMODITY DESCRIPTION / COUNTRY OF ORIGIN	JANUARY - DECEMBER 2015		JANUARY - DECEMBER 2016	
		NET WEIGHT (KG)	CIF VALUE (US$)	NET WEIGHT (KG)	CIF VALUE (US$)
	NETHERLANDS	14 430	32 756	0	0
	DENMARK	190	217	9 500	25 599
	SUB TOTAL	**1 168 293 438**	**466 750 826**	**1 316 664 394**	**325 047 686 ***
2713900000	**OTHER RESIDUES OF PETROLEUM OILS OR OFOILS OBTAINED FROM BITUMINOUS MINERALS**				
33541	SINGAPORE	0	0	1	3
	SUB TOTAL	**0**	**0**	**1**	**3 ***
2714100000	**BITUMINOUS OR OIL SHALE AND TAR SANDS**				
27896	JAPAN	61	445	67	496
	KOREA, REPUBLIC OF	0	0	12	116
	PHILIPPINES	255	877	0	0
	MALAYSIA	2 008 810	993 440	1 521 000	702 472
	SUB TOTAL	**2 009 126**	**994 762**	**1 521 079**	**703 084 ***
2714900000	**ASPHALITES AND ASPHALTIC ROCKS**				
27897	JAPAN	1 000	1 697	3 511	6 248
	HONG KONG	984 210	493 001	0	0
	KOREA, REPUBLIC OF	3 313 663	1 451 537	1 938 325	501 735
	CHINA	1 053 076	466 838	405 041	135 451
	THAILAND	2 744 876	1 075 854	12	350
	SINGAPORE	10 629 090	4 791 296	6 169 838	1 956 528
	MALAYSIA	8 868 073	4 583 511	8 126 927	3 478 678
	MYANMAR	47	700	0	0
	VIET NAM	0	0	37	460
	PAKISTAN	136	4 563	0	0
	BANGLADESH	17 080	6 661	0	0
	IRAN (ISLAMIC REPUBLIC OF)	12 546 830	4 808 951	4 098 049	1 380 121
	SAUDI ARABIA	41 710	20 646	0	0
	UNITED ARAB EMIRATES	3 612 625	1 584 182	1 967 109	620 062
	AUSTRALIA	206	7 892	2 207	27 515
	UNITED STATES	291 107	1 261 645	77 008	246 676
	UNITED KINGDOM	0	0	47	1 085
	ITALY	0	0	466 200	167 366
	SUB TOTAL	**44 103 729**	**20 558 974**	**23 254 311**	**8 522 275 ***
2715000000	**BITUMINOUS MIX. BASED ON NATURAL ASPHALT ON NATURAL BITUMEN, ON PETROLEUM BITUME**				
33543	JAPAN	2 215	13 882	23 656	113 859
	KOREA, REPUBLIC OF	548 101	965 070	387 265	664 962
	CHINA	82 551	116 825	63 477	134 662
	THAILAND	328 132	273 304	243 314	188 805
	SINGAPORE	37 030	74 570	35 672	66 783
	PHILIPPINES	16 240	19 178	0	0
	MALAYSIA	742 937	870 262	861 837	974 611
	IRAN (ISLAMIC REPUBLIC OF)	18 000	8 460	0	0
	ISRAEL	0	0	1 009	6 433
	TURKEY	16 621	13 007	0	0
	QATAR	0	0	16 000	17 979
	EGYPT	24 000	20 936	0	0
	AUSTRALIA	2 367	17 804	0	0
	UNITED STATES	307 247	586 210	375 193	673 769
	CANADA	33	468	4	81
	UNITED KINGDOM	29 001	82 577	341 635	397 795
	NETHERLANDS	0	0	1 416	3 553
	GERMANY, FED. REP. OF	2	2	0	0
	ITALY	68 595	213 532	0	0
	SUB TOTAL	**2 223 072**	**3 276 087**	**2 350 478**	**3 243 292 ***
2716000000	**ELECTRICAL ENERGY**				
35100	JAPAN	22	1 860	0	0
	THAILAND	570	30 888	0	0
	MALAYSIA	90 114	293 507	901 009	1 128 262
	SUB TOTAL	**90 706**	**326 255**	**901 009**	**1 128 262 ***
2801100000	**CHLORINE**				
52224	JAPAN	1 528	5 452	616	2 928
	CHINA	21 000	29 820	21 000	30 030

http://www.bps.go.id

HS / SITC	COMMODITY DESCRIPTION / COUNTRY OF ORIGIN	JANUARY - DECEMBER 2015		JANUARY - DECEMBER 2016	
		NET WEIGHT (KG)	CIF VALUE (US$)	NET WEIGHT (KG)	CIF VALUE (US$)
	SINGAPORE	28	1 642	15 252	7 397
	MALAYSIA	980 066	499 983	852 516	445 817
	UNITED STATES	919	7 533	4 673	29 413
	SUB TOTAL	**1 003 541**	**544 430**	**894 057**	**515 585 ***
2801200000	**IODINE**				
52225	JAPAN	6	1 172	10	1 934
	CHINA	500	6 778	0	0
	SINGAPORE	82	8 278	28	1 935
	INDIA	5 329	74 519	8 302	146 497
	UNITED STATES	0	0	1	1 008
	UNITED KINGDOM	0	0	500	33 250
	FRANCE	4 000	16 023	4 000	17 859
	GERMANY, FED. REP. OF	206	33 561	597	57 864
	BELGIUM	0	0	2	558
	SWITZERLAND	0	0	1	158
	SPAIN	0	0	3	169
	SUB TOTAL	**10 123**	**140 331**	**13 444**	**261 232 ***
2801300000	**FLUORINE; BROMINE**				
52225	JAPAN	81 283	1 256 868	177	4 506
	KOREA, REPUBLIC OF	0	0	22	127
	CHINA	1 929	77 878	0	0
	THAILAND	0	0	43	2 118
	UNITED STATES	0	0	194	33 721
	SUB TOTAL	**83 212**	**1 334 746**	**436**	**40 472 ***
2802000000	**SULPHUR, SUBLIMED OR PRECIPITATED,COLLODIAL SULPHUR**				
52226	JAPAN	1 335 215	2 754 015	1 400 181	2 742 835
	KOREA, REPUBLIC OF	100 000	40 900	80 100	31 300
	TAIWAN	41 000	64 350	181 000	263 900
	CHINA	365 700	662 095	223 000	350 800
	SINGAPORE	26 674 101	6 593 774	20 481 003	2 880 322
	MALAYSIA	1 059 720	2 383 478	943 420	1 821 064
	INDIA	34 000	70 108	24 000	37 296
	SAUDI ARABIA	0	0	19 000 000	3 236 855
	TURKEY	334 880	75 348	4 290 820	663 663
	QATAR	30 185 164	4 490 043	0	0
	UNITED STATES	50 000	9 250	19 534 900	1 920 146
	CANADA	63 000 000	12 469 815	23 870 000	2 285 753
	GERMANY, FED. REP. OF	3 141	14 760	8 989	36 967
	SUB TOTAL	**123 182 921**	**29 627 936**	**90 037 413**	**16 270 901 ***
2803002000	**ACETYLENE BLACK**				
52210	JAPAN	92 535	1 055 637	112 387	1 148 034
	KOREA, REPUBLIC OF	232 491	233 694	64 479	58 596
	TAIWAN	0	0	1 200	1 099
	CHINA	618 123	812 626	718 535	640 218
	THAILAND	657 098	1 258 447	737 197	1 161 411
	SINGAPORE	2 240 446	5 543 876	2 062 980	4 651 608
	MALAYSIA	0	0	315	1 969
	BRUNEI DARUSSALAM	2 040	27 551	0	0
	INDIA	100	483	0	0
	SRI LANKA	0	0	6 470	12 183
	TANZANIA, UNITED REP. OF	0	0	10	21
	UNITED STATES	20 416	385 943	25 159	817 849
	FRANCE	34	2 382	555	35 828
	SUB TOTAL	**3 863 283**	**9 320 639**	**3 729 287**	**8 528 816 ***
2803004010	**RUBBER GRADE OF OTHER CARBON BLACK**				
52210	JAPAN	2 345 031	3 710 888	2 692 575	4 097 990
	HONG KONG	250	236	0	0
	KOREA, REPUBLIC OF	18 379 489	16 713 368	20 938 783	13 449 614
	TAIWAN	941 596	1 045 346	125 911	211 194
	CHINA	96 220 594	77 881 622	115 846 188	78 961 273
	THAILAND	6 816 337	6 186 256	15 823 825	9 902 864
	SINGAPORE	244	478	100	1 110
	INDIA	4 642 245	3 530 505	4 859 750	2 876 140

http://www.bps.go.id

HS / SITC	COMMODITY DESCRIPTION / COUNTRY OF ORIGIN	JANUARY - DECEMBER 2015		JANUARY - DECEMBER 2016	
		NET WEIGHT (KG)	CIF VALUE (US$)	NET WEIGHT (KG)	CIF VALUE (US$)
	INDONESIA	16 500	14 270	20 000	16 000
	SEYCHELLES	0	0	19 763	12 157
	UNITED STATES	319 935	272 173	411 742	348 971
	CANADA	108 000	230 400	150 000	316 560
	NETHERLANDS	600	1 291	1 200	6 612
	GERMANY, FED. REP. OF	1 860	5 005	2 600	6 793
	SWITZERLAND	0	0	200	533
	RUSSIA FEDERATION	0	0	195	588
	SUB TOTAL	**129 792 681**	**109 591 838**	**160 892 832**	**110 208 399 ***
2803004090	**OTHER RUBBER GRADE OF OTHER CARBON BLACK**				
52210	JAPAN	35 584	88 072	22 203	65 749
	KOREA, REPUBLIC OF	1 064 790	1 002 477	864 548	749 529
	TAIWAN	29 580	54 009	24 000	44 850
	CHINA	84 878	74 564	50 518	83 037
	THAILAND	100	1 110	0	0
	SINGAPORE	22	5 314	0	0
	MALAYSIA	2 570	8 997	8 750	16 188
	UNITED STATES	10 532	54 918	8 641	33 660
	CANADA	86 250	163 164	61 250	113 316
	NETHERLANDS	51 700	262 170	45 320	229 116
	GERMANY, FED. REP. OF	0	0	2 268	8 106
	LUXEMBOURG	0	0	1	346
	POLAND	1	7	0	0
	SUB TOTAL	**1 366 007**	**1 714 802**	**1 087 499**	**1 343 897 ***
2803009000	**OTHER ACETYLENE BLACK OF OTHER CARBON**				
52210	JAPAN	1 625 732	5 128 813	2 234 951	5 575 539
	HONG KONG	14 018 290	11 249 862	1 028 400	657 128
	KOREA, REPUBLIC OF	17 529 065	17 634 672	39 779 996	29 552 730
	TAIWAN	853 833	926 849	1 499 001	1 140 068
	CHINA	15 856 778	14 068 037	15 437 903	11 110 992
	THAILAND	784 665	1 111 807	656 408	840 116
	SINGAPORE	1 248 595	656 649	4 687	30 255
	MALAYSIA	22 127	84 129	86 241	221 632
	BRUNEI DARUSSALAM	3 822	528	0	0
	VIET NAM	0	0	1 400	5 474
	INDIA	553 650	499 720	3 502 674	2 574 653
	IRAN (ISLAMIC REPUBLIC OF)	0	0	59 840	41 918
	TURKEY	1 000	1 597	0	0
	UNITED ARAB EMIRATES	40 480	47 564	16 000	42 120
	SOUTH AFRICA	900	3 266	0	0
	AUSTRALIA	52 082	22 979	40	114
	UNITED STATES	460 320	2 269 407	547 095	2 598 838
	CANADA	73 000	144 807	57 996	121 469
	MEXICO	0	0	20 100	25 921
	ARGENTINA	43	902	0	0
	UNITED KINGDOM	1 256	41 946	4 600	16 458
	NETHERLANDS	56 549	244 332	74 831	227 295
	FRANCE	2 362	35 882	0	0
	GERMANY, FED. REP. OF	203 116	2 147 072	238 174	1 905 833
	BELGIUM	0	0	11	151
	CZECH REPUBLIC	30	676	0	0
	SUB TOTAL	**53 387 695**	**56 321 496**	**65 250 348**	**56 688 704 ***
2804100000	**HYDROGEN**				
52221	JAPAN	30	1 340	0	0
	SINGAPORE	1 959 399	568 667	1 925 932	634 341
	INDIA	1 111	4 260	0	0
	UNITED STATES	2	359	26	1 059
	SUB TOTAL	**1 960 542**	**574 626**	**1 925 958**	**635 400 ***
2804210000	**ARGON**				
52221	TAIWAN	40 580	25 971	0	0
	CHINA	829 922	359 065	3 479 309	667 634
	SINGAPORE	6 434 535	4 432 147	6 503 797	3 317 392
	MALAYSIA	318 595	180 368	35 000	33 848
	BRUNEI DARUSSALAM	100 578	128 906	0	0
	UNITED STATES	59	15 978	3 048	2 625

http://www.bps.go.id

HS / SITC	COMMODITY DESCRIPTION / COUNTRY OF ORIGIN	JANUARY - DECEMBER 2015		JANUARY - DECEMBER 2016	
		NET WEIGHT (KG)	CIF VALUE (US$)	NET WEIGHT (KG)	CIF VALUE (US$)
	UNITED KINGDOM	158	8 286	0	0
	LATVIA	0	0	32 616	130 871
	SUB TOTAL	**7 724 427**	**5 150 721**	**10 053 770**	**4 152 370 ***
2804290000	**OTHER RARE GASES**				
52221	JAPAN	297	7 063	178	3 200
	KOREA, REPUBLIC OF	0	0	4	1 600
	CHINA	10 000	5 830	1 382	8 848
	THAILAND	5 384	16 845	1 636	4 762
	SINGAPORE	799 826	1 461 011	579 519	1 383 436
	MALAYSIA	287 988	654 477	229 029	552 263
	BRUNEI DARUSSALAM	398	5 298	0	0
	PAKISTAN	12	219	0	0
	UNITED ARAB EMIRATES	9 300	156 150	0	0
	QATAR	10 040	511 278	6 268	188 041
	AUSTRALIA	0	0	97 102	127 679
	UNITED STATES	1 172	89 082	3 673	83 799
	UNITED KINGDOM	0	0	82 133	31 493
	GERMANY, FED. REP. OF	2	1 339	19	4 117
	SWEDEN	0	0	1	569
	FINLAND	0	0	1	442
	ITALY	38	3 140	105	14 158
	SPAIN	0	0	1	5
	SUB TOTAL	**1 124 457**	**2 911 732**	**1 001 051**	**2 404 412 ***
2804300000	**NITROGEN**				
52221	JAPAN	377	30 328	0	0
	KOREA, REPUBLIC OF	60	5 500	11	1 259
	CHINA	0	0	817	28 000
	SINGAPORE	10 239 454	1 707 903	10 227 630	2 301 430
	MALAYSIA	0	0	43 910	8 259
	BRUNEI DARUSSALAM	398	5 298	0	0
	INDIA	21	4 503	0	0
	INDONESIA	4 000	5 789	200	1 869
	UNITED STATES	2 813	86 306	26 148	306 267
	UNITED KINGDOM	68	5 328	22	5 323
	SWEDEN	0	0	73	1 167
	SUB TOTAL	**10 247 191**	**1 850 955**	**10 298 811**	**2 653 574 ***
2804400000	**OXYGEN**				
52221	JAPAN	118	11 056	0	0
	CHINA	40 800	60 191	3 329	4 800
	PAPUA NEW GUINEA	14 300	517	13 400	439
	SINGAPORE	4 104 850	1 076 522	3 590 381	645 398
	MALAYSIA	12 317	67 132	12 390	22 835
	BRUNEI DARUSSALAM	6 216	38 217	0	0
	SAUDI ARABIA	90	3 963	0	0
	PITCAIRN	0	0	11 000	370
	UNITED STATES	120	9 090	215	12 307
	UNITED KINGDOM	22	1 176	0	0
	SUB TOTAL	**4 178 833**	**1 267 864**	**3 630 715**	**686 149 ***
2804500000	**BORON; TELLURIUM**				
52222	JAPAN	0	0	200	29 512
	TAIWAN	94	6 172	96	6 034
	CHINA	252	295	25	1 238
	SINGAPORE	46 952	24 815	1	42
	INDIA	3 000	3 616	0	0
	TURKEY	72 000	31 680	168 000	75 120
	UNITED STATES	142	15 467	0	0
	GERMANY, FED. REP. OF	0	0	3	135
	SUB TOTAL	**122 440**	**82 045**	**168 325**	**112 081 ***
2804610000	**SILICON, CONTAINING BY WEIGHT >= 99.99%**				
52223	JAPAN	94 280	14 039 042	74 869	10 214 662
	HONG KONG	5	782	0	0
	KOREA, REPUBLIC OF	33	1 896	1 253	3 088
	TAIWAN	26 881	145 603	28 428	124 805

http://www.bps.go.id

HS / SITC	COMMODITY DESCRIPTION / COUNTRY OF ORIGIN	JANUARY - DECEMBER 2015		JANUARY - DECEMBER 2016	
		NET WEIGHT (KG)	CIF VALUE (US$)	NET WEIGHT (KG)	CIF VALUE (US$)
	CHINA	100	1 003	57	602
	THAILAND	10	184	0	0
	SINGAPORE	764	15 032	755	3 904
	AUSTRALIA	0	0	2	457
	UNITED STATES	487	5 299	410	3 159
	UNITED KINGDOM	50	18 934	0	0
	ITALY	799	12 450	800	14 592
	SUB TOTAL	**123 409**	**14 240 225**	**106 574**	**10 365 269 ***
2804690000	**SILICON, CONTAINING BY WEIGHT < 99.99%**				
52223	JAPAN	13 216	198 533	7 083	89 042
	KOREA, REPUBLIC OF	15 808	50 216	10 838	34 029
	TAIWAN	1 286	4 638	1 487	3 515
	CHINA	14 048 004	25 305 895	16 032 499	25 234 873
	THAILAND	12 753	26 219	54 623	43 871
	SINGAPORE	635	18 068	36 311	16 309
	MALAYSIA	469	18 997	0	0
	VIET NAM	138 714	179 891	0	0
	INDIA	8 000	3 009	0	0
	TURKEY	35	1 157	27	987
	AUSTRALIA	0	0	9	183
	UNITED STATES	333	3 762	23	4 747
	FRANCE	4	172	0	0
	SUB TOTAL	**14 239 257**	**25 810 557**	**16 142 900**	**25 427 556 ***
2804700000	**PHOSPHORUS**				
52222	JAPAN	3 870	280 027	70	243
	KOREA, REPUBLIC OF	384	5 200	5	567
	TAIWAN	161	2 098	166	1 995
	CHINA	45 110	212 132	81 000	279 323
	SINGAPORE	648	3 499	0	0
	INDIA	47 000	305 440	57 000	355 760
	UNITED STATES	2	636	0	0
	NETHERLANDS	10	3 119	0	0
	GERMANY, FED. REP. OF	6	212	4	115
	ITALY	8 000	76 380	0	0
	SUB TOTAL	**105 191**	**888 743**	**138 245**	**638 003 ***
2804800000	**ARSENIC**				
52222	JAPAN	3	35	8	232
	CHINA	138 998	252 612	135 000	199 504
	SINGAPORE	1	33	0	0
	MALAYSIA	0	0	24 000	11 280
	UNITED STATES	0	0	1	129
	GERMANY, FED. REP. OF	4	804	0	0
	SUB TOTAL	**139 006**	**253 484**	**159 009**	**211 145 ***
2804900000	**SELENIUM**				
52222	JAPAN	3 431	131 334	1 899	37 368
	HONG KONG	0	0	200	4 121
	CHINA	3 725	140 621	4 650	58 941
	SINGAPORE	4 300	43 148	4 402	35 064
	MALAYSIA	0	0	24 626	7 274
	AUSTRALIA	500	17 250	1 127	26 251
	UNITED STATES	22 924	511 007	24 810	569 811
	CANADA	17 975	166 994	13 500	113 971
	GERMANY, FED. REP. OF	2 570	127 101	1 494	25 846
	BELGIUM	2 000	104 000	25	850
	SUB TOTAL	**57 425**	**1 241 455**	**76 733**	**879 497 ***
2805110000	**SODIUM**				
52228	JAPAN	1 488	48 392	969	35 737
	HONG KONG	58 420	117 942	42 240	70 400
	KOREA, REPUBLIC OF	247	1 427	1 114	4 873
	TAIWAN	183 040	336 232	28 167	46 092
	CHINA	362 994	493 570	372 908	517 999
	THAILAND	5 000	3 482	0	0
	SINGAPORE	3 814	5 467	0	0

http://www.bps.go.id

HS / SITC	COMMODITY DESCRIPTION / COUNTRY OF ORIGIN	JANUARY - DECEMBER 2015		JANUARY - DECEMBER 2016	
		NET WEIGHT (KG)	CIF VALUE (US$)	NET WEIGHT (KG)	CIF VALUE (US$)
	MALAYSIA	0	0	75	22
	INDIA	0	0	40	514
	AUSTRALIA	67	97	0	0
	UNITED STATES	0	0	9	413
	GERMANY, FED. REP. OF	38 330	50 751	76 104	95 113
	SPAIN	30	764	0	0
	SUB TOTAL	**653 430**	**1 058 124**	**521 626**	**771 163 ***
2805120000	**CALCIUM**				
52229	JAPAN	1 002	9 531	21 704	38 909
	KOREA, REPUBLIC OF	0	0	369	2 171
	CHINA	19 299	70 909	21 950	36 743
	SINGAPORE	42 000	6 663	50 001	8 561
	GERMANY, FED. REP. OF	17 600	50 201	0	0
	BELGIUM	0	0	27	14
	SWITZERLAND	8	89 567	13	139 648
	SPAIN	100	1 235	0	0
	SUB TOTAL	**80 009**	**228 106**	**94 064**	**226 046 ***
2805190000	**OTHER ALKALI OR ALKALINE-EARTH METALS**				
52229	JAPAN	130 215	2 857 105	119 339	3 056 710
	HONG KONG	13 110	389 668	11 299	337 628
	KOREA, REPUBLIC OF	25	134	7 460	28 418
	TAIWAN	2 207	5 880	4 355	12 340
	CHINA	161 024	5 470 244	199 991	7 728 913
	THAILAND	165 071	5 770 240	149 244	6 271 768
	SINGAPORE	1	94	11	180
	MALAYSIA	6 634	29 515	0	0
	VIET NAM	3	310	0	0
	INDIA	34	859	501	3 097
	AUSTRALIA	120 000	73 200	0	0
	FRANCE	75	563	0	0
	GERMANY, FED. REP. OF	60 000	36 600	0	0
	SUB TOTAL	**658 399**	**14 634 412**	**492 200**	**17 439 054 ***
2805300000	**RARE-EARTH METALS, SCANDIUM & YTTRIUMWHETHER OR NOT INTERMIXED OR INTERALLOY**				
52229	JAPAN	36 357	74 073	26 611	79 784
	CHINA	50	3 250	0	0
	THAILAND	0	0	62	415
	SUB TOTAL	**36 407**	**77 323**	**26 673**	**80 199 ***
2805400000	**MERCURY**				
52227	UNITED STATES	88	12 450	0	0
	SUB TOTAL	**88**	**12 450**	**0**	**0 ***
2806100000	**HYDROGEN CHLORIDE (HYDROCHLORIC ACID)**				
52231	JAPAN	3 256	8 434	929	3 700
	KOREA, REPUBLIC OF	54 331	42 320	23 222	14 978
	THAILAND	32 912	72 840	3 363	11 359
	SINGAPORE	724 857	205 447	720 664	193 021
	MALAYSIA	921 709	305 618	213 030	74 844
	PAKISTAN	1 337 595	181 232	1 544 640	187 403
	UNITED STATES	0	0	6	835
	UNITED KINGDOM	133	69	0	0
	FRANCE	20	20	2	263
	GERMANY, FED. REP. OF	61 812	421 810	43 242	352 309
	ITALY	3 009	17 608	0	0
	SUB TOTAL	**3 139 634**	**1 255 398**	**2 549 098**	**838 712 ***
2807000000	**SULPHURIC ACID; OLEUM.**				
52232	JAPAN	66 389 878	2 843 303	29 945 518	865 239
	KOREA, REPUBLIC OF	95 492 760	4 596 377	307 393 368	8 433 811
	CHINA	14	327	0	0
	THAILAND	24 284	51 559	4 352	13 921
	SINGAPORE	27 255	77 104	136	865
	PHILIPPINES	163 299 731	5 829 836	157 325 601	3 221 534
	INDIA	19 561 190	744 499	0	0

http://www.bps.go.id

HS / SITC	COMMODITY DESCRIPTION / COUNTRY OF ORIGIN	JANUARY - DECEMBER 2015		JANUARY - DECEMBER 2016	
		NET WEIGHT (KG)	CIF VALUE (US$)	NET WEIGHT (KG)	CIF VALUE (US$)
	AUSTRALIA	6 300 000	2 860 200	0	0
	UNITED STATES	0	0	6	67
	GERMANY, FED. REP. OF	50 803	233 045	44 851	258 756
	ITALY	563	3 296	0	0
	SUB TOTAL	**351 146 478**	**17 239 546**	**494 713 832**	**12 794 193 ***
2808000000	**NITRIC ACID; SULPHONITRIC ACIDS**				
52233	JAPAN	1 298	13 010	691	15 318
	HONG KONG	0	0	7	121
	KOREA, DEM. PEOPLE'S REP.	38 080	15 042	0	0
	KOREA, REPUBLIC OF	5 419 417	2 096 960	8 225 743	2 955 140
	TAIWAN	484	1 575	150	228
	CHINA	299 990	110 542	154 800	56 090
	THAILAND	776 390	311 666	1 312 716	468 641
	SINGAPORE	269 215	159 429	303 573	184 323
	MALAYSIA	880 907	353 460	789 000	290 514
	VIET NAM	500	761	3 750	5 787
	INDIA	1 504 157	491 267	1 694 400	566 699
	AUSTRALIA	60	2 444	0	0
	UNITED STATES	108 355	472 540	36 033	163 858
	CANADA	0	0	2 943	64 205
	NETHERLANDS	50 400	21 823	25 200	8 593
	GERMANY, FED. REP. OF	39 757	219 484	27 719	233 573
	BELGIUM	1 486 396	643 583	1 789 200	692 488
	FINLAND	0	0	4	3 336
	SUB TOTAL	**10 875 406**	**4 913 586**	**14 365 929**	**5 708 914 ***
2809100000	**DIPHOSPHORUS PENTAOXIDE**				
52234	JAPAN	17	402	25	365
	CHINA	23 910	56 157	11 380	27 396
	SINGAPORE	1	79	0	0
	INDIA	32 000	69 775	18 500	39 713
	UNITED STATES	178	3 444	0	0
	GERMANY, FED. REP. OF	144	2 433	215	8 079
	BELGIUM	0	0	13 440	18 682
	SUB TOTAL	**56 250**	**132 290**	**43 560**	**94 235 ***
2809203100	**HYPOPHOSPHORIC ACIDS, FOOD GRADE**				
52234	JAPAN	8 456	78 189	7 928	99 988
	KOREA, REPUBLIC OF	63 000	46 095	0	0
	TAIWAN	0	0	2	1 315
	CHINA	2 892 704	2 466 185	1 711 752	1 322 797
	THAILAND	155 400	125 356	0	0
	MALAYSIA	40 000	39 600	180 000	164 600
	INDIA	0	0	19 737	19 524
	UNITED STATES	4 429	39 363	2 780	34 470
	GERMANY, FED. REP. OF	0	0	791	4 354
	BELGIUM	4 896	11 590	0	0
	SUB TOTAL	**3 168 885**	**2 806 378**	**1 922 990**	**1 647 048 ***
2809203900	**PHOSPHORIC ACIDS, HYPOPHORIC ACIDS,EXCEPT HYPOPHOSPHORIC ACIDS; FOOD GRADE**				
52234	JAPAN	0	0	3	117
	KOREA, REPUBLIC OF	42 000	30 450	126 001	89 466
	CHINA	22 988 605	19 075 321	28 284 180	20 805 817
	SINGAPORE	85 766	75 731	87 720	73 674
	MALAYSIA	380 038	371 663	140 035	128 285
	INDIA	0	0	51	309
	UNITED STATES	0	0	8	1 808
	SUB TOTAL	**23 496 409**	**19 553 165**	**28 637 998**	**21 099 476 ***
2809209100	**HYPOPHOSPHORIC ACIDS, NOT FOOD GRADE**				
52234	JAPAN	3 873	74 532	3 561	47 055
	KOREA, REPUBLIC OF	63	197	1	7
	CHINA	926 620	818 148	1 156 636	923 725
	THAILAND	100	368	0	0
	SINGAPORE	3 342	16 249	0	0
	MALAYSIA	1 236	6 113	1 326	6 148
	INDIA	0	0	171	1 408

http://www.bps.go.id

HS / SITC	COMMODITY DESCRIPTION / COUNTRY OF ORIGIN	JANUARY - DECEMBER 2015		JANUARY - DECEMBER 2016	
		NET WEIGHT (KG)	CIF VALUE (US$)	NET WEIGHT (KG)	CIF VALUE (US$)
	UNITED STATES	101 655	100 505	10 705	18 599
	CANADA	3 292	6 880	0	0
	RUSSIA FEDERATION	40 000	34 000	0	0
	SUB TOTAL	**1 080 181**	**1 056 992**	**1 172 400**	**996 942 ***
2809209900	**PHOSPHORIC ACIDS, HYPOPHORIC ACIDS,EXCEPT HYPOPHOSPHORIC ACIDS; NOT FOOD GR**				
52234	JAPAN	19 469	284 871	6 552	24 404
	KOREA, REPUBLIC OF	775 605	546 227	190 080	117 744
	CHINA	1 494 516	1 312 398	1 505 847	1 160 317
	THAILAND	0	0	192	522
	SINGAPORE	7	320	1 374	1 850
	PHILIPPINES	0	0	1 500	2 099
	VIET NAM	11 783 385	9 577 016	0	0
	JORDAN	37 493 589	30 699 155	0	0
	MOROCCO	50 520 046	41 021 960	9 966 859	6 229 287
	UNITED STATES	3 060	11 918	330	2 603
	UNITED KINGDOM	4 500	5 242	0	0
	GERMANY, FED. REP. OF	6 020	110 593	6 539	159 911
	SUB TOTAL	**102 100 197**	**83 569 700**	**11 679 273**	**7 698 737 ***
2810000000	**OXIDE OF BORON; BORIC ACIDS**				
52235	JAPAN	3 407	30 879	2 104	23 799
	KOREA, REPUBLIC OF	1 900	3 880	844	3 744
	CHINA	23 352	25 739	0	0
	SINGAPORE	0	0	50 050	41 211
	MALAYSIA	0	0	225	159
	VIET NAM	600	6 577	0	0
	TURKEY	1 182 000	943 110	1 610 750	1 205 381
	UNITED STATES	361 629	311 501	1 182 271	869 011
	ARGENTINA	49 999	41 000	25 000	20 125
	PERU	459 000	365 517	229 500	181 535
	GERMANY, FED. REP. OF	1 196	49 432	1 411	51 158
	BELGIUM	0	0	1 000	8 704
	ITALY	300	132	300	298
	RUSSIA FEDERATION	312 996	280 000	160 001	124 401
	SUB TOTAL	**2 396 379**	**2 057 767**	**3 263 456**	**2 529 526 ***
2811110000	**HYDROGEN FLUORIDE (HYDROFLUORIC ACID)**				
52236	JAPAN	60 886	86 934	78 907	109 654
	CHINA	1 138 357	1 025 258	1 557 500	1 310 133
	THAILAND	2 134	3 478	29 036	32 738
	SINGAPORE	379	524	0	0
	INDIA	147 277	162 800	36 800	34 040
	UNITED STATES	0	0	3	1 182
	GERMANY, FED. REP. OF	717	10 565	151	5 081
	BELGIUM	482	537	0	0
	SPAIN	767	691	0	0
	SUB TOTAL	**1 350 999**	**1 290 787**	**1 702 397**	**1 492 828 ***
2811191000	**ARSENIC ACID**				
52236	JAPAN	47 389	109 542	7 640	70 973
	KOREA, REPUBLIC OF	2 569	32 941	0	0
	TAIWAN	700	1 031	0	0
	CHINA	12 000	20 280	20 003	11 957
	SINGAPORE	95	204	0	0
	INDIA	290	2 571	0	0
	JORDAN	38 400	49 152	0	0
	UNITED STATES	67 785	72 862	8	1 136
	FRANCE	0	0	6	358
	SUB TOTAL	**169 228**	**288 583**	**27 657**	**84 424 ***
2811199010	**SULPHAMIC ACID**				
52236	JAPAN	400 273	489 457	371 962	478 265
	TAIWAN	1 113 004	691 599	1 991 406	1 146 034
	CHINA	1 283 999	802 940	1 662 000	916 885
	SINGAPORE	13	292	61 144	85 411
	MALAYSIA	221	747	0	0
	JORDAN	0	0	19 200	24 384

http://www.bps.go.id

HS / SITC	COMMODITY DESCRIPTION / COUNTRY OF ORIGIN	JANUARY - DECEMBER 2015		JANUARY - DECEMBER 2016	
		NET WEIGHT (KG)	CIF VALUE (US$)	NET WEIGHT (KG)	CIF VALUE (US$)
	AUSTRALIA	23	330	0	0
	UNITED STATES	3 572	11 367	15 305	17 754
	NETHERLANDS	0	0	20 400	25 908
	FRANCE	0	0	360	5 536
	GERMANY, FED. REP. OF	316	8 795	277	7 691
	BELGIUM	19 202	23 119	40 800	52 836
	SUB TOTAL	**2 820 623**	**2 028 646**	**4 182 854**	**2 760 704 ***
2811199090	**OTHER INORGANIC ACIDS, EXEPT SULPHAMICACID, ARSENIC ACID AND HYDROFLUORIC ACID**				
52236	JAPAN	2 000	14 160	7	1 689
	KOREA, REPUBLIC OF	10	20	0	0
	CHINA	24 000	47 360	42 001	63 509
	SINGAPORE	153	4 827	100	4 584
	UNITED STATES	127	13 645	72	12 218
	GERMANY, FED. REP. OF	18 534	566 266	7 889	123 931
	POLAND	0	0	2	362
	SUB TOTAL	**44 824**	**646 278**	**50 071**	**206 293 ***
2811210000	**CARBON DIOXIDE**				
52239	JAPAN	2 099	5 832	6 513	42 678
	KOREA, REPUBLIC OF	5 910	19 494	10 730	32 569
	CHINA	352 563	156 704	2 219	3 200
	SINGAPORE	6 248 698	2 018 235	6 020 815	1 596 519
	MALAYSIA	236	4 228	50 690	18 552
	UNITED STATES	7 047	48 352	1 847	23 310
	UNITED KINGDOM	29	1 520	0	0
	ITALY	856	85 838	0	0
	HUNGARY	144	3 152	0	0
	SUB TOTAL	**6 617 582**	**2 343 355**	**6 092 814**	**1 716 828 ***
2811221000	**SILICA POWDER**				
52237	JAPAN	247 190	1 617 972	701 503	2 950 844
	HONG KONG	5 322	11 015	70 508	104 819
	KOREA, REPUBLIC OF	1 734 098	3 204 412	1 197 077	2 595 832
	TAIWAN	8 121 320	8 084 289	7 882 476	8 310 773
	CHINA	27 467 304	17 349 783	27 699 449	17 068 925
	THAILAND	788 585	846 732	1 215 481	1 243 123
	SINGAPORE	74 856	34 825	97 840	64 681
	PHILIPPINES	80	1 670	29 200	46 801
	MALAYSIA	194 898	203 785	240 008	177 980
	VIET NAM	15 000	18 204	50	462
	INDIA	187 715	498 075	251 360	499 362
	PAKISTAN	22	145	0	0
	TURKEY	0	0	11	168
	AUSTRALIA	36	1 631	7 453	8 512
	SAMOA	17 500	21 331	0	0
	UNITED STATES	35 492	272 543	72 057	256 900
	BRAZIL	0	0	1	264
	UNITED KINGDOM	457 355	785 488	433 215	828 018
	NETHERLANDS	101	794	0	0
	FRANCE	10 772	74 533	46 340	86 921
	GERMANY, FED. REP. OF	62 380	311 156	157 312	436 988
	AUSTRIA	200	614	0	0
	BELGIUM	33 090	164 385	20 900	33 523
	SWITZERLAND	0	0	2	90
	NORWAY	123 487	73 472	278 250	162 141
	SWEDEN	68 644	113 257	0	0
	SPAIN	0	0	10	382
	SUB TOTAL	**39 645 447**	**33 690 111**	**40 400 503**	**34 877 509 ***
2811229000	**OTHER SILICON POWDER**				
52237	JAPAN	448 197	1 571 054	459 172	1 767 124
	HONG KONG	475	1 083	18	1 377
	KOREA, REPUBLIC OF	1 247 249	294 996	415 182	255 313
	TAIWAN	530 665	763 081	521 531	828 066
	CHINA	5 660 950	5 510 383	6 766 684	6 722 347
	THAILAND	298 322	75 183	6 762	8 616
	SINGAPORE	13 265	81 980	6 618	79 103
	PHILIPPINES	0	0	43	348

http://www.bps.go.id

HS / SITC	COMMODITY DESCRIPTION / COUNTRY OF ORIGIN	JANUARY - DECEMBER 2015		JANUARY - DECEMBER 2016	
		NET WEIGHT (KG)	CIF VALUE (US$)	NET WEIGHT (KG)	CIF VALUE (US$)
	MALAYSIA	2 733 489	2 122 500	722 867	581 579
	VIET NAM	12	185	0	0
	INDIA	0	0	38 060	48 466
	AUSTRALIA	80 640	85 479	102 317	151 635
	COCOS (KEELING) ISLANDS	90	336	0	0
	UNITED STATES	3 001	30 439	5 156	58 008
	CANADA	2	364	2	835
	UNITED KINGDOM	60 060	364 744	58 533	318 524
	NETHERLANDS	10 920	46 346	30	372
	FRANCE	52	2 105	0	0
	GERMANY, FED. REP. OF	240 000	1 314 008	220 806	1 145 348
	AUSTRIA	0	0	700	2 360
	BELGIUM	76 680	425 088	93 648	466 763
	SWITZERLAND	3 600	15 660	355	7 544
	NORWAY	2 559 567	1 963 662	1 540 773	1 076 271
	ITALY	0	0	5	402
	SPAIN	20 000	3 800	49 000	9 310
	KYRGYZSTAN	3 600	15 660	0	0
	SUB TOTAL	**13 990 836**	**14 688 136**	**11 008 262**	**13 529 711 ***
2811291000	**DIARSENIC PENTAOXIDE**				
52239	CHINA	0	0	72 000	36 000
	SINGAPORE	4	379	9	513
	GERMANY, FED. REP. OF	2	59	5	138
	SUB TOTAL	**6**	**438**	**72 014**	**36 651 ***
2811292000	**SULPHUR DIOXIDE**				
52239	KOREA, REPUBLIC OF	4 978	14 129	13 239	49 402
	TAIWAN	8 660	15 270	8 408	14 470
	CHINA	46 410	48 731	0	0
	UNITED STATES	549	51 408	240	69 108
	GERMANY, FED. REP. OF	3 000	2 791	2 000	1 739
	AUSTRIA	0	0	1 400	1 126
	SUB TOTAL	**63 597**	**132 329**	**25 287**	**135 845 ***
2811299000	**OTHER INORGANIC OXYGEN COMPOUNDS OF NONMETALS**				
52239	JAPAN	6 435	57 372	5 850	57 267
	HONG KONG	63 335	207 313	22 831	213 140
	KOREA, REPUBLIC OF	216 167	85 545	198 907	79 161
	TAIWAN	13 861	45 001	1 631	5 070
	CHINA	108 465	339 096	110 497	660 165
	THAILAND	424 500	1 645 050	332 500	1 282 575
	SINGAPORE	13 054	128 051	11 536	156 089
	INDONESIA	0	0	881	12 403
	UNITED STATES	222	33 901	2 342	31 202
	UNITED KINGDOM	8 400	28 140	0	0
	NETHERLANDS	0	0	18	1 211
	GERMANY, FED. REP. OF	104 762	94 897	158 473	129 842
	AUSTRIA	13 079	115 066	12 967	130 097
	SWEDEN	0	0	15	169
	SUB TOTAL	**972 280**	**2 779 432**	**858 448**	**2 758 391 ***
2812100000	**CHLORIDES AND CHLORIDE OXIDES**				
52241	JAPAN	902 630	1 536 366	638 440	1 037 308
	CHINA	220 000	413 261	154 000	288 530
	SINGAPORE	12 000	3 382	25 000	1 016
	INDIA	64 063	74 264	32 000	35 680
	GERMANY, FED. REP. OF	198 270	374 159	240 532	442 837
	SUB TOTAL	**1 396 963**	**2 401 432**	**1 089 972**	**1 805 371 ***
2812900000	**OTHER HALIDES AND HALIDE OXIDES OFNON METALS**				
52241	JAPAN	18 826	2 262 628	18 000	2 441 945
	HONG KONG	0	0	5 000	39 200
	TAIWAN	2 340	117 999	1 950	156 475
	CHINA	549	5 640	6 400	68 715
	SINGAPORE	11 537	40 245	18 901	79 805
	MALAYSIA	0	0	8	197
	UNITED STATES	20 605	2 282 783	18 105	2 019 148

http://www.bps.go.id

HS / SITC	COMMODITY DESCRIPTION / COUNTRY OF ORIGIN	JANUARY - DECEMBER 2015		JANUARY - DECEMBER 2016	
		NET WEIGHT (KG)	CIF VALUE (US$)	NET WEIGHT (KG)	CIF VALUE (US$)
	GERMANY, FED. REP. OF	2 618	154 765	33	3 065
	SUB TOTAL	**56 475**	**4 864 060**	**68 397**	**4 808 550 ***
2813100000	**CARBON DISULPHIDE**				
52242	JAPAN	3 430 370	2 572 789	4 206 620	2 922 938
	CHINA	1 248 000	917 280	0	0
	SINGAPORE	182 719	137 039	0	0
	INDIA	1 318 080	991 256	6 322 500	4 348 260
	UNITED STATES	317 609	238 207	101 945	64 782
	GERMANY, FED. REP. OF	0	0	598 800	359 280
	SUB TOTAL	**6 496 778**	**4 856 571**	**11 229 865**	**7 695 260 ***
2813900000	**OTHER SULPHIDES OF NON-METAL**				
52242	JAPAN	0	0	26	2 731
	HONG KONG	227	2 963	0	0
	KOREA, REPUBLIC OF	0	0	19	80
	CHINA	879	15 558	882	12 570
	SINGAPORE	2	77	1	49
	INDIA	1 250	126 000	2 400	251 500
	UNITED KINGDOM	0	0	2	4 680
	GERMANY, FED. REP. OF	153	5 967	102	2 223
	BELGIUM	0	0	5	177
	SUB TOTAL	**2 511**	**150 565**	**3 437**	**274 010 ***
2814100000	**ANHYDROUS AMMONIA**				
52261	JAPAN	1	14	3	39
	KOREA, REPUBLIC OF	1	2	40	81
	CHINA	113 040	98 893	0	0
	THAILAND	0	0	9 633	18 883
	SINGAPORE	59 160	101 739	90 580	127 180
	MALAYSIA	12 033 167	7 017 434	2 839 278	1 059 118
	INDONESIA	186 469	81 757	0	0
	KUWAIT	6 300 000	2 860 200	0	0
	QATAR	0	0	6 000 000	1 408 500
	AUSTRALIA	24 299 341	11 462 665	30 813 602	10 307 344
	UNITED STATES	31	7 793	67	21 116
	TRINIDAD AND TOBAGO	0	0	5 979 408	2 511 351
	SUB TOTAL	**42 991 210**	**21 630 497**	**45 732 611**	**15 453 612 ***
2814200000	**AMMONIA IN AQUEOUS SOLUTION**				
52261	JAPAN	12 663	51 232	20 132	65 356
	KOREA, REPUBLIC OF	0	0	79	442
	CHINA	691	1 030	13 222	11 420
	SINGAPORE	104 526	59 927	100 051	69 186
	MALAYSIA	299	221	2 297	565
	INDIA	290	1 266	0	0
	UNITED STATES	3	532	4	613
	GERMANY, FED. REP. OF	5 784	68 143	4 070	82 166
	PORTUGAL	1 700	3 011	0	0
	SUB TOTAL	**125 956**	**185 362**	**139 855**	**229 748 ***
2815110000	**SODIUM HYDROXIDE (CAUSTIC SODA), SOLID**				
52262	JAPAN	192 926	171 068	155 408	194 981
	KOREA, REPUBLIC OF	1 693	4 404	2 963	10 612
	TAIWAN	1 700 470	748 940	2 123 664	1 179 826
	CHINA	31 958 673	13 511 181	29 511 280	14 255 674
	THAILAND	3 077 838	1 780 253	2 057 411	1 139 192
	SINGAPORE	109 813	138 215	294 111	154 830
	MALAYSIA	2 475	1 574	0	0
	INDIA	61	720	100 000	44 600
	UNITED STATES	92	498	10	511
	CANADA	0	0	2	100
	GERMANY, FED. REP. OF	4 513	60 737	28 551	263 360
	SWEDEN	13 635	55 551	4 618	18 149
	POLAND	1 079 998	466 800	0	0
	SUB TOTAL	**38 142 187**	**16 939 941**	**34 278 018**	**17 261 835 ***

http://www.bps.go.id

HS / SITC	COMMODITY DESCRIPTION / COUNTRY OF ORIGIN	JANUARY - DECEMBER 2015		JANUARY - DECEMBER 2016	
		NET WEIGHT (KG)	CIF VALUE (US$)	NET WEIGHT (KG)	CIF VALUE (US$)
2815120000	**SODIUM HYDROXIDE (CAUSTIC SODA),IN AQUEOUS SOLUTION(LYE OR LIQUID SODA)**				
52263	JAPAN	45 279 108	13 737 169	8 507	45 048
	KOREA, REPUBLIC OF	0	0	27	341
	TAIWAN	7 612	15 374	8 120	16 415
	CHINA	30 411 696	6 541 331	48 302 148	17 631 310
	THAILAND	34 242	87 506	60 792	128 435
	SINGAPORE	496 562	206 049	544 875	215 561
	MALAYSIA	1 060 805	258 321	60 870	49 853
	INDIA	101 350	316 475	43 680	134 588
	AUSTRALIA	0	0	1	461
	UNITED STATES	27 409	74 526	751	2 149
	NETHERLANDS	560	1 881	840	979
	GERMANY, FED. REP. OF	20 979	98 031	8 207	74 275
	SUB TOTAL	**77 440 323**	**21 336 663**	**49 038 818**	**18 299 415 ***
2815200000	**POTASSIUM HYDROXIDE (CAUSTIC POTASH)**				
52264	JAPAN	100 497	244 843	129 960	335 218
	KOREA, REPUBLIC OF	14 390 098	13 745 206	15 459 285	13 845 046
	TAIWAN	347 642	394 042	488 640	528 613
	CHINA	738 996	824 660	1 615 000	1 380 425
	THAILAND	51 000	53 280	48 007	33 965
	SINGAPORE	9 601	4 453	7	596
	MALAYSIA	7 582	2 108	13 650	2 120
	INDIA	172	1 463	107	725
	JORDAN	146 999	154 308	42 000	36 666
	AUSTRALIA	0	0	47	2 303
	UNITED STATES	4 037	6 566	1	167
	UNITED KINGDOM	0	0	35	35
	GERMANY, FED. REP. OF	159 498	632 131	136 455	589 872
	BELGIUM	20 000	23 000	40 000	44 000
	SWEDEN	32 454	149 446	17 135	77 557
	KYRGYZSTAN	50	728	0	0
	CZECH REPUBLIC	2	47	0	0
	RUSSIA FEDERATION	0	0	214 700	196 362
	SUB TOTAL	**16 008 628**	**16 236 281**	**18 205 029**	**17 073 670 ***
2815300000	**PEROXIDES OF SODIUM OR POTASSIUM**				
52264	JAPAN	44 951	272 024	67 215	406 619
	KOREA, REPUBLIC OF	530	3 082	43	618
	TAIWAN	0	0	50	246
	CHINA	4 402	9 139	329 357	171 410
	THAILAND	500	591	250	338
	SINGAPORE	72	355	0	0
	PHILIPPINES	900	15 015	0	0
	MALAYSIA	568	670	0	0
	INDIA	134	1 186	0	0
	SAUDI ARABIA	95	1 613	0	0
	JORDAN	0	0	2	91
	AUSTRALIA	3	130	0	0
	UNITED STATES	0	0	1 574	3 975
	NETHERLANDS	1	236	0	0
	GERMANY, FED. REP. OF	691	13 725	1 338	19 426
	BELGIUM	1	45	0	0
	SUB TOTAL	**52 848**	**317 811**	**399 829**	**602 723 ***
2816100000	**HYDROXIDE AND PEROXIDE OF MAGNESIUM**				
52265	JAPAN	491 002	1 139 636	596 978	1 524 692
	KOREA, REPUBLIC OF	44 800	142 810	74 441	224 114
	TAIWAN	18 000	55 440	2 000	2 132
	CHINA	31 000	25 030	24 000	73 920
	THAILAND	40	377	0	0
	SINGAPORE	2 086	856	901	5 124
	MALAYSIA	0	0	3	1
	INDIA	61 210	149 927	115 925	255 854
	ISRAEL	1 500	5 419	0	0
	AUSTRALIA	2 305	1 214	2 500	2 490
	UNITED STATES	31 466	100 347	97 385	283 669
	FRANCE	0	0	3 702	9 270
	GERMANY, FED. REP. OF	84 320	212 871	66 225	190 615

http://www.bps.go.id

HS / SITC	COMMODITY DESCRIPTION / COUNTRY OF ORIGIN	JANUARY - DECEMBER 2015		JANUARY - DECEMBER 2016	
		NET WEIGHT (KG)	CIF VALUE (US$)	NET WEIGHT (KG)	CIF VALUE (US$)
	AUSTRIA	16 000	37 900	40 000	94 000
	SUB TOTAL	**783 729**	**1 871 827**	**1 024 060**	**2 665 881 ***
2816400000	**OXIDES, HYDROXIDES & PEROXIDES,OF STRONTIUM OR BARIUM**				
52265	JAPAN	2 313	9 774	9 014	36 270
	HONG KONG	0	0	6 200	73 634
	KOREA, REPUBLIC OF	409	6 332	2	10
	TAIWAN	2 498	17 709	1 100	2 738
	CHINA	492 950	1 718 765	5 608 487	1 680 141
	THAILAND	566	6 162	0	0
	SINGAPORE	0	0	1 142	10 481
	INDIA	0	0	43	410
	AUSTRALIA	50	1 755	0	0
	UNITED KINGDOM	4	519	0	0
	GERMANY, FED. REP. OF	208	5 611	143	5 018
	BELGIUM	0	0	1	105
	SUB TOTAL	**498 998**	**1 766 627**	**5 626 132**	**1 808 807 ***
2817001000	**ZINC OXIDE**				
52251	JAPAN	121 630	285 716	111 018	270 538
	HONG KONG	27 750	48 090	80 751	150 302
	KOREA, REPUBLIC OF	1 653 837	3 856 866	1 641 946	3 897 465
	TAIWAN	2 819 787	5 367 734	2 805 444	5 182 081
	CHINA	1 726 176	3 199 854	1 613 034	2 531 059
	THAILAND	65 200	153 575	25 000	61 120
	SINGAPORE	20 199	84 571	85	203
	MALAYSIA	119 189	316 092	86 026	194 969
	VIET NAM	209 888	634 195	230 178	657 727
	INDIA	522 756	1 017 342	49 647	127 174
	TURKEY	355 000	509 342	346 000	454 052
	AUSTRALIA	0	0	648	22 799
	SAMOA	15 000	39 600	0	0
	UNITED STATES	713	12 672	26 007	463 839
	MEXICO	312 000	660 406	312 000	559 256
	NETHERLANDS	4 444	26 066	7 182	25 920
	GERMANY, FED. REP. OF	20 483	113 285	29 162	172 571
	BELGIUM	18 000	47 226	40 000	57 484
	ITALY	58 000	145 851	52 000	120 736
	SUB TOTAL	**8 070 052**	**16 518 483**	**7 456 128**	**14 949 295 ***
2817002000	**ZINC PEROXIDE**				
52251	JAPAN	71 600	246 173	41 698	257 490
	KOREA, REPUBLIC OF	768	5 421	6 287	18 247
	TAIWAN	16 420	54 584	5 058	20 876
	CHINA	129 992	173 522	20 059	89 111
	SINGAPORE	0	0	150	450
	MALAYSIA	53	135	7 001	18 973
	INDIA	50 000	97 175	0	0
	UNITED STATES	1 025	6 033	420	5 522
	AUSTRIA	120	147	0	0
	SUB TOTAL	**269 978**	**583 190**	**80 673**	**410 669 ***
2818100000	**ARTIFICIAL CORUNDUM, WHETHER OR NOTCHEMICALLY DEFINED**				
52267	JAPAN	224 211	548 851	203 909	599 670
	KOREA, REPUBLIC OF	1 618 014	1 220 933	1 477 362	1 231 488
	TAIWAN	15 300	16 970	26 060	34 516
	CHINA	3 778 755	2 308 498	4 636 942	2 800 753
	SINGAPORE	6	16	0	0
	BAHRAIN	0	0	95 000	56 525
	AUSTRALIA	185 728	63 487	2 880	4 693
	UNITED STATES	82 044	108 774	80 187	98 959
	FRANCE	38	435	14	297
	GERMANY, FED. REP. OF	3 870	42 016	1 950	12 436
	AUSTRIA	6 000	11 839	8 000	15 767
	HUNGARY	701	7 977	193	4 158
	SUB TOTAL	**5 914 667**	**4 329 796**	**6 532 497**	**4 859 262 ***

http://www.bps.go.id

HS / SITC	COMMODITY DESCRIPTION / COUNTRY OF ORIGIN	JANUARY - DECEMBER 2015		JANUARY - DECEMBER 2016	
		NET WEIGHT (KG)	CIF VALUE (US$)	NET WEIGHT (KG)	CIF VALUE (US$)
2818200000	**ALUMINIUM OXIDE, OTHER THAN ARTIFICIALCORUNDUM**				
28520	JAPAN	1 141 764	1 447 301	1 727 801	1 812 803
	KOREA, REPUBLIC OF	2 439 681	2 484 217	2 704 752	2 510 511
	TAIWAN	29 990	62 565	67 586	77 361
	CHINA	7 164 164	5 592 400	6 692 427	4 888 073
	THAILAND	57 004	57 867	24 975	20 525
	SINGAPORE	20 875	24 829	32 281	42 683
	MALAYSIA	950	95	0	0
	VIET NAM	40 000	19 200	17 000	8 928
	INDIA	28 808 019	9 002 782	55 158 300	15 820 841
	TURKEY	304	4 278	21 000	11 025
	BAHRAIN	0	0	75 000	49 800
	AUSTRALIA	468 713 545	158 676 427	435 780 305	125 480 071
	UNITED STATES	68 044	271 512	364 874	1 261 756
	CANADA	0	0	4 818	27 755
	BRAZIL	0	0	20 000	21 000
	UNITED KINGDOM	302	4 639	2 000	4 282
	NETHERLANDS	849 813	761 664	400 985	364 843
	FRANCE	4 377 334	2 679 495	5 678 108	3 555 942
	GERMANY, FED. REP. OF	470 804	711 687	451 268	873 610
	AUSTRIA	1 175	5 763	59 500	126 269
	BELGIUM	16 375	42 577	0	0
	SWITZERLAND	0	0	21 000	8 505
	DENMARK	1 229	13 522	1 124	17 637
	ITALY	150	1 070	66	484
	SPAIN	25 010	10 985	108 014	66 228
	SUB TOTAL	**514 226 532**	**181 874 875**	**509 413 184**	**157 050 932 ***
2818300000	**ALUMINIUM HYDROXIDE**				
52266	JAPAN	4 467 728	2 830 041	5 685 733	3 870 979
	KOREA, REPUBLIC OF	10 574 330	3 660 404	3 944 747	1 562 494
	TAIWAN	0	0	25	26
	CHINA	699 400	453 322	14 220 282	4 120 966
	SINGAPORE	34 300	45 709	160 557	55 014
	MALAYSIA	40 000	22 800	0	0
	VIET NAM	0	0	40 027	9 430
	INDIA	19 269 598	5 940 119	5 228 619	2 057 457
	INDONESIA	0	0	14 000	5 017
	TURKEY	6 047 998	2 023 056	8 064 000	2 697 408
	AUSTRALIA	33 900 000	8 057 820	77 900 000	16 973 680
	UNITED STATES	106 390	401 673	4 505	75 335
	UNITED KINGDOM	0	0	1 500 820	220 245
	NETHERLANDS	220 000	137 134	160 000	97 209
	FRANCE	24 300	83 262	540 010	614 837
	GERMANY, FED. REP. OF	296 985	489 770	204 919	381 715
	AUSTRIA	125	87	0	0
	BELGIUM	0	0	25	149
	DENMARK	4 700	113 146	3 654	133 553
	ITALY	31 700	20 492	21 110	12 178
	SPAIN	643 200	584 189	816 000	723 053
	RUSSIA FEDERATION	603 880	160 029	14 222 702	3 127 725
	SUB TOTAL	**76 964 634**	**25 023 053**	**132 731 735**	**36 738 470 ***
2819100000	**CHROMIUM TRIOXIDE**				
52252	JAPAN	300	906	1 125	3 838
	CHINA	238 999	433 371	102 725	373 444
	THAILAND	5 400	20 877	5 150	19 918
	MALAYSIA	0	0	1 200	421
	INDIA	0	0	8	1 011
	TURKEY	99 000	364 950	90 000	270 000
	SOUTH AFRICA	141 999	476 320	131 400	457 632
	UNITED STATES	327 598	1 401 570	349 062	1 464 503
	UNITED KINGDOM	0	0	18 000	47 160
	NETHERLANDS	609	1 256	0	0
	FRANCE	8 998	33 750	17	944
	GERMANY, FED. REP. OF	115	3 074	97	2 577
	KAZAKHSTAN	23 400	77 526	18 000	50 220
	ESTONIA	18 000	54 540	18 000	48 420
	RUSSIA FEDERATION	0	0	9 000	20 790
	SUB TOTAL	**864 418**	**2 868 140**	**743 784**	**2 760 878 ***

http://www.bps.go.id

HS / SITC	COMMODITY DESCRIPTION / COUNTRY OF ORIGIN	JANUARY - DECEMBER 2015		JANUARY - DECEMBER 2016	
		NET WEIGHT (KG)	CIF VALUE (US$)	NET WEIGHT (KG)	CIF VALUE (US$)
2819900000	**OTHER CHROMIUM OXIDES AND HIDROXIDES**				
52252	JAPAN	55 165	556 123	39 295	374 551
	KOREA, REPUBLIC OF	31 219	210 604	24 737	108 537
	TAIWAN	0	0	10 654	8 055
	CHINA	279 625	644 205	261 573	648 261
	THAILAND	9 280	54 603	12 110	74 516
	MALAYSIA	750	2 625	0	0
	INDIA	1	160	0	0
	UNITED STATES	21 769	162 455	28 118	203 920
	FRANCE	16	1 324	0	0
	GERMANY, FED. REP. OF	27 753	275 834	945	19 149
	SPAIN	75	1 565	0	0
	SUB TOTAL	**425 653**	**1 909 498**	**377 432**	**1 436 989 ***
2820100000	**MANGANESE DIOXIDE**				
52253	JAPAN	5 880 309	12 142 073	7 654 347	14 989 392
	HONG KONG	0	0	3	961
	KOREA, REPUBLIC OF	40 016	22 438	25 001	34 179
	CHINA	12 124 176	16 756 891	11 199 720	14 916 914
	THAILAND	68 985	19 710	66 378	19 503
	SINGAPORE	1 058 552	1 063 762	252 001	194 432
	INDIA	25 000	15 750	25 007	17 950
	SRI LANKA	0	0	39 371	60 553
	SOUTH AFRICA	99 998	195 525	0	0
	UNITED STATES	2 888	6 467	0	0
	MEXICO	980 000	676 494	1 036 800	696 062
	COLOMBIA	140 000	91 087	0	0
	NETHERLANDS	5 000	3 390	16 000	10 052
	GERMANY, FED. REP. OF	17	1 656	18	2 085
	GREECE	1 661 280	2 870 520	200 000	332 000
	SUB TOTAL	**22 086 221**	**33 865 763**	**20 514 646**	**31 274 083 ***
2820900000	**OTHER MANGANESE DIOXIDE**				
52253	JAPAN	78 149	130 884	45 326	125 882
	KOREA, REPUBLIC OF	20 462	26 242	326	1 816
	CHINA	21 132	48 360	46 000	55 915
	SINGAPORE	0	0	206	7 644
	INDIA	895 999	561 740	975 025	523 696
	UNITED ARAB EMIRATES	0	0	150 000	292 500
	UNITED STATES	428 014	567 815	100 586	174 883
	CANADA	107 564	130 204	18 876	22 653
	FRANCE	0	0	12	223
	GERMANY, FED. REP. OF	2 076	7 631	2 025	5 495
	NORWAY	39 999	50 570	320 000	608 600
	GEORGIA	25 000	19 500	0	0
	SUB TOTAL	**1 618 395**	**1 542 946**	**1 658 382**	**1 819 307 ***
2821100000	**IRON OXIDES AND HYDROXIDES**				
52254	JAPAN	51 789	290 964	68 102	293 936
	KOREA, REPUBLIC OF	1 000	2 500	1 000	2 500
	TAIWAN	184 288	51 491	144 637	53 011
	CHINA	4 410 179	5 629 184	3 667 056	3 867 801
	SINGAPORE	2 550	4 280	0	0
	MALAYSIA	1 178	2 493	0	0
	VIET NAM	20 000	12 462	0	0
	INDIA	28 551	31 351	3 425	41 975
	AUSTRALIA	333 999	101 061	0	0
	NEW ZEALAND	1 960	10 212	0	0
	UNITED STATES	94	2 952	0	0
	COLOMBIA	200	1 183	1 525	3 150
	UNITED KINGDOM	3 185	35 189	4 049	44 807
	NETHERLANDS	57 882	22 366	22 200	12 012
	FRANCE	176 385	66 566	176 000	48 762
	GERMANY, FED. REP. OF	695 832	1 133 382	508 760	563 921
	BELGIUM	3 554	33 477	0	0
	SWITZERLAND	89 880	827 347	24 160	389 706
	NORWAY	400	620	0	0
	ITALY	39 520	83 453	34	750
	SPAIN	128 000	73 878	154 250	365 688
	SUB TOTAL	**6 230 426**	**8 416 411**	**4 775 198**	**5 688 019 ***

http://www.bps.go.id

HS / SITC	COMMODITY DESCRIPTION / COUNTRY OF ORIGIN	JANUARY - DECEMBER 2015		JANUARY - DECEMBER 2016	
		NET WEIGHT (KG)	CIF VALUE (US$)	NET WEIGHT (KG)	CIF VALUE (US$)
2821200000	**EARTH COLORS CONTAINING >=70% BY WEIGHTOF COMBINED IRON EVALUATED AS FE2 O3**				
52254	JAPAN	40 605	494 107	22 718	154 656
	HONG KONG	0	0	690	21 197
	KOREA, REPUBLIC OF	2 195	8 428	100	1 650
	CHINA	459 170	540 996	993 970	1 636 318
	SINGAPORE	0	0	25 000	13 125
	MALAYSIA	5 500	8 962	1 360	1 774
	INDIA	11 930	80 434	400	12 000
	AUSTRALIA	0	0	162 000	36 840
	UNITED STATES	16 960	124 393	10 757	115 942
	UNITED KINGDOM	4 255	50 376	2 480	25 001
	NETHERLANDS	0	0	1 000	1 668
	FRANCE	442	13 836	2 753	136 586
	GERMANY, FED. REP. OF	48 047	101 174	35 805	49 221
	BELGIUM	0	0	4 853	29 835
	NORWAY	6 200	8 751	17 200	20 973
	ITALY	0	0	40 900	84 085
	SPAIN	50 450	26 941	112 250	59 756
	SUB TOTAL	**645 754**	**1 458 398**	**1 434 236**	**2 400 627 ***
2822000000	**COBALT OXIDES AND HYDROXIDES, COMMERCIALCOBALT OXIDES**				
52255	JAPAN	6 200	113 025	400	7 195
	KOREA, REPUBLIC OF	0	0	25	319
	TAIWAN	2 000	45 900	8 725	132 760
	CHINA	46 130	904 218	51 350	688 305
	THAILAND	0	0	75	1 167
	SINGAPORE	5 100	36 720	0	0
	MALAYSIA	4	15	0	0
	UNITED STATES	9 025	205 777	9 000	182 610
	UNITED KINGDOM	26	1 484	0	0
	FRANCE	20	601	0	0
	GERMANY, FED. REP. OF	100	5 035	2 600	56 076
	BELGIUM	72 431	1 794 542	49 550	1 093 305
	FINLAND	20 250	462 510	11 700	212 131
	SPAIN	50	1 462	76	1 831
	SUB TOTAL	**161 336**	**3 571 289**	**133 501**	**2 375 699 ***
2823000000	**TITANIUM OXIDES**				
52256	JAPAN	2 158 973	6 643 900	2 223 550	6 796 238
	HONG KONG	0	0	40 100	94 700
	KOREA, REPUBLIC OF	1 467 734	3 938 783	1 225 248	3 270 286
	TAIWAN	140 103	380 283	128 074	403 999
	CHINA	1 173 443	2 640 858	1 875 018	3 628 465
	THAILAND	24 000	21 360	100	6 900
	SINGAPORE	76 126	210 524	344 109	999 446
	MALAYSIA	40 900	110 051	76	19 200
	INDIA	80 501	145 227	264 328	480 125
	SAUDI ARABIA	20 000	49 500	20 000	53 000
	AUSTRALIA	0	0	24 000	20 400
	UNITED STATES	132 117	413 300	80 548	230 188
	CANADA	40 000	126 000	20 000	62 500
	NETHERLANDS	25	115	0	0
	FRANCE	630	22 436	142	14 755
	GERMANY, FED. REP. OF	778 540	2 353 514	497 396	1 557 150
	BELGIUM	0	0	1 175	8 280
	SWITZERLAND	20 002	56 593	60 000	153 200
	SWEDEN	418	3 075	57	503
	FINLAND	315 000	1 174 450	187 000	706 080
	ITALY	118 000	327 323	68 000	258 400
	SPAIN	15 000	18 615	32 000	104 689
	CZECH REPUBLIC	0	0	18 000	52 020
	SUB TOTAL	**6 601 512**	**18 635 907**	**7 108 921**	**18 920 524 ***
2824100000	**LEAD MONOXIDE (LITHARGE, MASSICOT)**				
52257	JAPAN	2 813	45 988	1 172	17 383
	KOREA, REPUBLIC OF	942	7 606	0	0
	CHINA	843	1 110	0	0
	SRI LANKA	85 000	172 125	75 000	142 500
	SOUTH AFRICA	0	0	45 925	83 403
	AUSTRALIA	35 724	221 082	31 328	184 022

http://www.bps.go.id

HS / SITC	COMMODITY DESCRIPTION / COUNTRY OF ORIGIN	JANUARY - DECEMBER 2015		JANUARY - DECEMBER 2016	
		NET WEIGHT (KG)	CIF VALUE (US$)	NET WEIGHT (KG)	CIF VALUE (US$)
	UNITED STATES	11 933	95 042	2 007	13 413
	UNITED KINGDOM	802	4 659	48 000	33 609
	NETHERLANDS	2 379	20 258	0	0
	FRANCE	83 810	362 122	9 800	28 068
	GERMANY, FED. REP. OF	98	6 557	224	12 468
	ITALY	0	0	25	1 193
	SPAIN	500	2 315	0	0
	SUB TOTAL	**224 844**	**938 864**	**213 481**	**516 059 ***
2824900000	**RED LEAD AND ORANGE LEAD**				
52257	KOREA, REPUBLIC OF	12 000	27 600	1 000	3 500
	TAIWAN	40 000	89 738	0	0
	NETHERLANDS	4	176	0	0
	GERMANY, FED. REP. OF	36 000	62 577	0	0
	SUB TOTAL	**88 004**	**180 091**	**1 000**	**3 500 ***
2825100000	**HYDRAZINE, HYDROXYLAMINE, AND THEIREINORGANIC SALT**				
52268	JAPAN	196 135	681 717	240 294	855 661
	KOREA, REPUBLIC OF	719 996	2 616 000	773 000	2 520 785
	CHINA	48 000	119 120	36 000	87 300
	SINGAPORE	16 876	62 695	35 644	95 880
	FRANCE	304 000	1 044 160	272 000	845 760
	GERMANY, FED. REP. OF	69 864	94 725	106 919	261 244
	SUB TOTAL	**1 354 871**	**4 618 417**	**1 463 857**	**4 666 630 ***
2825200000	**LITHIUM OXIDE AND HYDROXIDE**				
52269	JAPAN	1 732	10 179	4 434	81 996
	HONG KONG	5 025	41 708	100	3 320
	CHINA	39 525	308 569	127 898	3 272 659
	SINGAPORE	1	27	2	147
	UNITED STATES	18 506	179 204	14 200	135 360
	CANADA	0	0	7	1 667
	GRENADA	0	0	25	750
	GERMANY, FED. REP. OF	44	1 206	40	4 669
	SUB TOTAL	**64 833**	**540 893**	**146 706**	**3 500 568 ***
2825300000	**VANADIUM OXIDES AND HYDROXIDES**				
52269	JAPAN	0	0	1 308	60 472
	TAIWAN	0	0	4 000	41 000
	CHINA	3 000	46 500	38 800	456 210
	GERMANY, FED. REP. OF	47	5 741	25	6 009
	SUB TOTAL	**3 047**	**52 241**	**44 133**	**563 691 ***
2825400000	**NICKEL OXIDES AND HYDROXIDES**				
52269	JAPAN	109 619	1 397 788	175 091	1 680 081
	CHINA	27 800	395 827	7 950	73 998
	SINGAPORE	3	1 157	0	0
	PHILIPPINES	24 700	274 444	49 342	597 611
	AUSTRALIA	0	0	7	203
	NEW CALEDONIA	3	217	0	0
	NETHERLANDS	74 998	909 194	70 000	616 473
	BELGIUM	1	40	0	0
	SUB TOTAL	**237 124**	**2 978 667**	**302 390**	**2 968 366 ***
2825500000	**COPPER OXIDES AND HYDROXIDES**				
52269	JAPAN	88 159	718 889	82 292	720 949
	KOREA, REPUBLIC OF	20 000	156 491	30 006	156 128
	TAIWAN	10 438	37 584	84 292	263 928
	CHINA	51 199	387 490	1 200	7 860
	SINGAPORE	23 900	170 950	29 202	172 051
	MALAYSIA	47 611	299 227	10 025	67 398
	INDIA	6 552	69 369	1 000	8 300
	AUSTRALIA	0	0	1 000	8 500
	UNITED STATES	620 006	3 924 946	622 000	3 277 944
	GERMANY, FED. REP. OF	34	3 800	11	906
	NORWAY	422 020	2 478 614	205 600	1 138 340

http://www.bps.go.id

HS / SITC	COMMODITY DESCRIPTION / COUNTRY OF ORIGIN	JANUARY - DECEMBER 2015		JANUARY - DECEMBER 2016	
		NET WEIGHT (KG)	CIF VALUE (US$)	NET WEIGHT (KG)	CIF VALUE (US$)
	ITALY	0	0	3 000	1 080
	SUB TOTAL	**1 289 919**	**8 247 360**	**1 069 628**	**5 823 384 ***
2825600000	**GERMANIUM OXIDES AND ZIRCONIUM DIOXIDE**				
52269	JAPAN	16 094	565 882	20 099	709 147
	KOREA, REPUBLIC OF	210	4 013	38	3 284
	TAIWAN	2 000	3 614	0	0
	CHINA	15 400	354 438	5 343	115 158
	SINGAPORE	120	7 128	0	0
	UNITED STATES	29	1 479	0	0
	UNITED KINGDOM	410	23 707	0	0
	FRANCE	0	0	3 196	36 062
	SUB TOTAL	**34 263**	**960 261**	**28 676**	**863 651 ***
2825700000	**MOLYBDENUM OXIDES AND HYDROXIDES**				
52269	JAPAN	5 400	105 974	1 287	7 652
	KOREA, REPUBLIC OF	3 814	33 967	3 322	31 690
	CHINA	2 675	10 957	33	194
	THAILAND	3 675	29 875	6 871	46 318
	SINGAPORE	1	52	2	92
	UNITED STATES	0	0	1	75
	GERMANY, FED. REP. OF	12	3 047	2	348
	SUB TOTAL	**15 577**	**183 872**	**11 518**	**86 369 ***
2825800000	**ANTIMONY OXIDES**				
52269	JAPAN	321 537	2 896 368	152 093	1 280 768
	KOREA, REPUBLIC OF	32 000	274 840	15 700	120 075
	TAIWAN	25	216	300	1 914
	CHINA	442 889	3 434 642	543 237	3 501 279
	THAILAND	88 000	182 160	1 000	2 000
	SINGAPORE	50	1 045	0	0
	UNITED STATES	59 993	439 184	84 116	490 601
	FRANCE	3 100	38 693	0	0
	GERMANY, FED. REP. OF	4	259	4	391
	AUSTRIA	1	13	0	0
	BELGIUM	5 000	31 797	5 005	65 337
	SUB TOTAL	**952 599**	**7 299 217**	**801 455**	**5 462 365 ***
2825900000	**OTHER PEROXIDES**				
52269	JAPAN	190 359	814 518	192 358	717 460
	KOREA, REPUBLIC OF	32 677	66 582	11 327	36 472
	TAIWAN	1 775	13 642	9 598	11 991
	CHINA	100 000	455 427	42 025	310 462
	SINGAPORE	18 713	4 083	40 215	15 923
	MALAYSIA	24 300	8 870	40 300	14 697
	VIET NAM	0	0	188 000	23 888
	INDIA	500	17 500	0	0
	UNITED STATES	0	0	6 387	1 543
	UNITED KINGDOM	0	0	9 797	133 114
	FRANCE	0	0	150	2 605
	GERMANY, FED. REP. OF	6 650	11 706	8 273	31 175
	ITALY	30 000	114 000	10 000	34 200
	LIECHTENSTEIN	0	0	2	320
	SUB TOTAL	**404 974**	**1 506 328**	**558 432**	**1 333 850 ***
2826120000	**FLUORIDES OF ALUMINIUM**				
52310	JAPAN	176	14 764	0	0
	CHINA	2 858	10 270	200	2 233
	SINGAPORE	230	233	562	8 510
	INDIA	1	11	22	1 944
	UNITED STATES	0	0	4 261	14 242
	FRANCE	0	0	1 000	1 610
	GERMANY, FED. REP. OF	0	0	120	2 079
	SUB TOTAL	**3 265**	**25 278**	**6 165**	**30 618 ***
2826190000	**OTHER FLUORIDES**				
52310	JAPAN	1 847	9 712	3 923	121 542

http://www.bps.go.id

HS / SITC	COMMODITY DESCRIPTION / COUNTRY OF ORIGIN	JANUARY - DECEMBER 2015		JANUARY - DECEMBER 2016	
		NET WEIGHT (KG)	CIF VALUE (US$)	NET WEIGHT (KG)	CIF VALUE (US$)
	TAIWAN	628	1 495	1 941	5 444
	CHINA	422 405	545 264	313 145	356 062
	THAILAND	408 000	73 560	216 125	42 382
	SINGAPORE	237	1 724	39	4 524
	MALAYSIA	0	0	57	1 085
	INDIA	0	0	1 092	5 825
	AUSTRALIA	0	0	124	3 457
	UNITED STATES	0	0	1 669	182 314
	UNITED KINGDOM	147 000	28 564	231 140	36 514
	FRANCE	0	0	4	219
	GERMANY, FED. REP. OF	34 420	127 560	26 024	137 109
	BELGIUM	52 230	116 437	56 415	148 153
	ITALY	5 200	58 514	1 900	20 982
	SUB TOTAL	**1 071 967**	**962 830**	**853 598**	**1 065 612 ***
2826300000	**SODIUM HEXAFLUOROALUMINATE(SYNTHETIC CRYOLITE)**				
52310	KOREA, REPUBLIC OF	175 500	54 405	179 500	55 645
	CHINA	50 000	62 750	60 000	72 900
	INDIA	6 825	11 044	150	600
	UNITED STATES	140	2 467	0	0
	SUB TOTAL	**232 465**	**130 666**	**239 650**	**129 145 ***
2826900000	**OTHER COMPLEX FLUORINE SALT.**				
52310	JAPAN	73 871	148 794	73 796	135 460
	HONG KONG	0	0	20 000	17 250
	KOREA, REPUBLIC OF	1 170	8 379	2 360	13 252
	TAIWAN	28 000	41 560	10 000	39 500
	CHINA	1 505 810	2 405 837	1 806 027	2 794 608
	THAILAND	1 200	10 705	0	0
	SINGAPORE	10 980	143 200	12 952	146 924
	PHILIPPINES	0	0	201	756
	MALAYSIA	1 602	9 903	3 705	20 512
	UNITED STATES	17 201	10 264	367	2 366
	UNITED KINGDOM	0	0	2 000	11 400
	NETHERLANDS	0	0	2 000	1 800
	GERMANY, FED. REP. OF	11 073	30 070	20 462	107 090
	AUSTRIA	2 000	11 400	1 000	5 700
	BELGIUM	0	0	500	1 960
	SUB TOTAL	**1 652 907**	**2 820 112**	**1 955 370**	**3 298 578 ***
2827100000	**AMMONIUM CHLORIDE**				
52321	JAPAN	300	1 780	0	0
	HONG KONG	100 000	15 200	100 000	13 500
	KOREA, REPUBLIC OF	0	0	819	1 230
	CHINA	9 091 042	1 442 289	13 973 973	1 851 980
	SINGAPORE	2	156	2	101
	MALAYSIA	0	0	1 322	5 473
	INDIA	51 904	48 896	16 015	14 412
	UNITED STATES	0	0	5	573
	MEXICO	0	0	19	159
	UNITED KINGDOM	375	5 739	4	392
	NETHERLANDS	13 200	18 691	13 200	19 887
	GERMANY, FED. REP. OF	1 853	43 910	1 570	35 576
	SUB TOTAL	**9 258 676**	**1 576 661**	**14 106 929**	**1 943 283 ***
2827201000	**CALCIUM CHLORIDE, COMMERCIAL GRADES**				
52322	JAPAN	8 171	34 394	13 241	60 738
	KOREA, REPUBLIC OF	40 000	20 800	31 794	70 204
	CHINA	7 929 556	1 591 804	7 207 715	1 056 035
	THAILAND	238 240	195 323	21 363	5 920
	SINGAPORE	4 687	5 418	50 422	68 468
	MALAYSIA	24	31	2 253	3 852
	INDIA	9	127	20	194
	AUSTRALIA	21	515	9	251
	UNITED STATES	2 213	11 589	1 044	8 085
	NETHERLANDS	23	1 847	28	1 888
	BELGIUM	19 950	25 893	0	0
	ITALY	0	0	75	272

http://www.bps.go.id

HS / SITC	COMMODITY DESCRIPTION / COUNTRY OF ORIGIN	JANUARY - DECEMBER 2015		JANUARY - DECEMBER 2016	
		NET WEIGHT (KG)	CIF VALUE (US$)	NET WEIGHT (KG)	CIF VALUE (US$)
	SPAIN	160	218	0	0
	SUB TOTAL	**8 243 054**	**1 887 959**	**7 327 964**	**1 275 907 ***
2827209000	**CALCIUM CHLORIDE, NOT COMMERCIAL GRADES**				
52322	JAPAN	350 601	192 973	310 033	181 874
	TAIWAN	8 100	26 482	3 000	9 900
	CHINA	4 237 077	962 320	2 590 299	527 092
	SINGAPORE	1	55	20 355	2 752
	MALAYSIA	2	356	1	133
	INDIA	0	0	11	1 682
	AUSTRALIA	0	0	250	188
	NETHERLANDS	722	678	350	112
	FRANCE	15 000	51 729	0	0
	GERMANY, FED. REP. OF	25 248	70 932	40 342	134 281
	ITALY	100 000	33 163	143 447	53 682
	CZECH REPUBLIC	83 800	120 494	120 000	171 136
	SUB TOTAL	**4 820 551**	**1 459 182**	**3 228 088**	**1 082 832 ***
2827310000	**OTHER CHLORIDES OF MAGNESIUM**				
52329	JAPAN	27 967	131 095	12 615	92 816
	CHINA	777 503	161 608	731 000	137 925
	THAILAND	60 000	25 200	140 000	60 200
	SINGAPORE	2	82	4	195
	MALAYSIA	360 000	348 600	0	0
	INDIA	0	0	23	216
	UNITED STATES	272	16 570	0	0
	NETHERLANDS	17 572	6 239	20 033	4 460
	FRANCE	5 000	18 428	0	0
	GERMANY, FED. REP. OF	30 738	201 073	112 690	244 320
	CZECH REPUBLIC	123 500	184 529	168 000	238 995
	SUB TOTAL	**1 402 554**	**1 093 424**	**1 184 365**	**779 127 ***
2827320000	**OTHER CHLORIDES OF ALUMINIUM**				
52329	JAPAN	502	4 832	3 018	27 111
	KOREA, REPUBLIC OF	97 500	27 639	172 500	49 850
	CHINA	21 380 467	7 623 327	20 446 919	6 981 678
	SINGAPORE	181	1 979	603	6 115
	MALAYSIA	37 565	20 567	0	0
	VIET NAM	3 551 999	1 537 476	0	0
	INDIA	2 227 149	1 073 388	4 162 366	1 943 185
	UNITED STATES	0	0	5	287
	VENEZUELA	96 000	41 822	0	0
	BRAZIL	0	0	150	1 557
	GERMANY, FED. REP. OF	982	17 200	596	16 843
	SPAIN	201	523	0	0
	BULGARIA	4 000	32 600	0	0
	SUB TOTAL	**27 396 546**	**10 381 353**	**24 786 157**	**9 026 626 ***
2827350000	**OTHER CHLORIDES OF NICKEL**				
52329	JAPAN	74 444	323 940	67 607	275 547
	HONG KONG	973	7 953	2 611	9 050
	KOREA, REPUBLIC OF	2 351	20 854	1 403	8 928
	TAIWAN	70 022	374 693	68 800	351 447
	SINGAPORE	6 844	92 307	33 271	184 299
	MALAYSIA	0	0	2 075	686
	AUSTRALIA	382	11 959	20	3 527
	NETHERLANDS	500	2 000	0	0
	FRANCE	25 003	113 789	9 000	32 263
	GERMANY, FED. REP. OF	52	1 499	25	774
	SUB TOTAL	**180 571**	**948 994**	**184 812**	**866 521 ***
2827391000	**OTHER CHLORIDES OF BARIUM OR OF COBALT**				
52329	JAPAN	25	499	0	0
	KOREA, REPUBLIC OF	500	4 750	1 000	9 500
	CHINA	25 011	12 027	0	0
	SINGAPORE	0	0	1	72
	INDIA	28	246	0	0
	ISRAEL	16 850	9 305	0	0

http://www.bps.go.id

HS / SITC	COMMODITY DESCRIPTION / COUNTRY OF ORIGIN	JANUARY - DECEMBER 2015		JANUARY - DECEMBER 2016	
		NET WEIGHT (KG)	CIF VALUE (US$)	NET WEIGHT (KG)	CIF VALUE (US$)
	UNITED STATES	0	0	14	93
	COLOMBIA	2 910	62 996	9 763	165 162
	GERMANY, FED. REP. OF	862	46 957	1 413	47 669
	SUB TOTAL	**46 186**	**136 780**	**12 191**	**222 496 ***
2827392000	**OTHER CHLORIDES OF IRON**				
52329	JAPAN	4 899	22 352	6 351	41 309
	HONG KONG	2 406	19 975	1 192	9 453
	KOREA, REPUBLIC OF	0	0	160	3 454
	TAIWAN	1	29	302 445	74 030
	CHINA	1 007 969	423 960	2 069 960	754 219
	THAILAND	363 520	59 073	794 240	147 706
	SINGAPORE	2 800 604	817 801	3 841 851	1 077 995
	MALAYSIA	500	1 335	0	0
	INDIA	6	53	63	640
	UNITED STATES	508	1 461	34	1 010
	GERMANY, FED. REP. OF	368	10 353	866	24 753
	AUSTRIA	3 800	2 400	0	0
	SUB TOTAL	**4 184 581**	**1 358 792**	**7 017 162**	**2 134 569 ***
2827399000	**OTHER CHLORIDES**				
52329	JAPAN	1 203 807	1 096 213	1 093 647	1 188 604
	KOREA, REPUBLIC OF	114 292	258 257	83 538	303 063
	TAIWAN	1 031 498	189 068	1 123 899	358 304
	CHINA	186 200	144 462	259 530	168 668
	THAILAND	0	0	225	5 933
	SINGAPORE	2	266	2	98
	MALAYSIA	826 560	384 283	645 120	293 990
	INDIA	250 679	1 097 801	2 199 120	2 230 879
	AUSTRALIA	100	757	0	0
	UNITED STATES	1 741	97 971	42 686	236 210
	BRAZIL	75	648	0	0
	UNITED KINGDOM	8 100	12 640	0	0
	GERMANY, FED. REP. OF	4 347	120 671	11 747	155 669
	SUB TOTAL	**3 627 401**	**3 403 037**	**5 459 514**	**4 941 418 ***
2827410000	**CHLORIDE OXIDES & CHLORIDE HYDROXIDES,OF COPPER**				
52329	JAPAN	1	150	0	0
	HONG KONG	17 070	47 167	26 905	74 101
	KOREA, REPUBLIC OF	2	808	4	16
	CHINA	186 000	951 040	196 000	937 959
	THAILAND	0	0	7 248 039	36 885 092
	SINGAPORE	0	0	15	164
	UNITED STATES	0	0	25	76
	GERMANY, FED. REP. OF	0	0	74	2 823
	SUB TOTAL	**203 073**	**999 165**	**7 471 062**	**37 900 231 ***
2827490000	**OTHER CHLORIDE OXIDES & CHLORIDEHYDROXIDES**				
52329	TAIWAN	1 299 200	244 429	67 200	11 088
	CHINA	423 400	266 668	22 000	6 768
	SINGAPORE	83 056	29 867	0	0
	MALAYSIA	1 500	2 783	1 500	2 850
	INDIA	269 675	169 805	242 000	152 218
	SOUTH AFRICA	172 800	146 880	129 600	104 074
	UNITED STATES	160 925	260 596	256 688	346 801
	GERMANY, FED. REP. OF	462 873	477 835	192 030	177 508
	SUB TOTAL	**2 873 429**	**1 598 863**	**911 018**	**801 307 ***
2827510000	**BROMIDES OF SODIUM OR OF POTASSIUM**				
52329	JAPAN	2	8	2 015	8 165
	CHINA	200 078	573 601	1 546 530	2 421 482
	SINGAPORE	16 052	19 118	75 003	91 452
	MALAYSIA	316	936	860	3 701
	INDIA	74 000	89 910	193 056	230 004
	ISRAEL	197 250	568 932	63 000	178 290
	UNITED ARAB EMIRATES	0	0	703 500	1 103 365
	AUSTRALIA	0	0	1	102
	UNITED STATES	75	736	0	0

http://www.bps.go.id

HS / SITC	COMMODITY DESCRIPTION / COUNTRY OF ORIGIN	JANUARY - DECEMBER 2015		JANUARY - DECEMBER 2016	
		NET WEIGHT (KG)	CIF VALUE (US$)	NET WEIGHT (KG)	CIF VALUE (US$)
	NETHERLANDS	42 000	155 400	189 000	604 800
	GERMANY, FED. REP. OF	433	15 487	376	16 315
	BELGIUM	150	956	0	0
	SUB TOTAL	**530 356**	**1 425 084**	**2 773 341**	**4 657 676 ***
2827590000	**OTHER BROMIDES OF SODIUM OR OF POTASSIUM**				
52329	JAPAN	146 311	206 564	4 692	43 360
	KOREA, REPUBLIC OF	25	875	0	0
	TAIWAN	19 200	29 760	1 954	4 323
	CHINA	1 572 632	1 376 514	1 287 261	2 104 374
	THAILAND	543 040	2 344 692	723 690	2 394 087
	SINGAPORE	1	78	1	196
	MALAYSIA	1 396	4 797	1 696	5 148
	VIET NAM	127 452	92 892	121 757	91 425
	INDIA	174 680	184 046	240 112	232 490
	UNITED STATES	32	2 201	28	1 014
	GERMANY, FED. REP. OF	4 311	20 504	70	2 299
	BELGIUM	40 800	53 856	0	0
	SWITZERLAND	0	0	5	100
	SWEDEN	168 000	277 200	0	0
	HUNGARY	0	0	12	755
	SUB TOTAL	**2 797 880**	**4 593 979**	**2 381 278**	**4 879 571 ***
2827600000	**IODIDES AND IODIDE OXIDES**				
52329	JAPAN	214	3 739	337	5 688
	HONG KONG	0	0	1	257
	KOREA, REPUBLIC OF	9	240	1	240
	TAIWAN	2	1 042	4	2 092
	CHINA	150	5 100	600	14 250
	SINGAPORE	338	24 476	25	2 403
	MALAYSIA	0	0	25	25
	INDIA	37 016	826 948	37 172	722 968
	AUSTRALIA	0	0	251	8 656
	UNITED STATES	25	882	2 388	26 856
	BRAZIL	50	3 472	0	0
	GERMANY, FED. REP. OF	7 711	211 043	10 872	275 746
	BELGIUM	998	126 329	1	121
	SUB TOTAL	**46 513**	**1 203 271**	**51 677**	**1 059 302 ***
2828100000	**COMMERCIAL CALCIUM HYPOCHLORITE & OTHERCALCIUM HYPOCLORITES**				
52331	JAPAN	364 893	600 112	616 390	996 001
	HONG KONG	0	0	82 200	61 650
	CHINA	2 078 061	1 688 504	4 256 128	3 733 455
	SINGAPORE	28 755	18 574	81 430	39 404
	VIET NAM	5 232	6 840	37 645	37 699
	UNITED STATES	131	320	3 056	6 253
	ARGENTINA	0	0	450	5 899
	FRANCE	0	0	63	872
	GERMANY, FED. REP. OF	15	480	5	158
	BELGIUM	9	294	0	0
	SPAIN	0	0	21 000	18 375
	SUB TOTAL	**2 477 096**	**2 315 124**	**5 098 367**	**4 899 766 ***
2828901000	**SODIUM HYPOCHLORITE**				
52331	JAPAN	0	0	35	1 450
	TAIWAN	0	0	949	2 990
	SINGAPORE	73 477	22 393	175 976	49 498
	MALAYSIA	34 667	13 019	16 765	8 539
	UNITED STATES	144	720	499	4 674
	NETHERLANDS	631	8 007	0	0
	SUB TOTAL	**108 919**	**44 139**	**194 224**	**67 151 ***
2828909000	**OTHER HYPOCHLORITE**				
52331	JAPAN	42 022	53 693	22 098	33 017
	KOREA, REPUBLIC OF	105 216	610 112	122 903	588 687
	CHINA	1 415 395	919 082	1 526 680	923 312
	SINGAPORE	0	0	3	273
	MALAYSIA	3 305	15 098	549	2 001

http://www.bps.go.id

HS / SITC	COMMODITY DESCRIPTION / COUNTRY OF ORIGIN	JANUARY - DECEMBER 2015		JANUARY - DECEMBER 2016	
		NET WEIGHT (KG)	CIF VALUE (US$)	NET WEIGHT (KG)	CIF VALUE (US$)
	AUSTRALIA	76	1 275	0	0
	UNITED STATES	27 775	54 777	22 459	37 115
	BRAZIL	4	1 872	0	0
	GERMANY, FED. REP. OF	62	1 626	7	231
	BELGIUM	0	0	29	320
	ITALY	0	0	1 080	1 648
	CZECH REPUBLIC	9	4 286	0	0
	SUB TOTAL	**1 593 864**	**1 661 821**	**1 695 808**	**1 586 604 ***
2829110000	**CHLORATES OF SODIUM**				
52332	JAPAN	20 150	84 619	8 000	34 800
	CHINA	9 652 795	6 510 041	7 121 200	4 269 242
	SINGAPORE	5	426	0	0
	UNITED STATES	0	0	60 000	33 900
	URUGUAY	63 000	41 222	0	0
	UNITED KINGDOM	2	918	0	0
	FRANCE	0	0	4	442
	GERMANY, FED. REP. OF	1	21	8	230
	SWEDEN	0	0	8	1 491
	FINLAND	299 001	177 888	2 700 000	1 500 081
	SUB TOTAL	**10 034 954**	**6 815 135**	**9 889 220**	**5 840 186 ***
2829190000	**OTHER CHLORATES**				
52339	JAPAN	0	0	4	268
	CHINA	694 998	654 530	845 000	791 431
	INDIA	0	0	50 000	46 750
	GERMANY, FED. REP. OF	40	1 770	4	131
	SWEDEN	503 996	844 830	420 000	917 280
	SUB TOTAL	**1 199 034**	**1 501 130**	**1 315 008**	**1 755 860 ***
2829901000	**SODIUM PERCHLORITE**				
52339	KOREA, REPUBLIC OF	20	1 080	0	0
	CHINA	137 200	152 950	73 800	92 266
	SINGAPORE	3	433	1	56
	INDIA	3 423	42 430	1 400	26 915
	AUSTRALIA	23	1 700	0	0
	UNITED STATES	273	8 828	4	210
	UNITED KINGDOM	0	0	2 251	59 006
	GERMANY, FED. REP. OF	458	9 527	292	10 717
	SWEDEN	5 000	9 500	3 000	6 300
	SUB TOTAL	**146 400**	**226 448**	**80 748**	**195 470 ***
2829909000	**OTHER PERCHLORITES; BROMATES ANDPERBROMATES: IODATES AND PERIODATES**				
52339	JAPAN	103	2 079	3	152
	CHINA	11 025	45 811	30 000	115 290
	SINGAPORE	3	241	0	0
	INDIA	26 067	569 460	30 800	543 710
	INDONESIA	120	53	120	49
	UNITED STATES	0	0	2	46
	COLOMBIA	5 000	5 976	0	0
	UNITED KINGDOM	999	43 500	1 000	29 000
	GERMANY, FED. REP. OF	764	50 695	542	74 555
	BELGIUM	2 000	44 000	4 000	67 442
	SUB TOTAL	**46 081**	**761 815**	**66 467**	**830 244 ***
2830100000	**SODIUM SULPHIDES**				
52341	JAPAN	102 100	101 300	136 000	113 560
	KOREA, REPUBLIC OF	0	0	14	193
	TAIWAN	63 100	37 481	0	0
	CHINA	4 810 811	2 578 981	20 694 505	10 564 593
	THAILAND	15 000	16 600	0	0
	SINGAPORE	13	63	1	65
	MALAYSIA	1 948	73 286	739	25 522
	INDIA	0	0	3	362
	AUSTRALIA	8	806	0	0
	UNITED STATES	1	449	34	288
	GERMANY, FED. REP. OF	10 400	20 351	0	0

http://www.bps.go.id

HS / SITC	COMMODITY DESCRIPTION / COUNTRY OF ORIGIN	JANUARY - DECEMBER 2015		JANUARY - DECEMBER 2016	
		NET WEIGHT (KG)	CIF VALUE (US$)	NET WEIGHT (KG)	CIF VALUE (US$)
	BELGIUM	186 756	169 867	166 758	152 901
	SUB TOTAL	**5 190 137**	**2 999 184**	**20 998 054**	**10 857 484 ***
2830901000	**CADMIUM SULPHIDE OR ZINC SULPHIDE**				
52342	JAPAN	7 700	54 300	500	2 900
	KOREA, REPUBLIC OF	0	0	23	468
	CHINA	36 139	51 735	60 084	48 221
	SINGAPORE	0	0	14 000	57 400
	INDIA	191	815	1 000	8 500
	UNITED STATES	6 874	58 016	0	0
	GERMANY, FED. REP. OF	620	6 004	4	114
	SUB TOTAL	**51 524**	**170 870**	**75 611**	**117 603 ***
2830909000	**POLYSULPHIDES, WHETHER OR NOT CHEMICALLY DEFINED**				
52342	JAPAN	9 177	92 907	41 899	369 406
	HONG KONG	4 000	93 600	2 000	46 200
	CHINA	116 000	215 272	117 200	927 468
	SINGAPORE	0	0	2	314
	AUSTRALIA	200	4 645	0	0
	UNITED STATES	1	600	15 097	388 430
	NETHERLANDS	23	3 094	61	7 173
	GERMANY, FED. REP. OF	2 021	11 792	1 415	14 345
	AUSTRIA	500	12 057	0	0
	SWEDEN	900	16 200	800	14 400
	SUB TOTAL	**132 822**	**450 167**	**178 474**	**1 767 736 ***
2831100000	**DITHIONITES AND SULPHOXYLATES OF SODIUM**				
52343	JAPAN	17 262	27 600	17 005	23 594
	KOREA, REPUBLIC OF	324 000	550 800	334 000	517 000
	TAIWAN	20 695	51 965	19 996	49 991
	CHINA	7 811 920	8 000 428	8 572 850	7 719 756
	SINGAPORE	16 501	23 650	4 000	12 400
	INDIA	204 800	375 722	380 800	555 287
	GERMANY, FED. REP. OF	886 414	1 379 647	954 910	1 280 561
	SWITZERLAND	0	0	25	98
	SUB TOTAL	**9 281 592**	**10 409 812**	**10 283 586**	**10 158 687 ***
2831900000	**OTHER DITHIONITES AND SULPHOXYLATES**				
52343	JAPAN	558	12 299	601	5 748
	HONG KONG	0	0	22 400	56 000
	TAIWAN	11 000	21 750	3 600	4 500
	CHINA	247 500	537 123	303 800	610 500
	THAILAND	60 525	137 301	62 871	149 288
	SINGAPORE	3	339	11	951
	INDIA	12 100	49 200	24 300	97 200
	SUB TOTAL	**331 686**	**758 012**	**417 583**	**924 187 ***
2832100000	**SODIUM SULPHITES**				
52344	JAPAN	41 007	46 107	103 507	136 738
	HONG KONG	21 704	43 030	86 570	104 599
	KOREA, REPUBLIC OF	4 638	13 794	672	1 922
	TAIWAN	5 231	6 450	2 557	6 100
	CHINA	16 981 091	5 561 709	19 836 169	5 764 706
	THAILAND	7 604 040	3 804 721	8 197 100	3 876 737
	SINGAPORE	21 343	79 267	21 729	80 692
	MALAYSIA	49 303	27 652	46 724	19 211
	INDIA	10 000	9 800	25 330	14 737
	UNITED STATES	379	18 411	925	3 244
	UNITED KINGDOM	91 437	117 797	59 760	59 187
	FRANCE	23	4 297	60	10 680
	GERMANY, FED. REP. OF	182 046	382 655	52 005	82 753
	IRELAND	195	931	0	0
	ITALY	2	68	39	455
	SPAIN	36 000	52 699	21 000	26 376
	GREECE	27 523	30 879	0	0
	SUB TOTAL	**25 075 962**	**10 200 267**	**28 454 147**	**10 188 137 ***

http://www.bps.go.id

HS / SITC	COMMODITY DESCRIPTION / COUNTRY OF ORIGIN	JANUARY - DECEMBER 2015		JANUARY - DECEMBER 2016	
		NET WEIGHT (KG)	CIF VALUE (US$)	NET WEIGHT (KG)	CIF VALUE (US$)
2832200000	**OTHER SULPHITES**				
52344	JAPAN	400	1 262	350	716
	CHINA	144 547	72 893	109 791	46 658
	THAILAND	25 000	12 625	0	0
	SINGAPORE	9 817	9 026	37 846	34 494
	MALAYSIA	424	1 540	919	2 765
	VIET NAM	0	0	500	3 010
	INDIA	80 200	37 314	60 010	27 690
	AUSTRALIA	0	0	88	1 343
	UNITED STATES	9 916	16 540	0	0
	GERMANY, FED. REP. OF	123	1 767	12 299	10 969
	ITALY	3	72	0	0
	SUB TOTAL	**270 430**	**153 039**	**221 803**	**127 645 ***
2832300000	**THIOSULPHATES**				
52344	JAPAN	6 966	23 308	10 419	37 687
	KOREA, REPUBLIC OF	1	4	0	0
	TAIWAN	26 999	8 397	0	0
	CHINA	928 312	515 583	1 199 047	305 047
	SINGAPORE	15	519	9	324
	MALAYSIA	17 012	2 009	0	0
	INDIA	144	2 007	41	338
	UNITED STATES	65	703	0	0
	GERMANY, FED. REP. OF	1 133	29 778	1 762	44 108
	SUB TOTAL	**980 647**	**582 308**	**1 211 278**	**387 504 ***
2833110000	**DISODIUM SULPHATE**				
52345	JAPAN	76 741	291 050	43 053	66 018
	KOREA, REPUBLIC OF	0	0	8	112
	TAIWAN	0	0	1	1
	CHINA	212 700 518	22 558 149	284 796 999	25 738 792
	SINGAPORE	302	238	3	566
	INDIA	101	1 523	1 016 000	88 583
	CAMEROON	0	0	468 000	39 522
	UNITED STATES	1 629	48 844	5 478	104 159
	UNITED KINGDOM	0	0	620	3 817
	NETHERLANDS	50	68	61	442
	GERMANY, FED. REP. OF	57 598	98 809	59 588	55 829
	AUSTRIA	0	0	500 000	30 470
	CZECH REPUBLIC	0	0	1 675	4 559
	SUB TOTAL	**212 836 939**	**22 998 681**	**286 891 486**	**26 132 870 ***
2833190000	**OTHER SODIUM SULPHATES**				
52345	JAPAN	58 411	172 758	43 555	218 163
	HONG KONG	11 670	23 218	6 483	13 817
	KOREA, REPUBLIC OF	0	0	3 773	29 767
	TAIWAN	1 692	4 200	1 196	3 990
	CHINA	1 675 163	1 210 450	2 151 006	1 442 252
	THAILAND	0	0	110 000	60 425
	SINGAPORE	1	71	4 800	9 534
	INDIA	88 577	292 286	40 000	34 000
	SOUTH AFRICA	0	0	9 926	4 459
	AUSTRALIA	28	624	0	0
	UNITED STATES	10	1 066	90	18 062
	NETHERLANDS	4 290	115 729	0	0
	FRANCE	0	0	258	3 171
	GERMANY, FED. REP. OF	9 829	9 813	14 725	9 935
	AUSTRIA	1 500	2 197	500	1 029
	ITALY	10 800	17 276	12 075	22 655
	SPAIN	0	0	17	197
	SUB TOTAL	**1 861 971**	**1 849 688**	**2 398 404**	**1 871 456 ***
2833210000	**MAGNESSIUM SULPHATE**				
52349	JAPAN	25 026	53 694	27 476	69 698
	HONG KONG	500 000	68 200	0	0
	KOREA, REPUBLIC OF	0	0	3 168	1 591
	CHINA	85 661 436	12 256 607	79 445 249	9 437 294
	THAILAND	166 720	136 645	0	0
	SINGAPORE	7	672	2	220

http://www.bps.go.id

HS / SITC	COMMODITY DESCRIPTION / COUNTRY OF ORIGIN	JANUARY - DECEMBER 2015		JANUARY - DECEMBER 2016	
		NET WEIGHT (KG)	CIF VALUE (US$)	NET WEIGHT (KG)	CIF VALUE (US$)
	MALAYSIA	498 000	69 332	143 000	41 206
	VIET NAM	640 000	181 280	960 000	253 560
	INDIA	0	0	12	118
	UNITED STATES	0	0	170	353
	NETHERLANDS	23 675	24 271	6 475	1 147
	FRANCE	1 000	6 078	24 000	3 960
	GERMANY, FED. REP. OF	6 074 889	1 932 930	4 180 247	1 482 209
	SWITZERLAND	500	2 048	0	0
	ITALY	0	0	3 150	14 127
	CZECH REPUBLIC	8 400	11 906	2 000	2 018
	SUB TOTAL	**93 599 653**	**14 743 663**	**84 794 949**	**11 307 501 ***
2833221000	**ALUMINIUM SULPHATE :COMMERCIAL GRADE**				
52349	INDIA	0	0	20	189
	MEXICO	60 000	88 800	80 000	116 800
	SUB TOTAL	**60 000**	**88 800**	**80 020**	**116 989 ***
2833229000	**ALUMINIUM SULPHATE: NOT COMMERCIAL GRADE**				
52349	JAPAN	52 031	23 724	52 030	24 656
	KOREA, REPUBLIC OF	10 925	47 345	16 888	16 129
	CHINA	243 043	47 334	16	150
	SINGAPORE	50	905	9	1 040
	MALAYSIA	396	1 932	422	1 967
	INDIA	24	501	296	532
	INDONESIA	0	0	178 500	49 860
	UNITED STATES	22	563	21	623
	NETHERLANDS	288	1 421	0	0
	FRANCE	0	0	1 000	15 050
	GERMANY, FED. REP. OF	133	1 892	109	2 028
	SUB TOTAL	**306 912**	**125 617**	**249 291**	**112 035 ***
2833240000	**NICKEL SULPHATE**				
52349	JAPAN	328 367	1 313 732	306 702	957 025
	HONG KONG	940	2 618	5 100	14 807
	KOREA, REPUBLIC OF	15 263	255 704	11 813	202 870
	TAIWAN	144 306	515 403	150 700	406 674
	CHINA	21 600	81 787	23 181	116 119
	THAILAND	130 164	333 173	168 024	387 768
	SINGAPORE	55	644	1 263	4 439
	MALAYSIA	0	0	2 840	1 020
	UNITED STATES	351	4 244	877	10 588
	NETHERLANDS	1 000	3 700	0	0
	FRANCE	15 000	65 250	20	1 268
	GERMANY, FED. REP. OF	147	3 754	122	3 183
	BELGIUM	1	11	6 241	20 819
	FINLAND	11 914	50 578	71 550	202 378
	CZECH REPUBLIC	0	0	6 000	10 205
	SUB TOTAL	**669 108**	**2 630 598**	**754 433**	**2 339 163 ***
2833250000	**COPPER SULPHATE**				
52349	JAPAN	77 550	272 997	67 868	199 655
	HONG KONG	168 000	278 880	2 130	6 420
	KOREA, REPUBLIC OF	5 133	30 648	105	1 212
	TAIWAN	8 676 675	15 272 227	10 005 025	13 916 674
	CHINA	901 296	2 094 001	904 128	1 419 745
	THAILAND	2 422 499	4 140 442	2 093 000	3 014 046
	SINGAPORE	214	2 714	6	486
	MALAYSIA	7 600	120 080	41 540	73 645
	INDIA	215	1 964	85	1 458
	TURKEY	0	0	15 000	24 072
	AUSTRALIA	24 000	49 932	0	0
	UNITED STATES	6 100	29 047	36 739	100 128
	CANADA	1 500	6 975	0	0
	MEXICO	1 205 997	3 060 400	805 000	1 778 112
	UNITED KINGDOM	0	0	13 500	20 990
	NETHERLANDS	1 000	2 550	6	20
	FRANCE	19 950	84 126	44 450	190 314
	GERMANY, FED. REP. OF	127 101	411 420	22 106	244 433
	DENMARK	24 000	52 080	0	0

http://www.bps.go.id

HS / SITC	COMMODITY DESCRIPTION / COUNTRY OF ORIGIN	JANUARY - DECEMBER 2015		JANUARY - DECEMBER 2016	
		NET WEIGHT (KG)	CIF VALUE (US$)	NET WEIGHT (KG)	CIF VALUE (US$)
	ITALY	3 166	23 362	500	4 210
	MALTA	12 999	28 405	0	0
	RUSSIA FEDERATION	1 665 897	3 374 006	1 488 000	2 478 692
	SUB TOTAL	**15 350 892**	**29 336 256**	**15 539 188**	**23 474 312 ***
2833270000	**BARIUM SULPHATE**				
52349	JAPAN	317 488	651 497	338 199	873 145
	TAIWAN	0	0	95	260
	CHINA	1 973 749	1 150 382	4 082 158	2 221 836
	SINGAPORE	0	0	1	52
	MALAYSIA	23 900	23 325	0	0
	INDIA	246	810	157	1 504
	AUSTRALIA	1	85	0	0
	FRANCE	0	0	5 000	4 126
	GERMANY, FED. REP. OF	120 022	164 178	182 476	280 967
	ITALY	37 200	47 222	30 500	48 154
	SPAIN	50	523	0	0
	SUB TOTAL	**2 472 656**	**2 038 022**	**4 638 586**	**3 430 044 ***
2833292000	**TRIBASIC LEAD SULPHATE**				
52349	JAPAN	41 312	145 572	61 859	232 016
	KOREA, REPUBLIC OF	18 030	30 005	51 090	92 711
	TAIWAN	109 000	319 070	100 000	258 975
	CHINA	627 454	294 439	795 850	464 153
	THAILAND	170 000	438 425	184 000	456 745
	SINGAPORE	4	171	200	8 500
	MALAYSIA	46 000	14 900	22 011	5 285
	INDIA	19	270	1 027	2 344
	UNITED STATES	20 223	108 309	329	17 122
	UNITED KINGDOM	0	0	2 000	4 180
	NETHERLANDS	132	684	60	52
	FRANCE	1 500	6 394	6 400	27 262
	GERMANY, FED. REP. OF	68 400	90 363	127 200	490 407
	FINLAND	2 800	21 350	1 400	8 716
	ITALY	2 000	2 624	2 000	3 603
	SPAIN	2 000	2 880	0	0
	SUB TOTAL	**1 108 874**	**1 475 456**	**1 355 426**	**2 072 071 ***
2833293000	**OTHER SULFAT OF CHROMIUM**				
52349	JAPAN	3 201	32 229	1 601	18 798
	TAIWAN	215 999	81 480	694 000	248 120
	CHINA	5 251 273	2 707 580	4 608 075	2 219 739
	THAILAND	650 000	262 000	100 000	38 500
	SINGAPORE	16	1 202	19	2 264
	MALAYSIA	80 000	18 400	0	0
	INDIA	8	155	0	0
	AUSTRALIA	22	437	0	0
	UNITED KINGDOM	1	1	0	0
	GERMANY, FED. REP. OF	356 134	342 351	50	2 673
	SUB TOTAL	**6 556 654**	**3 445 835**	**5 403 745**	**2 530 094 ***
2833299000	**OTHER SULFAT**				
52349	JAPAN	18 729	62 809	202 815	71 505
	TAIWAN	441 000	154 680	289 000	94 650
	CHINA	4 470 079	1 861 433	5 529 222	2 459 018
	THAILAND	0	0	6 000	14 160
	SINGAPORE	333	13 800	0	0
	MALAYSIA	2 277 995	487 790	2 714 000	567 644
	VIET NAM	5 100	2 270	0	0
	INDIA	117 120	507 186	53 380	238 038
	UNITED STATES	124 910	437 225	178 073	571 581
	UNITED KINGDOM	2 200	18 530	3 000	19 540
	NETHERLANDS	0	0	26	294
	FRANCE	70 850	306 774	3 400	13 912
	GERMANY, FED. REP. OF	59 755	504 896	24 925	333 438
	SWITZERLAND	4 000	17 729	0	0
	FINLAND	7 700	57 904	14 700	96 034
	ITALY	1 000	5 784	500	3 164

http://www.bps.go.id

HS / SITC	COMMODITY DESCRIPTION / COUNTRY OF ORIGIN	JANUARY - DECEMBER 2015		JANUARY - DECEMBER 2016	
		NET WEIGHT (KG)	CIF VALUE (US$)	NET WEIGHT (KG)	CIF VALUE (US$)
	CZECH REPUBLIC	12 000	39 819	55 400	217 392
	SUB TOTAL	**7 612 771**	**4 478 629**	**9 074 441**	**4 700 370 ***
2833300000	**ALUMS**				
52349	KOREA, REPUBLIC OF	17	238	0	0
	CHINA	35 000	20 640	11 000	12 281
	THAILAND	3	65	0	0
	SINGAPORE	6	578	2	153
	INDIA	143 013	66 230	180 028	83 483
	GERMANY, FED. REP. OF	145	10 617	172	7 818
	SUB TOTAL	**178 184**	**98 368**	**191 202**	**103 735 ***
2833400000	**PEROXOSULPHATES (PERSULPHATES)**				
52349	JAPAN	312 026	436 802	405 231	539 591
	KOREA, REPUBLIC OF	102	560	800	2 614
	TAIWAN	9 600	16 608	35 100	76 498
	CHINA	1 167 687	1 451 333	1 452 351	1 620 797
	SINGAPORE	502	5 057	638	10 802
	INDIA	3	67	18	158
	UNITED STATES	185 308	226 355	302 481	383 400
	GERMANY, FED. REP. OF	3 071	124 693	2 761	120 649
	BELGIUM	0	0	1	21
	SWITZERLAND	204	2 630	0	0
	NORWAY	0	0	225	1 938
	ITALY	30 000	121 800	30 010	115 030
	SUB TOTAL	**1 708 503**	**2 385 905**	**2 229 616**	**2 871 498 ***
2834100000	**NITRITES**				
52351	JAPAN	15 160	44 361	16 250	52 705
	KOREA, REPUBLIC OF	176 960	74 810	221 202	86 288
	TAIWAN	175	141	231	346
	CHINA	1 962 495	1 090 208	1 974 900	858 886
	SINGAPORE	81 191	116 357	181 359	161 693
	MALAYSIA	2 139	3 626	0	0
	INDIA	216 000	75 870	135 038	45 727
	UNITED STATES	0	0	1	54
	NETHERLANDS	0	0	30	32
	GERMANY, FED. REP. OF	169 743	126 331	129 093	112 841
	SUB TOTAL	**2 623 863**	**1 531 704**	**2 658 104**	**1 318 572 ***
2834210000	**POTASSIUM NITRATES**				
52352	JAPAN	995	2 937	6 432	31 838
	TAIWAN	0	0	174	172
	CHINA	1 456 045	985 472	4 577 800	3 314 706
	THAILAND	0	0	170 000	154 730
	SINGAPORE	0	0	3	388
	MALAYSIA	50	49	0	0
	INDIA	32 029	27 287	5 056	16 879
	UNITED STATES	0	0	4	144
	CHILE	143 999	151 200	3 237 060	2 823 063
	NETHERLANDS	100	486	0	0
	FRANCE	96 000	94 320	452	3 188
	GERMANY, FED. REP. OF	2 096	40 502	2 344	48 334
	BELGIUM	48 000	50 400	0	0
	DENMARK	24 000	21 360	0	0
	SUB TOTAL	**1 803 314**	**1 374 013**	**7 999 325**	**6 393 442 ***
2834291000	**NITRATES OF BISMUTH**				
52359	JAPAN	5 083	19 679	12 840	52 766
	CHINA	516	2 757	2 000	9 720
	SINGAPORE	0	0	3	261
	MALAYSIA	3 196	21 995	3 050	15 263
	INDIA	0	0	2 000	9 063
	UNITED STATES	14	597	0	0
	NETHERLANDS	25	2 223	25	2 339
	GERMANY, FED. REP. OF	38	6 916	41	8 031
	SUB TOTAL	**8 872**	**54 167**	**19 959**	**97 443 ***

http://www.bps.go.id

HS / SITC	COMMODITY DESCRIPTION / COUNTRY OF ORIGIN	JANUARY - DECEMBER 2015		JANUARY - DECEMBER 2016	
		NET WEIGHT (KG)	CIF VALUE (US$)	NET WEIGHT (KG)	CIF VALUE (US$)
2834299000	**OTHER NITRATES**				
52359	JAPAN	137 823	912 070	165 105	975 147
	KOREA, REPUBLIC OF	15	411	1 500	3 316
	TAIWAN	18 320	192 902	12 100	75 280
	CHINA	2 226 809	1 468 250	1 938 025	1 108 199
	SINGAPORE	25 014	13 189	192 036	194 794
	MALAYSIA	55 000	28 700	25 000	9 750
	INDIA	324 000	113 940	208 044	73 643
	AUSTRALIA	99	4 681	6	63
	UNITED STATES	17 751	64 277	772	26 601
	UNITED KINGDOM	4 505	24 994	6 000	48 347
	NETHERLANDS	141	562	0	0
	FRANCE	0	0	11	630
	GERMANY, FED. REP. OF	31 453	100 324	76 308	110 877
	BELGIUM	2	124	48 034	48 226
	SWITZERLAND	3 720	37 997	1 400	14 363
	NORWAY	96 032	66 761	22 800	8 957
	ITALY	1 500	591	0	0
	POLAND	0	0	105 000	57 960
	CZECH REPUBLIC	0	0	1	91
	SUB TOTAL	**2 942 184**	**3 029 773**	**2 802 142**	**2 756 244 ***
2835100000	**PHOSPHINATES (HYPOPHOSPHITES)AND PHOSPHONATES (PHOSPHITES)**				
52361	JAPAN	1 675	13 772	1 202	7 083
	KOREA, REPUBLIC OF	6 649	18 011	780	6 098
	TAIWAN	400	1 200	2 813	10 127
	CHINA	706 849	1 456 430	724 076	1 311 935
	THAILAND	83 101	212 705	123 747	285 127
	SINGAPORE	29	1 376	16 895	16 502
	MALAYSIA	142	104	578	349
	INDIA	26 610	302 324	28 000	270 232
	MOROCCO	0	0	1 006	300
	AUSTRALIA	1 650	7 523	0	0
	NETHERLANDS	2	3	0	0
	GERMANY, FED. REP. OF	9 601	32 696	9 784	33 527
	ITALY	4 115	23 492	3 700	16 320
	SUB TOTAL	**840 823**	**2 069 636**	**912 581**	**1 957 600 ***
2835220000	**PHOSPHATES OF MONO- OR DISODIUM**				
52363	JAPAN	335 177	191 023	2 253	28 894
	KOREA, REPUBLIC OF	17 213	24 000	4 758	6 370
	TAIWAN	13 000	32 799	13 000	34 099
	CHINA	703 064	707 638	674 465	693 591
	THAILAND	323 722	533 879	367 251	570 654
	SINGAPORE	2	140	6 278	6 508
	INDIA	5 550	5 854	2 516	3 411
	UNITED STATES	639	15 719	9 193	21 373
	UNITED KINGDOM	7 500	20 650	10 000	24 217
	FRANCE	251 450	446 853	196 235	371 791
	GERMANY, FED. REP. OF	15 647	197 012	32 267	381 886
	BELGIUM	9 632	16 569	127 600	228 836
	SPAIN	500	597	1 000	1 230
	SUB TOTAL	**1 683 096**	**2 192 733**	**1 446 816**	**2 372 860 ***
2835240000	**PHOSPHATES OF POTASSIUM**				
52363	JAPAN	2 927	24 532	3 758	77 428
	KOREA, REPUBLIC OF	41 000	41 796	0	0
	CHINA	4 175 772	5 579 400	2 985 700	3 694 472
	THAILAND	1 193 529	2 269 755	2 251 500	3 237 030
	SINGAPORE	7 403	17 000	2 630	6 232
	MALAYSIA	1 000	1 435	0	0
	INDIA	0	0	23	221
	UNITED STATES	180 792	516 861	14 439	50 481
	UNITED KINGDOM	10 000	39 255	7 000	23 566
	NETHERLANDS	84	334	0	0
	FRANCE	45 850	142 181	86 975	269 455
	GERMANY, FED. REP. OF	514 876	1 356 072	697 754	1 709 003
	BELGIUM	10 000	26 950	32 000	85 145
	LUXEMBOURG	1 192	13 432	969	11 843
	SUB TOTAL	**6 184 425**	**10 029 003**	**6 082 748**	**9 164 876 ***

http://www.bps.go.id

HS / SITC	COMMODITY DESCRIPTION / COUNTRY OF ORIGIN	JANUARY - DECEMBER 2015		JANUARY - DECEMBER 2016	
		NET WEIGHT (KG)	CIF VALUE (US$)	NET WEIGHT (KG)	CIF VALUE (US$)
2835251000	**CALCIUM HYDROGENOTHPHOSPHATE ("DICALCIUMPHOSPHATE"); FEED GRADE**				
52363	JAPAN	3	46	500	4 500
	KOREA, REPUBLIC OF	2 084	74 194	0	0
	TAIWAN	71 999	171 600	48 000	112 320
	CHINA	54 290 285	23 080 657	48 499 525	18 918 572
	VIET NAM	275 000	95 800	2 563 000	864 343
	MOROCCO	0	0	52 000	28 548
	TUNISIA	3 471 995	2 049 850	1 800 000	1 005 600
	UNITED STATES	25	271	50	672
	UNITED KINGDOM	0	0	2 000	9 800
	FRANCE	150 000	65 000	0	0
	GERMANY, FED. REP. OF	14 500	59 465	0	0
	SPAIN	216	10 500	0	0
	SUB TOTAL	**58 276 107**	**25 607 383**	**52 965 075**	**20 944 355 ***
2835259000	**CALCIUM HYDROGENOTHPHOSPHATE ("DICALCIUMPHOSPHATE"); UNFEED GRADE**				
52363	JAPAN	1 475	33 807	1 275	29 366
	CHINA	985 068	995 520	709 580	776 861
	SINGAPORE	16	1 894	0	0
	MALAYSIA	22 000	4 950	19	96
	AUSTRALIA	3 080	8 144	9 177	21 074
	UNITED STATES	66 475	176 529	105 639	297 492
	GERMANY, FED. REP. OF	498 303	1 121 209	582 376	1 326 050
	SUB TOTAL	**1 576 417**	**2 342 053**	**1 408 066**	**2 450 939 ***
2835260000	**OTHER PHOSPHATES OF CALCIUM**				
52363	JAPAN	28 205	260 891	9 540	115 769
	KOREA, REPUBLIC OF	12 000	13 200	216 026	279 161
	CHINA	25 262 100	12 716 122	24 357 235	11 875 449
	SINGAPORE	494	2 465	175 841	90 920
	MALAYSIA	3 000	1 869	0	0
	MOROCCO	109 880	62 232	199 600	104 190
	TUNISIA	4 419 994	2 748 902	7 722 000	4 560 322
	SOUTH AFRICA	43 000	25 800	129 000	74 199
	UNITED STATES	1 087 547	703 239	1 799 483	1 057 016
	BRAZIL	0	0	20	97
	UNITED KINGDOM	337 000	405 630	24 000	24 271
	GERMANY, FED. REP. OF	468 778	1 202 678	553 701	1 316 824
	SPAIN	0	0	440	5 456
	PORTUGAL	0	0	22	1 332
	SUB TOTAL	**31 771 998**	**18 143 028**	**35 186 908**	**19 505 006 ***
2835291000	**OTHER PHOSPHATES OF TRINATRIUM**				
52363	JAPAN	452 000	85 260	1 460 000	262 800
	KOREA, REPUBLIC OF	2 220	3 159	0	0
	CHINA	1 522 322	719 598	1 583 200	810 468
	THAILAND	108 593	151 683	114 250	153 236
	SINGAPORE	2 266	4 731	3 226	17 409
	UNITED STATES	7	5 016	14	1 892
	FRANCE	50	201	0	0
	GERMANY, FED. REP. OF	7 767	43 499	4 609	39 857
	SUB TOTAL	**2 095 225**	**1 013 147**	**3 165 299**	**1 285 662 ***
2835299000	**OTHER PHOSPHATES**				
52363	JAPAN	110 602	492 357	142 039	587 033
	KOREA, REPUBLIC OF	73 199	75 754	43 604	52 494
	TAIWAN	291 410	267 513	347 359	366 329
	CHINA	1 083 494	1 033 419	471 272	964 742
	THAILAND	28 579	60 901	6 200	17 469
	SINGAPORE	12 774	43 506	5 287	18 899
	MALAYSIA	4 038	9 520	0	0
	INDIA	0	0	2 000	5 700
	TURKEY	20 000	58 200	6 000	17 700
	AUSTRALIA	0	0	4 000	5 194
	UNITED STATES	2 228	9 602	3 995	8 418
	UNITED KINGDOM	27 461	63 112	3 000	6 906
	NETHERLANDS	0	0	25	196
	FRANCE	123 107	298 754	79 050	191 779
	GERMANY, FED. REP. OF	109 572	377 141	121 771	334 060

http://www.bps.go.id

HS / SITC	COMMODITY DESCRIPTION / COUNTRY OF ORIGIN	JANUARY - DECEMBER 2015		JANUARY - DECEMBER 2016	
		NET WEIGHT (KG)	CIF VALUE (US$)	NET WEIGHT (KG)	CIF VALUE (US$)
	HUNGARY	243	1 746	0	0
	SUB TOTAL	**1 886 707**	**2 791 525**	**1 235 602**	**2 576 919 ***
2835311000	**SODIUM TRIPHOSPHATE(SODIUM TRIPOLYPHOSPHATE); FOOD GRADE**				
52364	KOREA, REPUBLIC OF	9 505	25 586	10 486	22 583
	CHINA	569 710	538 221	800 200	750 920
	THAILAND	1 296 119	1 697 173	1 747 427	2 086 957
	SINGAPORE	2 000	15 938	2 500	19 187
	MALAYSIA	4 800	454	14 460	1 369
	AUSTRALIA	0	0	39	770
	MEXICO	25	222	375	2 287
	BELGIUM	364 748	523 125	277 200	387 847
	SUB TOTAL	**2 246 907**	**2 800 719**	**2 852 687**	**3 271 920 ***
2835319000	**SODIUM TRIPHOSPHATE(SODIUM TRIPOLYPHOSPHATE); UNFOOD GRADE**				
52364	JAPAN	664	4 701	5 863	13 674
	KOREA, REPUBLIC OF	13 833	33 172	8 756	33 168
	TAIWAN	2 000	3 100	20 000	20 000
	CHINA	15 093 513	13 597 490	31 696 127	26 676 126
	THAILAND	44 000	53 680	506 000	437 690
	SINGAPORE	79 805	339 659	87 575	435 146
	MALAYSIA	1 794	2 049	0	0
	INDIA	3	1 754	459	1 416
	AUSTRALIA	1 620	2 353	610	2 789
	UNITED STATES	879	11 335	3 587	19 383
	CANADA	0	0	2 250	3 780
	MEXICO	0	0	200	1 848
	GERMANY, FED. REP. OF	92	6 449	139	9 447
	ITALY	25	15	2 000	2 716
	SUB TOTAL	**15 238 228**	**14 055 757**	**32 333 566**	**27 657 183 ***
2835391000	**TETRANATRIUM PIROFOSFAT**				
52365	JAPAN	2 100	7 790	2 550	10 546
	KOREA, REPUBLIC OF	540 000	1 161 000	4 267	25 034
	TAIWAN	17 000	38 300	15 000	33 900
	CHINA	304 930	369 335	249 350	286 677
	THAILAND	219 469	310 490	436 000	547 040
	SINGAPORE	3	137	0	0
	MALAYSIA	2 100	2 359	3 000	2 901
	AUSTRALIA	390 875	778 328	36 700	79 634
	FRANCE	24 675	60 888	80 850	196 471
	GERMANY, FED. REP. OF	175 541	344 541	140 999	472 586
	BELGIUM	1 225	2 481	21 000	53 445
	SPAIN	1 800	65 367	18 400	654 410
	SUB TOTAL	**1 679 718**	**3 141 016**	**1 008 116**	**2 362 644 ***
2835399000	**OTHER POLYPHOSPATES**				
52365	JAPAN	18 290	229 246	11 623	136 855
	KOREA, REPUBLIC OF	110 504	292 704	80 655	186 728
	TAIWAN	162 200	573 255	62 000	180 740
	CHINA	3 087 277	4 214 418	3 491 162	4 477 126
	THAILAND	1 617 251	2 812 047	2 449 878	3 934 932
	SINGAPORE	16 892	23 229	2 059	6 133
	MALAYSIA	6 256	2 718	7 475	3 405
	VIET NAM	1 820	9 682	42	180
	INDIA	37 572	86 098	76 752	180 815
	UNITED ARAB EMIRATES	0	0	500	3 650
	AUSTRALIA	46 495	197 869	51 025	216 448
	UNITED STATES	65 408	637 081	59 233	472 372
	CANADA	56	3 781	0	0
	UNITED KINGDOM	25 559	84 344	2	418
	FRANCE	48 003	122 534	139	1 643
	GERMANY, FED. REP. OF	1 674 004	3 844 713	559 800	1 122 268
	BELGIUM	55 000	90 420	11 027	18 293
	ITALY	25	90	7	125
	SPAIN	4 375	30 947	0	0
	CZECH REPUBLIC	1 750	5 390	0	0
	SUB TOTAL	**6 978 737**	**13 260 566**	**6 863 379**	**10 942 131 ***

http://www.bps.go.id

HS / SITC	COMMODITY DESCRIPTION / COUNTRY OF ORIGIN	JANUARY - DECEMBER 2015		JANUARY - DECEMBER 2016	
		NET WEIGHT (KG)	CIF VALUE (US$)	NET WEIGHT (KG)	CIF VALUE (US$)
2836200000	**DISODIUM CARBONATE**				
52372	JAPAN	5 876 829	1 721 026	919 981	260 582
	HONG KONG	7 409 000	1 555 618	7 565 000	1 570 164
	KOREA, REPUBLIC OF	113 778	183 095	4 211	12 453
	TAIWAN	40 223	12 720	41 093	12 660
	CHINA	255 857 376	64 230 888	230 676 503	52 722 853
	THAILAND	300	1 170	24 500	9 337
	SINGAPORE	0	0	255 308	65 576
	MALAYSIA	0	0	16 000	6 823
	INDIA	8	73	0	0
	TURKEY	0	0	18	354
	KENYA	9 713 716	2 127 777	6 651 645	1 230 946
	AUSTRALIA	126 000	191 520	0	0
	UNITED STATES	653 386 972	160 396 617	609 787 000	133 198 115
	NETHERLANDS	0	0	1 000	470
	GERMANY, FED. REP. OF	5 738	75 505	10 424	89 535
	SWITZERLAND	0	0	2	24
	SPAIN	162	216	1 000	802
	POLAND	3 016 800	663 696	12 263 360	2 741 939
	BULGARIA	1 107 878	262 349	864 000	179 904
	SUB TOTAL	**936 654 780**	**231 422 270**	**869 081 045**	**192 102 537 ***
2836300000	**SODIUM HYDROGENCARBONATE(SODIUM BICAR BONATE)**				
52373	JAPAN	1 840 905	1 081 784	1 899 542	1 090 615
	HONG KONG	100 000	24 300	0	0
	KOREA, REPUBLIC OF	19 423	55 031	16 922	52 438
	TAIWAN	0	0	500	310
	CHINA	74 183 931	18 647 420	69 543 175	14 661 790
	THAILAND	1 224 500	305 355	10 595 559	2 527 429
	SINGAPORE	3	103	5	320
	MALAYSIA	1 712	2 596	0	0
	INDIA	100	390	31	191
	TURKEY	75 000	23 000	0	0
	AUSTRALIA	8 000	7 939	15 000	15 558
	UNITED STATES	1 289 977	1 378 567	652 563	262 972
	UNITED KINGDOM	0	0	50 400	20 412
	FRANCE	302 100	113 118	24 250	52 675
	GERMANY, FED. REP. OF	1 913 498	692 754	594 939	282 673
	BELGIUM	44 100	21 692	438 450	153 266
	SWITZERLAND	600	558	0	0
	ITALY	9 502 989	3 143 834	4 652 800	1 690 149
	SPAIN	3 079 769	1 000 369	0	0
	POLAND	0	0	10 000	2 900
	BULGARIA	1 107 999	288 986	0	0
	CZECH REPUBLIC	45 001	29 823	82 000	68 033
	SUB TOTAL	**94 739 607**	**26 817 619**	**88 576 136**	**20 881 731 ***
2836400000	**POTASSIUM CARBONATES**				
52374	JAPAN	9 996	40 067	11 924	101 963
	KOREA, REPUBLIC OF	5 000 380	4 980 913	6 618 275	6 134 883
	TAIWAN	1 439 997	1 402 238	880 019	715 729
	CHINA	100	779	38 000	31 386
	THAILAND	888 107	919 482	455 000	450 885
	SINGAPORE	1 017	2 119	4 001	6 151
	MALAYSIA	3 101	6 159	18 515	85 379
	INDIA	27 000	3 024	419	2 638
	AUSTRALIA	84 004	127 793	21 003	31 979
	UNITED STATES	400 320	404 102	360 000	342 200
	MEXICO	0	0	280	3 644
	NETHERLANDS	0	0	60 000	76 200
	FRANCE	2 750	2 778	0	0
	GERMANY, FED. REP. OF	356 477	592 466	807 418	867 601
	SWEDEN	0	0	1 067	2 796
	ITALY	0	0	225	74
	RUSSIA FEDERATION	103 588	86 854	20 876	15 219
	SUB TOTAL	**8 316 837**	**8 568 774**	**9 297 022**	**8 868 727 ***
2836500010	**CALCIUM CARBONATE; FOOD ORPHARMACEUTICAL GRADE**				
52379	JAPAN	2 345 391	1 245 882	2 752 621	1 490 361
	KOREA, REPUBLIC OF	7 000	51 740	4 750	35 008

http://www.bps.go.id

HS / SITC	COMMODITY DESCRIPTION / COUNTRY OF ORIGIN	JANUARY - DECEMBER 2015		JANUARY - DECEMBER 2016	
		NET WEIGHT (KG)	CIF VALUE (US$)	NET WEIGHT (KG)	CIF VALUE (US$)
	CHINA	766 229	198 048	2 456 775	565 870
	THAILAND	907	1 243	9	171
	MALAYSIA	4 518 686	2 080 149	6 668 828	2 766 680
	INDIA	16 425	7 794	2 300	1 129
	UNITED STATES	70 407	166 119	85 643	198 476
	NETHERLANDS	23 985	132 329	12 000	65 160
	FRANCE	6	60	50	299
	GERMANY, FED. REP. OF	499 843	417 608	470 651	525 448
	AUSTRIA	21 450	25 483	41 925	49 807
	BELGIUM	41 925	49 806	0	0
	DENMARK	0	0	62	258
	ITALY	219 000	233 321	30 084	30 953
	SPAIN	301	4 366	150	2 183
	SUB TOTAL	**8 531 555**	**4 613 948**	**12 525 848**	**5 731 803 ***
2836500090	**CALCIUM CARBONATE; NOT FOOD ORPHARMACEUTICAL GRADE**				
52379	JAPAN	409 704	477 388	508 437	600 800
	HONG KONG	0	0	8 001	3 762
	KOREA, REPUBLIC OF	245 083	211 446	595 984	321 879
	TAIWAN	19 070 823	5 917 050	17 143 394	5 728 847
	CHINA	16 173 588	4 859 542	13 275 303	4 213 953
	THAILAND	197 000	85 314	204 788	78 967
	SINGAPORE	251 194	154 258	179 709	160 697
	MALAYSIA	22 379 632	7 945 044	28 903 215	10 017 155
	VIET NAM	1 003 797	438 504	1 376 350	887 147
	INDIA	3 796	2 827	26 338	13 412
	JORDAN	50	419	27 000	16 659
	AUSTRALIA	19 248	29 514	9 200	3 295
	UNITED STATES	4 605	70 379	11 388	251 760
	UNITED KINGDOM	18 950	85 626	18 900	81 900
	NETHERLANDS	144 900	59 989	0	0
	FRANCE	429 449	195 169	328 006	168 934
	GERMANY, FED. REP. OF	2 206 333	997 556	342 040	192 966
	AUSTRIA	13 860	11 282	16 500	9 240
	BELGIUM	10 000	26 000	0	0
	SWITZERLAND	25 190	46 478	182 450	376 787
	ITALY	75 650	121 237	1 020	936
	SPAIN	130 141	45 573	307 200	109 076
	GREECE	24 000	3 120	0	0
	SUB TOTAL	**62 836 993**	**21 783 715**	**63 465 223**	**23 238 172 ***
2836600000	**BARIUM CARBONATE**				
52379	JAPAN	33	636	0	0
	KOREA, REPUBLIC OF	326	959	17 287	206 509
	CHINA	2 795 084	3 143 634	2 153 730	2 261 917
	MALAYSIA	0	0	1	1
	INDIA	503	586	54 095	20 167
	GERMANY, FED. REP. OF	201	5 134	9	246
	SUB TOTAL	**2 796 147**	**3 150 949**	**2 225 122**	**2 488 840 ***
2836910000	**LITHIUM CARBONATES**				
52379	JAPAN	4	53	130	2 003
	KOREA, REPUBLIC OF	0	0	10 000	95 067
	CHINA	15 425	119 080	421	19 038
	AUSTRALIA	0	0	4 300	25 370
	CHILE	20 000	118 040	84 000	540 120
	ARGENTINA	0	0	58 594	633 717
	GERMANY, FED. REP. OF	77	2 076	49	1 610
	AUSTRIA	0	0	200	1 812
	BELGIUM	4 800	30 720	2 400	40 200
	SUB TOTAL	**40 306**	**269 969**	**160 094**	**1 358 937 ***
2836920000	**STRONTIUM CARBONATE**				
52379	JAPAN	2 000	9 461	2 000	9 734
	CHINA	40 000	36 000	28 047	25 428
	MEXICO	48 000	39 600	0	0
	GERMANY, FED. REP. OF	660 005	561 107	396 008	336 811
	SUB TOTAL	**750 005**	**646 168**	**426 055**	**371 973 ***

http://www.bps.go.id

HS / SITC	COMMODITY DESCRIPTION / COUNTRY OF ORIGIN	JANUARY - DECEMBER 2015		JANUARY - DECEMBER 2016	
		NET WEIGHT (KG)	CIF VALUE (US$)	NET WEIGHT (KG)	CIF VALUE (US$)
2836991000	**COMMERCIAL AMMONIUM CARBONATE**				
52379	JAPAN	994 593	530 861	900 083	461 959
	HONG KONG	75 600	50 432	56 700	37 175
	KOREA, REPUBLIC OF	5 000	12 204	2 500	5 500
	CHINA	2 405 995	524 435	2 719 808	557 412
	MALAYSIA	12 750	10 073	7 712	38 517
	INDIA	312 045	94 167	408 020	102 021
	GERMANY, FED. REP. OF	68	1 848	50 504	163 207
	BELGIUM	1	25	0	0
	SUB TOTAL	**3 806 052**	**1 224 045**	**4 145 327**	**1 365 791 ***
2836992000	**LEAD CARBONATES**				
52379	JAPAN	400	2 323	0	0
	CHINA	0	0	200	2 001
	UNITED STATES	0	0	14	347
	GERMANY, FED. REP. OF	33	953	6	267
	SUB TOTAL	**433**	**3 276**	**220**	**2 615 ***
2836999000	**OTHER CALCIUM CARBONATE**				
52379	JAPAN	1 551 914	1 277 384	1 617 617	1 263 364
	KOREA, REPUBLIC OF	114 496	120 910	144 290	148 562
	TAIWAN	137 123	179 309	479 710	1 030 589
	CHINA	3 247 858	1 909 079	3 926 170	1 133 013
	THAILAND	360 400	491 480	574 000	756 650
	SINGAPORE	24	420	5 003	7 686
	MALAYSIA	25	313	24 243	24 143
	INDIA	216	1 463	440	1 033
	AUSTRALIA	1 200	1 369	3 500	11 367
	UNITED STATES	514	7 639	9 796	35 435
	BRAZIL	0	0	500	7 650
	UNITED KINGDOM	1 000	5 750	1 000	5 750
	FRANCE	0	0	22	347
	GERMANY, FED. REP. OF	327 747	595 640	303 888	742 538
	BELGIUM	6 500	133 374	8 800	149 990
	SWEDEN	2	2	0	0
	ITALY	0	0	1 011	12 917
	SUB TOTAL	**5 749 019**	**4 724 132**	**7 099 990**	**5 331 034 ***
2837110000	**CYANIDES AND CYANIDE OXIDES, OF SODIUM**				
52381	JAPAN	133	829	0	0
	KOREA, REPUBLIC OF	3 265 998	6 522 834	3 177 300	6 474 910
	CHINA	2 380 000	4 787 240	3 616 600	6 906 070
	AUSTRALIA	4 550 176	9 881 389	3 652 860	7 528 332
	GERMANY, FED. REP. OF	55	2 448	0	0
	SUB TOTAL	**10 196 362**	**21 194 740**	**10 446 760**	**20 909 312 ***
2837190000	**OTHER CYANIDES AND CYANIDE OXIDES**				
52381	JAPAN	2 368	60 768	10	115
	KOREA, REPUBLIC OF	42 000	318 150	21 000	184 800
	CHINA	2 000	10 800	0	0
	GERMANY, FED. REP. OF	226	10 054	0	0
	SUB TOTAL	**46 594**	**399 772**	**21 010**	**184 915 ***
2837200000	**COMPLEX CYANIDES**				
52381	JAPAN	0	0	5	5 765
	HONG KONG	0	0	35	8 746
	KOREA, REPUBLIC OF	21	84	21 022	126 249
	CHINA	0	0	1 002	2 851
	GERMANY, FED. REP. OF	215	8 814	641	23 143
	SUB TOTAL	**236**	**8 898**	**22 705**	**166 754 ***
2839110000	**SODIUM METASILICATES**				
52383	JAPAN	8 979	63 985	6 920	71 157
	HONG KONG	13 710	22 426	12 660	21 408
	CHINA	3 519 318	1 313 961	2 894 553	1 288 088
	SINGAPORE	252	476	4 606	8 390
	MALAYSIA	0	0	40 940	32 157

http://www.bps.go.id

HS / SITC	COMMODITY DESCRIPTION / COUNTRY OF ORIGIN	JANUARY - DECEMBER 2015		JANUARY - DECEMBER 2016	
		NET WEIGHT (KG)	CIF VALUE (US$)	NET WEIGHT (KG)	CIF VALUE (US$)
	AUSTRALIA	1 500	23 256	0	0
	UNITED STATES	0	0	188	3 609
	NETHERLANDS	126 000	58 800	84 000	36 750
	GERMANY, FED. REP. OF	0	0	7	173
	BELGIUM	42 500	26 251	10 000	5 250
	SUB TOTAL	**3 712 259**	**1 509 155**	**3 053 874**	**1 466 982 ***
2839191000	**SODIUM SILICATES**				
52383	JAPAN	38 835	62 932	49 206	192 532
	HONG KONG	99	6 011	28	162
	KOREA, REPUBLIC OF	806	5 072	2 763	5 278
	TAIWAN	3 229 733	1 708 886	2 799 600	1 452 822
	CHINA	38 002 451	9 253 250	33 928 998	7 204 927
	THAILAND	100 373	26 451	700	406
	SINGAPORE	0	0	20 009	4 825
	MALAYSIA	13 537	6 548	0	0
	INDIA	216 000	49 680	0	0
	AUSTRALIA	59	77	28	334
	UNITED STATES	411	3 328	437	3 742
	UNITED KINGDOM	307	1 294	0	0
	NETHERLANDS	11 000	23 620	0	0
	GERMANY, FED. REP. OF	136	4 107	2 668 594	1 753 465
	AUSTRIA	962	1 609	592	980
	IRELAND	0	0	15	492
	ITALY	6	28	0	0
	SPAIN	1	42	0	0
	SUB TOTAL	**41 614 716**	**11 152 935**	**39 470 970**	**10 619 965 ***
2839199000	**OTHER SILICATES OF SODIUM; COMMERIALALKALI METAL SILICATES**				
52383	JAPAN	70 444	465 979	138 605	575 790
	HONG KONG	18 275	50 530	390	6 700
	KOREA, REPUBLIC OF	101 719	232 107	29 589	81 543
	TAIWAN	298 812	297 339	995 766	582 598
	CHINA	5 900 414	2 192 810	8 185 914	2 897 547
	THAILAND	4 364 100	2 212 514	2 962 800	1 370 892
	SINGAPORE	1 882	6 091	1 145	4 661
	MALAYSIA	1 300	3 233	0	0
	INDIA	10	201	9 600	21 232
	AUSTRALIA	4 892	88 617	217	12 932
	UNITED STATES	329 899	128 677	321 705	175 974
	UNITED KINGDOM	420	2 383	0	0
	NETHERLANDS	1	94	156 800	174 048
	GERMANY, FED. REP. OF	40 440	26 897	1 420 880	865 018
	SWITZERLAND	736 120	843 381	652 590	787 466
	MONACO	210	23 940	180	20 544
	ITALY	17 600	38 200	2	1 118
	SUB TOTAL	**11 886 538**	**6 612 993**	**14 876 183**	**7 578 063 ***
2839900000	**OTHER SILICATES; COMMERIAL ALKALI METALSILICATES**				
52383	JAPAN	2 636	54 629	61 674	158 678
	HONG KONG	3 196	26 711	3 550	40 975
	KOREA, REPUBLIC OF	24 344	87 012	17 322	48 109
	TAIWAN	4 544	23 155	4 348	26 340
	CHINA	2 025 379	1 536 803	238 668	470 755
	THAILAND	26 000	34 541	205 000	247 889
	SINGAPORE	128 013	203 400	63 806	230 579
	PHILIPPINES	0	0	540	4 725
	MALAYSIA	4 765	2 160	130 137	84 502
	VIET NAM	8	37	2 569	12 057
	INDIA	202 694	161 026	204 927	130 626
	SAUDI ARABIA	0	0	314 530	167 762
	AUSTRALIA	990	8 663	0	0
	UNITED STATES	205 648	652 594	315 340	1 097 641
	BRAZIL	162 001	149 348	60 000	57 960
	COLOMBIA	0	0	24 000	8 920
	UNITED KINGDOM	14 023	145 752	725	14 044
	NETHERLANDS	6 735	20 497	4 363	32 805
	FRANCE	24 493	247 677	25 360	271 959
	GERMANY, FED. REP. OF	131 760	207 393	3 319 799	1 890 939
	BELGIUM	8 490	35 902	12 600	53 042

http://www.bps.go.id

HS / SITC	COMMODITY DESCRIPTION / COUNTRY OF ORIGIN	JANUARY - DECEMBER 2015		JANUARY - DECEMBER 2016	
		NET WEIGHT (KG)	CIF VALUE (US$)	NET WEIGHT (KG)	CIF VALUE (US$)
	SWITZERLAND	605 071	704 302	980 500	1 140 654
	SWEDEN	40 000	38 000	21 600	28 080
	SPAIN	10 152	242 115	5 610	69 712
	LATVIA	88	8 662	0	0
	SLOVENIA	150	473	105	272
	SUB TOTAL	**3 631 180**	**4 590 852**	**6 017 073**	**6 289 025 ***
2840110000	**ANHYDROUS; DISODIUM TETRABORATE(REFINED BORAX)**				
52384	UNITED STATES	463 094	443 364	602 812	540 950
	GERMANY, FED. REP. OF	132	5 840	0	0
	SUB TOTAL	**463 226**	**449 204**	**602 812**	**540 950 ***
2840190000	**OTHER DISODIUM TETRABORATE(REFINED BORAX)**				
52384	JAPAN	390	6 171	510	7 933
	HONG KONG	18	155	0	0
	KOREA, REPUBLIC OF	7 005	5 321	0	0
	CHINA	575 000	327 425	363 000	205 135
	MALAYSIA	0	0	192 000	104 448
	TURKEY	34 267 985	18 188 834	24 383 000	12 218 605
	UNITED STATES	44 956 364	23 609 044	38 923 612	19 662 530
	GERMANY, FED. REP. OF	193	8 603	663	24 060
	SUB TOTAL	**79 806 955**	**42 145 553**	**63 862 785**	**32 222 711 ***
2840200000	**OTHER BORATES**				
52384	JAPAN	0	0	40	10 619
	CHINA	0	0	4 536	30 476
	SINGAPORE	0	0	3 086	10 203
	AUSTRALIA	3 783	152 598	5 584	196 194
	UNITED STATES	51 834	260 929	2 041	20 084
	UNITED KINGDOM	500	2 230	2 250	7 449
	GERMANY, FED. REP. OF	366	16 298	290	10 527
	SUB TOTAL	**56 483**	**432 055**	**17 827**	**285 552 ***
2840300000	**PEROXOBORATES (PERBORATES)**				
52384	JAPAN	9 875	54 590	7 650	47 837
	KOREA, REPUBLIC OF	0	0	2 700	5 863
	CHINA	1 800	6 300	0	0
	GERMANY, FED. REP. OF	37	1 894	3	233
	AUSTRIA	0	0	5 300	33 919
	SLOVENIA	5 000	4 450	0	0
	SUB TOTAL	**16 712**	**67 234**	**15 653**	**87 852 ***
2841300000	**SODIUM DICHROMATE**				
52431	JAPAN	201	1 385	1 480	11 620
	TAIWAN	20 003	26 004	20 000	24 800
	SINGAPORE	203 399	270 711	85 911	125 735
	INDIA	0	0	40 000	56 000
	AUSTRALIA	0	0	30	110
	UNITED STATES	43 200	99 360	43 200	99 360
	GERMANY, FED. REP. OF	66	10 967	20 037	26 436
	RUSSIA FEDERATION	0	0	100 000	123 400
	SUB TOTAL	**266 869**	**408 427**	**310 658**	**467 461 ***
2841500000	**OTHER CHROMATES AND DICHROMATES,PEROXOCHROMATES**				
52431	JAPAN	26	564	67	1 014
	CHINA	8 999	31 720	14 000	45 970
	SINGAPORE	3	339	2	182
	INDIA	131	1 153	374	3 569
	TURKEY	22 000	86 500	19 025	72 015
	UNITED STATES	2	178	0	0
	FRANCE	0	0	10 000	35 678
	GERMANY, FED. REP. OF	1 861	49 769	1 916	77 021
	SWEDEN	5 000	13 200	0	0
	SUB TOTAL	**38 022**	**183 423**	**45 384**	**235 449 ***

http://www.bps.go.id

HS / SITC	COMMODITY DESCRIPTION / COUNTRY OF ORIGIN	JANUARY - DECEMBER 2015		JANUARY - DECEMBER 2016	
		NET WEIGHT (KG)	CIF VALUE (US$)	NET WEIGHT (KG)	CIF VALUE (US$)
2841610000	**POTASSIUM PERMANGANATE**				
52431	CHINA	441 298	1 120 884	280 400	710 943
	GERMANY, FED. REP. OF	1 169	32 550	1 016	23 849
	SUB TOTAL	**442 467**	**1 153 434**	**281 416**	**734 792 ***
2841690000	**OTHER MANGANIT, MANGANAT**				
52431	JAPAN	1 065	5 044	2 284	23 154
	KOREA, REPUBLIC OF	240	2 896	105	1 152
	CHINA	107 000	138 570	500	5 150
	SINGAPORE	21 504	109 032	26 488	135 224
	UNITED STATES	310	1 477	744	3 114
	SUB TOTAL	**130 119**	**257 019**	**30 121**	**167 794 ***
2841700000	**MOLYBDATES**				
52431	JAPAN	6 351	26 678	3 670	22 202
	CHINA	19 517	283 775	20 175	272 952
	SINGAPORE	6 749	37 423	13	3 671
	INDIA	2 928	43 141	8 719	95 369
	UNITED STATES	6 470	29 858	2 130	55 765
	GERMANY, FED. REP. OF	3 035	87 503	3 180	100 863
	SUB TOTAL	**45 050**	**508 378**	**37 887**	**550 822 ***
2841800000	**TUNGSTATES (WOLFRAMATES)**				
52431	JAPAN	900	41 840	1 375	52 090
	HONG KONG	18	1 208	0	0
	SINGAPORE	0	0	229	165
	AUSTRALIA	4	642	5	650
	GERMANY, FED. REP. OF	104	3 291	44	1 363
	SPAIN	430	23 013	300	15 154
	SUB TOTAL	**1 456**	**69 994**	**1 953**	**69 422 ***
2841900000	**OTH SALTS OF OXOMETALLIC ORPEROXOMETALLIC ACIDS**				
52431	JAPAN	19 014	255 974	28 391	416 118
	KOREA, REPUBLIC OF	10 090	11 605	172 096	195 047
	CHINA	8 543 460	2 829 112	7 738 381	2 495 294
	SINGAPORE	20	588	15	1 122
	MALAYSIA	6 225	17 050	7 325	21 932
	INDIA	13 514	68 499	25 682	53 258
	UNITED STATES	1 098	21 502	1 112	19 137
	CANADA	0	0	206	4 980
	COLOMBIA	0	0	32 400	115 992
	UNITED KINGDOM	0	0	2 260	9 052
	GERMANY, FED. REP. OF	9 713	122 813	3 411	77 940
	BELGIUM	0	0	400	7 170
	ITALY	0	0	25	535
	SUB TOTAL	**8 603 134**	**3 327 143**	**8 011 704**	**3 417 577 ***
2842100000	**DOUBLE/COMPLEX SILICATES,INCLUD ALUMINOSILICATES W.OR NOT CHEMICAL DEFINED**				
52389	JAPAN	148 100	681 889	226 063	1 037 941
	HONG KONG	736	1 446	303	690
	KOREA, REPUBLIC OF	80 000	198 400	100 036	249 008
	CHINA	18 836 482	8 593 114	22 411 703	8 175 559
	THAILAND	388 949	351 698	736 500	574 605
	SINGAPORE	3 154	24 168	1 997	6 867
	MALAYSIA	166	1 697	20	173
	INDIA	601 671	485 284	418 480	398 275
	TURKEY	10 000	10 887	0	0
	AUSTRALIA	28 800	73 939	19 200	61 882
	UNITED STATES	11 309	26 200	7 316	85 310
	UNITED KINGDOM	128 000	86 715	160 610	128 065
	NETHERLANDS	22 560	101 043	350	2 224
	FRANCE	1	942	147 013	916 805
	GERMANY, FED. REP. OF	90 857	221 146	3 141	33 712
	SWITZERLAND	4 320	19 479	0	0
	FINLAND	1	21	0	0
	ITALY	33 161	318 216	1 668	35 990
	SPAIN	100 799	90 942	84 000	73 366
	LATVIA	0	0	7	467

http://www.bps.go.id

HS / SITC	COMMODITY DESCRIPTION / COUNTRY OF ORIGIN	JANUARY - DECEMBER 2015		JANUARY - DECEMBER 2016	
		NET WEIGHT (KG)	CIF VALUE (US$)	NET WEIGHT (KG)	CIF VALUE (US$)
	SLOVAKIA	0	0	340	1 609
	SUB TOTAL	**20 489 066**	**11 287 226**	**24 318 747**	**11 782 548 ***
2842901000	**SODIUM ARSENITE**				
52389	JAPAN	1	20	0	0
	CHINA	4 100	52 653	7 000	87 883
	SINGAPORE	2	105	1	39
	INDIA	0	0	150	3 600
	AUSTRALIA	0	0	50	2 500
	GERMANY, FED. REP. OF	328	13 005	28	795
	BELGIUM	4 500	148 837	5 600	66 530
	POLAND	1	2	0	0
	SUB TOTAL	**8 932**	**214 622**	**12 829**	**161 347 ***
2842902000	**COPPER AND/OR CHROMIUM SALTS**				
52389	KOREA, REPUBLIC OF	150	846	304	1 640
	CHINA	0	0	4 999 701	389 977
	SINGAPORE	313	4 085	120	5 748
	MALAYSIA	0	0	50	12
	INDIA	70	616	0	0
	SUB TOTAL	**533**	**5 547**	**5 000 175**	**397 377 ***
2842903000	**OTH FULMINATES, CYANTATES ANDTHIOCYANATES**				
52389	JAPAN	860	6 320	587	4 141
	CHINA	5 000	6 750	7 500	22 377
	SINGAPORE	1	41	3	129
	INDIA	82	730	73	694
	GERMANY, FED. REP. OF	1 216	31 411	552	15 345
	SUB TOTAL	**7 159**	**45 252**	**8 715**	**42 686 ***
2842909000	**OTH SALTS OF INORGANIC ACIDS/PEROXOACIDINCL ALUMINOSILLICATES , OTH THAN AZIDES**				
52389	JAPAN	602 130	2 170 022	535 978	2 273 023
	KOREA, REPUBLIC OF	87 210	156 670	8 451	34 659
	TAIWAN	22 000	31 086	14 300	21 758
	CHINA	558 608	924 985	1 445 801	1 398 165
	SINGAPORE	37	5 138	7 023	1 165
	INDIA	5 028	14 992	133	2 251
	PAKISTAN	0	0	17 500	3 572
	UNITED STATES	31 138	457 902	0	0
	UNITED KINGDOM	2 100	27 763	0	0
	FRANCE	114 100	377 883	0	0
	GERMANY, FED. REP. OF	23 939	113 877	12 094	82 828
	ITALY	1 000	1 750	2 500	4 375
	SPAIN	12 500	35 888	14 500	30 655
	SUB TOTAL	**1 459 790**	**4 317 956**	**2 058 280**	**3 852 451 ***
2843100000	**COLLOIDAL PRECIOUS METALS**				
52432	JAPAN	3 547	4 257 738	4 385	4 332 573
	KOREA, REPUBLIC OF	659	22 102	590	21 555
	TAIWAN	4 184	12 763	180	1 483
	SINGAPORE	91	304	27	314
	FRANCE	2 725	100 902	0	0
	GERMANY, FED. REP. OF	34 666	1 321 440	32 304	1 186 195
	SUB TOTAL	**45 872**	**5 715 249**	**37 486**	**5 542 120 ***
2843210000	**SILVER NITRATE**				
52432	JAPAN	108	14 118	5 720	2 811 884
	SINGAPORE	72	2 898	90	2 268
	INDIA	650	6 472	360	6 267
	UNITED STATES	276	30 021	308	45 262
	FRANCE	552	2 466	0	0
	GERMANY, FED. REP. OF	9 661	723 417	6 052	449 712
	SWITZERLAND	2	7 811	2	5 005
	SUB TOTAL	**11 321**	**787 203**	**12 532**	**3 320 398 ***
2843290000	**OTHER SILVER COMPOUNDS**				

http://www.bps.go.id

HS / SITC	COMMODITY DESCRIPTION / COUNTRY OF ORIGIN	JANUARY - DECEMBER 2015		JANUARY - DECEMBER 2016	
		NET WEIGHT (KG)	CIF VALUE (US$)	NET WEIGHT (KG)	CIF VALUE (US$)
52432	JAPAN	1 146	523 690	2 422	298 330
	HONG KONG	0	0	8	3 735
	KOREA, REPUBLIC OF	1 904	758 246	2 520	995 165
	INDIA	339	2 698	104 400	345 356
	UNITED STATES	4	1 121	0	0
	FRANCE	0	0	30	825
	GERMANY, FED. REP. OF	366	148 251	374	120 976
	SUB TOTAL	**3 759**	**1 434 006**	**109 754**	**1 764 387 ***
2843300000	**GOLD COMPOUNDS**				
52432	JAPAN	384	284 993	726	333 379
	HONG KONG	2	13 260	490	855 573
	CHINA	0	0	4	10 400
	AUSTRALIA	150	7 865	139	7 621
	UNITED STATES	0	0	2	575
	UNITED KINGDOM	72	160 055	87	273 649
	GERMANY, FED. REP. OF	12	53 592	17	57 849
	SUB TOTAL	**620**	**519 765**	**1 465**	**1 539 046 ***
2843900000	**OTHER AMALGAMS AND OTHER COMPOUNDCOLLOIDAL PRECIOUS METALS**				
52432	JAPAN	4 155	1 007 590	4 496	780 653
	CHINA	47	796 134	1 658	1 072 060
	SINGAPORE	7	587	35	2 920
	ARGENTINA	4	3 261	2	7 923
	UNITED KINGDOM	75	2 788	0	0
	FRANCE	0	0	3	933
	GERMANY, FED. REP. OF	103	21 278	64	41 756
	SUB TOTAL	**4 391**	**1 831 638**	**6 258**	**1 906 245 ***
2844109000	**CERAMIC PRODUCTS & MIXTURES CONTAININGNATURAL URANIUM**				
52511	JAPAN	0	0	40	314
	SINGAPORE	315	2 561	68	506
	PHILIPPINES	21	667	0	0
	UNITED STATES	0	0	3	1 184
	SUB TOTAL	**336**	**3 228**	**111**	**2 004 ***
2844201000	**URANIUM ENRICHED IN U235 & ITS COMPOUND, PLUTONIUM AND ITS COMPOUNDS**				
52513	UNITED STATES	0	0	409	531 556
	SUB TOTAL	**0**	**0**	**409**	**531 556 ***
2844209000	**CERAMICS PRODUCTS & MIXTURES CONTAININGURANIUM ENRICHED IN U235, PLUTONIUM**				
52513	SINGAPORE	2	37	5	59
	AUSTRALIA	133	4 396	0	0
	CZECH REPUBLIC	16	2 936	16	4 334
	SUB TOTAL	**151**	**7 369**	**21**	**4 393 ***
2844301000	**URANIUM DEPLETED IN U235 & ITS COMPOUNDTHORIUM AND ITS COMPUNDS**				
52515	SINGAPORE	57	7 686	0	0
	SUB TOTAL	**57**	**7 686**	**0**	**0 ***
2844309000	**CERAMICS PRODUCTS & MIXTURES CONTAININGURANIUM DEPLETED IN U235, THORIUM**				
52515	GERMANY, FED. REP. OF	0	0	7	575
	SUB TOTAL	**0**	**0**	**7**	**575 ***
2844401100	**RADIUM AND ITS SALTS**				
52519	CANADA	2 050	129 583	0	0
	NETHERLANDS	438	91 787	557	118 533
	CZECH REPUBLIC	2	23 880	32	23 604
	SUB TOTAL	**2 490**	**245 250**	**589**	**142 137 ***
2844401900	**OTHER RADIOACTIVE ELEMENTS & ISOTOPES &COMPOUNDS, RADIOACTIVE RESIDUES**				
52519	KOREA, REPUBLIC OF	1 284	151 388	1 658	228 713
	CHINA	5	6 000	0	0
	SINGAPORE	28	13 707	0	0

http://www.bps.go.id

HS / SITC	COMMODITY DESCRIPTION / COUNTRY OF ORIGIN	JANUARY - DECEMBER 2015		JANUARY - DECEMBER 2016	
		NET WEIGHT (KG)	CIF VALUE (US$)	NET WEIGHT (KG)	CIF VALUE (US$)
	MALAYSIA	16 878	3 334 136	33 271	6 673 400
	SOUTH AFRICA	468	70 794	441	81 699
	UNITED STATES	3 935	330 327	3 164	580 372
	UNITED KINGDOM	0	0	258	59 689
	NETHERLANDS	50	5 878	0	0
	GERMANY, FED. REP. OF	222	13 036	112	12 767
	POLAND	1 541	96 344	657	101 656
	CZECH REPUBLIC	1 237	66 819	1 377	98 649
	RUSSIA FEDERATION	52	42 465	86	14 261
	SUB TOTAL	**25 700**	**4 130 894**	**41 024**	**7 851 206 ***
2844409000	**CERAMIC PRODUCTS & MIXTURES CONTAININGISOTOP OR COMPOUND,RADIOACTIVE RESIDUES**				
52519	JAPAN	65	58 637	3	14 262
	KOREA, REPUBLIC OF	230	17 394	0	0
	CHINA	2 167	928 929	0	0
	SINGAPORE	0	0	5	4 466
	MALAYSIA	0	0	200	268 328
	SOUTH AFRICA	0	0	28	1 187
	AUSTRALIA	386	47 974	1 401	211 116
	UNITED STATES	1 519	609 476	2 216	887 870
	CANADA	28	154 708	0	0
	UNITED KINGDOM	39	6 438	78 484	4 589 442
	NETHERLANDS	18	5 505	75	11 041
	FRANCE	120	39 770	0	0
	GERMANY, FED. REP. OF	2 018	589 912	3 647	603 768
	NORWAY	12	10 647	0	0
	FINLAND	1	5 366	0	0
	ITALY	15	22 985	0	0
	HUNGARY	2 420	22 405	0	0
	POLAND	7 617	230 251	20 353	615 368
	CZECH REPUBLIC	249	32 077	773	496 346
	RUSSIA FEDERATION	11 174	1 187 238	4 500	500 000
	SUB TOTAL	**28 078**	**3 969 712**	**111 685**	**8 203 194 ***
2844500000	**SPENT (IRRADIATED) FUEL ELEMENTS(CARTRIDGES) OF NUCLEAR REACTORS**				
52517	SINGAPORE	1	70	0	0
	SUB TOTAL	**1**	**70**	**0**	**0 ***
2845100000	**HEAVY WATER (DEUTERIUM OXIDE)**				
52591	HONG KONG	0	0	200	27 507
	UNITED STATES	0	0	2	88
	UNITED KINGDOM	0	0	7	2 137
	GERMANY, FED. REP. OF	18	2 208	15	1 376
	SUB TOTAL	**18**	**2 208**	**224**	**31 108 ***
2845900000	**OTHER ISOTOPS OTHER THAN THOSEHEADING 28.44**				
52591	JAPAN	4	1 371	197	533
	TAIWAN	1 506	3 360	1 358	3 360
	SINGAPORE	75	1 896	3 383	6 322
	INDIA	7 425	16 385	3 640	6 381
	NEW ZEALAND	3	1 359	0	0
	UNITED STATES	10	3 967	63	5 119
	UNITED KINGDOM	4	40	0	0
	GERMANY, FED. REP. OF	37	6 353	62	10 076
	SUB TOTAL	**9 064**	**34 731**	**8 703**	**31 791 ***
2846100000	**CERIUM COMPOUNDS**				
52595	JAPAN	14 001	152 987	10 609	127 301
	CHINA	2 560	45 593	3 300	36 683
	THAILAND	520	9 620	260	4 680
	SINGAPORE	12	714	7	816
	MALAYSIA	48 248	229 000	0	0
	INDIA	1 355	27 025	2 250	41 400
	UNITED STATES	785	6 700	1 221	12 477
	FRANCE	640	14 515	640	13 824
	GERMANY, FED. REP. OF	55	9 002	177	23 054
	AUSTRIA	3 401	50 136	960	12 768

http://www.bps.go.id

HS / SITC	COMMODITY DESCRIPTION / COUNTRY OF ORIGIN	JANUARY - DECEMBER 2015		JANUARY - DECEMBER 2016	
		NET WEIGHT (KG)	CIF VALUE (US$)	NET WEIGHT (KG)	CIF VALUE (US$)
	SPAIN	0	0	13	401
	SUB TOTAL	**71 577**	**545 292**	**19 437**	**273 404 ***
2846900000	**OTHER COMPOUNDS, INORGANIC OR ORGANIC OF RARE-EARTH METAL**				
52595	JAPAN	5 274	97 585	7 940	150 748
	CHINA	107 892	360 185	142 080	396 703
	THAILAND	20	595	0	0
	SINGAPORE	7	678	3	239
	MALAYSIA	20 064	50 762	0	0
	GERMANY, FED. REP. OF	116	26 883	127	27 972
	ESTONIA	20 000	87 200	0	0
	SUB TOTAL	**153 373**	**623 888**	**150 150**	**575 662 ***
2847001000	**LIQUID HYDROGEN PEROXIDE,WHETHER OR NOTSOLIDIFIED WITH UREA**				
52491	JAPAN	36 124	89 290	24 376	171 920
	KOREA, REPUBLIC OF	7 215 250	2 478 227	2 580 225	878 492
	CHINA	20 000	8 265	150	2 172
	THAILAND	13 244 859	5 290 438	18 864 900	6 582 161
	SINGAPORE	110 506	204 653	156 906	229 438
	AUSTRALIA	7 080	33 639	0	0
	UNITED STATES	2 962	30 089	4 300	52 269
	UNITED KINGDOM	0	0	101	6 778
	FRANCE	0	0	512	7 071
	GERMANY, FED. REP. OF	9 767	167 157	5 307	119 715
	SUB TOTAL	**20 646 548**	**8 301 758**	**21 636 777**	**8 050 016 ***
2847009000	**OTHER HYDROGEN PEROXIDE, WHETHER OR NOTSOLIDIFIED WITH UREA OTHER FORM**				
52491	JAPAN	41 058	84 036	39 078	111 454
	KOREA, REPUBLIC OF	246 239	98 049	388 800	147 744
	CHINA	0	0	91	7 530
	THAILAND	206	640	281	1 032
	SINGAPORE	15 360	163 002	11 251	124 171
	AUSTRALIA	0	0	1 015	19 888
	UNITED STATES	219	6 386	265	2 775
	UNITED KINGDOM	17	1 321	0	0
	NETHERLANDS	9 397	30 804	0	0
	GERMANY, FED. REP. OF	0	0	1	13
	SUB TOTAL	**312 496**	**384 238**	**440 782**	**414 607 ***
2848000000	**PHOSPHIDES, WHETHER OR NOT CHEMICALLYDEFINED EXCLUDING FERROPHOSPHORUS.**				
52492	KOREA, REPUBLIC OF	100	830	0	0
	CHINA	145 260	628 985	4 011	28 077
	THAILAND	0	0	20	260
	INDIA	24 000	140 300	47 000	219 700
	SUB TOTAL	**169 360**	**770 115**	**51 031**	**248 037 ***
2849100000	**CARBIDES, WHETHER OR NOT CHEMICALLYDEFINED OF CALCIUM**				
52493	HONG KONG	67 499	42 323	0	0
	CHINA	1 065 598	537 407	2 675 413	1 266 925
	SINGAPORE	904 352	756 377	696 505	585 504
	MALAYSIA	884 193	653 368	1 166 220	705 176
	SUB TOTAL	**2 921 642**	**1 989 475**	**4 538 138**	**2 557 605 ***
2849200000	**CARBIDES, WHETHER OR NOT CHEMICALLYDEFINED OF SILICON**				
52494	JAPAN	45 646	317 715	55 542	501 636
	HONG KONG	0	0	2 313	20 457
	KOREA, REPUBLIC OF	1 411	46 263	968	46 207
	TAIWAN	2 500	9 395	1	3
	CHINA	1 615 502	1 806 254	1 923 418	1 798 556
	SINGAPORE	35 615	1 891 902	7 284	262 396
	VIET NAM	0	0	434	3 950
	INDIA	12 000	20 720	17 000	29 880
	UNITED ARAB EMIRATES	2	81	0	0
	AUSTRALIA	0	0	1 160	1 654
	UNITED STATES	2 065	34 665	3 268	47 565
	CANADA	74	7 118	0	0
	BRAZIL	0	0	50 000	41 250

http://www.bps.go.id

HS / SITC	COMMODITY DESCRIPTION / COUNTRY OF ORIGIN	JANUARY - DECEMBER 2015		JANUARY - DECEMBER 2016	
		NET WEIGHT (KG)	CIF VALUE (US$)	NET WEIGHT (KG)	CIF VALUE (US$)
	UNITED KINGDOM	2	20	1	12
	GERMANY, FED. REP. OF	454	61 252	161	19 823
	NORWAY	500	2 167	500	1 946
	ITALY	1 000	1 807	0	0
	SUB TOTAL	**1 716 771**	**4 199 359**	**2 062 050**	**2 775 335 ***
2849900000	**CARBIDES, WHETHER OR NOT CHEMICALLYDEFINED OF OTHER MATERIAL**				
52494	JAPAN	16 645	1 408 182	10 900	982 381
	KOREA, REPUBLIC OF	15 784	40 794	22 196	64 328
	TAIWAN	31	493	1 096	6 805
	CHINA	112 817	60 732	337 656	181 207
	SINGAPORE	21	1 116	9	2 847
	INDIA	25	2 254	0	0
	AUSTRALIA	360	992	0	0
	UNITED STATES	2 193	182 169	1 062	80 511
	CANADA	0	0	73	4 971
	UNITED KINGDOM	6 020	125 855	12 130	255 191
	FRANCE	52	1 734	0	0
	GERMANY, FED. REP. OF	1 185	70 321	775	47 163
	BELGIUM	27	1 164	12	1 583
	FINLAND	400	31 490	0	0
	IRELAND	0	0	20	3 527
	ITALY	9	972	0	0
	SUB TOTAL	**155 569**	**1 928 268**	**385 929**	**1 630 514 ***
2850000000	**HYDRIDES, NITRIDES, AZIDES, SILICIDES AND BORIDES, OTH THEN COMPOUNDS CARBIDE**				
52495	JAPAN	5 797	183 695	9 443	635 692
	KOREA, REPUBLIC OF	0	0	16	6 249
	TAIWAN	0	0	61	2 220
	CHINA	106 535	131 859	89 572	132 762
	THAILAND	0	0	4	1 127
	SINGAPORE	6	677	18	2 007
	UNITED STATES	971	48 386	918	62 321
	GERMANY, FED. REP. OF	1 960	67 902	873	58 184
	IRELAND	9	3 870	28	15 439
	SUB TOTAL	**115 278**	**436 389**	**100 933**	**916 001 ***
2852101000	**MERCURY SULPHATE WHETHER CHEMICALLYDEFINED**				
52496	JAPAN	30	2 203	0	0
	KOREA, REPUBLIC OF	0	0	338	2 618
	SINGAPORE	1	25	1	103
	AUSTRALIA	11	1 118	0	0
	UNITED STATES	0	0	5	2 417
	GERMANY, FED. REP. OF	253	46 704	552	64 804
	SUB TOTAL	**295**	**50 050**	**896**	**69 942 ***
2852102000	**MERCURY COMPOUNDS OF A KIND USED ASLUMINOPHORES**				
52496	SINGAPORE	0	0	1	71
	INDIA	0	0	236	2 251
	SUB TOTAL	**0**	**0**	**237**	**2 322 ***
2852109000	**INORGANIC OR ORGANIC COMPOUNDSOF MERCURY CHEMICALLY DEFINED**				
52496	UNITED KINGDOM	0	0	3	361
	GERMANY, FED. REP. OF	430	79 435	912	149 218
	SUB TOTAL	**430**	**79 435**	**915**	**149 579 ***
2852901000	**MERCURY TANNATES, NOT CHEMICALLY DEFINED**				
53221	JAPAN	0	0	20	629
	GERMANY, FED. REP. OF	0	0	10	1 024
	SUB TOTAL	**0**	**0**	**30**	**1 653 ***
2852909000	**INORGANIC OR ORGANIC COMPOUNDSOF MERCURY NOT CHEMICALLY DEFINED**				
52342	JAPAN	5 928	64 201	5 120	35 352
	NEW ZEALAND	0	0	3	434
	UNITED STATES	41	511	0	0
	NETHERLANDS	21	4 698	0	0

http://www.bps.go.id

HS / SITC	COMMODITY DESCRIPTION / COUNTRY OF ORIGIN	JANUARY - DECEMBER 2015		JANUARY - DECEMBER 2016	
		NET WEIGHT (KG)	CIF VALUE (US$)	NET WEIGHT (KG)	CIF VALUE (US$)
	GERMANY, FED. REP. OF	3 000	14 400	0	0
	SUB TOTAL	**8 990**	**83 810**	**5 123**	**35 786 ***
2853000000	**OTHER INORGANIC COMPONDS(INCL DISTIL/CONDUCTIVITY WATER OF SIMI**				
52499	JAPAN	880	18 843	1 163	20 570
	KOREA, REPUBLIC OF	0	0	21	272
	CHINA	2 720	8 550	3 005	8 721
	THAILAND	10	753	0	0
	SINGAPORE	39 950	43 076	24 353	26 879
	VIET NAM	0	0	44	1 059
	TURKEY	0	0	34	398
	UNITED STATES	35	434	247	2 431
	UNITED KINGDOM	15	680	0	0
	FRANCE	1	90	2	272
	GERMANY, FED. REP. OF	931	15 369	830	24 895
	BELGIUM	0	0	13	302
	SUB TOTAL	**44 542**	**87 795**	**29 712**	**85 799 ***
2901100000	**SATURATED ACYCLIC HYDROCARBONS.**				
51114	JAPAN	356 769	525 835	45 510	133 519
	KOREA, REPUBLIC OF	8 510 959	6 931 868	9 811 825	6 792 756
	CHINA	25 396	68 743	29 250	93 848
	THAILAND	803 034	780 004	3 701 176	2 447 364
	SINGAPORE	4 510 928	3 694 026	2 454 364	2 511 431
	INDIA	833	6 632	187	1 785
	UNITED STATES	24 930	170 372	16 762	135 591
	UNITED KINGDOM	0	0	4	444
	NETHERLANDS	0	0	62 420	49 312
	FRANCE	150	837	0	0
	GERMANY, FED. REP. OF	116 767	710 701	109 780	764 127
	BELGIUM	40 320	26 544	2	579
	ROMANIA	0	0	65 160	50 173
	BULGARIA	0	0	20	7 105
	SUB TOTAL	**14 390 086**	**12 915 562**	**16 296 460**	**12 988 034 ***
2901210000	**ETHYLENE**				
51111	JAPAN	14 019 894	16 893 899	0	0
	KOREA, REPUBLIC OF	3 531 553	4 147 281	15 221	21 666
	TAIWAN	85 669 661	91 755 060	25 386 299	28 146 676
	THAILAND	53 235 826	61 893 651	13 448 774	13 567 362
	SINGAPORE	232 369 416	254 676 494	118 246 346	122 587 815
	PHILIPPINES	18 225 422	19 817 871	12 614 943	13 711 433
	MALAYSIA	139 806 624	163 833 757	140 859 499	149 758 011
	IRAN (ISLAMIC REPUBLIC OF)	0	0	3 039 566	3 074 227
	SAUDI ARABIA	39 899 778	42 182 427	134 676 389	142 068 692
	TURKEY	0	0	8 033 073	7 976 797
	UNITED ARAB EMIRATES	32 588 345	32 436 927	14 362 430	15 168 386
	QATAR	6 299 953	8 105 068	0	0
	AUSTRALIA	0	0	3 148 213	3 376 254
	UNITED STATES	4 550 029	5 961 526	3 147 006	3 241 416
	ARGENTINA	18 094 973	18 737 505	17 565 517	15 481 044
	BRAZIL	13 753 440	14 723 434	19 426 053	18 990 307
	UNITED KINGDOM	61	1 104	0	0
	NETHERLANDS	6 600 600	7 598 215	13 341 527	13 682 833
	BELGIUM	0	0	9 346 293	10 518 274
	SWEDEN	0	0	6 604 170	8 810 689
	ITALY	26 735 220	26 825 556	96 309 310	97 021 338
	PORTUGAL	10 252 583	10 726 569	5 774 908	5 840 487
	SUB TOTAL	**705 633 378**	**780 316 344**	**645 345 537**	**673 043 707 ***
2901220000	**PROPENE (PROPYLENE)**				
51112	JAPAN	3 926 186	2 873 753	82	976
	HONG KONG	4 320	18 570	14 416	48 794
	KOREA, REPUBLIC OF	10 416 400	9 336 928	3 966 603	2 842 482
	TAIWAN	16 300 588	11 622 119	19 384 763	13 487 909
	CHINA	10 050	63 997	6 450	39 720
	THAILAND	101 322 795	87 649 423	46 325 130	35 303 320
	SINGAPORE	22 562 896	18 958 744	1 582 207	1 321 879
	PHILIPPINES	8 249 911	7 189 044	9 884 255	7 998 597

http://www.bps.go.id

HS / SITC	COMMODITY DESCRIPTION / COUNTRY OF ORIGIN	JANUARY - DECEMBER 2015		JANUARY - DECEMBER 2016	
		NET WEIGHT (KG)	CIF VALUE (US$)	NET WEIGHT (KG)	CIF VALUE (US$)
	MALAYSIA	62 776 076	55 439 747	4 760 149	3 342 194
	INDIA	9 196 574	7 294 395	5 019 717	4 074 354
	SAUDI ARABIA	175 976 028	142 606 374	88 321 250	61 649 044
	UNITED STATES	0	0	62	2 893
	NETHERLANDS	7 762 734	5 025 384	4 018 601	2 652 277
	FRANCE	335	7 075	0	0
	GERMANY, FED. REP. OF	1 317	9 459	170	1 294
	BELGIUM	3 998 368	2 638 923	0	0
	PORTUGAL	2 380 507	1 880 601	0	0
	LATVIA	2 137 350	1 483 965	0	0
	SUB TOTAL	**427 022 435**	**354 098 501**	**183 283 855**	**132 765 733 ***
2901230000	**BUTENE (BUTYLENE) AND ISOMERS THEREOF**				
51113	JAPAN	2 806 808	3 606 426	2 804 629	3 042 239
	KOREA, REPUBLIC OF	19 255 051	19 138 011	14 294 958	12 001 202
	TAIWAN	2 248 342	2 453 436	9 637 227	7 392 753
	CHINA	10 000	10 300	0	0
	THAILAND	998 726	895 727	0	0
	SINGAPORE	3	31	2 288 246	2 008 652
	TURKEY	7 885	10 311	2 950	9 030
	UNITED STATES	91	763	164	1 463
	SUB TOTAL	**25 326 906**	**26 115 005**	**29 028 174**	**24 455 339 ***
2901240000	**BUTA-1, 3-DIENE AND ISOPRENE**				
51113	THAILAND	0	0	2 076 567	2 304 989
	SINGAPORE	13 403 696	11 681 242	1 933 287	2 461 939
	INDIA	9 207 929	7 873 819	12 023 651	13 302 165
	SAUDI ARABIA	0	0	1 574 708	1 619 855
	UNITED STATES	8	1 759	52	584
	GERMANY, FED. REP. OF	1	16	0	0
	SUB TOTAL	**22 611 634**	**19 556 836**	**17 608 265**	**19 689 532 ***
2901291000	**ACETYLENE**				
51119	CHINA	0	0	7 219	39 950
	SINGAPORE	230 587	181 934	278 328	116 197
	BRUNEI DARUSSALAM	58	176	0	0
	SPAIN	0	0	2	38
	SUB TOTAL	**230 645**	**182 110**	**285 549**	**156 185 ***
2901299010	**LINIER ALPHA OLEFIN**				
51119	HONG KONG	0	0	5	2 928
	CHINA	51 324	107 780	1 375	62 633
	SINGAPORE	12	2 181	45	3 945
	INDIA	107	78 389	0	0
	SAUDI ARABIA	0	0	951 621	647 102
	UNITED STATES	1 005 646	1 096 154	2 020 038	1 313 025
	UNITED KINGDOM	0	0	2 000 343	1 698 741
	GERMANY, FED. REP. OF	1	21	150	921
	SWITZERLAND	0	0	3	48
	SUB TOTAL	**1 057 090**	**1 284 525**	**4 973 580**	**3 729 343 ***
2901299090	**OTHER ACYCLIC HYDROCARBONS**				
51119	JAPAN	5 223	36 635	11 684	142 116
	HONG KONG	0	0	20	907
	KOREA, REPUBLIC OF	24 870	104 292	218 379	323 870
	TAIWAN	173	1 116	865	8 252
	CHINA	1 940	11 983	1 169	30 656
	SINGAPORE	30	1 644	287	7 951
	INDIA	40	14 828	229	10 094
	QATAR	408 529	694 721	499 230	599 076
	AUSTRALIA	576	4 331	0	0
	UNITED STATES	317 691	483 915	502 302	507 742
	MEXICO	0	0	5	1 087
	UNITED KINGDOM	35	2 174	80	5 336
	NETHERLANDS	0	0	216 721	250 273
	FRANCE	6 481	180 375	6 615	191 741
	GERMANY, FED. REP. OF	2	85	495	221 028
	SWITZERLAND	291	65 392	290	73 767

http://www.bps.go.id

HS / SITC	COMMODITY DESCRIPTION / COUNTRY OF ORIGIN	JANUARY - DECEMBER 2015		JANUARY - DECEMBER 2016	
		NET WEIGHT (KG)	CIF VALUE (US$)	NET WEIGHT (KG)	CIF VALUE (US$)
	ITALY	45	677	0	0
	SPAIN	1 245	48 061	1 275	43 299
	SUB TOTAL	**767 171**	**1 650 229**	**1 459 646**	**2 417 195 ***
2902110000	**CYCLOHEXANE**				
51121	KOREA, REPUBLIC OF	99 200	143 558	99 200	122 303
	TAIWAN	0	0	15 200	20 216
	CHINA	0	0	3 133	12 248
	SINGAPORE	2	62	86	1 313
	INDIA	175	1 549	0	0
	UNITED STATES	17	161	0	0
	GERMANY, FED. REP. OF	6 677	76 575	10 369	102 768
	SUB TOTAL	**106 071**	**221 905**	**127 988**	**258 848 ***
2902190000	**OTHER CYCLANES**				
51129	JAPAN	342 479	600 224	396 832	543 220
	KOREA, REPUBLIC OF	1 999 341	2 905 115	2 113 190	2 533 556
	TAIWAN	146 989	374 363	44 100	50 088
	CHINA	346 426	922 958	356 029	866 599
	SINGAPORE	2 548	22 738	2 068	17 324
	INDIA	0	0	290	3 687
	SOUTH AFRICA	5	856	15	2 093
	AUSTRALIA	1	22	0	0
	UNITED STATES	25 936	113 250	12 342	126 781
	BRAZIL	0	0	3 287	26 296
	UNITED KINGDOM	3 255	15 352	231	2 421
	NETHERLANDS	0	0	25	215
	FRANCE	17 595	158 176	15 340	113 045
	GERMANY, FED. REP. OF	14	618	13 845	83 315
	BELGIUM	0	0	1	97
	SWITZERLAND	667	38 933	676	51 403
	ITALY	540	3 496	0	0
	SPAIN	5 811	43 935	3 929	54 007
	SUB TOTAL	**2 891 607**	**5 200 036**	**2 962 200**	**4 474 147 ***
2902200000	**BENZENE**				
51122	JAPAN	23	328	3	153
	THAILAND	97 255 744	72 128 709	125 874 062	79 492 264
	SINGAPORE	18 964 928	12 938 378	14 882 006	9 390 108
	MALAYSIA	48 632 716	34 965 888	57 982 555	35 917 774
	INDIA	12 081 726	8 319 994	17 775 194	11 748 789
	UNITED STATES	31	1 906	2	162
	GERMANY, FED. REP. OF	603	9 646	689	25 587
	BELGIUM	2 850 285	1 767 177	0	0
	SWITZERLAND	2	2 173	0	0
	SUB TOTAL	**179 786 058**	**130 134 199**	**216 514 511**	**136 574 837 ***
2902300000	**TOLUENE**				
51123	JAPAN	25 263	295 282	0	0
	KOREA, REPUBLIC OF	2 090 317	1 546 835	10 769 051	6 981 956
	TAIWAN	2 956 319	2 487 152	0	0
	THAILAND	38 857 716	28 095 205	42 007 941	26 613 801
	SINGAPORE	54 148 051	39 383 840	67 112 741	42 904 534
	MALAYSIA	10 216 458	6 946 943	0	0
	UNITED STATES	10	611	6 492	32 460
	GERMANY, FED. REP. OF	7 610	55 264	4 797	46 907
	SUB TOTAL	**108 301 744**	**78 811 132**	**119 901 022**	**76 579 658 ***
2902410000	**O-XYLENE**				
51124	JAPAN	0	0	1	42
	SINGAPORE	8	657	398	1 980
	INDIA	19 272 720	15 669 182	35 937 520	25 085 274
	GERMANY, FED. REP. OF	5	723	3	326
	SUB TOTAL	**19 272 733**	**15 670 562**	**35 937 922**	**25 087 622 ***
2902420000	**M-XYLENE**				
51124	THAILAND	0	0	2 060 440	1 308 709

http://www.bps.go.id

HS / SITC	COMMODITY DESCRIPTION / COUNTRY OF ORIGIN	JANUARY - DECEMBER 2015		JANUARY - DECEMBER 2016	
		NET WEIGHT (KG)	CIF VALUE (US$)	NET WEIGHT (KG)	CIF VALUE (US$)
	SINGAPORE	6	218	0	0
	INDIA	1	96	0	0
	UNITED STATES	18	1 052	0	0
	GERMANY, FED. REP. OF	7	329	2	196
	SUB TOTAL	**32**	**1 695**	**2 060 442**	**1 308 905 ***
2902430000	**P-XYLENE**				
51124	JAPAN	4 766 005	4 384 725	0	0
	KOREA, REPUBLIC OF	5 094 001	4 075 201	0	0
	THAILAND	9 556 676	8 537 160	25 191 248	20 070 066
	SINGAPORE	295 173 800	243 754 645	154 009 349	116 975 446
	MALAYSIA	10 245 862	9 471 242	34 758 954	26 598 079
	INDIA	341 484 314	289 675 679	200 715 901	155 367 663
	SAUDI ARABIA	30 739 605	26 228 839	54 757 764	40 744 248
	KUWAIT	117 735 999	101 130 640	68 347 200	53 826 882
	OMAN	84 404 752	70 961 289	10 019 837	7 965 770
	UNITED STATES	16	951	0	0
	GERMANY, FED. REP. OF	466	3 546	14	498
	SUB TOTAL	**899 201 496**	**758 223 917**	**547 800 267**	**421 548 652 ***
2902440000	**MIXED XYLENE ISOMERS**				
51124	JAPAN	957 223	769 364	663	3 538
	KOREA, REPUBLIC OF	1 998 769	1 479 175	0	0
	CHINA	7 040	24 077	21 120	69 696
	THAILAND	11 934 546	8 817 479	496 758	301 523
	SINGAPORE	24 354 057	18 132 357	8 884 779	5 628 883
	MALAYSIA	0	0	1 602	734
	INDIA	345	3 017	422	3 329
	SOUTH AFRICA	58 650	49 133	0	0
	UNITED STATES	9 316	54 916	5 424	39 969
	UNITED KINGDOM	11	1 460	81	415
	GERMANY, FED. REP. OF	4	732	3	305
	AUSTRIA	0	0	450	4 095
	SUB TOTAL	**39 319 961**	**29 331 710**	**9 411 302**	**6 052 487 ***
2902500000	**STYRENE**				
51125	JAPAN	429 322	591 284	550 341	876 318
	KOREA, REPUBLIC OF	0	0	40 050	44 455
	TAIWAN	212 498	248 570	5 500	8 560
	CHINA	1 466	5 184	0	0
	THAILAND	199 999	224 120	0	0
	SINGAPORE	6 204 808	7 225 461	5 459 165	6 092 201
	MALAYSIA	3 550 322	3 548 433	3 123 150	3 766 456
	INDIA	0	0	8 160	51 600
	UNITED ARAB EMIRATES	0	0	720	1 404
	MAURITANIA	0	0	20 010	23 732
	UNITED STATES	4	72	4	1 416
	FRANCE	0	0	50	839
	GERMANY, FED. REP. OF	8	298	11	366
	SUB TOTAL	**10 598 427**	**11 843 422**	**9 207 161**	**10 867 347 ***
2902600000	**ETHYLBENZENE**				
51126	JAPAN	0	0	12 240	35 619
	SINGAPORE	0	0	1	39
	GERMANY, FED. REP. OF	7	660	6	598
	BELGIUM	4 802 662	4 747 431	0	0
	SUB TOTAL	**4 802 669**	**4 748 091**	**12 247**	**36 256 ***
2902700000	**CUMENE**				
51127	JAPAN	2 981 694	3 265 464	2 901 318	2 801 850
	GERMANY, FED. REP. OF	1	29	0	0
	SUB TOTAL	**2 981 695**	**3 265 493**	**2 901 318**	**2 801 850 ***
2902901000	**DODECYLBENZENE**				
51129	JAPAN	1	84	0	0
	TAIWAN	0	0	1 249	4 960
	INDIA	0	0	875	1 663

http://www.bps.go.id

HS / SITC	COMMODITY DESCRIPTION / COUNTRY OF ORIGIN	JANUARY - DECEMBER 2015		JANUARY - DECEMBER 2016	
		NET WEIGHT (KG)	CIF VALUE (US$)	NET WEIGHT (KG)	CIF VALUE (US$)
	UNITED STATES	0	0	200	1 050
	SUB TOTAL	**1**	**84**	**2 324**	**7 673 ***
2902902000	**ALKYLBENZENES**				
51129	JAPAN	400	1 622	2 885	19 360
	KOREA, REPUBLIC OF	0	0	39 600	45 540
	TAIWAN	5 859	6 718	0	0
	CHINA	0	0	25 452	44 613
	PHILIPPINES	0	0	3 858	5 250
	INDIA	8 000	88 000	16 210	29 163
	UNITED STATES	32 478	105 173	38 570	29 392
	NETHERLANDS	16 000	32 960	16 000	28 000
	GERMANY, FED. REP. OF	32	1 422	33	1 241
	SUB TOTAL	**62 769**	**235 895**	**142 608**	**202 559 ***
2902909000	**OTHER CYCLIC HYDROCARBONS.**				
51129	JAPAN	34 170	276 243	26 429	236 133
	KOREA, REPUBLIC OF	2 122	17 308	648	4 053
	TAIWAN	2 885 184	4 775 049	2 912 320	4 242 249
	CHINA	1 280 115	3 050 060	1 196 851	2 407 494
	SINGAPORE	42 078	144 151	4 562	58 274
	INDIA	37 341	54 966	325	3 747
	AUSTRALIA	5	66	33	489
	UNITED STATES	202 094	1 120 259	264 678	1 556 621
	UNITED KINGDOM	12	444	3	1 056
	NETHERLANDS	4 000	89 300	7 000	159 250
	FRANCE	1 360	9 533	3 080	20 494
	GERMANY, FED. REP. OF	1 254 619	2 816 457	1 344 209	2 154 078
	BELGIUM	1 079 997	1 692 270	1 408 001	1 943 736
	SWITZERLAND	693	92 661	405	15 933
	SPAIN	1 268 006	2 159 552	1 366 504	2 089 502
	SUB TOTAL	**8 091 796**	**16 298 319**	**8 535 048**	**14 893 109 ***
2903111000	**METHYL CHLORIDE**				
51136	JAPAN	1 120	5 631	2 912	13 131
	KOREA, REPUBLIC OF	0	0	18 500	10 175
	TAIWAN	294 658	203 590	277 790	181 359
	CHINA	473 410	394 487	668 900	592 452
	SINGAPORE	3	479	0	0
	INDIA	3	115	0	0
	UNITED STATES	28	59	0	0
	GERMANY, FED. REP. OF	25	546	19 460	18 935
	SUB TOTAL	**769 247**	**604 907**	**987 562**	**816 052 ***
2903119000	**ETHYL CLORIDE**				
51136	JAPAN	29	616	0	0
	CHINA	17 900	69 812	19 000	35 175
	SINGAPORE	4	370	157	14 945
	GERMANY, FED. REP. OF	3	1 244	0	0
	SUB TOTAL	**17 936**	**72 042**	**19 157**	**50 120 ***
2903120000	**DICHLOROMETHANE (METHYLENE CHLORIDE)**				
51136	JAPAN	924 210	604 847	1 661 251	853 395
	HONG KONG	31 800	21 306	21 200	12 084
	KOREA, REPUBLIC OF	5 163 990	3 351 189	4 795 110	2 424 817
	TAIWAN	1 091 995	689 850	1 082 422	545 553
	CHINA	1 277 704	720 958	2 589 877	1 155 901
	THAILAND	0	0	822	3 234
	SINGAPORE	112 409	85 259	223 967	146 910
	INDIA	0	0	89	733
	UNITED STATES	940 521	668 305	637 885	457 107
	UNITED KINGDOM	1 673 738	1 065 928	573 121	337 712
	NETHERLANDS	64 800	59 940	0	0
	FRANCE	249 600	135 127	332 802	185 633
	GERMANY, FED. REP. OF	26 039	66 527	162 308	197 374
	BELGIUM	0	0	145 600	80 080
	RUSSIA FEDERATION	86 400	54 216	108 000	50 652
	SUB TOTAL	**11 643 206**	**7 523 452**	**12 334 454**	**6 451 185 ***

http://www.bps.go.id

HS / SITC	COMMODITY DESCRIPTION / COUNTRY OF ORIGIN	JANUARY - DECEMBER 2015		JANUARY - DECEMBER 2016	
		NET WEIGHT (KG)	CIF VALUE (US$)	NET WEIGHT (KG)	CIF VALUE (US$)
2903130000	**CHLOROFORM (TRICHLOROMETHANE)**				
51136	JAPAN	20 010	17 929	3	50
	THAILAND	0	0	1 006	3 379
	SINGAPORE	340	1 380	5	303
	INDIA	1 378	6 102	464	3 132
	UNITED STATES	9 347	49 636	5 373	39 722
	FRANCE	3	12	0	0
	GERMANY, FED. REP. OF	21 354	107 446	20 716	138 857
	SUB TOTAL	**52 432**	**182 505**	**27 567**	**185 443 ***
2903150000	**ETHYLENE DICHLORIDE (ISO)1,2-DICHLOROETHANE**				
51135	KOREA, REPUBLIC OF	0	0	25 763 458	7 229 023
	GERMANY, FED. REP. OF	669	9 921	72	2 377
	SUB TOTAL	**669**	**9 921**	**25 763 530**	**7 231 400 ***
2903191000	**1,2-DICHLOROETHANE (ETHYLENE DICHLORIDE) AND DICHLOROBUTATES**				
51136	INDIA	54	421	0	0
	SUB TOTAL	**54**	**421**	**0**	**0 ***
2903199000	**OTHER SATURATED CHLORINATED DERIVATIVESOF ACYCLIC HIDROCARBONS**				
51136	JAPAN	2 556	48 636	1 397	21 601
	CHINA	34 530	55 534	12 250	14 455
	THAILAND	0	0	4 023	19 809
	SINGAPORE	4 711	4 431	7 045	5 813
	MALAYSIA	0	0	557	16 918
	VIET NAM	500	4 112	160	1 286
	INDIA	41 715	49 647	80 926	66 873
	AUSTRALIA	0	0	262	602
	UNITED STATES	0	0	756	5 845
	NETHERLANDS	7	613	0	0
	GERMANY, FED. REP. OF	18 451	72 485	18 915	89 519
	SUB TOTAL	**102 470**	**235 458**	**126 291**	**242 721 ***
2903210000	**VINYL CHLORIDE (CHLOROETHYLENE)**				
51131	JAPAN	73 495 947	53 268 674	61 708 794	42 342 185
	HONG KONG	0	0	25	1 885
	KOREA, REPUBLIC OF	0	0	67	115
	CHINA	3 509 398	2 502 201	0	0
	THAILAND	36 354 262	25 843 076	35 483 248	25 082 746
	SINGAPORE	117	485	3 375	10 736
	UNITED STATES	0	0	2	591
	GERMANY, FED. REP. OF	0	0	540	3 186
	SUB TOTAL	**113 359 724**	**81 614 436**	**97 196 051**	**67 441 444 ***
2903220000	**TRICHLOROETHYLENE**				
51132	JAPAN	910 697	915 594	566 104	593 832
	HONG KONG	69 020	72 965	19 720	20 509
	CHINA	739 198	696 394	1 092 084	986 188
	SINGAPORE	26 190	28 684	38 869	49 847
	UNITED STATES	42 624	86 740	42 624	86 314
	GERMANY, FED. REP. OF	36	1 046	0	0
	SUB TOTAL	**1 787 765**	**1 801 423**	**1 759 401**	**1 736 690 ***
2903230000	**TETRACHLOROETHYLENE (PERCHLOROETHYLENE)**				
51133	JAPAN	158 400	167 310	186 300	190 665
	CHINA	72 000	64 200	109 200	101 934
	SINGAPORE	257	997	0	0
	UNITED STATES	203 428	321 529	3 431	13 767
	UNITED KINGDOM	47 808	55 457	0	0
	GERMANY, FED. REP. OF	619 049	672 056	762 399	764 522
	BELGIUM	26 070	26 070	52 140	52 529
	SUB TOTAL	**1 127 012**	**1 307 619**	**1 113 470**	**1 123 417 ***
2903290000	**OTHER UNSATURATED CHLORINATEDDERIVATIVES OF ACYCLIC HYDROCARBONS**				
51134	JAPAN	275 341	1 011 863	229 086	807 544
	KOREA, REPUBLIC OF	0	0	27 265	145 641

http://www.bps.go.id

HS / SITC	COMMODITY DESCRIPTION / COUNTRY OF ORIGIN	JANUARY - DECEMBER 2015		JANUARY - DECEMBER 2016	
		NET WEIGHT (KG)	CIF VALUE (US$)	NET WEIGHT (KG)	CIF VALUE (US$)
	CHINA	358 169	1 226 798	356 900	1 158 892
	SINGAPORE	1	50	1	79
	INDIA	0	0	3	1 326
	UNITED KINGDOM	7	3 526	0	0
	SWITZERLAND	0	0	2	384
	FINLAND	4	1 999	0	0
	ITALY	0	0	2	927
	SUB TOTAL	**633 522**	**2 244 236**	**613 259**	**2 114 793 ***
2903310000	**ETHYLENE DIBROMIDE (ISO)(1,2-DIBROMOETHANE)**				
51137	CHINA	60 000	184 600	20 000	67 200
	SUB TOTAL	**60 000**	**184 600**	**20 000**	**67 200 ***
2903391000	**METHYL BROMIDE**				
51137	HONG KONG	0	0	32 000	240 000
	CHINA	144 000	939 840	48 000	297 600
	INDIA	64 000	432 000	48 000	324 000
	UNITED STATES	16 000	107 200	0	0
	SUB TOTAL	**224 000**	**1 479 040**	**128 000**	**861 600 ***
2903399000	**OTH FLUORINATED, BROMINATED/IODINATEDDERIVATIVE OF ACYCLIC HYDROCARBONS**				
51137	JAPAN	4 800	33 600	17 103	13 658
	KOREA, REPUBLIC OF	9	3 084	46	6 330
	CHINA	1 483 727	2 755 469	2 645 865	4 468 032
	THAILAND	1 493	2 400	1 005	1 584
	SINGAPORE	5 164	27 356	3	3 139
	MALAYSIA	5 037	5 315	16 254	117 994
	UNITED STATES	173 784	356 647	56 886	313 910
	UNITED KINGDOM	5	2 930	0	0
	NETHERLANDS	39 941	51 230	1 059	1 137
	FRANCE	24	4 497	8	4 417
	GERMANY, FED. REP. OF	5	166	15	508
	SUB TOTAL	**1 713 989**	**3 242 694**	**2 738 244**	**4 930 709 ***
2903710000	**CHLORODIFLUOROMETHANE**				
51138	CHINA	1 970 007	4 668 615	3 313 112	6 084 808
	UNITED STATES	152 544	587 300	141 648	533 360
	SUB TOTAL	**2 122 551**	**5 255 915**	**3 454 760**	**6 618 168 ***
2903720000	**DICLOROTRIFLUOROETHANES**				
51138	CHINA	51 566	320 958	54 000	456 000
	UNITED STATES	39 934	338 440	28 765	258 097
	CANADA	29 964	293 102	40 860	408 600
	SUB TOTAL	**121 464**	**952 500**	**123 625**	**1 122 697 ***
2903730000	**DICLOROFLUOROETHANES**				
51138	CHINA	419 892	890 362	580 000	1 854 640
	SUB TOTAL	**419 892**	**890 362**	**580 000**	**1 854 640 ***
2903740000	**CHLORODIFLUOROETHANES**				
51138	CHINA	498 886	1 556 454	614 451	1 901 459
	UNITED STATES	43 899	221 685	17 848	125 278
	SUB TOTAL	**542 785**	**1 778 139**	**632 299**	**2 026 737 ***
2903750000	**DICLOROPENTAFLUOROPROPANES**				
51138	JAPAN	2 000	52 000	2 000	52 000
	KOREA, REPUBLIC OF	150	10 045	0	0
	CHINA	27 118	90 536	8 000	32 000
	SINGAPORE	1 900	108 693	2 125	46 304
	UNITED STATES	2 381	11 865	0	0
	SUB TOTAL	**33 549**	**273 139**	**12 125**	**130 304 ***
2903760000	**BROMOCHLORODIFLUOROMETHANE,BROMOTRIFLUOROMETHANE AND DIBROMOTETRAFL**				
51138	KOREA, REPUBLIC OF	52	4 300	100	7 600

http://www.bps.go.id

HS / SITC	COMMODITY DESCRIPTION / COUNTRY OF ORIGIN	JANUARY - DECEMBER 2015		JANUARY - DECEMBER 2016	
		NET WEIGHT (KG)	CIF VALUE (US$)	NET WEIGHT (KG)	CIF VALUE (US$)
	SINGAPORE	44	8 600	4	1 200
	SUB TOTAL	**96**	**12 900**	**104**	**8 800 ***
2903770000	**OTHER, PERHALOGENATED ONLY WITH FLUORINE AND CHLORINE**				
51138	SINGAPORE	0	0	132	2 134
	SUB TOTAL	**0**	**0**	**132**	**2 134 ***
2903780000	**OTHER PERHALOGENATED DERIVATIVES**				
51138	CHINA	14 960	13 255	122 850	166 936
	SINGAPORE	37 782	32 211	95 766	89 548
	FRANCE	50 655	45 752	0	0
	SUB TOTAL	**103 397**	**91 218**	**218 616**	**256 484 ***
2903790000	**OTH HALOGENATED DERIVATIVES OF ACYCLIICHYDROCARBONS CONT. TWO/MORE DIFF HALOGEN**				
51138	JAPAN	0	0	9	454
	UNITED STATES	0	0	36	798
	SUB TOTAL	**0**	**0**	**45**	**1 252 ***
2903890000	**OTHER HALOGENATED DERIVATIVES OF CYCLANIC CYCLENIC/CYCLOTERPENIC HYDROCARBON**				
51139	CHINA	25	83	0	0
	SUB TOTAL	**25**	**83**	**0**	**0 ***
2903910000	**CHLOROBENZENE, O-DICHLOROBENZENE ANDP-DICHLOROBENZENE**				
51139	CHINA	4 450 492	7 234 010	4 283 000	5 492 100
	SINGAPORE	1	230	0	0
	INDIA	1 053 434	1 705 478	1 556 640	1 988 316
	UNITED STATES	1 443	10 171	0	0
	GERMANY, FED. REP. OF	444	12 691	325	11 004
	SUB TOTAL	**5 505 814**	**8 962 580**	**5 839 965**	**7 491 420 ***
2903990000	**OTH HALOGENATED DERIVATIVES OF AROMATICHYDROCARBONS**				
51139	JAPAN	1 680	9 793	2 167	11 478
	CHINA	50 000	102 220	105 745	106 049
	INDIA	7 372	241 572	53 495	206 634
	UNITED STATES	17 003	124 018	29 040	191 704
	GERMANY, FED. REP. OF	597	11 392	505	17 863
	BELGIUM	525 600	595 782	370 800	367 290
	SUB TOTAL	**602 252**	**1 084 777**	**561 752**	**901 018 ***
2904100000	**DERIVATIVES CONTAINING ONLY SULPHOGROUPS THEIR SALTS AND ETHYL ESTERS**				
51140	JAPAN	67 372	649 841	72 900	758 222
	KOREA, REPUBLIC OF	144 000	396 000	182 400	484 320
	TAIWAN	473 555	585 748	644 706	567 150
	CHINA	487 204	1 416 322	393 007	1 138 646
	THAILAND	1 374	3 951	480	960
	SINGAPORE	10 742	37 375	7 585	39 717
	PHILIPPINES	37 684	39 308	0	0
	MALAYSIA	124	391	0	0
	VIET NAM	39 169	54 055	0	0
	INDIA	834 181	1 527 441	896 222	1 600 423
	INDONESIA	0	0	35	379
	UNITED STATES	97 602	280 267	49 829	129 458
	CANADA	0	0	2	632
	UNITED KINGDOM	11 857	15 788	6 283	58 831
	FRANCE	18 891	45 347	18 730	42 801
	GERMANY, FED. REP. OF	39 609	134 561	48 012	242 317
	AUSTRIA	0	0	5	1 348
	BELGIUM	144 005	243 191	52 218	103 001
	SWITZERLAND	800	2 400	0	0
	ITALY	34 325	43 774	8 695	7 529
	SPAIN	1 149 555	1 847 876	77 250	141 658
	SUB TOTAL	**3 592 049**	**7 323 636**	**2 458 359**	**5 317 392 ***
2904201000	**TRINITROTOLUENE**				
51140	CHINA	165 000	557 880	318 000	1 065 360

http://www.bps.go.id

HS / SITC	COMMODITY DESCRIPTION / COUNTRY OF ORIGIN	JANUARY - DECEMBER 2015		JANUARY - DECEMBER 2016	
		NET WEIGHT (KG)	CIF VALUE (US$)	NET WEIGHT (KG)	CIF VALUE (US$)
	SINGAPORE	0	0	5	429
	SUB TOTAL	**165 000**	**557 880**	**318 005**	**1 065 789 ***
2904209000	**OTH DERIVATIVES CONTAINING ONLY NITRO OR ONLY NITROSO GROUPS**				
51140	JAPAN	1	39	0	0
	CHINA	15 000	147 820	4 000	54 060
	SINGAPORE	257	994	50	334
	INDIA	119 000	159 825	16 000	17 360
	UNITED STATES	277	1 338	250	1 213
	GERMANY, FED. REP. OF	153	3 892	150	3 747
	SWITZERLAND	1	17	1	14
	SUB TOTAL	**134 689**	**313 925**	**20 451**	**76 728 ***
2904900000	**OTH SULPHONATED, NITRATED OR NITROSATEDDERIVATIVES OF HYDROCARBON, WHETHER OR N**				
51140	JAPAN	31 485	172 230	26 862	165 681
	CHINA	259 261	718 860	526 300	1 309 221
	INDIA	75 000	115 380	171 200	247 360
	INDONESIA	0	0	262	175
	FRANCE	18	4 420	0	0
	GERMANY, FED. REP. OF	3	38	13	397
	SUB TOTAL	**365 767**	**1 010 928**	**724 637**	**1 722 834 ***
2905110000	**METHANOL (METHYL ALCOHOL)**				
51211	JAPAN	25 568	102 307	19 801	48 588
	HONG KONG	360	10 484	0	0
	CHINA	10 476	38 769	8 239	22 970
	THAILAND	2 264	5 302	1 243	4 890
	SINGAPORE	9 516	33 376	90 215	96 942
	MALAYSIA	137 622 113	41 557 616	329 181 438	80 755 058
	BRUNEI DARUSSALAM	24 954 615	7 109 638	19 481 531	4 418 891
	INDIA	1 921 248	701 311	7 553	25 481
	PAKISTAN	0	0	1 063	1 069
	IRAN (ISLAMIC REPUBLIC OF)	39 968 384	11 111 492	0	0
	SAUDI ARABIA	4 152 812	1 152 426	45 495 906	10 625 378
	OMAN	5 387 701	1 885 755	5 008 791	1 134 083
	QATAR	5 250 000	1 454 250	37 533 011	9 269 705
	UNITED STATES	37 579	220 956	52 685	520 515
	NETHERLANDS	2	5	0	0
	FRANCE	7 081	31 872	2 632	11 837
	GERMANY, FED. REP. OF	64 101	301 130	100 884	489 672
	POLAND	0	0	2 826	9 626
	SUB TOTAL	**219 413 820**	**65 716 689**	**436 987 818**	**107 434 705 ***
2905120000	**PROPAN-1-OL(PROPYL ALCOHOL) &PROPAN-2- OL (ISOPROPYL ALCOHOL)**				
51212	JAPAN	12 565 359	10 387 132	12 317 934	9 298 942
	KOREA, REPUBLIC OF	559 846	498 249	4 999 066	3 756 982
	TAIWAN	976 858	1 060 521	495 336	562 807
	CHINA	484 902	425 286	5 693 339	4 381 637
	THAILAND	0	0	1 265	4 806
	SINGAPORE	11 774 862	10 263 976	3 580 286	3 138 306
	MALAYSIA	41	18	54 540	44 301
	INDIA	33	264	13 622	18 929
	SOUTH AFRICA	208 162	237 885	345 847	367 811
	UNITED STATES	206 928	498 932	69 419	177 751
	UNITED KINGDOM	66	78	1	538
	NETHERLANDS	1	25	2 010 929	1 503 213
	GERMANY, FED. REP. OF	21 520	178 941	28 839	235 274
	SWITZERLAND	51	182	0	0
	SWEDEN	157	6 199	0	0
	FINLAND	0	0	5	1 459
	SUB TOTAL	**26 798 786**	**23 557 688**	**29 610 428**	**23 492 756 ***
2905130000	**BUTAN-1-OL (N-BUTYL ALCOHOL)**				
51213	JAPAN	500 997	455 781	2 646	24 110
	TAIWAN	3 450	30 593	14 304	123 796
	CHINA	11 933	70 761	13 400	80 400
	THAILAND	2 853	6 681	4 671	16 490
	SINGAPORE	513 480	444 369	39 492	25 164

http://www.bps.go.id

HS / SITC	COMMODITY DESCRIPTION / COUNTRY OF ORIGIN	JANUARY - DECEMBER 2015		JANUARY - DECEMBER 2016	
		NET WEIGHT (KG)	CIF VALUE (US$)	NET WEIGHT (KG)	CIF VALUE (US$)
	MALAYSIA	24 197 907	20 815 471	30 127 415	18 434 635
	INDIA	0	0	261	1 760
	BAHRAIN	0	0	3	84
	UNITED STATES	700	4 661	140 119	122 196
	GERMANY, FED. REP. OF	1 027	28 952	865	25 089
	SUB TOTAL	**25 232 347**	**21 857 269**	**30 343 176**	**18 853 724 ***
2905140000	**OTHER BUTANOLS**				
51213	JAPAN	90 467	459 716	11 876	227 631
	KOREA, REPUBLIC OF	0	0	100	3 150
	TAIWAN	2 437	5 797	2 843	5 133
	CHINA	2 115	6 629	2 808	9 565
	THAILAND	0	0	23 000	6 240
	SINGAPORE	123	3 366	290	7 269
	MALAYSIA	7 017 643	5 515 319	6 232 760	3 430 314
	VIET NAM	260	4 400	0	0
	INDIA	316	8 737	14	1 655
	SAUDI ARABIA	0	0	18 160	8 354
	SOUTH AFRICA	0	0	425 720	224 355
	UNITED STATES	201	5 657	8 296	16 228
	CANADA	1 376	8 620	0	0
	UNITED KINGDOM	4	821	0	0
	NETHERLANDS	0	0	330	1 480
	FRANCE	0	0	20	358
	GERMANY, FED. REP. OF	456	12 098	2 436	26 891
	SWITZERLAND	104	425	1 354	10 027
	SPAIN	4 480	28 319	1 257	7 986
	SUB TOTAL	**7 119 982**	**6 059 904**	**6 731 264**	**3 986 636 ***
2905160000	**OCTANOL (OCTYL ALCOHOL) AND ISOMERSTHEREOF**				
51214	JAPAN	5 751 796	5 668 078	3 834 086	3 047 749
	KOREA, REPUBLIC OF	60	807	0	0
	TAIWAN	138 640	162 479	78 550	69 514
	CHINA	19 120	16 832	742 932	741 730
	SINGAPORE	22 303 840	22 455 870	25 201 307	20 861 363
	MALAYSIA	2 252 768	2 109 224	8 191 296	6 239 266
	INDIA	0	0	1	9
	SAUDI ARABIA	1 014 471	1 019 692	0	0
	UNITED STATES	13	15 807	4	1 696
	FRANCE	2	338	43	8 719
	GERMANY, FED. REP. OF	188	4 366	120	2 773
	SWITZERLAND	46	8 988	57	39 779
	SWEDEN	0	0	16 800	20 748
	SPAIN	85	788	0	0
	SUB TOTAL	**31 481 029**	**31 463 269**	**38 065 196**	**31 033 346 ***
2905170000	**DODECAN-1-OL (LAURYL ALCOHOL), HEXADECAN-1-OL, AND OCTADECAN-1-OL**				
51219	JAPAN	31 245	160 479	22 648	145 493
	KOREA, REPUBLIC OF	5 545	27 364	4 460	20 239
	TAIWAN	1 020	1 530	0	0
	CHINA	7 700	32 013	10 995	20 571
	THAILAND	99 199	185 473	41 840	85 080
	SINGAPORE	2 619	30 596	19 032	63 374
	PHILIPPINES	96 800	179 664	95 625	190 797
	MALAYSIA	151 833	235 638	377 402	512 181
	INDIA	161 198	258 156	8 441	14 568
	UNITED STATES	2 432	9 764	35 965	62 373
	UNITED KINGDOM	358 420	648 212	161 450	281 739
	FRANCE	105	5 311	210	7 168
	GERMANY, FED. REP. OF	22 997	157 899	119 835	664 731
	SWITZERLAND	80	594	125	1 019
	SPAIN	3 120	21 997	0	0
	SUB TOTAL	**944 313**	**1 954 690**	**898 028**	**2 069 333 ***
2905190000	**OTHER SATURATED MONOHYDRIC ALCOHOLS**				
51219	JAPAN	3 027	17 684	1 258	8 207
	KOREA, REPUBLIC OF	0	0	75	430
	TAIWAN	112 298	110 881	1	5
	CHINA	68 655	399 826	494 215	2 330 876

http://www.bps.go.id

HS / SITC	COMMODITY DESCRIPTION / COUNTRY OF ORIGIN	JANUARY - DECEMBER 2015		JANUARY - DECEMBER 2016	
		NET WEIGHT (KG)	CIF VALUE (US$)	NET WEIGHT (KG)	CIF VALUE (US$)
	SINGAPORE	5 398 470	5 263 821	10 885 531	9 238 672
	MALAYSIA	200 080	130 052	0	0
	INDIA	1 520	7 296	14 322	80 326
	AUSTRALIA	606 380	1 916 206	796 555	2 329 024
	UNITED STATES	895	15 133	2 359	21 086
	MEXICO	1 195	19 115	160	2 073
	COLOMBIA	0	0	170	2 274
	UNITED KINGDOM	1 485	8 299	1 993	13 823
	FRANCE	0	0	1 260	7 411
	GERMANY, FED. REP. OF	918 953	694 987	5 371 279	3 585 017
	BELGIUM	990	3 839	1 485	5 652
	SWITZERLAND	792	4 947	15 243	117 382
	SPAIN	1 249	11 251	247	6 869
	SUB TOTAL	**7 315 989**	**8 603 337**	**17 586 153**	**17 749 127 ***
2905220000	**ACYCLIC TERPENE ALCOHOLS**				
51219	JAPAN	6 001	14 055	200	5 220
	HONG KONG	25 000	54 500	45 170	99 231
	CHINA	925 488	6 326 719	926 300	5 652 029
	SINGAPORE	54 290	453 300	14 684	123 925
	INDIA	213 165	1 175 216	167 501	779 089
	SWAZILAND	0	0	875	4 416
	AUSTRALIA	15	170	0	0
	UNITED STATES	7 578	220 558	5 475	174 591
	MEXICO	7 650	121 635	0	0
	UNITED KINGDOM	70	2 583	830	21 573
	NETHERLANDS	300	5 409	0	0
	FRANCE	4 437	78 599	9 363	145 538
	GERMANY, FED. REP. OF	505 730	5 125 889	440 625	3 961 125
	SWITZERLAND	154 256	1 257 621	204 537	1 593 233
	SPAIN	5 387	78 040	2 449	24 076
	SUB TOTAL	**1 909 367**	**14 914 294**	**1 818 009**	**12 584 046 ***
2905290000	**OTHER UNSATURATED MONOHYDRIC ALCOHOLS**				
51219	JAPAN	162 594	877 437	191 091	1 087 636
	HONG KONG	0	0	100	4 014
	CHINA	590	13 488	10 460	222 742
	SINGAPORE	6 743	209 279	5 658	175 311
	INDIA	155	48 191	595	145 850
	ISRAEL	5	558	0	0
	AUSTRALIA	3	2 117	15	599
	UNITED STATES	54	16 409	106	37 939
	MEXICO	17 850	272 354	34 000	439 304
	UNITED KINGDOM	1 200	59 362	1 143	61 345
	NETHERLANDS	2	119	0	0
	FRANCE	0	0	1	373
	GERMANY, FED. REP. OF	13	390	3	413
	SWITZERLAND	7 515	121 021	7 423	144 339
	ITALY	75 812	472 935	77 968	461 302
	SPAIN	920	24 300	717	13 273
	ROMANIA	0	0	20	714
	SUB TOTAL	**273 456**	**2 117 960**	**329 300**	**2 795 154 ***
2905310000	**ETHYLENE GLYCOL (ETHANEDIOL)**				
51221	JAPAN	1 248	4 512	28 200	71 882
	KOREA, REPUBLIC OF	10 000	18 000	5 001	10 047
	TAIWAN	81 487	301 699	3 211 793	2 386 247
	CHINA	1 820	55 950	594	24 030
	THAILAND	3 086 348	2 636 560	54 000	44 820
	SINGAPORE	239 027 865	216 230 768	80 219 680	58 169 116
	MALAYSIA	50 850 530	42 190 810	83 666 128	57 912 464
	INDIA	4 906 000	5 845 972	4 994 000	5 348 741
	SAUDI ARABIA	98 768 122	86 854 319	76 739 450	54 722 871
	KUWAIT	78 462 998	69 783 061	8 555 338	5 875 683
	AUSTRALIA	0	0	276	1 323
	UNITED STATES	9 585	33 135	12 299	7 711
	NETHERLANDS	2 125	9 329	0	0
	GERMANY, FED. REP. OF	483	8 651	298	9 496
	SWITZERLAND	0	0	4	1 066
	ITALY	0	0	400	820

http://www.bps.go.id

HS / SITC	COMMODITY DESCRIPTION / COUNTRY OF ORIGIN	JANUARY - DECEMBER 2015		JANUARY - DECEMBER 2016	
		NET WEIGHT (KG)	CIF VALUE (US$)	NET WEIGHT (KG)	CIF VALUE (US$)
	SUB TOTAL	**475 208 611**	**423 972 766**	**257 487 461**	**184 586 317 ***
2905320000	**PROPYLENE GLYCOL (PROPANE-1, 2- DIOL)**				
51229	JAPAN	976 316	1 708 211	239 442	420 693
	HONG KONG	63 200	97 560	42 060	28 699
	KOREA, REPUBLIC OF	6 175 649	10 267 398	5 452 915	7 992 462
	TAIWAN	1 094 400	1 271 448	1 089 600	1 212 624
	CHINA	6 483 903	8 618 747	5 812 441	6 630 912
	THAILAND	8 503 867	12 143 701	11 324 567	13 236 698
	SINGAPORE	3 769 569	6 127 649	4 063 332	5 594 454
	MALAYSIA	380 823	634 180	79 013	96 752
	INDIA	0	0	50	302
	AUSTRALIA	0	0	9	209
	UNITED STATES	7 315 784	13 138 417	8 361 596	13 208 168
	MEXICO	13 000	29 900	0	0
	BRAZIL	17 630	34 049	0	0
	UNITED KINGDOM	0	0	135	331
	NETHERLANDS	26	1 552	363	4 590
	FRANCE	290 384	477 759	235 624	356 440
	GERMANY, FED. REP. OF	114 837	274 887	47 223	146 927
	BELGIUM	18 400	15 198	0	0
	SWITZERLAND	3	60	0	0
	SWEDEN	16	32	4	876
	SUB TOTAL	**35 217 807**	**54 840 748**	**36 748 374**	**48 931 137 ***
2905390000	**OTHER DIOLS**				
51229	JAPAN	438 508	1 313 645	503 882	1 611 979
	KOREA, REPUBLIC OF	121 615	226 352	170 108	214 101
	TAIWAN	286 170	493 519	317 540	404 178
	CHINA	31 520	212 580	18 248	24 402
	THAILAND	15 840	136 039	11 032	49 520
	SINGAPORE	101 571	500 935	131 932	323 853
	MALAYSIA	484 202	469 752	470 980	327 627
	INDIA	13 077	94 024	45 820	90 534
	AUSTRALIA	16	1 697	0	0
	UNITED STATES	166 172	910 470	363 108	611 333
	BRAZIL	1 287 674	2 442 700	1 539 235	2 378 932
	UNITED KINGDOM	2	2 496	0	0
	FRANCE	62 612	114 095	93 611	143 374
	GERMANY, FED. REP. OF	10 187	98 270	14 223	91 153
	BELGIUM	760	3 382	760	3 382
	SWITZERLAND	40	936	190	8 494
	SWEDEN	0	0	10 000	10 000
	ITALY	98 000	602 700	137 200	843 780
	SPAIN	337	11 629	331	11 842
	SUB TOTAL	**3 118 303**	**7 635 221**	**3 828 200**	**7 148 484 ***
2905410000	**2-ETHYL-2-(HYDROXYMETHYL) PROPANE-1,3-(TRIMETHYLOLPROPANE)**				
51229	JAPAN	161 847	468 515	103 746	262 146
	KOREA, REPUBLIC OF	22 334	64 024	10 663	33 051
	TAIWAN	6 000	14 100	10	23
	CHINA	125 651	256 803	134 800	217 155
	SINGAPORE	207	3 940	0	0
	INDIA	19 450	28 090	39 000	43 466
	AUSTRALIA	82	1 077	0	0
	UNITED STATES	20 688	261 972	31 026	371 121
	NETHERLANDS	0	0	38 000	48 680
	GERMANY, FED. REP. OF	135 000	244 150	165 000	229 650
	SWEDEN	60 000	113 700	26 000	41 640
	SUB TOTAL	**551 259**	**1 456 371**	**548 245**	**1 246 932 ***
2905420000	**PENTAERYTHRITOL**				
51223	JAPAN	128 584	198 835	33 225	54 152
	HONG KONG	20 000	31 800	0	0
	KOREA, REPUBLIC OF	0	0	3 000	6 617
	TAIWAN	1 962 684	3 150 392	2 772 479	3 919 789
	CHINA	2 471 594	3 792 196	1 561 500	2 092 330
	SAUDI ARABIA	260 000	424 900	560 000	787 800
	UNITED STATES	0	0	120	1 279

http://www.bps.go.id

HS / SITC	COMMODITY DESCRIPTION / COUNTRY OF ORIGIN	JANUARY - DECEMBER 2015		JANUARY - DECEMBER 2016	
		NET WEIGHT (KG)	CIF VALUE (US$)	NET WEIGHT (KG)	CIF VALUE (US$)
	GERMANY, FED. REP. OF	1 000	3 000	3 000	8 250
	SWEDEN	240 000	402 400	200 000	293 900
	RUSSIA FEDERATION	0	0	25	204
	SUB TOTAL	**5 083 862**	**8 003 523**	**5 133 349**	**7 164 321 ***
2905430000	**MANNITOL**				
51224	JAPAN	31 182	217 652	27 135	221 306
	KOREA, REPUBLIC OF	1	20	2	18
	CHINA	65 803	191 716	113 051	334 642
	SINGAPORE	3	224	0	0
	UNITED STATES	1 450	21 360	1 209	18 964
	CANADA	0	0	7	452
	FRANCE	110 946	753 941	134 040	848 928
	GERMANY, FED. REP. OF	16 661	82 794	2 897	46 687
	SWITZERLAND	61	9 218	0	0
	ITALY	0	0	43 750	197 813
	SUB TOTAL	**226 107**	**1 276 925**	**322 091**	**1 668 810 ***
2905440000	**D-GLUCITOL (SORBITOL)**				
51225	JAPAN	362	3 137	254	2 460
	KOREA, REPUBLIC OF	0	0	10 760	11 682
	CHINA	607 071	410 932	1 792 180	1 042 095
	THAILAND	676	528	1 250	1 018
	SINGAPORE	6	406	0	0
	MALAYSIA	81 300	78 099	101 760	68 022
	INDIA	0	0	435 300	195 546
	INDONESIA	21 060	18 360	0	0
	UNITED STATES	2 007	14 111	2 272	17 057
	FRANCE	667 454	658 395	900 751	760 002
	GERMANY, FED. REP. OF	30 975	209 391	43 027	155 202
	SUB TOTAL	**1 410 911**	**1 393 359**	**3 287 554**	**2 253 084 ***
2905450000	**GLYCEROL**				
51222	JAPAN	32	774	3	66
	TAIWAN	123	11 822	73	7 421
	CHINA	90 238	205 533	20 505	52 150
	THAILAND	0	0	38	424
	SINGAPORE	5	317	352	4 678
	PHILIPPINES	39 950	21 973	59 580	33 162
	MALAYSIA	1 566 049	1 238 198	2 866 744	2 299 149
	INDIA	302	2 410	26	244
	INDONESIA	0	0	30	34
	UNITED STATES	153	1 402	1 663	13 777
	CANADA	0	0	20	2 655
	BRAZIL	50	5 348	29	3 253
	NETHERLANDS	12	1 195	19	1 470
	GERMANY, FED. REP. OF	95 978	475 842	68 471	443 316
	BELGIUM	0	0	1 250	2 932
	SWITZERLAND	3 200	200 361	7 352	475 129
	SWEDEN	0	0	1	78
	ITALY	0	0	100	5 847
	SPAIN	504	1 360	0	0
	SUB TOTAL	**1 796 596**	**2 166 535**	**3 026 256**	**3 345 785 ***
2905490000	**OTHER POLYHYDRIC ALCOHOLS**				
51229	JAPAN	116 965	669 587	88 368	468 338
	KOREA, REPUBLIC OF	493	3 672	750	5 835
	CHINA	573 673	1 569 896	621 166	1 710 677
	THAILAND	15 000	24 900	0	0
	SINGAPORE	16 804	38 094	13	1 197
	MALAYSIA	0	0	685	344
	UNITED STATES	55 045	233 815	150 501	566 862
	CANADA	0	0	1	237
	FRANCE	38 310	101 551	41 100	115 785
	GERMANY, FED. REP. OF	64 098	264 552	79 980	311 761
	SWITZERLAND	0	0	52	6 090
	FINLAND	11 400	146 520	7 650	102 465
	SUB TOTAL	**891 788**	**3 052 587**	**990 266**	**3 289 591 ***

http://www.bpsgo.id

HS / SITC	COMMODITY DESCRIPTION / COUNTRY OF ORIGIN	JANUARY - DECEMBER 2015		JANUARY - DECEMBER 2016	
		NET WEIGHT (KG)	CIF VALUE (US$)	NET WEIGHT (KG)	CIF VALUE (US$)
2905590000	**OTHER HALOGENATED, SULPHONATED,NITRATEDDERIVATIVES OF ACYCLIC ALCOHOLS**				
51229	JAPAN	16 509	275 771	20 315	319 377
	KOREA, REPUBLIC OF	0	0	3	406
	TAIWAN	1	1	540	1 674
	CHINA	15 250	84 510	12 300	81 559
	THAILAND	0	0	1 630	2 810
	SINGAPORE	442	2 405	6	1 036
	MALAYSIA	122	282	1 828	3 199
	INDIA	224 276	1 326 797	90 328	536 900
	UNITED STATES	86 630	336 592	124 550	372 734
	UNITED KINGDOM	0	0	23	4 457
	NETHERLANDS	0	0	1	218
	FRANCE	0	0	25	8 556
	GERMANY, FED. REP. OF	2 346	31 095	700	19 408
	SWITZERLAND	14	1 368	28	30 454
	SUB TOTAL	**345 590**	**2 058 821**	**252 277**	**1 382 788 ***
2906110000	**MENTHOL**				
51231	JAPAN	17 376	389 621	17 143	385 122
	CHINA	551 775	9 567 751	807 242	14 850 556
	SINGAPORE	69 427	1 240 898	31 442	562 842
	MALAYSIA	0	0	1 375	24 376
	INDIA	171 300	3 181 383	165 001	2 889 374
	UNITED STATES	2 700	92 287	901	31 829
	UNITED KINGDOM	2 550	55 112	875	18 954
	NETHERLANDS	25	495	29	1 064
	FRANCE	745	20 324	1 020	26 801
	GERMANY, FED. REP. OF	148 508	2 659 104	105 299	1 698 271
	SWITZERLAND	1 008	19 920	0	0
	ITALY	0	0	5	642
	SPAIN	0	0	94	5 863
	SUB TOTAL	**965 414**	**17 226 895**	**1 130 426**	**20 495 694 ***
2906120000	**CYCLOHEXANOL, METHYLCYCLOHEXANOLS ANDDIMETHYLCYCLOHEXANOLS**				
51231	JAPAN	0	0	150	312
	KOREA, REPUBLIC OF	0	0	3	39
	CHINA	9 000	9 450	0	0
	SINGAPORE	1	174	153	2 008
	ISRAEL	0	0	5	300
	GERMANY, FED. REP. OF	1	44	10	249
	SUB TOTAL	**9 002**	**9 668**	**321**	**2 908 ***
2906130000	**STEROLS AND INOSITOLS**				
51231	JAPAN	7 489	414 427	8 750	458 597
	CHINA	162 563	2 863 489	174 478	3 041 868
	SINGAPORE	656	94 159	511	71 448
	INDIA	2 590	12 044	6 151	26 743
	ANGOLA	0	0	34	686
	AUSTRALIA	4	1 719	0	0
	UNITED STATES	3 024	109 147	1 082	38 958
	UNITED KINGDOM	175	58 898	275	92 662
	NETHERLANDS	288	1 148	1 000	92 200
	FRANCE	100	4 721	120	5 080
	GERMANY, FED. REP. OF	281	8 687	271	5 620
	SUB TOTAL	**177 170**	**3 568 439**	**192 672**	**3 833 862 ***
2906190000	**OTHER CYCLANIC, CYCLENIC/CYCLOTERPENIC**				
51231	JAPAN	144	5 138	17 269	74 191
	KOREA, REPUBLIC OF	200	35 443	165	28 894
	TAIWAN	0	0	830	4 190
	CHINA	257 613	2 263 157	241 573	1 989 807
	SINGAPORE	4 308	973 382	3 739	2 128 518
	INDIA	20 271	221 470	43 504	501 944
	AUSTRALIA	5	1 478	131	9 804
	UNITED STATES	2 490	89 617	13 967	314 075
	MEXICO	1 075	36 316	1 253	51 525
	UNITED KINGDOM	28	3 264	1	240
	NETHERLANDS	6	303	2	590
	FRANCE	16 895	367 437	25 820	454 876

http://www.bps.go.id

HS / SITC	COMMODITY DESCRIPTION / COUNTRY OF ORIGIN	JANUARY - DECEMBER 2015		JANUARY - DECEMBER 2016	
		NET WEIGHT (KG)	CIF VALUE (US$)	NET WEIGHT (KG)	CIF VALUE (US$)
	GERMANY, FED. REP. OF	2 613	80 838	3 574	115 848
	SWITZERLAND	13 223	2 801 641	12 314	2 809 133
	SPAIN	2 614	119 168	2 110	124 647
	SUB TOTAL	**321 485**	**6 998 652**	**366 252**	**8 608 282 ***
2906210000	**BENZYL ALCOHOL**				
51235	JAPAN	1 300	8 710	880	2 720
	HONG KONG	210	1 922	0	0
	KOREA, REPUBLIC OF	0	0	16 800	25 368
	CHINA	457 220	882 948	388 975	670 296
	SINGAPORE	4	260	3 357	5 111
	MALAYSIA	10 560	22 282	0	0
	INDIA	141 112	239 786	103 376	199 986
	UNITED STATES	0	0	282	2 685
	UNITED KINGDOM	2 288	9 172	0	0
	NETHERLANDS	543	6 400	0	0
	GERMANY, FED. REP. OF	4 536	119 587	2 713	102 703
	ITALY	20	111	720	4 682
	SPAIN	0	0	1 175	4 453
	SUB TOTAL	**617 793**	**1 291 178**	**518 278**	**1 018 004 ***
2906290000	**OTHER AROMATIC**				
51235	JAPAN	23 242	102 740	19 897	139 059
	HONG KONG	400	980	0	0
	CHINA	561 587	3 800 922	689 035	4 202 675
	SINGAPORE	2 853	27 884	1 396	59 202
	MALAYSIA	0	0	72	775
	INDIA	3 580	41 101	2 352	23 267
	UNITED STATES	14 555	92 439	2 124	25 653
	MEXICO	1 700	24 019	800	10 411
	EL SALVADOR	231	3 317	100	1 658
	UNITED KINGDOM	0	0	1	54
	NETHERLANDS	2	269	4	669
	FRANCE	20	938	0	0
	GERMANY, FED. REP. OF	483	9 800	3 401	57 925
	SWITZERLAND	258	8 564	130	8 799
	ITALY	30	826	100	2 799
	SPAIN	306	7 859	518	7 661
	CZECH REPUBLIC	300	2 583	575	4 820
	SUB TOTAL	**609 547**	**4 124 241**	**720 505**	**4 545 427 ***
2907110000	**PHENOL (HYDROXYBENZENE) AND ITS SALTS**				
51241	JAPAN	55 449	82 798	80 863	99 228
	KOREA, REPUBLIC OF	4 055 551	4 022 726	1 913 717	1 782 492
	TAIWAN	874 209	944 366	761 800	777 019
	CHINA	218 980	260 092	444 080	510 733
	THAILAND	984 167	1 047 077	3 954 850	3 517 774
	SINGAPORE	13 874 160	13 600 655	12 766 735	11 461 398
	MALAYSIA	63 999	84 480	0	0
	INDIA	593	4 722	274	1 850
	SOUTH AFRICA	551 959	630 436	943 380	792 739
	UNITED STATES	453 801	636 757	257 577	336 620
	GERMANY, FED. REP. OF	1 910	36 769	1 823	60 469
	BELGIUM	10	2 959	0	0
	SWITZERLAND	84	28 115	93	32 850
	SUB TOTAL	**21 134 872**	**21 381 952**	**21 125 192**	**19 373 172 ***
2907120000	**CRESOLS AND THEIR SALTS**				
51242	JAPAN	48 065	118 703	16 075	36 441
	CHINA	75 324	215 707	273 328	533 625
	SINGAPORE	151	10 829	177	8 388
	INDIA	725	6 879	1 434	11 552
	SOUTH AFRICA	36 000	91 800	96 000	144 000
	AUSTRALIA	1	142	1	61
	UNITED STATES	1	633	116	15 640
	GERMANY, FED. REP. OF	1 570	30 670	383	10 789
	BELGIUM	0	0	1	85
	SWITZERLAND	1	11	18	2 972
	ITALY	19 625	143 154	41 725	317 790

http://www.bps.go.id

HS / SITC	COMMODITY DESCRIPTION / COUNTRY OF ORIGIN	JANUARY - DECEMBER 2015		JANUARY - DECEMBER 2016	
		NET WEIGHT (KG)	CIF VALUE (US$)	NET WEIGHT (KG)	CIF VALUE (US$)
	CZECH REPUBLIC	256 000	539 200	0	0
	SUB TOTAL	**437 463**	**1 157 728**	**429 258**	**1 081 343 ***
2907130000	**OCTYLPHENOL, NONYLPHENOL AND THEIRISOMERS, SALTS THEREOF**				
51243	JAPAN	154 345	421 066	129 090	299 911
	HONG KONG	540	13 743	0	0
	TAIWAN	1 966 761	3 154 972	2 208 630	2 603 601
	CHINA	5 860	37 153	3 630	19 488
	MALAYSIA	37 400	63 560	16 800	23 184
	AUSTRALIA	1 603	17 589	0	0
	UNITED STATES	1 640	18 056	414	2 083
	GERMANY, FED. REP. OF	4	1 140	0	0
	SUB TOTAL	**2 168 153**	**3 727 279**	**2 358 564**	**2 948 267 ***
2907150000	**NAPHTHOLS AND THEIR SALTS**				
51243	JAPAN	3	106	4	200
	CHINA	106 640	442 885	89 883	323 075
	INDIA	10 095	65 950	8 000	55 375
	GERMANY, FED. REP. OF	330	9 000	237	5 201
	SUB TOTAL	**117 068**	**517 941**	**98 124**	**383 851 ***
2907190000	**OTHER MONOPHENOLS**				
51243	JAPAN	54 561	488 427	63 505	540 515
	HONG KONG	0	0	11 200	40 421
	KOREA, REPUBLIC OF	52 700	215 229	54 043	217 512
	TAIWAN	632 142	1 053 005	485 006	679 483
	CHINA	143 130	778 529	133 426	645 089
	THAILAND	0	0	115	1 981
	SINGAPORE	949	17 343	2 224	31 823
	MALAYSIA	0	0	60	548
	INDIA	11 240	83 958	22 007	116 863
	INDONESIA	0	0	4	383
	UNITED STATES	7 457	32 442	7 465	32 375
	UNITED KINGDOM	849	15 869	226	4 542
	NETHERLANDS	160	17 590	165	15 642
	FRANCE	106	1 264	213	2 651
	GERMANY, FED. REP. OF	159 912	729 742	113 046	478 839
	BELGIUM	50	1 306	0	0
	SWITZERLAND	121	44 640	220	69 710
	DENMARK	1	5	1	2
	ITALY	5	2 032	15	5 379
	SPAIN	905	8 994	790	7 509
	LITHUANIA	52 800	196 315	25 600	92 032
	RUSSIA FEDERATION	319 200	1 119 673	232 600	793 494
	SUB TOTAL	**1 436 288**	**4 806 363**	**1 151 931**	**3 776 793 ***
2907210000	**RESORCINOL AND ITS SALTS**				
51243	JAPAN	241 139	1 342 696	321 762	1 429 619
	CHINA	182 500	957 383	125 000	559 890
	SINGAPORE	200	434	650	5 720
	INDIA	5 000	26 400	8 000	42 000
	UNITED STATES	300	9 013	4 350	62 284
	UNITED KINGDOM	0	0	60	1 755
	GERMANY, FED. REP. OF	110	2 427	40	1 789
	BELGIUM	36 000	130 000	20 000	39 000
	ITALY	4 500	29 407	1 500	18 430
	SUB TOTAL	**469 749**	**2 497 760**	**481 362**	**2 160 487 ***
2907220000	**HYDROQUINONE (QUINOL) AND ITS SALTS**				
51243	JAPAN	114 540	594 295	99 468	500 113
	CHINA	6 100	47 000	3 425	25 502
	SINGAPORE	5 700	38 079	1 853	2 861
	MALAYSIA	25	12	400	201
	INDIA	241 966	2 093 140	271 671	2 104 814
	UNITED STATES	9 275	61 928	19 900	118 327
	FRANCE	69 000	425 400	108 000	487 200
	GERMANY, FED. REP. OF	3 696	76 319	1 262	52 567

http://www.bps.go.id

HS / SITC	COMMODITY DESCRIPTION / COUNTRY OF ORIGIN	JANUARY - DECEMBER 2015		JANUARY - DECEMBER 2016	
		NET WEIGHT (KG)	CIF VALUE (US$)	NET WEIGHT (KG)	CIF VALUE (US$)
	SPAIN	1 750	53 623	0	0
	SUB TOTAL	**452 052**	**3 389 796**	**505 979**	**3 291 585 ***
2907230000	**4,4-ISOPROPYLIDENEDIPHENOL (BISPHENOL A, DIPHENYLOLPROPANE) AND ITS SALTS**				
51243	JAPAN	92 138	198 350	48 467	113 478
	KOREA, REPUBLIC OF	45 000	52 050	15 000	15 900
	TAIWAN	63 000	86 700	85 500	102 110
	CHINA	1	171	0	0
	THAILAND	1 950	12 374	0	0
	SINGAPORE	696 911	671 569	425 028	369 285
	INDIA	0	0	1 014	3 281
	SAUDI ARABIA	1 080	6 345	1 260	8 781
	JORDAN	54 000	201 342	72 000	279 219
	UNITED STATES	540	3 177	360	2 784
	UNITED KINGDOM	10	6 870	0	0
	ITALY	20	424	0	0
	SUB TOTAL	**954 650**	**1 239 372**	**648 629**	**894 838 ***
2907291000	**PHENOL-ALCOHOLS**				
51243	JAPAN	16 306	102 612	31 680	124 461
	KOREA, REPUBLIC OF	34 658	92 229	1 001	7 525
	TAIWAN	0	0	16 005	22 206
	CHINA	7	82	120	31 028
	SINGAPORE	1 012	8 225	1 648	9 199
	MALAYSIA	20	140	0	0
	INDIA	12 177	128 175	2 812	68 063
	AUSTRALIA	368	3 325	0	0
	UNITED KINGDOM	1 800	36 900	0	0
	FRANCE	6 000	31 200	8 250	34 650
	GERMANY, FED. REP. OF	39	4 953	82	7 286
	BELGIUM	0	0	500	3 650
	SWEDEN	8	196	0	0
	ITALY	45 000	135 000	0	0
	SPAIN	0	0	725	9 411
	SUB TOTAL	**117 395**	**543 037**	**62 823**	**317 479 ***
2907299000	**OTHER POLYPHENOLS; PHENOL-ALCOHOLS**				
51243	JAPAN	127 541	287 414	7 143	21 678
	KOREA, REPUBLIC OF	0	0	15 885	48 965
	TAIWAN	14 240	31 160	0	0
	CHINA	91 176	578 192	31 687	567 995
	SINGAPORE	1 738	52 785	1 197	3 358
	INDIA	131 765	1 584 309	83 204	1 011 080
	UNITED STATES	10 053	141 444	19	1 779
	UNITED KINGDOM	0	0	500	10 250
	GERMANY, FED. REP. OF	39 396	393 258	42 652	505 978
	SWITZERLAND	5	2 544	6	638
	ESTONIA	0	0	1	329
	SUB TOTAL	**415 914**	**3 071 106**	**182 294**	**2 172 050 ***
2908110000	**PENTACHLOROPHENOL (ISO)**				
51244	JAPAN	128	2 097	2	486
	CHINA	0	0	66	462
	INDIA	0	0	2	145
	SUB TOTAL	**128**	**2 097**	**70**	**1 093 ***
2908190000	**OTH DERIVATIVES CONTAINING ONLY HALOGENSUBTITUENTS AND THEIR SALTS**				
51244	JAPAN	5	11 887	5	31 524
	CHINA	282 000	1 953 871	150 000	1 032 795
	INDIA	0	0	3 100	40 492
	MEXICO	750	11 625	0	0
	GERMANY, FED. REP. OF	1 160	19 655	1 503	24 256
	MALTA	50	3 290	0	0
	SUB TOTAL	**283 965**	**2 000 328**	**154 608**	**1 129 067 ***
2908910000	**DINOSEB (ISO) AND ITS SALTS**				
51244	KOREA, REPUBLIC OF	200 000	820 000	140 000	574 000

http://www.bps.go.id

HS / SITC	COMMODITY DESCRIPTION / COUNTRY OF ORIGIN	JANUARY - DECEMBER 2015		JANUARY - DECEMBER 2016	
		NET WEIGHT (KG)	CIF VALUE (US$)	NET WEIGHT (KG)	CIF VALUE (US$)
	GERMANY, FED. REP. OF	840	5 040	840	5 040
	SUB TOTAL	**200 840**	**825 040**	**140 840**	**579 040 ***
2908920000	**4,6-DINITRO-O-CRESOL (DNOC (ISO) AND ITS SALTS**				
51244	JAPAN	3	163	0	0
	CHINA	2 560	16 980	0	0
	SINGAPORE	1	79	0	0
	INDIA	2	508	0	0
	UNITED STATES	4 801	21 869	481	4 278
	GERMANY, FED. REP. OF	12	2 216	0	0
	ITALY	25	1 402	0	0
	SUB TOTAL	**7 404**	**43 217**	**481**	**4 278 ***
2908990000	**OTH HALOGENATED, SULPHONATED, NITRATEDOR NITROSATED DERIV. OF PHENOLS OR PHENO**				
51244	JAPAN	12 885	267 116	8 851	134 986
	CHINA	5 650	113 973	887	64 127
	SINGAPORE	5 013	55 982	3	528
	MALAYSIA	0	0	394	860
	INDIA	5 000	11 800	2 137	4 831
	GERMANY, FED. REP. OF	19 551	222 925	32 044	358 897
	SPAIN	80	1 778	0	0
	SUB TOTAL	**48 179**	**673 574**	**44 316**	**564 229 ***
2909110000	**DIETHYL ETHER**				
51616	THAILAND	971	2 273	0	0
	UNITED STATES	3 008	28 010	3 880	28 173
	GERMANY, FED. REP. OF	15 688	172 988	1 383	15 380
	SUB TOTAL	**19 667**	**203 271**	**5 263**	**43 553 ***
2909190000	**OTH ACYCLIC ETHERS AND THEIR HALOGENATED, SULPHONATED, NITRATED OR NITROSATED DE**				
51616	JAPAN	656	174 800	436	40 688
	KOREA, REPUBLIC OF	119	5 751	190	8 871
	CHINA	93 319	237 699	56 540	196 909
	SINGAPORE	2	15	50	121
	INDIA	350	5 180	17 850	165 165
	UNITED STATES	41	3 342	11	1 805
	FRANCE	2	888	0	0
	GERMANY, FED. REP. OF	191	6 769	215	8 218
	SWITZERLAND	4	562	0	0
	SUB TOTAL	**94 684**	**435 006**	**75 292**	**421 777 ***
2909200000	**CYCLANIC, CYCLENIC OR CYCLOTERPENICETHERS & THEIR HALOGENATED,SULPHONATED,**				
51616	JAPAN	100	1 005	24	1 227
	KOREA, REPUBLIC OF	0	0	150	13 533
	TAIWAN	5 200	17 636	9 001	27 851
	CHINA	16 965	199 306	11 800	232 349
	SINGAPORE	230	9 099	191	12 899
	INDIA	11 426	113 545	30 053	216 615
	UNITED STATES	218	22 047	216	21 090
	BRAZIL	1 190	18 661	1 360	16 395
	UNITED KINGDOM	3 800	44 840	12 160	125 811
	FRANCE	60	5 184	42	3 930
	GERMANY, FED. REP. OF	150	2 607	450	6 735
	SWITZERLAND	3	2 667	5	2 611
	SPAIN	1 435	66 027	362	18 147
	SUB TOTAL	**40 777**	**502 624**	**65 814**	**699 193 ***
2909300000	**AROMATIC ETHERS & THEIR HALOGENATED,SULPHONATED, OR NITROSATED DERIVATIVES**				
51616	JAPAN	13 119	424 774	9 188	331 471
	TAIWAN	18 912	657 492	16 475	903 432
	CHINA	653 443	4 925 087	753 732	5 238 933
	THAILAND	104 780	83 261	134 560	87 483
	SINGAPORE	326	6 473	513	5 096
	INDIA	51 280	595 447	59 723	455 087
	AUSTRALIA	3	69	103	31 620
	UNITED STATES	1 329	70 181	10 090	79 782
	MEXICO	176	2 897	170	2 370

http://www.bps.go.id

HS / SITC	COMMODITY DESCRIPTION / COUNTRY OF ORIGIN	JANUARY - DECEMBER 2015		JANUARY - DECEMBER 2016	
		NET WEIGHT (KG)	CIF VALUE (US$)	NET WEIGHT (KG)	CIF VALUE (US$)
	BRAZIL	4	797	0	0
	UNITED KINGDOM	326	13 414	255	10 673
	FRANCE	257	14 472	519	23 953
	GERMANY, FED. REP. OF	303	6 189	38	1 167
	SWITZERLAND	23	2 012	264	8 812
	ITALY	800	9 520	800	8 600
	SPAIN	6 815	247 605	3 432	128 776
	SUB TOTAL	**851 896**	**7 059 690**	**989 862**	**7 317 255 ***
2909410000	**2,2-OXYDIETHANOL (DIETHYLENE GLYCOL,DIGOL)**				
51617	JAPAN	7 345	24 439	15 042	46 745
	KOREA, REPUBLIC OF	39 200	39 122	801 110	575 248
	THAILAND	398 500	413 640	192 000	145 360
	SINGAPORE	382 339	375 526	340 033	238 517
	MALAYSIA	71 645	75 984	0	0
	INDIA	99 259	101 245	0	0
	GERMANY, FED. REP. OF	5	135	4	60
	SUB TOTAL	**998 293**	**1 030 091**	**1 348 189**	**1 005 930 ***
2909430000	**MONOBUTYL ETHERS OF ETHYLENE GLYCOL OROF DIETHYLENE GLYCOL**				
51617	JAPAN	310 970	854 945	343 041	872 918
	HONG KONG	69 155	68 472	28 820	24 180
	KOREA, DEM. PEOPLE'S REP.	15 999	27 200	0	0
	KOREA, REPUBLIC OF	425 997	671 877	392 380	435 485
	TAIWAN	39 777	69 555	91 486	123 206
	CHINA	61 046	134 562	50 310	98 301
	THAILAND	2 814	11 569	950	1 853
	SINGAPORE	252 492	535 786	152 162	187 253
	MALAYSIA	9 722 067	12 445 391	11 290 239	10 595 671
	INDIA	867	4 987	14	129
	UNITED STATES	5 470 044	6 889 652	5 972 305	6 294 050
	NETHERLANDS	200	467	0	0
	FRANCE	16 000	26 080	112 000	161 120
	GERMANY, FED. REP. OF	68 818	150 180	4 030	29 859
	SWITZERLAND	32 000	50 560	0	0
	DENMARK	0	0	5 928	15 547
	SUB TOTAL	**16 488 246**	**21 941 283**	**18 443 665**	**18 839 572 ***
2909440000	**OTHER MONOALKYLETHERS OF ETHYLENE GLYCOL OR OF DIETHYLENE GLYCOL**				
51617	JAPAN	57 207	217 191	83 742	368 344
	KOREA, REPUBLIC OF	15 608	54 446	140 727	236 237
	CHINA	290 078	438 529	258 839	334 912
	THAILAND	81 486	68 800	0	0
	SINGAPORE	4 315 832	7 008 848	311 720	529 491
	MALAYSIA	4 964	11 914	12 411	28 958
	INDIA	329 400	482 608	345 429	467 365
	AUSTRALIA	25	78	25	85
	UNITED STATES	318 318	719 019	272 136	531 850
	BRAZIL	360 611	477 518	379 268	473 190
	NETHERLANDS	1 449	1 189	0	0
	FRANCE	3 720	30 584	2 105	17 407
	GERMANY, FED. REP. OF	65	1 590	28 407	61 908
	BELGIUM	2 832	3 203	1 111	1 107
	ITALY	5 000	33 750	6 000	41 600
	SUB TOTAL	**5 786 595**	**9 549 267**	**1 841 920**	**3 092 454 ***
2909490000	**OTHER ETHER-ALCOHOLS, THEIR HALOGENATEDSULPHONATED, NITRATED DERIVATIVES**				
51617	JAPAN	950 679	3 287 522	1 364 573	4 237 269
	HONG KONG	0	0	33 632	46 495
	KOREA, REPUBLIC OF	1 094 185	2 048 084	1 161 386	1 827 448
	TAIWAN	269 868	939 677	656 240	1 393 999
	CHINA	1 265 323	2 847 942	1 137 092	2 202 920
	THAILAND	1 412 944	2 805 500	1 669 606	2 852 770
	SINGAPORE	405 508	758 804	379 922	912 794
	PHILIPPINES	0	0	2 500	13 875
	MALAYSIA	133 840	235 821	88 072	120 941
	INDIA	255 865	1 810 268	288 549	2 241 844
	SAUDI ARABIA	49 500	59 850	0	0
	AUSTRALIA	9 240	18 956	0	0

http://www.bps.go.id

HS / SITC	COMMODITY DESCRIPTION / COUNTRY OF ORIGIN	JANUARY - DECEMBER 2015		JANUARY - DECEMBER 2016	
		NET WEIGHT (KG)	CIF VALUE (US$)	NET WEIGHT (KG)	CIF VALUE (US$)
	SAMOA	0	0	16 800	26 040
	UNITED STATES	1 323 908	3 578 507	1 443 916	3 346 524
	CANADA	0	0	1	118
	ECUADOR	1 755	20 775	0	0
	UNITED KINGDOM	3 610	30 189	4 045	32 751
	NETHERLANDS	148 713	103 661	48 145	40 004
	FRANCE	15 862	217 110	25 841	263 187
	GERMANY, FED. REP. OF	111 558	398 950	317 782	695 055
	BELGIUM	26 442	70 926	58 220	137 082
	SWITZERLAND	184	2 756	22 947	53 643
	SWEDEN	0	0	800	3 000
	ITALY	274 085	1 371 941	281 892	1 390 395
	SPAIN	1 060	18 092	1 517	24 550
	SUB TOTAL	**7 754 129**	**20 625 331**	**9 003 478**	**21 862 704 ***
2909500000	**ETHER-PHENOLS, ETHER-ALCOHOL-PHENOLS &THEIR HALOGENATED, NITRATED DERIVATIVES**				
51617	JAPAN	12	4 454	20 097	195 972
	TAIWAN	13 220	37 733	41 054	87 611
	CHINA	6 845	137 208	126 031	2 009 983
	THAILAND	121	61	0	0
	SINGAPORE	51	20 676	24	2 565
	PHILIPPINES	100	4 136	0	0
	INDIA	80 577	1 422 635	66 210	1 022 029
	UNITED STATES	129	16 410	923	42 139
	CANADA	0	0	10	269
	MEXICO	0	0	2	296
	UNITED KINGDOM	522	93 142	170	66 338
	NETHERLANDS	207	4 432	579	31 301
	FRANCE	22 071	1 357 554	41 117	2 200 871
	GERMANY, FED. REP. OF	1 450	175 328	1 822	222 057
	BELGIUM	0	0	1	134
	SWITZERLAND	7 660	437 338	872	87 472
	SPAIN	5	730	5	86
	SUB TOTAL	**132 970**	**3 711 837**	**298 917**	**5 969 123 ***
2909600000	**ALCOHOL PEROXIDES, ETHER PEROXIDES, KETONE PEROXIDES & THEIR HALOGENATED DRV**				
51617	JAPAN	1 096 442	2 070 240	1 238 661	2 309 478
	KOREA, REPUBLIC OF	103 496	470 274	116 769	635 449
	TAIWAN	56 732	293 995	68 518	274 288
	CHINA	540 944	2 132 363	553 255	1 761 244
	THAILAND	0	0	504	2 185
	SINGAPORE	4 362	22 000	12 365	98 355
	PHILIPPINES	42	84	0	0
	MALAYSIA	100	565	0	0
	INDIA	300	4 050	400	5 400
	TURKEY	20 000	56 800	20 200	54 299
	UNITED ARAB EMIRATES	0	0	1	290
	UNITED STATES	4 580	69 096	43 062	350 376
	NETHERLANDS	25 122	74 086	29 855	80 144
	GERMANY, FED. REP. OF	7 573	83 803	3 184	33 164
	AUSTRIA	1 625	21 167	2 020	25 934
	BELGIUM	6 000	18 300	42 540	134 382
	SWITZERLAND	0	0	2	206
	ITALY	90	1 508	1	34
	SUB TOTAL	**1 867 408**	**5 318 331**	**2 131 337**	**5 765 228 ***
2910100000	**OXIRANE (ETHYLENE OXIDE)**				
51613	CHINA	16 000	56 000	0	0
	SINGAPORE	0	0	3	444
	MALAYSIA	21 900	157 513	0	0
	INDIA	46 330	162 155	64 110	221 175
	QATAR	0	0	9	6 394
	BELGIUM	78 400	209 561	68 600	181 215
	SUB TOTAL	**162 630**	**585 229**	**132 722**	**409 228 ***
2910200000	**METHYLOXIRANE (PROPYLENE OXIDE)**				
51614	TAIWAN	200	3 364	0	0
	SUB TOTAL	**200**	**3 364**	**0**	**0 ***

http://www.bps.go.id

HS / SITC	COMMODITY DESCRIPTION / COUNTRY OF ORIGIN	JANUARY - DECEMBER 2015		JANUARY - DECEMBER 2016	
		NET WEIGHT (KG)	CIF VALUE (US$)	NET WEIGHT (KG)	CIF VALUE (US$)
2910300000	**1-CHLORO-2,3-EPOXYPROPANE(EPICHLOROHYDRIN)**				
51615	JAPAN	788	3 939	2 267	39 166
	TAIWAN	234 160	298 563	149 580	206 448
	CHINA	270 128	670 959	450 070	866 413
	THAILAND	55 204	88 624	402	1 612
	SINGAPORE	1 715	11 664	1 210	100 598
	PHILIPPINES	0	0	34	451
	UNITED STATES	72	26 639	0	0
	CANADA	0	0	1 755	61 050
	GERMANY, FED. REP. OF	1	35	73 600	91 264
	BELGIUM	129 608	396 966	110 918	209 183
	SUB TOTAL	**691 676**	**1 497 389**	**789 836**	**1 576 185 ***
2910900000	**OTHER EPOXIDES, EPOXYALCOHOLS, EPOXY PHENOLS & THEIR HALOGENATED DERIVATIVES**				
51615	JAPAN	15 226	78 077	15 220	61 820
	KOREA, REPUBLIC OF	1	4	3 608	10 725
	CHINA	15	22 853	0	0
	SINGAPORE	704	97 863	3 060	169 932
	INDIA	1 020	5 535	1 360	7 008
	UNITED STATES	1 656	14 022	1	57
	NETHERLANDS	2 880	12 384	6 840	29 412
	FRANCE	7	1 822	12	3 191
	GERMANY, FED. REP. OF	721	3 509	275	50 162
	SWITZERLAND	82	29 463	13 342	166 620
	SPAIN	10	784	0	0
	SUB TOTAL	**22 322**	**266 316**	**43 718**	**498 927 ***
2911000000	**ACETALS & HEMIACETALS, WHETHER OR NOTWITH OTHER OXYGEN FUNCTION**				
51612	JAPAN	515	38 261	214	57 745
	HONG KONG	0	0	400	5 690
	KOREA, REPUBLIC OF	1 599	16 970	700	18 781
	CHINA	2 233	22 628	1 608	14 700
	SINGAPORE	200	10 223	111	36 454
	MALAYSIA	0	0	225	4 736
	INDIA	400	5 800	955	13 060
	AUSTRALIA	0	0	10	273
	UNITED STATES	51	2 944	63	8 080
	MEXICO	610	26 572	995	33 735
	UNITED KINGDOM	400	5 800	718	16 011
	NETHERLANDS	2 725	154 150	4 765	182 040
	FRANCE	437	13 652	35	1 198
	GERMANY, FED. REP. OF	358 500	730 037	289 997	583 449
	BELGIUM	680	3 022	6 800	11 350
	SWITZERLAND	394	34 264	1 237	62 562
	SPAIN	1 080	45 406	767	29 491
	SUB TOTAL	**369 824**	**1 109 729**	**309 600**	**1 079 355 ***
2912111000	**FORMALIN**				
51621	GERMANY, FED. REP. OF	15	644	3 110	74 025
	SUB TOTAL	**15**	**644**	**3 110**	**74 025 ***
2912119000	**OTHER METHANAL (FORMALDEHYDE)**				
51621	UNITED STATES	5	194	0	0
	SUB TOTAL	**5**	**194**	**0**	**0 ***
2912120000	**ETHANAL (ACETALDEHYDE)**				
51621	JAPAN	201	3 706	54	1 702
	TAIWAN	15 900	18 856	0	0
	CHINA	64	3 220	848	36 086
	SINGAPORE	348	11 696	621	7 963
	UNITED STATES	648	23 513	7 061	264 443
	UNITED KINGDOM	7 655	274 051	8 015	296 653
	NETHERLANDS	0	0	3	178
	FRANCE	2 928	167 883	3 491	79 045
	GERMANY, FED. REP. OF	813	6 385	20	1 118
	SWITZERLAND	0	0	38	550
	SUB TOTAL	**28 557**	**509 310**	**20 151**	**687 738 ***

http://www.bps.go.id

HS / SITC	COMMODITY DESCRIPTION / COUNTRY OF ORIGIN	JANUARY - DECEMBER 2015		JANUARY - DECEMBER 2016	
		NET WEIGHT (KG)	CIF VALUE (US$)	NET WEIGHT (KG)	CIF VALUE (US$)
2912191000	**BUTANAL**				
51621	JAPAN	23 600	242 048	31 034	305 840
	CHINA	141 290	639 734	202 995	459 681
	SINGAPORE	391	4 054	1 114	15 978
	INDIA	17 663	289 869	10 825	83 350
	ISRAEL	10	3 070	0	0
	AUSTRALIA	5	120	2	299
	UNITED STATES	103 772	704 693	73 890	523 047
	MEXICO	0	0	15	1 730
	UNITED KINGDOM	50 101	254 768	41 235	210 970
	FRANCE	304	15 406	1 888	17 584
	GERMANY, FED. REP. OF	84 183	151 974	249 345	381 974
	SWITZERLAND	1 295	70 153	990	91 112
	SPAIN	13 781	183 190	28 343	281 183
	SUB TOTAL	**436 395**	**2 559 079**	**641 676**	**2 372 748 ***
2912199000	**OTHER ACYCLIC ALDEHYDES WITHOUT OTHEROXYGEN FUNCTION**				
51621	JAPAN	23 068	256 890	36 629	351 646
	CHINA	381 451	609 688	248 809	428 075
	SINGAPORE	33 793	246 616	13 964	167 040
	MALAYSIA	4 200	5 995	4 800	6 232
	INDIA	9 402	239 923	24 135	637 525
	ISRAEL	5	1 370	30	8 465
	AUSTRALIA	1	95	18	842
	UNITED STATES	193 615	869 286	221 179	1 050 225
	MEXICO	395	12 988	587	25 214
	ARGENTINA	0	0	20	5 800
	BRAZIL	33	9 238	62	12 092
	UNITED KINGDOM	65 171	653 796	77 261	831 066
	NETHERLANDS	103	13 042	97	30 213
	FRANCE	1	87	693	6 683
	GERMANY, FED. REP. OF	187 024	430 377	188 534	394 412
	SWITZERLAND	4 064	576 982	3 291	977 018
	SPAIN	3 982	57 188	2 523	77 223
	HUNGARY	5	1 290	0	0
	ROMANIA	0	0	40	1 069
	SUB TOTAL	**906 313**	**3 984 851**	**822 672**	**5 010 840 ***
2912210000	**BENZALDEHYDE**				
51622	JAPAN	11	700	149	3 104
	CHINA	2 200	11 912	3 552	24 769
	SINGAPORE	54	1 962	5 547	26 388
	MALAYSIA	0	0	25	654
	INDIA	0	0	35	78
	UNITED STATES	39 483	159 868	23 311	84 634
	CANADA	0	0	1	216
	UNITED KINGDOM	220	862	220	877
	GERMANY, FED. REP. OF	72	1 535	93	2 381
	SWITZERLAND	22	2 653	1	167
	SPAIN	0	0	8 170	51 613
	SUB TOTAL	**42 062**	**179 492**	**41 104**	**194 881 ***
2912290000	**OTHER CYCLIC ALDEHYDES WITHOUT OTHEROXYGEN FUNCTION**				
51622	JAPAN	865	47 029	4 168	58 194
	TAIWAN	18 000	14 400	0	0
	CHINA	153 747	1 047 789	201 101	1 569 664
	SINGAPORE	57 793	1 851 864	6 766	909 895
	INDIA	144 190	896 768	440 569	2 440 369
	ISRAEL	310	6 576	0	0
	AUSTRALIA	68	1 153	0	0
	UNITED STATES	502 157	2 922 912	424 941	2 297 404
	MEXICO	0	0	2 090	16 264
	ARGENTINA	0	0	25	1 372
	BRAZIL	519	2 448	5 363	41 874
	UNITED KINGDOM	60 499	502 015	189 464	1 328 467
	NETHERLANDS	25	592	205	4 107
	FRANCE	798	52 899	3 490	72 660
	GERMANY, FED. REP. OF	432 034	3 980 664	734 219	5 666 642
	SWITZERLAND	12 455	412 138	18 379	2 178 737
	ITALY	600	558	0	0

http://www.bps.go.id

HS / SITC	COMMODITY DESCRIPTION / COUNTRY OF ORIGIN	JANUARY - DECEMBER 2015		JANUARY - DECEMBER 2016	
		NET WEIGHT (KG)	CIF VALUE (US$)	NET WEIGHT (KG)	CIF VALUE (US$)
	SPAIN	7 249	221 267	31 681	708 976
	ROMANIA	465	8 803	0	0
	SUB TOTAL	**1 391 774**	**11 969 875**	**2 062 461**	**17 294 625 ***
2912410000	**VANILLIN (4-HYDROXY-3-METHOXYBENZAL-DEHYDE)**				
51622	JAPAN	58	1 885	4	129
	CHINA	301 605	3 232 778	490 297	5 248 902
	SINGAPORE	20 444	170 062	6 467	72 791
	INDIA	0	0	18	6 263
	UNITED STATES	106 550	1 434 419	52 100	698 759
	FRANCE	45 000	617 550	79 909	1 157 813
	GERMANY, FED. REP. OF	18	558	25	576
	SWITZERLAND	241	157 948	56	71 199
	NORWAY	11 750	201 578	8 350	140 718
	SUB TOTAL	**485 666**	**5 816 778**	**637 226**	**7 397 150 ***
2912420000	**ETHYLVANILLIN (3-ETHOXY-4-HYDROXYBEN- ZALDEHYDE)**				
51622	KOREA, REPUBLIC OF	500	5 500	0	0
	CHINA	68 500	1 023 674	121 025	1 541 459
	SINGAPORE	1 351	18 252	7 894	115 135
	UNITED STATES	67 239	987 701	89 707	1 452 834
	FRANCE	1 800	36 145	700	15 143
	GERMANY, FED. REP. OF	211	9 200	0	0
	NORWAY	19 550	297 015	33 350	472 200
	SPAIN	200	3 052	550	8 512
	SUB TOTAL	**159 351**	**2 380 539**	**253 226**	**3 605 283 ***
2912490010	**ALDEHYDE-ALCOHOLS**				
51622	CHINA	2 856	47 414	6 450	64 842
	SINGAPORE	3	225	200	3 332
	INDIA	150	4 222	450	3 996
	AUSTRALIA	10	1 256	0	0
	UNITED STATES	0	0	13	1 115
	GERMANY, FED. REP. OF	46 443	110 064	37 899	105 471
	SWITZERLAND	100	1 619	0	0
	SPAIN	0	0	360	7 884
	SUB TOTAL	**49 562**	**164 800**	**45 372**	**186 640 ***
2912490090	**OTHER ALDEHYDE-ETHERS,ALDEHYDE-PHENOLS & ALDEHYDES WITH OTHER OXYGEN FUNCTION**				
51622	JAPAN	222	3 314	7	310
	TAIWAN	31	258	0	0
	CHINA	170 685	639 548	52 928	495 848
	SINGAPORE	2 837	110 974	2 803	125 819
	INDIA	14 459	99 663	11 165	95 383
	AUSTRALIA	3	657	10	373
	UNITED STATES	14 049	17 003	11 147	30 736
	UNITED KINGDOM	28	570	60	3 462
	NETHERLANDS	2	14 091	33	25 878
	FRANCE	3	33	137	9 368
	GERMANY, FED. REP. OF	57 679	147 216	72 729	217 278
	BELGIUM	1	61	0	0
	SWITZERLAND	115	24 291	386	45 763
	SPAIN	1 480	61 400	3 132	82 511
	SUB TOTAL	**261 594**	**1 119 079**	**154 537**	**1 132 729 ***
2912500000	**CYCLIC POLYMERS OF ALDEHYDES**				
51622	JAPAN	21 944	155 570	15 033	104 421
	SUB TOTAL	**21 944**	**155 570**	**15 033**	**104 421 ***
2912600000	**PARAFORMALDEHYDE**				
51622	JAPAN	64 012	65 945	128 000	120 640
	TAIWAN	3 748 995	2 983 298	3 239 498	2 168 570
	CHINA	1 440 000	1 102 613	67 000	43 480
	THAILAND	45 000	37 350	0	0
	INDIA	36 000	58 140	54 000	84 960
	SOUTH AFRICA	11 027	16 540	6 728	10 092
	UNITED STATES	48 000	42 080	48 000	32 640

http://www.bps.go.id

HS / SITC	COMMODITY DESCRIPTION / COUNTRY OF ORIGIN	JANUARY - DECEMBER 2015		JANUARY - DECEMBER 2016	
		NET WEIGHT (KG)	CIF VALUE (US$)	NET WEIGHT (KG)	CIF VALUE (US$)
	GERMANY, FED. REP. OF	262 504	221 989	206 265	145 692
	SPAIN	212 999	178 320	274 000	181 707
	SUB TOTAL	**5 868 537**	**4 706 275**	**4 023 491**	**2 787 781 ***
2913000000	**HALOGENATED,SULPHONATED,NITRATED ORNITROSATED DERIV. OF PRODUCTS OF HEAD. 2**				
51626	JAPAN	20	2 060	495	2 965
	TAIWAN	1	1 068	2	469
	CHINA	0	0	38 400	50 496
	SINGAPORE	2	36	0	0
	GERMANY, FED. REP. OF	4	178	11	354
	DENMARK	570	664	0	0
	SUB TOTAL	**597**	**4 006**	**38 908**	**54 284 ***
2914110000	**ACETONE**				
51623	JAPAN	490 033	220 515	15	243
	KOREA, REPUBLIC OF	1 337 844	735 364	466 286	438 783
	TAIWAN	89 600	89 192	115 200	77 816
	THAILAND	649 817	587 459	0	0
	SINGAPORE	14 727 071	9 786 373	16 740 201	9 499 932
	SOUTH AFRICA	1 483 639	1 293 667	1 477 570	958 690
	TOKELAU	18 180	15 617	0	0
	UNITED STATES	1	72	212	2 180
	GERMANY, FED. REP. OF	4 915	55 126	7 862	84 890
	SUB TOTAL	**18 801 100**	**12 783 385**	**18 807 346**	**11 062 534 ***
2914120000	**BUTANONE (METHYL ETHYL KETONE)**				
51624	JAPAN	12 349 877	12 399 407	10 961 521	8 112 271
	KOREA, REPUBLIC OF	38 445	69 944	0	0
	TAIWAN	381 721	560 331	342 359	433 740
	CHINA	18 575 274	17 869 373	18 444 410	13 836 751
	SINGAPORE	49 686	217 302	37 596	118 320
	SOUTH AFRICA	0	0	1 522 583	992 157
	UNITED STATES	0	0	5	261
	UNITED KINGDOM	17 376	27 415	2 373	2 301
	GERMANY, FED. REP. OF	1 354	8 211	465	14 573
	SWITZERLAND	1	15	0	0
	SUB TOTAL	**31 413 734**	**31 151 998**	**31 311 312**	**23 510 374 ***
2914130000	**4-METHYLPENTAN-2-ONE (METHYL ISOBUTHYLKETONE)**				
51625	JAPAN	3 018 713	3 567 820	2 521 896	2 448 822
	KOREA, REPUBLIC OF	102 150	161 694	44 330	50 073
	CHINA	12 800	18 816	0	0
	SINGAPORE	1 477	2 728	1 231	4 356
	MALAYSIA	16 000	19 140	0	0
	SAUDI ARABIA	55	59	0	0
	SOUTH AFRICA	111 890	142 312	156 049	150 185
	UNITED STATES	83	853	0	0
	GERMANY, FED. REP. OF	505	8 717	382	14 983
	SUB TOTAL	**3 263 673**	**3 922 139**	**2 723 888**	**2 668 419 ***
2914190000	**OTHER ACYCLIC KETONES WITHOUT OTHEROXYGEN FUNCTION**				
51625	JAPAN	75 345	328 923	79 596	344 537
	HONG KONG	15	773	0	0
	KOREA, REPUBLIC OF	5 747	21 107	16 576	41 201
	TAIWAN	15 483	45 474	0	0
	CHINA	7 273	64 816	34 593	164 912
	SINGAPORE	277	19 574	6 478	156 759
	MALAYSIA	599	86 506	172	33 106
	INDIA	899	9 021	445	5 513
	ISRAEL	2	30	0	0
	SOUTH AFRICA	4	158	286	6 867
	AUSTRALIA	6	1 077	7	6 856
	UNITED STATES	40 147	149 263	49 708	150 512
	UNITED KINGDOM	2 854	124 959	3 919	325 826
	NETHERLANDS	0	0	380	21 271
	FRANCE	203	5 810	158	10 483
	GERMANY, FED. REP. OF	1 557	223 903	992	34 198
	SWITZERLAND	827	52 465	768	54 013

http://www.bps.go.id

HS / SITC	COMMODITY DESCRIPTION / COUNTRY OF ORIGIN	JANUARY - DECEMBER 2015		JANUARY - DECEMBER 2016	
		NET WEIGHT (KG)	CIF VALUE (US$)	NET WEIGHT (KG)	CIF VALUE (US$)
	SPAIN	496	4 451	6	150
	SUB TOTAL	**151 734**	**1 138 310**	**194 084**	**1 356 204 ***
2914220000	**CYCLOHEXANONE AND METHYLCYCLOHEXANONES**				
51628	JAPAN	60 800	73 568	4	25
	KOREA, REPUBLIC OF	0	0	247 490	286 271
	TAIWAN	759 799	1 149 487	1 216 000	1 532 963
	CHINA	2 585 361	3 846 585	2 659 050	3 234 093
	SINGAPORE	17 652	49 000	4 197	55 906
	UNITED STATES	427	440	304	345
	NETHERLANDS	167 199	263 720	7 600	171 292
	GERMANY, FED. REP. OF	136 957	181 733	1	82
	ITALY	486 400	695 096	0	0
	SUB TOTAL	**4 214 595**	**6 259 629**	**4 134 646**	**5 280 977 ***
2914230000	**IONONES AND METHYLIONONES**				
51628	JAPAN	8	764	1	3
	CHINA	4 792	146 231	5 343	162 593
	SINGAPORE	9 319	112 010	2 519	95 038
	INDIA	8 145	85 789	50 185	575 881
	AUSTRALIA	6	238	10	243
	UNITED STATES	138	9 956	84	17 126
	MEXICO	0	0	100	2 000
	UNITED KINGDOM	10	323	30	1 362
	NETHERLANDS	0	0	1	119
	FRANCE	14	144	2	142
	GERMANY, FED. REP. OF	46 360	396 467	88 592	651 689
	SWITZERLAND	127 661	1 491 602	164 511	1 771 506
	SPAIN	1 945	43 614	2 684	49 222
	BELARUS	0	0	1	2
	SUB TOTAL	**198 398**	**2 287 138**	**314 063**	**3 326 926 ***
2914291000	**CAMPHOR**				
51627	JAPAN	409	24 709	0	0
	CHINA	336 050	1 262 905	448 016	1 450 755
	THAILAND	0	0	2	32
	SINGAPORE	15 002	56 752	1	50
	INDIA	11 705	110 012	8 500	77 302
	UNITED STATES	1 800	16 866	1	241
	FRANCE	647	28 625	20	1 418
	GERMANY, FED. REP. OF	1	20	2	51
	SWITZERLAND	32	5 231	20	1 034
	SPAIN	20	1 648	0	0
	SUB TOTAL	**365 666**	**1 506 768**	**456 562**	**1 530 883 ***
2914299000	**OTHER CYCLANIC, CYCLENIC OR CYCLOTERPEPENIC KETONES WITHOUT OTH. OXYGEN FUNC.**				
51628	JAPAN	399	52 508	491	58 936
	KOREA, REPUBLIC OF	13 795	40 335	21 841	76 944
	CHINA	967 167	10 039 376	1 076 835	8 881 268
	SINGAPORE	2 152	179 130	9 546	237 893
	INDIA	152 721	1 258 476	241 716	2 145 367
	ISRAEL	174	33 825	202	135 573
	AUSTRALIA	10	1 442	5	1 425
	UNITED STATES	962	46 900	1 788	79 210
	MEXICO	21 200	345 555	31 551	478 223
	UNITED KINGDOM	1 148	227 024	1 064	209 531
	NETHERLANDS	78	4 638	110	61 519
	FRANCE	24 971	691 011	30 090	975 238
	GERMANY, FED. REP. OF	1 101	212 445	2 073	298 756
	SWITZERLAND	5 249	1 429 232	8 230	2 486 143
	SPAIN	18 837	609 273	7 655	427 863
	SLOVENIA	0	0	2	67
	SUB TOTAL	**1 209 964**	**15 171 170**	**1 433 199**	**16 553 956 ***
2914390000	**OTHER AROMATIC KETONES WITHOUT OTHEROXYGEN FUNCTION**				
51629	JAPAN	3 100	201 602	1 840	117 807
	HONG KONG	700	7 650	250	5 500
	KOREA, REPUBLIC OF	50	251	175	805

http://www.bps.go.id

HS / SITC	COMMODITY DESCRIPTION / COUNTRY OF ORIGIN	JANUARY - DECEMBER 2015		JANUARY - DECEMBER 2016	
		NET WEIGHT (KG)	CIF VALUE (US$)	NET WEIGHT (KG)	CIF VALUE (US$)
	TAIWAN	100	1 200	1 192	6 292
	CHINA	348 204	956 527	291 397	953 613
	SINGAPORE	1 009	22 861	690	10 131
	MALAYSIA	0	0	1 597	12 742
	INDIA	11 617	146 623	1 180	18 301
	UNITED STATES	1	482	21	701
	MEXICO	0	0	100	1 500
	UNITED KINGDOM	0	0	11	9 785
	NETHERLANDS	2 490	55 068	3 881	69 013
	FRANCE	7 466	37 333	18 900	109 603
	GERMANY, FED. REP. OF	1 149	12 950	2 017	16 564
	SWITZERLAND	60	9 016	98	14 400
	ITALY	15	1 775	0	0
	SPAIN	2 355	45 782	32	1 668
	SUB TOTAL	**378 316**	**1 499 120**	**323 381**	**1 348 425 ***
2914400000	**KETONE-ALCOHOLS AND KETONE-ALDEHYDES**				
51629	JAPAN	116 437	1 140 229	38 576	558 663
	HONG KONG	75	827	325	2 695
	KOREA, REPUBLIC OF	18 000	81 165	12 800	53 760
	TAIWAN	202 798	288 366	188 635	235 924
	CHINA	104 999	383 100	210 248	846 788
	THAILAND	0	0	158	592
	SINGAPORE	21	1 060	224	3 213
	INDIA	93 825	136 794	426	5 405
	AUSTRALIA	904	5 173	944	2 821
	UNITED STATES	6 305	114 488	14 479	391 530
	UNITED KINGDOM	0	0	10	138
	FRANCE	40	4 089	46 868	60 667
	GERMANY, FED. REP. OF	121	11 302	7 066	142 500
	SWITZERLAND	296	19 384	2 542	132 149
	IRELAND	0	0	50	6 931
	SPAIN	50	546	0	0
	SUB TOTAL	**543 871**	**2 186 523**	**523 351**	**2 443 776 ***
2914500000	**KETONE-PHENOLS & KETONES WITHOUT OTHEROXYGEN FUNCTION**				
51629	JAPAN	117	24 666	53	2 335
	KOREA, REPUBLIC OF	2 476	21 370	3 286	39 620
	TAIWAN	0	0	800	6 240
	CHINA	64 054	1 034 298	112 618	1 414 881
	THAILAND	6 050	8 605	0	0
	SINGAPORE	35 038	375 713	15 259	201 402
	INDIA	114 450	1 530 429	133 015	1 284 281
	TURKEY	0	0	1 800	17 964
	SAO TOME AND PRINCIPE	0	0	250	2 773
	AUSTRALIA	0	0	10	267
	UNITED STATES	550	58 680	1 261	143 243
	CANADA	775	24 130	0	0
	MEXICO	15	771	20	1 052
	UNITED KINGDOM	6	1 537	685	28 907
	FRANCE	217	3 184	6 812	189 284
	GERMANY, FED. REP. OF	600	15 748	1 016	24 144
	BELGIUM	21 540	574 364	0	0
	SWITZERLAND	55 395	632 817	55	6 439
	SPAIN	150	52 500	626	117 694
	SUB TOTAL	**301 433**	**4 358 812**	**277 566**	**3 480 526 ***
2914610000	**ANTHRAQUINONE**				
51629	KOREA, REPUBLIC OF	0	0	16 000	33 440
	CHINA	106 000	303 428	119 980	452 784
	INDIA	0	0	31	754
	GERMANY, FED. REP. OF	0	0	1	14
	SUB TOTAL	**106 000**	**303 428**	**136 012**	**486 992 ***
2914690000	**OTHER QUINONES**				
51629	JAPAN	666	155 816	962	224 580
	KOREA, REPUBLIC OF	14	7 387	40	64 400
	CHINA	13 525	412 669	5 464	383 308
	SINGAPORE	1 645	10 710	4	262

http://www.bps.go.id

HS / SITC	COMMODITY DESCRIPTION / COUNTRY OF ORIGIN	JANUARY - DECEMBER 2015		JANUARY - DECEMBER 2016	
		NET WEIGHT (KG)	CIF VALUE (US$)	NET WEIGHT (KG)	CIF VALUE (US$)
	INDIA	65	2 635	0	0
	ISRAEL	0	0	12	479
	UNITED STATES	0	0	12	2 353
	GERMANY, FED. REP. OF	3	606	261	52 762
	BELGIUM	2	85	0	0
	SWITZERLAND	101	37 580	300	40 242
	ITALY	0	0	42	2 933
	SPAIN	0	0	56	2 580
	ICELAND	212	4 606	0	0
	SUB TOTAL	**16 233**	**632 094**	**7 153**	**773 899 ***
2914700000	**HALOGENATED, SULPHONATED, NITRATED ORNITROSATED DERIVATIVES**				
51629	JAPAN	105	4 515	0	0
	KOREA, REPUBLIC OF	75	3 825	100	4 803
	CHINA	36 400	459 845	80 042	1 229 449
	SINGAPORE	53	1 453	6	350
	INDIA	365	8 047	1 814	30 067
	TURKEY	5 000	48 000	3 000	24 450
	AUSTRALIA	2	68	0	0
	UNITED STATES	2	740	8	3 437
	BRAZIL	57 600	64 499	71 850	73 446
	UNITED KINGDOM	75	31 586	0	0
	GERMANY, FED. REP. OF	15	1 196	2 653	23 341
	BELGIUM	1	136	0	0
	SWITZERLAND	0	0	88	13 961
	ITALY	510	5 834	510	6 109
	SPAIN	75	2 486	80	1 420
	SUB TOTAL	**100 278**	**632 230**	**160 151**	**1 410 833 ***
2915110000	**FORMIC ACID**				
51374	JAPAN	21 331	51 450	46 343	130 207
	TAIWAN	200	420	400	816
	CHINA	2 673 098	1 632 666	5 940 963	3 216 079
	SINGAPORE	136	4 254	426	731
	INDIA	0	0	84	800
	UNITED STATES	15	1 651	38 305	20 103
	NETHERLANDS	288 000	169 800	24 000	13 748
	GERMANY, FED. REP. OF	121 308	63 035	625	19 401
	SWITZERLAND	51	287	0	0
	FINLAND	41 471	44 790	82 944	73 613
	SUB TOTAL	**3 145 610**	**1 968 353**	**6 134 090**	**3 475 498 ***
2915120000	**SALTS OF FORMIC ACID**				
51374	JAPAN	285	1 585	475	2 643
	KOREA, REPUBLIC OF	0	0	1	17
	TAIWAN	719 997	240 840	580 000	167 400
	CHINA	697 814	567 627	728 067	663 549
	SINGAPORE	347	4 650	88	1 092
	INDIA	8 000	4 160	0	0
	UNITED STATES	54 044	119 243	0	0
	FRANCE	36 000	56 160	54 000	84 240
	GERMANY, FED. REP. OF	13 216	28 670	12 551	36 599
	SPAIN	0	0	40 000	15 600
	SUB TOTAL	**1 529 703**	**1 022 935**	**1 415 182**	**971 140 ***
2915130000	**ESTERS OF FORMIC ACID**				
51374	JAPAN	814	10 527	464	5 402
	HONG KONG	14 460	46 607	74 330	221 801
	KOREA, REPUBLIC OF	182 400	535 040	197 650	591 535
	CHINA	710	9 896	16 905	19 982
	SINGAPORE	4	312	59	1 815
	MALAYSIA	0	0	10	143
	INDIA	2	624	17	201
	AUSTRALIA	1	36	0	0
	UNITED STATES	33	3 860	55 563	159 895
	MEXICO	10	100	16	333
	UNITED KINGDOM	851	6 004	510	3 943
	FRANCE	859	26 867	790	23 154
	GERMANY, FED. REP. OF	10 954	112 306	22 958	116 090

http://www.bps.go.id

HS / SITC	COMMODITY DESCRIPTION / COUNTRY OF ORIGIN	JANUARY - DECEMBER 2015		JANUARY - DECEMBER 2016	
		NET WEIGHT (KG)	CIF VALUE (US$)	NET WEIGHT (KG)	CIF VALUE (US$)
	SWITZERLAND	230	12 923	302	15 189
	SPAIN	538	27 066	503	28 399
	SUB TOTAL	**211 866**	**792 168**	**370 077**	**1 187 882 ***
2915210000	**ACETIC ACID**				
51371	JAPAN	1 198 895	414 874	744	5 779
	HONG KONG	16	643	0	0
	KOREA, REPUBLIC OF	1 757 020	1 146 545	2 049 697	1 001 868
	TAIWAN	708 389	497 831	376 636	249 168
	CHINA	1 106 387	425 106	249 460	100 290
	THAILAND	7 443	29 540	7 010	37 380
	SINGAPORE	28 099 511	12 141 793	33 755 556	10 522 999
	PHILIPPINES	916	2 027	0	0
	MALAYSIA	50 361 629	21 990 187	22 967 802	7 072 884
	INDIA	34	265	5 314	5 280
	UNITED STATES	1 162	12 111	811	11 305
	MEXICO	0	0	113	778
	UNITED KINGDOM	375	3 206	1 040	9 727
	GERMANY, FED. REP. OF	19 219	158 769	32 562	225 794
	BELGIUM	2	57	0	0
	SUB TOTAL	**83 260 998**	**36 822 954**	**59 446 745**	**19 243 252 ***
2915240000	**ACETIC ANHYDRIDE**				
51377	JAPAN	17 160	32 604	17 160	32 604
	TAIWAN	1 145	3 435	345	1 035
	SINGAPORE	2 940	8 379	22 050	45 360
	UNITED STATES	114 069	196 263	132 930	226 643
	UNITED KINGDOM	0	0	7	546
	GERMANY, FED. REP. OF	529	7 880	939	21 550
	BELGIUM	11	735	0	0
	SUB TOTAL	**135 854**	**249 296**	**173 431**	**327 738 ***
2915291000	**SODIUM ACETATE; COBALT ACETATES**				
51371	JAPAN	233 339	227 097	233 920	242 585
	KOREA, REPUBLIC OF	0	0	144	1 224
	TAIWAN	26 000	253 890	10 000	87 260
	CHINA	158 171	277 208	218 858	227 796
	INDIA	573	1 654	1	41
	UNITED STATES	2	84	67	533
	CANADA	33 000	68 730	51 740	101 948
	UNITED KINGDOM	38 400	67 200	115 200	193 152
	NETHERLANDS	2 000	7 681	500	270
	GERMANY, FED. REP. OF	4 543	72 677	1 360	46 752
	CZECH REPUBLIC	12 000	17 414	12 000	17 512
	SUB TOTAL	**508 028**	**993 635**	**643 790**	**919 073 ***
2915299000	**OTHER ACETIC ACID AND ITS SALTS**				
51371	JAPAN	103 092	312 666	158 648	457 951
	KOREA, REPUBLIC OF	65 960	202 841	30 281	98 270
	TAIWAN	597 197	1 189 256	377 746	809 999
	CHINA	749 758	2 030 132	817 473	2 110 188
	THAILAND	397 380	1 143 652	196 640	889 696
	SINGAPORE	35	3 215	63	3 078
	MALAYSIA	37 679 822	2 162 225	31 618 075	968 354
	INDIA	68 945	120 490	82 160	180 085
	ISRAEL	614	15 673	200	4 965
	AUSTRALIA	19	379	54	318
	UNITED STATES	8 806	125 253	1 693	22 808
	UNITED KINGDOM	2	632	0	0
	NETHERLANDS	1 850	7 045	8 750	30 781
	FRANCE	25	1 407	0	0
	GERMANY, FED. REP. OF	3 208	84 694	2 729	66 961
	BELGIUM	703	4 359	1 641	10 928
	SWITZERLAND	66	8 238	27	3 392
	ITALY	500	4 775	600	6 351
	CZECH REPUBLIC	25	2 142	17	1 474
	SUB TOTAL	**39 678 007**	**7 419 074**	**33 296 797**	**5 665 599 ***

http://www.bps.go.id

HS / SITC	COMMODITY DESCRIPTION / COUNTRY OF ORIGIN	JANUARY - DECEMBER 2015		JANUARY - DECEMBER 2016	
		NET WEIGHT (KG)	CIF VALUE (US$)	NET WEIGHT (KG)	CIF VALUE (US$)
2915310000	**ETHYL ACETATE**				
51372	JAPAN	7 252	36 611	2 981	22 276
	TAIWAN	108 366	162 406	46 174	50 079
	CHINA	42 301 040	35 630 047	49 887 937	33 405 009
	SINGAPORE	27 984 147	22 551 285	29 695 418	20 436 004
	MALAYSIA	1 085 425	1 789 608	794 381	1 297 488
	INDIA	155 988	245 653	336	1 591
	SOUTH AFRICA	0	0	326	1 094
	AUSTRALIA	2 160	17 645	1 137	9 506
	UNITED STATES	2 941	22 452	2 360	22 111
	FRANCE	0	0	14	13
	GERMANY, FED. REP. OF	2 223	53 614	2 349	56 068
	SWITZERLAND	155	1 390	110	1 917
	ITALY	0	0	12	140
	POLAND	0	0	92	309
	SUB TOTAL	**71 649 697**	**60 510 711**	**80 433 627**	**55 303 605 ***
2915320000	**VINYL ACETATE**				
51372	JAPAN	0	0	1 000 684	830 568
	HONG KONG	501 479	393 661	0	0
	TAIWAN	1 006 738	982 182	23 500	42 310
	CHINA	7 953 102	6 781 540	13 780 050	11 121 411
	SINGAPORE	30 740 512	27 871 815	35 185 880	27 495 649
	SAUDI ARABIA	5 263 571	4 917 004	0	0
	GERMANY, FED. REP. OF	3	41	4	74
	SUB TOTAL	**45 465 405**	**40 946 243**	**49 990 118**	**39 490 012 ***
2915330000	**N-BUTYL ACETATE**				
51372	JAPAN	506	3 144	510	2 570
	TAIWAN	47 218	57 230	5 003	8 275
	CHINA	2 676 271	2 544 413	202 230	176 381
	SINGAPORE	5 258 603	4 654 383	7 115 064	4 958 422
	MALAYSIA	3 424 592	3 198 542	4 707 706	3 341 692
	INDIA	0	0	20	1 024
	AUSTRALIA	10	124	0	0
	UNITED STATES	45 227	104 724	63 842	121 910
	UNITED KINGDOM	20	167	0	0
	NETHERLANDS	0	0	1 620	6 394
	FRANCE	0	0	5	805
	GERMANY, FED. REP. OF	2 010	12 094	634	2 092
	BELGIUM	0	0	958	3 150
	SWITZERLAND	700	3 808	703	3 865
	ITALY	0	0	4	2
	SUB TOTAL	**11 455 157**	**10 578 629**	**12 098 299**	**8 626 582 ***
2915360000	**DINOSEB (ISO) ACETATE**				
51372	JAPAN	1 200	6 540	1 200	6 540
	SUB TOTAL	**1 200**	**6 540**	**1 200**	**6 540 ***
2915391000	**ISOBUTYL ACETATE**				
51372	JAPAN	52 050	210 030	8 514	53 773
	TAIWAN	34 480	41 319	134 480	99 760
	CHINA	125 800	133 818	124 514	132 343
	SINGAPORE	3	144	472	7 740
	MALAYSIA	0	0	540	1 944
	INDIA	0	0	65 200	110 323
	UNITED STATES	4 332	42 769	43 728	69 021
	BRAZIL	0	0	16 000	22 400
	UNITED KINGDOM	1 068	3 599	1 969	6 803
	GERMANY, FED. REP. OF	7	2 829	0	0
	SUB TOTAL	**217 740**	**434 508**	**395 417**	**504 107 ***
2915392000	**2-ETHOXYETHYL ACETATE**				
51372	JAPAN	200	794	0	0
	CHINA	10 347	11 585	0	0
	SINGAPORE	2 488	2 773	11 196	10 370
	INDIA	380	1 558	4 183	16 379
	UNITED STATES	402	2 230	0	0

http://www.bps.go.id

HS / SITC	COMMODITY DESCRIPTION / COUNTRY OF ORIGIN	JANUARY - DECEMBER 2015		JANUARY - DECEMBER 2016	
		NET WEIGHT (KG)	CIF VALUE (US$)	NET WEIGHT (KG)	CIF VALUE (US$)
	GERMANY, FED. REP. OF	0	0	1	37
	AUSTRIA	20	791	0	0
	SPAIN	180	2 388	0	0
	SUB TOTAL	**14 017**	**22 119**	**15 380**	**26 786 ***
2915399000	**OTHER ESTERS OF ACETIC ACID**				
51372	JAPAN	893 225	1 538 183	1 997 681	2 587 897
	HONG KONG	0	0	480	1 785
	KOREA, REPUBLIC OF	5	90	9 840	24 440
	TAIWAN	239 561	269 465	1 251 753	1 362 401
	CHINA	11 481 589	18 850 535	11 742 038	18 105 338
	THAILAND	9 200	28 112	8 817	10 848
	SINGAPORE	178 343	1 202 131	119 437	488 547
	PHILIPPINES	2 200	237 600	0	0
	MALAYSIA	16 050	27 632	2 928	1 473
	INDIA	1 792 471	4 924 520	1 366 655	3 925 588
	AUSTRALIA	207	2 192	116	2 067
	UNITED STATES	256 171	680 634	599 154	1 219 941
	CANADA	1 829	14 088	0	0
	MEXICO	511	5 146	461	11 170
	ARGENTINA	51	2 642	0	0
	BRAZIL	477 509	639 450	1 019 240	1 233 983
	PARAGUAY	0	0	5	169
	UNITED KINGDOM	384 065	964 884	464 952	1 012 706
	NETHERLANDS	3 726	23 816	1 335	7 620
	FRANCE	44 538	657 680	53 317	947 156
	GERMANY, FED. REP. OF	63 212	636 380	88 057	924 030
	BELGIUM	0	0	172	182
	SWITZERLAND	38 828	416 978	9 960	176 334
	SWEDEN	100	1 000	0	0
	ITALY	67	487	63	661
	SPAIN	21 674	229 141	25 840	263 687
	ROMANIA	0	0	50	1 895
	SUB TOTAL	**15 905 132**	**31 352 786**	**18 762 351**	**32 309 918 ***
2915400000	**MONO-, DI- OR TRICHLOROACETIC ACIDS,THEIR SALTS AND ESTERS**				
51377	JAPAN	1 056 750	1 265 432	1 073 750	1 231 367
	HONG KONG	250	2 800	0	0
	KOREA, REPUBLIC OF	250	332	81	332
	CHINA	869 000	642 930	1 281 075	780 010
	SINGAPORE	484	2 776	243	1 939
	INDIA	88 999	93 080	100 000	98 600
	GERMANY, FED. REP. OF	11 436	78 753	1 950	47 097
	SUB TOTAL	**2 027 169**	**2 086 103**	**2 457 099**	**2 159 345 ***
2915500000	**PROPIONIC ACIDS, ITS SALTS AND ESTERS**				
51377	JAPAN	119 573	910 324	68 247	564 690
	HONG KONG	425	9 350	250	5 500
	KOREA, REPUBLIC OF	990	7 740	0	0
	TAIWAN	34 095	454 695	26 890	367 426
	CHINA	705 750	1 249 730	749 152	1 262 136
	SINGAPORE	108	8 802	275	22 240
	MALAYSIA	33 610	47 295	2 100	1 056
	INDIA	27 000	73 315	32 611	70 364
	SOUTH AFRICA	48 000	99 600	96 000	191 400
	AUSTRALIA	4 584	11 905	0	0
	UNITED STATES	837 900	1 722 835	551 874	1 134 937
	CANADA	269 860	558 378	518 422	1 035 480
	MEXICO	15 205	52 338	250	2 172
	UNITED KINGDOM	17 304	82 914	8 270	75 389
	NETHERLANDS	2 235 569	3 752 497	2 693 675	4 206 727
	FRANCE	66	4 151	29	5 617
	GERMANY, FED. REP. OF	79 199	145 624	12 971	53 991
	BELGIUM	288 000	401 400	234 000	315 900
	SWITZERLAND	2 143	184 123	5 051	727 644
	FINLAND	63 000	103 426	98 625	200 325
	ITALY	53 700	97 392	40 800	67 992
	SPAIN	1 490	14 466	3	177
	HUNGARY	5	1 113	0	0

http://www.bps.go.id

HS / SITC	COMMODITY DESCRIPTION / COUNTRY OF ORIGIN	JANUARY - DECEMBER 2015		JANUARY - DECEMBER 2016	
		NET WEIGHT (KG)	CIF VALUE (US$)	NET WEIGHT (KG)	CIF VALUE (US$)
	SUB TOTAL	**4 837 576**	**9 993 413**	**5 139 495**	**10 311 163 ***
2915600000	**BUTANOIC ACIDS, PENTANOIC ACIDS, THEIRSALTS AND ESTERS**				
51375	JAPAN	269 848	660 748	189 112	467 276
	TAIWAN	69 600	111 880	59 400	88 022
	CHINA	631 525	1 807 569	1 286 438	3 372 271
	THAILAND	20 000	42 746	5 000	13 969
	SINGAPORE	2 646 007	5 345 967	2 260 294	4 023 890
	MALAYSIA	154	182	117 006	203 639
	INDIA	12 758	53 821	22 554	97 116
	SOUTH AFRICA	0	0	6	246
	AUSTRALIA	7	224	150	1 534
	UNITED STATES	885 464	1 661 865	778 193	1 653 959
	MEXICO	4 606	31 365	36 212	175 213
	ARGENTINA	1	21	0	0
	UNITED KINGDOM	67 200	332 102	53 217	290 422
	FRANCE	26 489	111 335	103 337	357 873
	GERMANY, FED. REP. OF	32 236	182 175	62 727	348 654
	BELGIUM	1 340 200	1 461 844	1 293 235	1 391 020
	SWITZERLAND	1 499	44 172	2 457	91 090
	SWEDEN	0	0	16 800	25 704
	SPAIN	227	7 355	3 487	15 451
	SLOVENIA	0	0	6 000	21 076
	RUSSIA FEDERATION	0	0	200	2 754
	SUB TOTAL	**6 007 821**	**11 855 371**	**6 295 825**	**12 641 179 ***
2915701000	**PALMITIC ACID, ITS SALTS AND ESTERS**				
51376	JAPAN	272 310	404 530	743 931	1 051 824
	HONG KONG	3 900	4 368	0	0
	KOREA, REPUBLIC OF	49 324	230 945	42 822	167 245
	TAIWAN	21 935	232 982	25 732	171 489
	CHINA	41 686	87 413	55 894	78 635
	THAILAND	3 150	17 987	2 100	12 705
	SINGAPORE	33 680	100 523	31 225	75 070
	MALAYSIA	3 070 173	4 516 891	2 316 548	3 342 166
	INDIA	1 102	2 087	108 640	204 840
	IRAN (ISLAMIC REPUBLIC OF)	229 140	282 534	0	0
	UNITED STATES	3 030	68 615	32 863	177 307
	CANADA	235	19 008	90	5 510
	BRAZIL	75	513	100	1 034
	UNITED KINGDOM	0	0	42	3 373
	FRANCE	4 374	56 416	3 175	54 646
	GERMANY, FED. REP. OF	15 417	59 834	11 364	38 369
	BELGIUM	0	0	2 160	8 532
	SWITZERLAND	25	726	51	1 424
	DENMARK	105 000	183 200	0	0
	SWEDEN	0	0	2	232
	ITALY	7 500	16 763	0	0
	SUB TOTAL	**3 862 056**	**6 285 335**	**3 376 739**	**5 394 401 ***
2915702000	**STEARIC ACID**				
51376	JAPAN	39 545	196 703	37 201	248 615
	KOREA, REPUBLIC OF	55 428	134 587	69 433	128 174
	TAIWAN	22 327	72 126	15 072	22 933
	CHINA	127 870	175 493	139 799	219 451
	THAILAND	32 000	40 565	0	0
	SINGAPORE	258 814	440 813	160 784	259 645
	MALAYSIA	485 295	578 025	481 197	558 805
	INDIA	1 735 250	178 736	374 843	621 540
	UNITED STATES	28 351	99 802	3 713	29 522
	NETHERLANDS	5	111	5	44
	FRANCE	10 495	519 839	9 086	406 112
	GERMANY, FED. REP. OF	5 836	31 751	47 649	150 750
	ITALY	101 700	113 646	40 000	51 400
	SUB TOTAL	**2 902 916**	**2 582 197**	**1 378 782**	**2 696 991 ***
2915703000	**SALTS AND ESTERS OF STEARIC ACID**				
51376	JAPAN	85 342	233 367	43 862	192 538
	HONG KONG	1 000	1 460	6 000	8 760
	KOREA, REPUBLIC OF	605 071	1 295 225	524 912	1 097 790

http://www.bps.go.id

HS / SITC	COMMODITY DESCRIPTION / COUNTRY OF ORIGIN	JANUARY - DECEMBER 2015		JANUARY - DECEMBER 2016	
		NET WEIGHT (KG)	CIF VALUE (US$)	NET WEIGHT (KG)	CIF VALUE (US$)
	TAIWAN	73 509	185 760	56 080	149 020
	CHINA	212 992	362 215	430 420	524 640
	THAILAND	3 975	6 957	58 417	86 084
	SINGAPORE	1 926 008	3 399 851	1 411 494	2 276 250
	PHILIPPINES	11 000	21 600	25 750	42 998
	MALAYSIA	2 031 627	2 830 879	1 719 919	2 257 787
	INDIA	292 670	536 162	254 875	415 128
	AUSTRALIA	0	0	1 250	2 904
	UNITED STATES	18 697	158 272	39 352	255 899
	CANADA	1 533	33 616	987	21 180
	UNITED KINGDOM	1 225	10 941	2 725	17 268
	NETHERLANDS	42 180	184 384	22 930	93 812
	FRANCE	869	15 769	1 719	19 728
	GERMANY, FED. REP. OF	88 473	218 242	47 012	157 891
	AUSTRIA	125	229	100	223
	BELGIUM	3 040	7 042	0	0
	SWITZERLAND	0	0	100	3 150
	DENMARK	0	0	40	400
	ITALY	3 085	27 982	6 435	41 509
	SPAIN	6 300	30 493	5 558	26 249
	ICELAND	2	40	0	0
	SUB TOTAL	**5 408 723**	**9 560 486**	**4 659 937**	**7 691 208 ***
2915901000	**ACETYL CHLORIDE**				
51377	JAPAN	15 630	124 974	33 716	205 278
	CHINA	7 925	49 863	2 789	14 433
	THAILAND	0	0	91	349
	SINGAPORE	27 716	89 620	670	10 286
	MALAYSIA	96 936	192 674	104 900	208 868
	INDIA	180	4 188	1 762	4 870
	AUSTRALIA	4	307	0	0
	UNITED STATES	254 529	628 162	80 514	297 095
	MEXICO	50	975	0	0
	UNITED KINGDOM	266	6 606	230	3 572
	FRANCE	366	7 860	265	8 847
	GERMANY, FED. REP. OF	2 027	11 606	2 248	11 683
	SWITZERLAND	160	4 661	0	0
	SPAIN	0	0	200	2 546
	SUB TOTAL	**405 789**	**1 121 496**	**227 385**	**767 827 ***
2915902000	**LAURIC ACID, MYRISTIC ACID, THEIR SALTSAND ESTERS**				
51377	JAPAN	104 811	747 262	167 409	1 182 963
	KOREA, REPUBLIC OF	180	1 275	2 172	14 458
	TAIWAN	180	2 115	0	0
	CHINA	45 044	207 750	1 199 922	1 473 797
	THAILAND	103 360	112 797	15 488	16 929
	SINGAPORE	21 075	124 367	12 986	65 361
	MALAYSIA	7 351 429	9 369 845	4 171 327	6 098 748
	INDIA	8 000	22 250	3 232	8 105
	ISRAEL	0	0	700	2 687
	AUSTRALIA	28	318	0	0
	UNITED STATES	30 320	428 320	33 443	423 328
	MEXICO	0	0	180	1 368
	UNITED KINGDOM	1 368	12 536	208	3 023
	NETHERLANDS	0	0	6 640	29 601
	FRANCE	9 161	86 300	10 392	93 903
	GERMANY, FED. REP. OF	7 433	28 229	6 742	48 349
	AUSTRIA	40	136	0	0
	BELGIUM	50	593	50	449
	SWITZERLAND	0	0	441	31 184
	SWEDEN	0	0	2	396
	ITALY	12 540	15 281	20 990	29 586
	SPAIN	1	86	7 700	18 762
	SUB TOTAL	**7 695 020**	**11 159 460**	**5 660 024**	**9 542 997 ***
2915909000	**OTH SATURATED ACYCLIC MONOCARBOXYLICACID AND THEIR ANHYDRIDES, HALIDES, PERO**				
51377	JAPAN	456 007	1 019 680	340 604	897 855
	KOREA, REPUBLIC OF	967 760	3 598 150	895 900	3 277 105
	TAIWAN	1 190	30 476	1 245	52 540
	CHINA	779 120	2 023 113	1 133 825	2 629 224

http://www.bps.go.id

HS / SITC	COMMODITY DESCRIPTION / COUNTRY OF ORIGIN	JANUARY - DECEMBER 2015		JANUARY - DECEMBER 2016	
		NET WEIGHT (KG)	CIF VALUE (US$)	NET WEIGHT (KG)	CIF VALUE (US$)
	SINGAPORE	550	28 421	32 396	391 362
	PHILIPPINES	0	0	7 200	35 640
	MALAYSIA	46 383	195 161	107 119	466 974
	INDIA	290 502	1 123 793	611 175	2 064 153
	SRI LANKA	0	0	425	3 000
	SOUTH AFRICA	15 391	39 482	0	0
	AUSTRALIA	0	0	5	54
	UNITED STATES	28 754	197 433	9 306	166 944
	MEXICO	390	3 254	1 020	10 250
	BRAZIL	0	0	50	416
	PUERTO RICO	1 852	293 356	3 208	505 106
	UNITED KINGDOM	4 913	71 312	4 900	71 063
	NETHERLANDS	2 031	140 116	2 745	170 474
	FRANCE	6 256	91 177	72	1 735
	GERMANY, FED. REP. OF	30 969	352 015	251 737	401 077
	SWITZERLAND	3 564	52 668	4 033	54 403
	DENMARK	3 228	131 534	3 150	147 509
	SWEDEN	16 800	24 024	46 545	53 784
	ITALY	2 425	8 771	175	1 356
	SPAIN	520	7 895	135	1 885
	HUNGARY	20 000	100 000	20 000	100 000
	SLOVENIA	0	0	500	7 006
	SUB TOTAL	**2 678 605**	**9 531 831**	**3 477 470**	**11 510 915 ***
2916110000	**ACRYLIC ACID AND ITS SALTS**				
51379	JAPAN	351 610	1 240 725	334 474	1 231 882
	KOREA, REPUBLIC OF	894 496	962 533	886 355	765 610
	TAIWAN	80 200	255 916	96 000	312 300
	CHINA	2 749 876	3 040 518	1 160 284	1 059 388
	SINGAPORE	690	1 248	0	0
	MALAYSIA	4 731 659	5 491 671	2 917 304	2 652 877
	SOUTH AFRICA	48 000	54 400	96 000	81 280
	AUSTRALIA	0	0	98	1 008
	UNITED STATES	994 293	1 571 823	807 825	716 411
	GERMANY, FED. REP. OF	8	309	8	358
	SUB TOTAL	**9 850 832**	**12 619 143**	**6 298 348**	**6 821 114 ***
2916120000	**ESTERS OF ACRYLIC ACID**				
51379	JAPAN	915 462	1 897 230	513 482	1 627 631
	HONG KONG	7	492	0	0
	KOREA, REPUBLIC OF	6 137 088	7 917 178	3 856 174	3 748 505
	TAIWAN	74 013	169 938	206 993	249 652
	CHINA	757 889	1 473 314	275 270	621 772
	SINGAPORE	122 470	226 829	595 463	595 966
	MALAYSIA	15 689 661	20 161 129	7 644 874	7 167 169
	VIET NAM	0	0	2	312
	SAUDI ARABIA	993 205	1 142 186	0	0
	SOUTH AFRICA	79 490	99 578	41 970	34 237
	UNITED STATES	1 208 088	1 807 548	4 304 079	4 448 109
	UNITED KINGDOM	40	2 283	40	2 012
	NETHERLANDS	0	0	19	102
	GERMANY, FED. REP. OF	11	183	4	103
	BELGIUM	10 505	75 423	25 610	133 662
	SWITZERLAND	4	402	7	482
	DENMARK	0	0	5	329
	SUB TOTAL	**25 987 933**	**34 973 713**	**17 463 992**	**18 630 043 ***
2916130000	**METHACRYLIC ACID AND ITS SALTS**				
51373	JAPAN	222 179	566 506	232 576	487 420
	KOREA, REPUBLIC OF	230 183	541 830	109 200	192 192
	TAIWAN	78 400	170 852	42 030	133 343
	CHINA	382 023	831 611	737 280	1 362 922
	THAILAND	268 800	547 220	290 336	547 452
	SINGAPORE	21 368	56 535	158	186
	MALAYSIA	5 340	1 323	26 100	6 464
	UNITED STATES	91 528	198 727	130 621	274 363
	GERMANY, FED. REP. OF	588	726	20 002	25 007
	ITALY	20 000	17 963	0	0
	SUB TOTAL	**1 320 409**	**2 933 293**	**1 588 303**	**3 029 349 ***

http://www.bps.go.id

HS / SITC	COMMODITY DESCRIPTION / COUNTRY OF ORIGIN	JANUARY - DECEMBER 2015		JANUARY - DECEMBER 2016	
		NET WEIGHT (KG)	CIF VALUE (US$)	NET WEIGHT (KG)	CIF VALUE (US$)
2916141000	**METHYL METHACRYLATE**				
51373	JAPAN	5 015 885	8 641 969	3 460 219	4 728 996
	HONG KONG	267 030	579 542	112 000	237 829
	KOREA, REPUBLIC OF	3 300 534	5 666 421	2 981 666	4 477 327
	TAIWAN	2 986 308	5 101 798	2 573 380	3 662 150
	CHINA	233 101	442 645	664 860	1 269 663
	THAILAND	22 174 967	39 692 884	35 137 390	52 221 079
	SINGAPORE	13 586 420	23 180 527	15 936 749	23 264 312
	MALAYSIA	180 140	263 905	180 790	265 881
	INDIA	2 897	15 454	0	0
	AUSTRALIA	2	286	0	0
	UNITED STATES	260 939	534 767	731 786	1 101 281
	GERMANY, FED. REP. OF	256 254	524 600	358 071	697 648
	BELGIUM	52	61	0	0
	SUB TOTAL	**48 264 529**	**84 644 859**	**62 136 911**	**91 926 166 ***
2916149000	**OTHER ESTERS OF METHACRYLIC ACID**				
51373	JAPAN	1 311 635	4 244 245	1 273 762	3 667 798
	KOREA, REPUBLIC OF	52 690	200 761	226 046	665 625
	TAIWAN	308 180	753 421	398 486	763 215
	CHINA	681 848	2 036 184	834 217	1 980 729
	THAILAND	342 458	790 149	440 903	811 515
	SINGAPORE	12 452	70 714	16 642	95 579
	MALAYSIA	0	0	1 440	2 880
	INDIA	16 170	107 945	1 541	21 917
	UNITED STATES	5 400	55 896	17 960	202 180
	BRAZIL	14 400	89 280	14 400	92 160
	UNITED KINGDOM	3 572	57 659	3 300	45 138
	NETHERLANDS	9	408	259	3 763
	FRANCE	194	2 140	571	6 390
	GERMANY, FED. REP. OF	53 654	364 745	68 927	430 568
	AUSTRIA	0	0	75	721
	SWITZERLAND	0	0	1	509
	IRELAND	9	935	0	0
	ITALY	3 100	51 572	1 475	22 715
	SPAIN	52	685	0	0
	ROMANIA	7	404	12	634
	SUB TOTAL	**2 805 830**	**8 827 143**	**3 300 017**	**8 814 036 ***
2916150000	**OLEIC,LINOLEIC OR LINOLENIC ACIDS,THEIRSALTS AND ESTERS**				
51378	JAPAN	40 497	162 696	36 944	178 987
	KOREA, REPUBLIC OF	17 460	37 404	4 420	11 400
	TAIWAN	800	3 600	5 140	11 895
	CHINA	137 564	230 635	178 464	204 887
	THAILAND	56 880	152 622	67 880	178 109
	SINGAPORE	106 407	247 998	88 218	199 840
	MALAYSIA	91 200	165 680	59 741	115 038
	INDIA	483 460	1 410 644	444 840	862 965
	AUSTRALIA	45 360	181 892	1 500	16 310
	UNITED STATES	1 483	26 411	10 452	27 361
	ARGENTINA	0	0	50	3 801
	UNITED KINGDOM	0	0	42	858
	NETHERLANDS	0	0	18	114
	FRANCE	307	3 278	170	3 617
	GERMANY, FED. REP. OF	1 188	30 459	1 356	35 628
	BELGIUM	720	2 857	8 640	28 419
	SWITZERLAND	216	4 830	341	7 240
	SWEDEN	0	0	1	226
	ITALY	72 100	111 204	72 000	113 155
	SUB TOTAL	**1 055 642**	**2 772 210**	**980 217**	**1 999 850 ***
2916190000	**OTH UNSATURATED ACYCLIC MONOCARBOXYLICACIDS, THEIR ANHYDRIDES,HALIDES,PEROXIDE**				
51379	JAPAN	3 098	130 556	2 076	88 207
	HONG KONG	0	0	50 000	148 800
	KOREA, REPUBLIC OF	627	3 604	637	3 389
	CHINA	1 918 118	6 674 484	2 191 616	8 179 431
	THAILAND	0	0	495	4 618
	SINGAPORE	204	49 705	573	109 739
	MALAYSIA	0	0	75	361
	INDIA	21 525	92 543	22 284	57 945

http://www.bps.go.id

HS / SITC	COMMODITY DESCRIPTION / COUNTRY OF ORIGIN	JANUARY - DECEMBER 2015		JANUARY - DECEMBER 2016	
		NET WEIGHT (KG)	CIF VALUE (US$)	NET WEIGHT (KG)	CIF VALUE (US$)
	UNITED STATES	21 690	2 039 736	16 999	1 620 055
	MEXICO	0	0	101	3 060
	UNITED KINGDOM	101	8 218	85	6 426
	FRANCE	188	12 600	146	6 645
	GERMANY, FED. REP. OF	131 846	1 065 791	125 974	901 127
	SWITZERLAND	1 001	167 519	1 670	286 211
	SPAIN	5	812	46	879
	SUB TOTAL	**2 098 403**	**10 245 568**	**2 412 777**	**11 416 893 ***
2916200000	**CYCLANIC/CYCLOTERPENIC, MONOCARBO ACIDS, THEIR ANHYD,HALID,PEROXY & THEIR DERIV**				
51379	JAPAN	36 793	6 836 393	29 411	8 140 177
	CHINA	493 967	10 839 749	838 567	13 895 980
	SINGAPORE	32 507	4 345 748	28 723	3 521 225
	MALAYSIA	2 600	119 565	0	0
	INDIA	61 911	8 444 328	54 725	7 217 019
	UNITED STATES	267 171	1 698 972	95 021	599 951
	UNITED KINGDOM	0	0	13	343
	FRANCE	80	6 722	244	22 235
	GERMANY, FED. REP. OF	51	1 824	131	3 491
	SWITZERLAND	155	24 676	416	107 413
	SPAIN	2 042	140 903	1 462	162 785
	SUB TOTAL	**897 277**	**32 458 880**	**1 048 713**	**33 670 619 ***
2916310000	**BENZOIC ACID, ITS SALTS AND ESTERS**				
51379	JAPAN	10 948	43 403	13 422	63 972
	KOREA, REPUBLIC OF	350	1 094	96	457
	TAIWAN	1 443	5 757	1 169	8 955
	CHINA	3 640 127	4 840 758	4 059 610	4 746 233
	THAILAND	17 000	26 350	0	0
	SINGAPORE	432	7 594	21 880	53 720
	MALAYSIA	225	1 233	2 705	1 955
	INDIA	0	0	2 003	9 554
	UNITED STATES	240 000	604 594	389 765	871 793
	CANADA	325	1 105	50	170
	MEXICO	0	0	75	712
	UNITED KINGDOM	5	200	12	1 119
	NETHERLANDS	2 640 368	5 290 236	2 739 483	4 859 416
	FRANCE	223	10 092	2 921	20 328
	GERMANY, FED. REP. OF	757	16 729	1 455	23 283
	SWITZERLAND	212	17 733	174	9 905
	ITALY	7 022	23 187	96 645	246 512
	SPAIN	5	326	2	48
	ESTONIA	150 000	296 250	277 500	501 875
	SUB TOTAL	**6 709 442**	**11 186 641**	**7 608 967**	**11 420 007 ***
2916320000	**BENZOYL PEROXIDE AND BENZOYL CHLORIDE**				
51379	JAPAN	615 286	904 043	346 364	482 515
	KOREA, REPUBLIC OF	23 220	67 060	29 852	85 888
	TAIWAN	1 500	9 867	2 210	11 562
	CHINA	152 838	330 747	214 586	391 477
	SINGAPORE	0	0	100	927
	MALAYSIA	4	229	0	0
	INDIA	4 140	13 456	28 930	57 345
	UNITED STATES	1	527	0	0
	UNITED KINGDOM	76 800	93 638	57 600	70 061
	NETHERLANDS	0	0	100	604
	FRANCE	1 477	5 347	0	0
	GERMANY, FED. REP. OF	4 207	32 687	23 673	97 557
	ITALY	0	0	66	20 018
	POLAND	0	0	1 200	8 714
	SUB TOTAL	**879 473**	**1 457 601**	**704 681**	**1 226 668 ***
2916340000	**PHENYLACETIC ACID AND ITS SALT**				
51379	JAPAN	3	345	0	0
	CHINA	700	5 300	1 365	10 809
	UNITED STATES	401	10 592	376	9 079
	UNITED KINGDOM	50	675	0	0
	GERMANY, FED. REP. OF	3	44	20	450
	SUB TOTAL	**1 157**	**16 956**	**1 761**	**20 338 ***

http://www.bps.go.id

HS / SITC	COMMODITY DESCRIPTION / COUNTRY OF ORIGIN	JANUARY - DECEMBER 2015		JANUARY - DECEMBER 2016	
		NET WEIGHT (KG)	CIF VALUE (US$)	NET WEIGHT (KG)	CIF VALUE (US$)
2916391000	**2,4-DICHLOROPHENYL ACETIC ACID & ITSSALTS AND ESTERS**				
51379	JAPAN	14	630	1 620	6 237
	KOREA, REPUBLIC OF	30	479	75	850
	TAIWAN	0	0	950	1 045
	CHINA	1 653 720	3 410 530	3 408 817	4 328 183
	SINGAPORE	0	0	162 000	447 320
	MALAYSIA	14 500	53 900	0	0
	INDIA	234 000	687 600	0	0
	UNITED STATES	155	3 926	0	0
	UNITED KINGDOM	0	0	4 500	24 300
	FRANCE	6	1 891	3	22
	GERMANY, FED. REP. OF	456	4 095	320	2 906
	SUB TOTAL	**1 902 881**	**4 163 051**	**3 578 285**	**4 810 863 ***
2916392000	**ESTERS OF PHENYLACETIC ACID**				
51379	JAPAN	9	525	12	648
	CHINA	11 902	78 286	10 832	67 092
	INDIA	370	5 538	177	1 567
	AUSTRALIA	5	147	0	0
	UNITED STATES	30	1 564	195	8 189
	UNITED KINGDOM	423	17 044	0	0
	FRANCE	102	2 294	25	260
	GERMANY, FED. REP. OF	445	4 134	315	3 467
	SWITZERLAND	484	262 812	540	287 818
	SPAIN	6	770	15	2 131
	SUB TOTAL	**13 776**	**373 114**	**12 111**	**371 172 ***
2916399000	**OTH AROMATIC MONOCARBOXYCLIC ACIDS,THEIRANHYD,HALIDE&PEROXI,PEROXYACIDS&DERIVATV**				
51379	JAPAN	1 348	17 389	1 561	15 360
	HONG KONG	80	7 904	0	0
	KOREA, REPUBLIC OF	545	7 446	0	0
	TAIWAN	40 000	42 000	0	0
	CHINA	132 092	1 444 303	211 557	1 642 502
	SINGAPORE	39	28 501	42	60 242
	INDIA	266 655	2 594 075	368 184	3 413 809
	UNITED STATES	176 920	1 780 975	65 716	860 478
	ARGENTINA	0	0	1	1 774
	BRAZIL	0	0	2	4 522
	UNITED KINGDOM	384	23 310	289	11 291
	NETHERLANDS	3	171	2	57
	FRANCE	129	27 230	2 265	108 566
	GERMANY, FED. REP. OF	12 938	398 875	15 546	403 351
	SWITZERLAND	973	82 733	1 377	119 959
	ITALY	2	3	109	6 721
	SPAIN	651	38 898	662	34 572
	SUB TOTAL	**632 759**	**6 493 813**	**667 313**	**6 683 204 ***
2917110000	**OXALIC ACID, ITS SALTS AND ESTERS**				
51389	JAPAN	42 324	113 130	51 247	164 105
	KOREA, REPUBLIC OF	22 599	64 521	35 292	85 993
	TAIWAN	915	2 100	42 925	72 431
	CHINA	1 474 356	1 342 024	1 530 000	1 048 312
	SINGAPORE	25	1 945	5	199
	INDIA	373	6 587	86	563
	UNITED KINGDOM	5	674	0	0
	GERMANY, FED. REP. OF	2 847	78 436	2 375	80 844
	SPAIN	160	296	0	0
	SUB TOTAL	**1 543 604**	**1 609 713**	**1 661 930**	**1 452 447 ***
2917121000	**DIOCTYL ADIPATA, ITA SALTS AND ESTERS**				
51389	JAPAN	507 731	716 201	474 814	560 868
	KOREA, REPUBLIC OF	112 514	177 735	78 000	80 000
	TAIWAN	10 260	21 409	37 850	55 526
	CHINA	2 955 958	3 572 127	2 963 701	2 948 989
	THAILAND	38 787	166 057	72 200	294 136
	SINGAPORE	33 000	56 430	0	0
	UNITED STATES	15 000	18 750	0	0
	NETHERLANDS	7 410	20 378	1 520	4 180

http://www.bps.go.id

HS / SITC	COMMODITY DESCRIPTION / COUNTRY OF ORIGIN	JANUARY - DECEMBER 2015		JANUARY - DECEMBER 2016	
		NET WEIGHT (KG)	CIF VALUE (US$)	NET WEIGHT (KG)	CIF VALUE (US$)
	GERMANY, FED. REP. OF	124 600	256 567	60 800	121 904
	SUB TOTAL	**3 805 260**	**5 005 654**	**3 688 885**	**4 065 603 ***
2917129000	**OTH ADIPIC ACID, ITS SALTS AND ESTERS,OTH THAN DIOCTYL ADIPATA**				
51389	JAPAN	101 752	217 019	80 177	156 005
	HONG KONG	9 000	26 850	0	0
	KOREA, REPUBLIC OF	22 050	28 875	1 004 118	1 470 374
	TAIWAN	5 765	19 027	378 175	484 610
	CHINA	630 526	851 120	400 150	469 620
	THAILAND	0	0	32 012	131 314
	SINGAPORE	0	0	16 094	35 061
	PHILIPPINES	12 000	10 080	12 000	10 080
	MALAYSIA	0	0	473	5 473
	SAUDI ARABIA	0	0	15 600	36 504
	AUSTRALIA	8 285	50 307	6 174	30 192
	UNITED STATES	1 100	9 292	13 826	234 264
	UNITED KINGDOM	17 599	30 624	48	1 477
	FRANCE	0	0	125	2 186
	GERMANY, FED. REP. OF	12 181	59 458	13 633	64 673
	ITALY	100	1 500	0	0
	SUB TOTAL	**820 358**	**1 304 152**	**1 972 605**	**3 131 833 ***
2917130000	**AZELAIC ACID, SEBACIC ACID, THEIR SALTSAND ESTERS**				
51389	JAPAN	29 651	191 432	61 414	375 735
	HONG KONG	4 000	32 760	0	0
	KOREA, REPUBLIC OF	0	0	1 000	10 200
	TAIWAN	2 140	189 831	130	8 140
	CHINA	272 398	1 052 970	279 095	1 048 509
	THAILAND	0	0	14 000	49 140
	UNITED STATES	200	3 456	996	204 900
	FRANCE	1 125	10 604	575	4 592
	GERMANY, FED. REP. OF	1 048	28 825	1 057	287 492
	SWITZERLAND	1	11	6	252
	ITALY	525	34 125	731	43 675
	SUB TOTAL	**311 088**	**1 544 014**	**359 004**	**2 032 635 ***
2917140000	**MALEIC ANHYDRIDE**				
51381	JAPAN	928 480	1 124 105	663 401	747 506
	KOREA, REPUBLIC OF	1 201 799	1 379 064	548 968	519 208
	TAIWAN	563 931	572 139	1 388 090	1 307 204
	CHINA	832 000	914 388	1 230 000	1 141 870
	SINGAPORE	153 075	193 075	1	58
	MALAYSIA	460 000	429 500	424 000	378 350
	SIERRA LEONE	0	0	12	13
	UNITED STATES	8 883	46 987	5 653	33 201
	NETHERLANDS	643	45	95	109
	GERMANY, FED. REP. OF	1 224	8 684	1 834	9 592
	SUB TOTAL	**4 150 035**	**4 667 987**	**4 262 054**	**4 137 111 ***
2917190000	**OTHER ACYCLIC POLYCARBOXYLIC ACIDS,THEIR ANHYD,HALID,PEROXID&PEROXYACIDS & DERIV**				
51389	JAPAN	83 812	243 257	152 162	481 577
	KOREA, REPUBLIC OF	356 541	406 870	393 400	374 600
	TAIWAN	40 010	51 700	40 030	39 900
	CHINA	719 003	1 755 953	687 404	1 575 741
	THAILAND	3 350	8 080	0	0
	SINGAPORE	12 366	25 938	3 695	15 473
	INDIA	270 310	579 765	327 752	559 004
	AUSTRALIA	300	480	13 500	23 760
	UNITED STATES	65 635	1 160 100	61 038	1 197 421
	BRAZIL	7 200	20 020	20	695
	UNITED KINGDOM	2 475	32 205	775	26 596
	NETHERLANDS	12 435	53 857	13 565	47 592
	FRANCE	30	9 006	4 095	208 448
	GERMANY, FED. REP. OF	25 320	128 926	150 539	444 158
	AUSTRIA	10 400	23 440	30 400	52 140
	BELGIUM	41	903	50	1 043
	SWITZERLAND	436	44 848	7	6 207
	DENMARK	1 400	20 286	0	0
	ITALY	555	5 815	50	2 641

http://www.bps.go.id

HS / SITC	COMMODITY DESCRIPTION / COUNTRY OF ORIGIN	JANUARY - DECEMBER 2015		JANUARY - DECEMBER 2016	
		NET WEIGHT (KG)	CIF VALUE (US$)	NET WEIGHT (KG)	CIF VALUE (US$)
	SPAIN	722	37 044	512	42 590
	HUNGARY	26 000	74 630	15 000	45 024
	SUB TOTAL	**1 638 341**	**4 683 123**	**1 893 994**	**5 144 610 ***
2917200000	**CYCLANIC, CYCLENIC OR CYCLOTERPENIC POLYCARBOXYLIC ACIDS, THEIR ANHYD,HALID&DERV**				
51385	JAPAN	144 573	321 109	9 690	113 989
	KOREA, REPUBLIC OF	530 647	817 138	222 558	319 483
	TAIWAN	525 000	685 350	739 000	778 610
	CHINA	265 843	500 504	396 100	559 863
	SINGAPORE	49 908	76 986	1 440	3 629
	VIET NAM	0	0	417	276
	INDIA	999	2 700	2 001	4 889
	UNITED STATES	48 130	483 833	76 250	679 048
	FRANCE	30	2 548	0	0
	GERMANY, FED. REP. OF	426 312	912 163	328 570	608 034
	SWITZERLAND	0	0	3	173
	SUB TOTAL	**1 991 442**	**3 802 331**	**1 776 029**	**3 067 994 ***
2917320000	**DIOCTYL ORTHOPHTHALATES**				
51383	JAPAN	2 476	6 789	12 176	19 312
	KOREA, REPUBLIC OF	916 956	1 135 335	1 753 476	1 493 864
	TAIWAN	258 460	100 005	283 240	126 697
	CHINA	5 000	5 490	16 000	17 120
	SINGAPORE	3	125	4	148
	MALAYSIA	4 559 949	5 075 662	6 980 399	6 156 843
	VIET NAM	1 328 257	1 712 476	1 104 430	1 092 291
	UNITED STATES	0	0	2	305
	GERMANY, FED. REP. OF	7 004	68 213	5	1 830
	RUSSIA FEDERATION	63 999	102 269	0	0
	SUB TOTAL	**7 142 104**	**8 206 364**	**10 149 732**	**8 908 410 ***
2917330000	**DINONYL OR DIDECYL ORTHOPHTHALATES**				
51389	JAPAN	534 920	1 099 799	416 732	720 990
	TAIWAN	22 200	38 332	272 250	389 722
	THAILAND	22 000	23 870	52 000	57 577
	SINGAPORE	1	28	0	0
	MALAYSIA	526 400	1 533 718	2 400	2 699
	UNITED STATES	16 000	30 830	9 005	15 883
	NETHERLANDS	0	0	21 300	34 080
	GERMANY, FED. REP. OF	17	765	0	0
	SUB TOTAL	**1 121 538**	**2 727 342**	**773 687**	**1 220 951 ***
2917341000	**DYBUTYL ORTHOPHTHALATAS**				
51389	JAPAN	146	5 247	5	331
	TAIWAN	240 000	315 525	255 200	279 010
	CHINA	6 000	15 500	6 000	15 600
	THAILAND	115 999	228 240	176 000	290 880
	SINGAPORE	1	68	0	0
	INDIA	53 159	78 446	55 880	76 491
	GERMANY, FED. REP. OF	1	27	0	0
	SUB TOTAL	**415 306**	**643 053**	**493 085**	**662 312 ***
2917349000	**OTHER ESTERS OF ORTHOPHTHALIC ACID**				
51389	JAPAN	230 999	738 265	296 384	961 753
	KOREA, REPUBLIC OF	87 000	113 970	74 000	80 240
	TAIWAN	475 998	568 406	326 520	313 656
	CHINA	699 200	956 720	711 350	932 707
	THAILAND	3 600	7 842	3 800	6 182
	SINGAPORE	20	295	2 587	3 024
	MALAYSIA	0	0	320 000	846 400
	INDIA	127 725	177 625	364 280	370 672
	UNITED STATES	24 801	78 710	5 971	21 085
	GERMANY, FED. REP. OF	236	4 081	34	928
	AUSTRIA	0	0	325	3 096
	BELGIUM	4 175	14 361	510	1 521
	ITALY	6 581	17 545	7 990	17 605
	SUB TOTAL	**1 660 335**	**2 677 820**	**2 113 751**	**3 558 869 ***

http://www.bps.go.id

HS / SITC	COMMODITY DESCRIPTION / COUNTRY OF ORIGIN	JANUARY - DECEMBER 2015		JANUARY - DECEMBER 2016	
		NET WEIGHT (KG)	CIF VALUE (US$)	NET WEIGHT (KG)	CIF VALUE (US$)
2917350000	**PHTHALIC ANHYDRIDE**				
51382	JAPAN	26 580 606	23 449 639	28 920 040	22 518 752
	KOREA, REPUBLIC OF	2 598 993	2 176 503	3 647 502	2 859 920
	TAIWAN	7 397 493	6 249 635	9 144 000	7 473 042
	CHINA	0	0	511 550	461 654
	THAILAND	1 199 997	1 104 824	426 000	390 730
	INDONESIA	0	0	435 000	361 580
	UNITED STATES	0	0	3	47
	GERMANY, FED. REP. OF	42	589	11	228
	SUB TOTAL	**37 777 131**	**32 981 190**	**43 084 106**	**34 065 953 ***
2917360000	**TEREPHTHALIC ACID AND ITS SALTS**				
51389	JAPAN	2 100	4 996	0	0
	KOREA, REPUBLIC OF	3 740 000	2 287 406	40 652 000	25 897 396
	TAIWAN	119 999	100 600	30 000 000	18 771 390
	CHINA	0	0	4 048 000	2 590 720
	THAILAND	198 580	125 975	3 655 350	2 228 877
	GERMANY, FED. REP. OF	2	39	0	0
	SWITZERLAND	0	0	1 496 000	977 262
	SUB TOTAL	**4 060 681**	**2 519 016**	**79 851 350**	**50 465 645 ***
2917370000	**DIMETHYL TEREPHTHALATE**				
51384	JAPAN	168 883	175 459	94 350	94 956
	KOREA, REPUBLIC OF	0	0	144 000	145 260
	CHINA	0	0	390 460	253 360
	SINGAPORE	3	186	0	0
	INDIA	1	591	0	0
	UNITED STATES	0	0	22	219
	FRANCE	1	194	0	0
	GERMANY, FED. REP. OF	1	16	1	17
	SUB TOTAL	**168 889**	**176 446**	**628 833**	**493 812 ***
2917391000	**TRIOCTYLTRIMELLITATE**				
51389	JAPAN	32 808	204 691	28 198	188 844
	KOREA, REPUBLIC OF	2 503 197	2 837 095	1 474 600	1 989 186
	TAIWAN	593 400	929 782	1 329 800	1 659 603
	CHINA	200 999	436 600	382 000	598 410
	MALAYSIA	618 830	2 695 896	855 650	3 708 909
	GERMANY, FED. REP. OF	10	236	0	0
	BELGIUM	0	0	73	1 254
	SPAIN	24 000	23 160	120 000	112 800
	SUB TOTAL	**3 973 244**	**7 127 460**	**4 190 321**	**8 259 006 ***
2917392000	**OTH PHTHALIC COMPOUD OF KIND USED ASPLASTICISERS&ESTER OF PHTHALIC ANHYDRIDE**				
51389	JAPAN	4 195	24 074	4	39
	HONG KONG	0	0	24 000	45 600
	KOREA, REPUBLIC OF	22 400	36 904	0	0
	TAIWAN	32 000	42 240	47 000	56 015
	CHINA	144 000	199 840	112 013	123 386
	SINGAPORE	0	0	2	65
	INDIA	0	0	100	191
	UNITED STATES	0	0	807	2 720
	GERMANY, FED. REP. OF	395	14 332	707	23 641
	SUB TOTAL	**202 990**	**317 390**	**184 633**	**251 657 ***
2917399000	**OTH AROMATIC POLYCARBOXYLIC ACIDS, THEIR ANHYDRIDES, HALIDES & PEROXIDES & DERIV**				
51389	JAPAN	1 574 035	1 995 665	1 672 195	2 351 820
	HONG KONG	0	0	20 000	37 400
	KOREA, REPUBLIC OF	3 236 594	3 916 118	2 255 615	2 931 546
	TAIWAN	1 046 585	1 272 705	1 284 765	1 620 131
	CHINA	869 070	1 589 575	434 915	870 418
	THAILAND	27 560	30 880	9 220	25 920
	SINGAPORE	308 840	495 867	185 651	314 837
	MALAYSIA	45 047	66 389	22 992	35 361
	INDIA	206 189	367 610	303 404	488 983
	SOUTH AFRICA	16 000	26 250	0	0
	UNITED STATES	133 009	356 441	162 726	385 985
	UNITED KINGDOM	975	8 235	500	4 250

http://www.bps.go.id

HS / SITC	COMMODITY DESCRIPTION / COUNTRY OF ORIGIN	JANUARY - DECEMBER 2015		JANUARY - DECEMBER 2016	
		NET WEIGHT (KG)	CIF VALUE (US$)	NET WEIGHT (KG)	CIF VALUE (US$)
	NETHERLANDS	15	3 952	440	7 250
	GERMANY, FED. REP. OF	94	3 648	273	7 219
	AUSTRIA	25	157	0	0
	SWITZERLAND	43	8 636	19	3 895
	SPAIN	50	262	144 000	135 360
	SUB TOTAL	**7 464 131**	**10 142 390**	**6 496 715**	**9 220 375 ***
2918110000	**LACTIC ACID, ITS SALTS AND ESTERS**				
51391	JAPAN	4 535	21 580	2 794	50 431
	KOREA, REPUBLIC OF	0	0	400	1 330
	TAIWAN	66	4 310	30	1 964
	CHINA	734 170	1 176 023	903 119	1 415 520
	THAILAND	1 021 060	1 583 381	1 206 520	1 906 805
	SINGAPORE	718	21 318	5 375	85 700
	MALAYSIA	100	42	71 020	121 270
	INDIA	275	8 800	0	0
	AUSTRALIA	0	0	19	143
	UNITED STATES	722	20 284	3 247	77 479
	MEXICO	0	0	60	775
	BRAZIL	1 840	12 346	1 180	7 803
	UNITED KINGDOM	5 170	32 566	8 500	68 182
	NETHERLANDS	919 131	2 480 461	1 006 479	2 713 932
	FRANCE	6 150	55 299	5 354	71 575
	GERMANY, FED. REP. OF	1 051	20 232	2 456	56 607
	BELGIUM	312 499	556 307	152 388	235 406
	SWITZERLAND	1 232	13 640	886	17 406
	DENMARK	0	0	90	835
	ITALY	1 350	4 930	8 850	20 938
	SPAIN	26 530	74 933	24 400	77 943
	HUNGARY	25	883	13	305
	POLAND	0	0	6 100	99 028
	SUB TOTAL	**3 036 624**	**6 087 335**	**3 409 280**	**7 031 377 ***
2918120000	**TARTARIC ACID**				
51391	JAPAN	21 050	66 595	26 302	87 756
	HONG KONG	0	0	3 000	7 005
	CHINA	261 470	592 478	311 675	616 582
	SINGAPORE	2	20	0	0
	INDIA	84 000	286 560	78 049	253 969
	AUSTRALIA	0	0	175	1 445
	UNITED STATES	14 302	48 046	0	0
	UNITED KINGDOM	0	0	125	1 694
	NETHERLANDS	10 400	38 932	475	3 523
	FRANCE	1 200	13 129	4 000	28 800
	GERMANY, FED. REP. OF	662	15 148	704	20 217
	IRELAND	0	0	10 000	32 000
	ITALY	1 544	11 329	1 634	12 989
	SUB TOTAL	**394 630**	**1 072 237**	**436 139**	**1 065 980 ***
2918130000	**SALTS AND ESTERS OF TARTARIC ACID**				
51391	JAPAN	66	118	22	397
	HONG KONG	3 000	6 210	3 000	6 210
	KOREA, REPUBLIC OF	0	0	260 000	422 200
	CHINA	1 335 627	2 283 481	899 938	1 450 886
	THAILAND	118	969	0	0
	SINGAPORE	621	18 411	1 058	36 990
	MALAYSIA	342 880	548 417	301 973	370 937
	INDIA	0	0	228 026	364 816
	AUSTRALIA	0	0	822	7 095
	UNITED STATES	1 331	5 844	14 019	22 531
	CANADA	611	2 044	0	0
	NETHERLANDS	68 275	288 964	36 000	121 600
	FRANCE	22	308	0	0
	GERMANY, FED. REP. OF	18 591	101 828	2 201	61 004
	SWITZERLAND	100	4 759	75	3 314
	DENMARK	0	0	50	192
	ITALY	93	155	0	0
	SPAIN	600	3 915	600	2 913
	ROMANIA	275	1 129	275	1 120
	SUB TOTAL	**1 772 210**	**3 266 552**	**1 748 059**	**2 872 205 ***

http://www.bps.go.id

HS / SITC	COMMODITY DESCRIPTION / COUNTRY OF ORIGIN	JANUARY - DECEMBER 2015		JANUARY - DECEMBER 2016	
		NET WEIGHT (KG)	CIF VALUE (US$)	NET WEIGHT (KG)	CIF VALUE (US$)
2918140000	**CITRIC ACID**				
51391	JAPAN	2 890	11 447	1 505	85 386
	KOREA, REPUBLIC OF	0	0	453	3 614
	TAIWAN	14	66	50	313
	CHINA	30 032 037	22 228 678	35 417 921	24 137 583
	THAILAND	110 000	135 410	88 027	104 149
	SINGAPORE	15 326	29 280	7 778	53 361
	MALAYSIA	0	0	1 182	3 314
	INDIA	98	869	288	1 834
	AUSTRALIA	0	0	431	1 489
	UNITED STATES	277	2 419	496 403	854 282
	CANADA	107 855	161 431	466 301	694 400
	BRAZIL	842 000	1 499 380	80 000	135 850
	COLOMBIA	40 000	55 000	38 000	49 950
	FRANCE	10	52	0	0
	GERMANY, FED. REP. OF	1 764	37 795	2 154	53 735
	AUSTRIA	16 375	29 496	72 445	129 157
	BELGIUM	920 000	1 183 118	1 562 000	1 999 468
	SWITZERLAND	1	1	0	0
	SPAIN	0	0	9 000	9 758
	SUB TOTAL	**32 088 647**	**25 374 442**	**38 243 938**	**28 317 643 ***
2918151000	**CALCIUM CITRATA**				
51391	JAPAN	10 529	126 869	4 581	64 363
	KOREA, REPUBLIC OF	2 385	11 940	151	1 200
	CHINA	2 197 460	2 984 059	1 468 000	1 863 695
	SINGAPORE	200	297	371	1 683
	MALAYSIA	44 640	62 942	0	0
	UNITED STATES	81	608	23 036	37 343
	BRAZIL	36 000	58 455	0	0
	COLOMBIA	72 000	195 900	24 000	63 960
	GERMANY, FED. REP. OF	174 753	796 177	338 220	1 404 959
	AUSTRIA	0	0	7 000	11 060
	BELGIUM	2 475	27 150	884	9 050
	SPAIN	23 700	31 979	14 500	23 351
	SUB TOTAL	**2 564 223**	**4 296 376**	**1 880 743**	**3 480 664 ***
2918159000	**OTHER SALTS AND ESTERS OF CITRIC ACID**				
51391	JAPAN	4 333	41 639	10 266	57 428
	KOREA, REPUBLIC OF	1 040	11 094	1 137	12 206
	CHINA	5 863 647	5 148 587	6 852 944	5 460 027
	THAILAND	642 325	919 507	495 000	680 185
	SINGAPORE	860	4 614	20 362	28 327
	MALAYSIA	0	0	350	1 992
	INDIA	1 555	5 174	25 170	65 013
	ISRAEL	9	247	9	345
	UNITED STATES	1 816	18 861	6 798	118 722
	CANADA	42 200	66 578	63 210	179 761
	BRAZIL	0	0	800	2 080
	COLOMBIA	432 000	624 448	501 967	723 405
	UNITED KINGDOM	1 320	3 774	0	0
	GERMANY, FED. REP. OF	811 012	2 078 747	804 077	1 992 468
	AUSTRIA	112 000	180 110	147 800	233 525
	BELGIUM	0	0	6 125	23 119
	SWITZERLAND	30	483	120	1 127
	DENMARK	9 600	30 007	0	0
	ITALY	9 165	29 219	10 505	31 367
	SPAIN	0	0	300	394
	SUB TOTAL	**7 932 912**	**9 163 089**	**8 946 940**	**9 611 491 ***
2918160000	**GLUCONIC ACID, ITS SALTS AND ESTERS**				
51392	JAPAN	785	17 190	631	15 443
	KOREA, REPUBLIC OF	177	3 096	400	6 207
	CHINA	6 926 623	4 600 821	7 515 647	4 062 909
	SINGAPORE	2	194	6	333
	INDIA	127 781	415 055	63 010	256 125
	AUSTRALIA	0	0	6 000	6 710
	UNITED STATES	20 113	417 638	11 190	251 805
	NETHERLANDS	16 203	121 096	25 701	105 244
	FRANCE	44 272	53 170	26 139	44 389

http://www.bps.go.id

HS / SITC	COMMODITY DESCRIPTION / COUNTRY OF ORIGIN	JANUARY - DECEMBER 2015		JANUARY - DECEMBER 2016	
		NET WEIGHT (KG)	CIF VALUE (US$)	NET WEIGHT (KG)	CIF VALUE (US$)
	GERMANY, FED. REP. OF	68 913	515 099	64 890	520 874
	ITALY	48 800	48 270	45 960	44 264
	SUB TOTAL	**7 253 669**	**6 191 629**	**7 759 574**	**5 314 303 ***
2918190000	**OTH CARBOXYLIC ACIDS W/ ALCOHOL FUNC BUTW/O OTH OXYGEN FUNC, THEIR ANHYD &DERIVE**				
51392	JAPAN	301 899	761 419	348 404	814 892
	KOREA, REPUBLIC OF	181 250	784 164	243 242	908 548
	CHINA	120 517	374 368	113 817	711 666
	SINGAPORE	4 276	14 734	3 571	23 139
	MALAYSIA	0	0	800	4 588
	INDIA	36 053	114 847	36 489	134 783
	UNITED STATES	76 017	183 044	61 001	226 946
	UNITED KINGDOM	0	0	70	3 466
	NETHERLANDS	0	0	25	863
	FRANCE	0	0	1	92
	GERMANY, FED. REP. OF	3 700	110 447	13 576	372 146
	BELGIUM	0	0	59	8 645
	SWITZERLAND	20	16 532	46	10 447
	ITALY	74 099	578 750	109 744	844 454
	SPAIN	0	0	75	5 578
	SUB TOTAL	**797 831**	**2 938 305**	**930 920**	**4 070 253 ***
2918210000	**SALICYLIC ACID AND ITS SALTS**				
51393	JAPAN	1 061	14 241	936	13 549
	HONG KONG	4 000	29 590	0	0
	TAIWAN	101 250	364 500	115 925	397 080
	CHINA	90 300	343 577	527 266	1 844 768
	SINGAPORE	1	33	0	0
	INDIA	5 450	21 033	8 050	28 220
	UNITED STATES	1	115	0	0
	BRAZIL	141 750	443 681	60 750	218 700
	FRANCE	61 450	191 808	100 150	302 047
	GERMANY, FED. REP. OF	395	17 071	338	12 252
	ROMANIA	11 998	46 788	0	0
	SUB TOTAL	**417 656**	**1 472 437**	**813 415**	**2 816 616 ***
2918220000	**O-ACETYLSALICYLIC ACID,ITS SALTS ANDESTERS**				
51393	JAPAN	0	0	27	521
	CHINA	151 750	477 114	101 150	328 895
	THAILAND	87 650	309 885	111 300	377 820
	FRANCE	21 600	125 946	9 015	62 227
	GERMANY, FED. REP. OF	0	0	50	1 313
	SPAIN	12 000	78 136	16 000	100 640
	SUB TOTAL	**273 000**	**991 081**	**237 542**	**871 416 ***
2918230000	**OTH ESTER OF SALICYLIC ACID AND THEIRSALTS**				
51393	JAPAN	4 880	107 790	9 807	159 740
	KOREA, REPUBLIC OF	1	9	2	38
	CHINA	1 560 581	4 229 370	1 769 650	4 394 538
	THAILAND	0	0	5	120
	SINGAPORE	29 429	321 442	9 188	97 812
	INDIA	146 555	541 522	318 794	1 170 737
	AUSTRALIA	37	197	0	0
	UNITED STATES	261	7 861	50	2 803
	MEXICO	118 090	575 413	88 835	422 252
	UNITED KINGDOM	0	0	860	6 244
	FRANCE	193 900	687 258	120 953	459 408
	GERMANY, FED. REP. OF	120	1 480	348	2 826
	SWITZERLAND	1 713	80 410	1 021	37 995
	ITALY	2	3	50	870
	SPAIN	6 675	37 736	0	0
	SUB TOTAL	**2 062 244**	**6 590 491**	**2 319 563**	**6 755 383 ***
2918291000	**ALKYL SULPHONIC ESTER OF PHENOL**				
51394	JAPAN	15 776	125 424	12 604	102 478
	KOREA, REPUBLIC OF	864	43 281	8 344	99 582
	TAIWAN	60	422	6 900	71 817
	CHINA	10 800	79 200	18 725	64 602

http://www.bps.go.id

HS / SITC	COMMODITY DESCRIPTION / COUNTRY OF ORIGIN	JANUARY - DECEMBER 2015		JANUARY - DECEMBER 2016	
		NET WEIGHT (KG)	CIF VALUE (US$)	NET WEIGHT (KG)	CIF VALUE (US$)
	SINGAPORE	223	4 435	248	15 643
	MALAYSIA	35 000	68 700	57 000	96 990
	INDIA	2	39	100	2 235
	AUSTRALIA	6	451	0	0
	UNITED STATES	3 499	5 682	1	241
	GERMANY, FED. REP. OF	1 030	11 137	575	5 779
	SWITZERLAND	4	1 434	4	2 798
	SUB TOTAL	**67 264**	**340 205**	**104 501**	**462 165 ***
2918299000	**OTH CARBOXYLIC ACIDS W/ PHENOL FUNC BUTW/O OXYGEN FUNC,THEIR ANHYD,HALID&DERIVE**				
51394	JAPAN	315 337	1 591 413	277 130	1 290 281
	HONG KONG	0	0	150	1 178
	KOREA, REPUBLIC OF	63 000	400 610	134 648	680 172
	TAIWAN	10	117	1 200	4 761
	CHINA	92 900	454 428	72 202	363 448
	THAILAND	0	0	900	5 751
	SINGAPORE	22 489	595 886	24 742	590 159
	MALAYSIA	40	320	0	0
	INDIA	40 200	220 689	39 498	219 806
	ISRAEL	50	1 939	78	2 264
	UNITED STATES	10 187	115 367	16 706	148 174
	UNITED KINGDOM	12 100	116 948	8 575	94 004
	NETHERLANDS	682	49 747	0	0
	FRANCE	8 800	39 600	202	9 357
	GERMANY, FED. REP. OF	17 075	323 200	351	11 333
	SWITZERLAND	5 389	73 855	5 669	73 750
	ITALY	1 100	188 151	600	52 030
	SPAIN	9	536	400	2 750
	SUB TOTAL	**589 368**	**4 172 806**	**583 051**	**3 549 218 ***
2918300000	**CARBOXYLIC ACIDS W/ ALDEHYDE/KETONE FUNC BUT W/O OXYGEN FUNC & THEIR DERIVATIVE**				
51395	JAPAN	53 044	824 666	148 879	1 262 846
	HONG KONG	0	0	5	3 296
	CHINA	689 604	6 823 084	798 128	7 977 074
	SINGAPORE	1 890	71 481	228	67 637
	MALAYSIA	0	0	9 000	47 250
	INDIA	22 104	225 448	123 887	801 700
	AUSTRALIA	233	15 465	0	0
	UNITED STATES	8 951	182 621	6 581	307 823
	MEXICO	50	5 905	0	0
	UNITED KINGDOM	620	9 589	1 240	20 705
	NETHERLANDS	265	10 014	450	16 118
	FRANCE	271	7 298	11	3 977
	GERMANY, FED. REP. OF	1 583	144 733	3 988	344 910
	BELGIUM	10	1 035	0	0
	SWITZERLAND	830	158 959	4 973	35 888
	ITALY	445	487 399	459	208 519
	SPAIN	4 388	56 954	1 102	19 229
	SUB TOTAL	**784 288**	**9 024 651**	**1 098 931**	**11 116 972 ***
2918910000	**2,4,5-T(ISO) (2,4,5-TRICHLOROPHENOXYACATIC ACID), ITS SALT & ESTERS**				
51396	CHINA	369 400	819 210	607 900	1 086 138
	SWITZERLAND	2 880	23 040	2 800	21 840
	SUB TOTAL	**372 280**	**842 250**	**610 700**	**1 107 978 ***
2918990000	**OTH CARBOXYLIC ACID W/ OXYGEN FUNC&HALID,ANHYD,PEROXID,PEROXYACIDS&HALOGEN DERIV**				
51396	JAPAN	162 889	666 791	206 586	841 915
	HONG KONG	0	0	830	12 787
	KOREA, REPUBLIC OF	63	19 785	74 450	185 576
	TAIWAN	4 516	60 831	9 725	139 036
	CHINA	580 628	1 675 384	987 361	2 739 113
	THAILAND	5 400	49 518	1	153
	SINGAPORE	3 651	156 646	4 354	204 235
	MALAYSIA	0	0	30 000	47 910
	INDIA	5 415	205 094	167 151	1 383 474
	AUSTRALIA	80	928	150	1 431
	UNITED STATES	65 964	426 176	17 379	142 098
	CANADA	1 061	21 561	640	12 851
	MEXICO	25	25 000	100	73 750

http://www.bps.go.id

HS / SITC	COMMODITY DESCRIPTION / COUNTRY OF ORIGIN	JANUARY - DECEMBER 2015		JANUARY - DECEMBER 2016	
		NET WEIGHT (KG)	CIF VALUE (US$)	NET WEIGHT (KG)	CIF VALUE (US$)
	UNITED KINGDOM	800	7 490	804	7 605
	NETHERLANDS	1	3	85	41 246
	FRANCE	2 698	552 133	3 009	288 893
	GERMANY, FED. REP. OF	199 587	2 047 057	124 961	1 366 819
	BELGIUM	225	4 292	200	3 790
	SWITZERLAND	65 720	1 329 669	148 480	1 997 773
	DENMARK	8 800	5 445	600	2 057
	SWEDEN	0	0	1	284
	FINLAND	0	0	140	6 384
	ITALY	106	8 919	129	10 280
	SPAIN	7 196	94 830	1 782	96 393
	HUNGARY	27 600	102 540	0	0
	SUB TOTAL	**1 142 425**	**7 460 092**	**1 778 918**	**9 605 853 ***
2919100000	**TRIS(2,3-DIBROMOPROPYL) PHOSPHATE**				
51631	JAPAN	12 540	96 208	3 300	25 412
	TAIWAN	0	0	8 832	55 881
	CHINA	13 139	68 973	38 360	159 613
	UNITED STATES	0	0	1	3
	GERMANY, FED. REP. OF	26 720	106 627	62 016	224 636
	SUB TOTAL	**52 399**	**271 808**	**112 509**	**465 545 ***
2919900000	**OTH PHOSPHORIC ESTER & THEIR SALTS INCLLACTOPHOSPHATES,THEIR HALOGEN,NITRA DRIV**				
51631	JAPAN	80 076	459 606	88 869	555 589
	KOREA, REPUBLIC OF	1 400	10 800	2 400	12 873
	TAIWAN	0	0	305	262
	CHINA	468 441	940 745	604 244	1 077 910
	THAILAND	30 000	66 000	0	0
	SINGAPORE	14	989	238 804	758 866
	INDIA	500	5 750	501	5 617
	UNITED STATES	15 054	109 142	24 517	180 999
	UNITED KINGDOM	8 716	104 456	31 938	143 917
	FRANCE	3 000	59 653	4 900	94 928
	GERMANY, FED. REP. OF	18 954	108 145	20 896	192 572
	BELGIUM	0	0	1	90
	SWITZERLAND	0	0	1 102	27 512
	ITALY	625	2 337	2 500	10 229
	SPAIN	0	0	1 560	7 234
	SUB TOTAL	**626 780**	**1 867 623**	**1 022 537**	**3 068 598 ***
2920110000	**PARATHION (ISO) & PARATHION-METHYL (ISO) (METYLPARATHION)**				
51639	KOREA, REPUBLIC OF	19 607	287 968	26 835	271 708
	GERMANY, FED. REP. OF	34 344	386 871	0	0
	SUB TOTAL	**53 951**	**674 839**	**26 835**	**271 708 ***
2920190000	**OTH THLOPHOSPHORIC ESTERS AND THEIRSALTS,THEIR HALOGENETED,NITRATE DERIVATV**				
51639	JAPAN	4 226	60 049	10 153	127 519
	KOREA, REPUBLIC OF	3 145	45 387	945	7 740
	TAIWAN	220 996	541 357	213 766	445 200
	CHINA	580 060	594 608	598 006	513 035
	MACAU	16 800	63 672	0	0
	SINGAPORE	2	121	3	200
	INDIA	0	0	900	14 550
	UNITED STATES	41 843	161 497	25 809	120 897
	GERMANY, FED. REP. OF	425	3 143	2 011	2 767
	ITALY	1 465	9 401	2 880	17 969
	SUB TOTAL	**868 962**	**1 479 235**	**854 473**	**1 249 877 ***
2920901000	**DIMETHYL SULPHATE (DMS)**				
51639	JAPAN	264	3 645	0	0
	CHINA	3 450	16 662	0	0
	SINGAPORE	41	1 108	240 001	744 165
	INDIA	310 000	180 800	408 500	223 895
	UNITED STATES	55 281	149 559	127 634	326 446
	FRANCE	7	314	0	0
	GERMANY, FED. REP. OF	202 714	1 231 870	6 909	85 723
	ITALY	3 680	6 508	0	0

http://www.bps.go.id

HS / SITC	COMMODITY DESCRIPTION / COUNTRY OF ORIGIN	JANUARY - DECEMBER 2015		JANUARY - DECEMBER 2016	
		NET WEIGHT (KG)	CIF VALUE (US$)	NET WEIGHT (KG)	CIF VALUE (US$)
	SPAIN	168	200	0	0
	SUB TOTAL	**575 605**	**1 590 666**	**783 044**	**1 380 229 ***
2920909000	**OTH ESTERS OF OTH INORGANIC ACIDS OF NONMETAL&THEIR SALTS,THAN DIMATHYL SULPHATE**				
51639	JAPAN	50 320	95 561	215 975	403 219
	KOREA, REPUBLIC OF	11 500	56 200	18 000	79 475
	CHINA	227 671	356 036	339 900	359 495
	SINGAPORE	0	0	1	166
	MALAYSIA	18	18	18 545	26 388
	INDIA	40 000	85 500	80 000	163 900
	AUSTRALIA	157 600	514 649	198 000	593 144
	UNITED STATES	157 550	274 829	81 524	349 854
	GERMANY, FED. REP. OF	21 978	95 486	273 902	1 448 498
	SWITZERLAND	150	15 693	150	15 892
	SPAIN	50	1 885	65	2 362
	SUB TOTAL	**666 837**	**1 495 857**	**1 226 062**	**3 442 393 ***
2921110000	**METHYLAMINE, DI- OR TRIMETHYLAMINE ANDTHEIR SALTS**				
51451	JAPAN	25 590	153 345	17 991	142 245
	KOREA, REPUBLIC OF	136 405	184 045	173 776	181 859
	TAIWAN	9 423	27 268	1 595	5 583
	CHINA	988 550	1 884 656	581 100	942 748
	THAILAND	0	0	42	197
	SINGAPORE	3 253	25 246	113 663	120 507
	MALAYSIA	0	0	35	152
	INDIA	54 961	84 191	171 643	201 020
	UNITED STATES	0	0	786	104 896
	UNITED KINGDOM	116 525	390 598	231 800	777 650
	NETHERLANDS	8	752	20	1 794
	FRANCE	28 800	172 800	1	305
	GERMANY, FED. REP. OF	170	2 594	20	594
	BELGIUM	294 400	316 422	451 000	438 254
	SWITZERLAND	224	12 103	502	35 709
	SWEDEN	0	0	50 400	97 020
	SPAIN	16	646	25	1 039
	SUB TOTAL	**1 658 325**	**3 254 666**	**1 794 399**	**3 051 572 ***
2921190000	**OTH ACYCLIC MONOAMINES &THEIR DERIVATIVE,SALTS THEREOF**				
51451	JAPAN	12 424	90 189	12 323	109 729
	HONG KONG	0	0	1	107
	KOREA, REPUBLIC OF	111	702	115 200	118 848
	CHINA	8 444 172	18 024 934	8 176 950	16 939 921
	SINGAPORE	1	150	0	0
	INDIA	168 000	217 800	132 000	134 760
	UNITED STATES	0	0	1	4
	GERMANY, FED. REP. OF	38 870	99 840	120 141	498 272
	BELGIUM	33 599	90 496	34 400	82 112
	SWITZERLAND	400	100 259	0	0
	SUB TOTAL	**8 697 577**	**18 624 370**	**8 591 016**	**17 883 753 ***
2921210000	**ETHYLENEDIAMINE AND ITS SALTS**				
51452	JAPAN	1 527 352	3 758 018	1 094 645	1 784 434
	KOREA, REPUBLIC OF	299 200	547 536	757 240	1 248 682
	TAIWAN	1 483	4 816	3 549	11 668
	CHINA	901 910	2 370 099	435 354	698 893
	SINGAPORE	144 153	378 777	0	0
	INDIA	3 069	9 365	48	458
	SAUDI ARABIA	0	0	3 600	6 552
	UNITED STATES	18 745	47 770	46 782	85 819
	UNITED KINGDOM	1 421	2 218	0	0
	NETHERLANDS	0	0	336 000	547 276
	GERMANY, FED. REP. OF	945	12 294	17 660	44 065
	BELGIUM	400 000	1 095 000	99 240	160 769
	SWEDEN	620 980	1 666 240	994 800	1 695 701
	SUB TOTAL	**3 919 258**	**9 892 133**	**3 788 918**	**6 284 317 ***
2921220000	**HEXAMETHYLENEDIAMINE AND ITS SALTS**				
51452	JAPAN	8 540	119 564	8 060	157 311

http://www.bps.go.id

HS / SITC	COMMODITY DESCRIPTION / COUNTRY OF ORIGIN	JANUARY - DECEMBER 2015		JANUARY - DECEMBER 2016	
		NET WEIGHT (KG)	CIF VALUE (US$)	NET WEIGHT (KG)	CIF VALUE (US$)
	HONG KONG	16 800	104 160	16 800	101 920
	KOREA, REPUBLIC OF	50 803	552 908	26 309	249 733
	CHINA	40 980	48 331	81 540	89 207
	SINGAPORE	2	2 162	0	0
	UNITED ARAB EMIRATES	35 000	29 700	0	0
	UNITED STATES	19 069	285 758	18 552	282 463
	UNITED KINGDOM	175	6 609	175	7 109
	NETHERLANDS	30	753	0	0
	FRANCE	0	0	172	15 604
	SUB TOTAL	**171 399**	**1 149 945**	**151 608**	**903 347 ***
2921290000	**OTH ACYCLIC POLYAMINES &THEIR DERIVATIVE; SALT THEREOF**				
51452	JAPAN	149 089	656 400	137 230	656 587
	HONG KONG	19	69	1	1
	KOREA, REPUBLIC OF	150 911	213 299	198 086	494 292
	TAIWAN	56 181	141 455	88 731	272 509
	CHINA	1 025 765	2 311 301	2 489 729	4 144 030
	THAILAND	20 501	55 718	2 355	9 042
	SINGAPORE	94 060	339 112	192 409	448 793
	PHILIPPINES	1 268 240	2 869 394	1 399 111	3 179 216
	MALAYSIA	0	0	1 948	4 189
	VIET NAM	2 352	9 526	0	0
	INDIA	46 752	135 731	28 560	51 299
	SAUDI ARABIA	194 267	403 196	104 423	163 362
	SOUTH AFRICA	39 600	47 520	0	0
	AUSTRALIA	0	0	800	3 085
	UNITED STATES	775 012	4 074 706	677 698	2 199 385
	CANADA	13 200	33 000	0	0
	MEXICO	0	0	1	148
	UNITED KINGDOM	12 640	42 134	12 073	35 697
	NETHERLANDS	78	366	7 117	28 499
	FRANCE	987	6 050	1 984	9 969
	GERMANY, FED. REP. OF	36 387	198 638	406 530	828 870
	AUSTRIA	360	1 056	0	0
	BELGIUM	120 030	327 967	182 840	372 077
	SWITZERLAND	0	0	2 520	7 289
	SWEDEN	9 940	66 262	42 272	213 993
	ITALY	1 540	12 936	2 773	8 730
	HUNGARY	2 314	18 150	6 934	34 881
	RUSSIA FEDERATION	63 750	65 663	0	0
	SUB TOTAL	**4 083 975**	**12 029 649**	**5 986 125**	**13 165 943 ***
2921300000	**CYCLANIC, CYCLENIC /CYCLOTERPENIC MONO/POLYAMINES&THEIR DERIVATIVE,SALT THEREOF**				
51453	JAPAN	3 680	12 179	3 468	15 291
	KOREA, REPUBLIC OF	0	0	240	1 768
	TAIWAN	238 420	394 949	540 510	773 314
	CHINA	4 107 837	6 541 445	4 729 515	6 640 302
	THAILAND	49 898	225 864	74 616	321 883
	SINGAPORE	2	70	3 200	14 232
	INDIA	109 680	319 713	63 902	248 941
	UNITED ARAB EMIRATES	337	1 633	1 151	13 149
	UNITED STATES	8 416	31 578	768	3 663
	ARGENTINA	35	2 138	0	0
	FRANCE	0	0	2 700	26 942
	GERMANY, FED. REP. OF	1 641	11 339	36 193	159 983
	SWITZERLAND	5	4 900	0	0
	SLOVAKIA	1 125 320	1 673 114	398 210	532 881
	CZECH REPUBLIC	3 321 074	5 479 154	3 571 350	4 383 346
	SUB TOTAL	**8 966 345**	**14 698 076**	**9 425 823**	**13 135 695 ***
2921410000	**ANILINE AND ITS SALTS**				
51454	JAPAN	201	1 383	617	4 874
	CHINA	1 387 696	2 707 676	1 336 653	2 444 865
	SINGAPORE	1	58	5	354
	INDIA	18 000	38 993	371 761	843 836
	FRANCE	2 400	11 640	0	0
	GERMANY, FED. REP. OF	265	2 201	114	8 469
	SUB TOTAL	**1 408 563**	**2 761 951**	**1 709 150**	**3 302 398 ***

http://www.bps.go.id

HS / SITC	COMMODITY DESCRIPTION / COUNTRY OF ORIGIN	JANUARY - DECEMBER 2015		JANUARY - DECEMBER 2016	
		NET WEIGHT (KG)	CIF VALUE (US$)	NET WEIGHT (KG)	CIF VALUE (US$)
2921420000	**ANILINE DERIVATIVES AND THEIR SALTS**				
51454	JAPAN	20 067	129 571	2 040	13 234
	TAIWAN	0	0	200	3 500
	CHINA	1 582 973	4 371 112	1 016 311	2 381 906
	SINGAPORE	7 007	48 811	6 580	42 653
	INDIA	361 473	1 026 899	134 248	528 744
	UNITED KINGDOM	7	193	0	0
	FRANCE	0	0	700	2 968
	GERMANY, FED. REP. OF	272	7 454	222	5 912
	SUB TOTAL	**1 971 799**	**5 584 040**	**1 160 301**	**2 978 917 ***
2921430000	**TOLUIDINES & THEIR DERIVATIVES; SALTSTHEREOF**				
51454	JAPAN	0	0	1	15
	CHINA	3 040	38 845	10 826	162 300
	SINGAPORE	3	99	0	0
	INDIA	6 289	109 330	1 358	6 015
	GERMANY, FED. REP. OF	36	927	4	158
	SUB TOTAL	**9 368**	**149 201**	**12 189**	**168 488 ***
2921440000	**DIPHENYLAMINE & ITS DERIVATIVES; SALTSTHEREOF**				
51454	JAPAN	602	7 782	2 233	47 668
	KOREA, REPUBLIC OF	12 213	31 925	0	0
	CHINA	9 000	55 800	16 500	106 685
	THAILAND	20	267	25	152
	SINGAPORE	3	386	13	774
	INDIA	17 400	95 835	8 325	43 668
	UNITED STATES	27 000	142 725	26 800	152 570
	CANADA	0	0	5 250	42 000
	GERMANY, FED. REP. OF	35	4 134	38	3 768
	NORWAY	31	262	0	0
	SUB TOTAL	**66 304**	**339 116**	**59 184**	**397 285 ***
2921450000	**1-NAPHTHYLAMINE (_-NAPHTHYLAMINE),2-NAPHTHYLAMINE (?-NAPHTHYLAMINE), DERIV&SALT**				
51454	JAPAN	1	51	0	0
	CHINA	217 704	853 807	261 736	888 526
	SINGAPORE	11	598	2	144
	INDIA	85 597	1 032 263	21 596	233 007
	UNITED STATES	25	91 162	0	0
	GERMANY, FED. REP. OF	24	452	17	563
	SUB TOTAL	**303 362**	**1 978 333**	**283 351**	**1 122 240 ***
2921490000	**OTH AROMATIC MONOAMINES & THEIR DERIVATE; SALTS THEREOF**				
51454	JAPAN	3 108	22 502	3 516	34 257
	CHINA	590	3 039	1 550	8 712
	SINGAPORE	0	0	4	1 422
	INDIA	33 857	429 097	78 443	801 705
	UNITED STATES	1	724	1	779
	UNITED KINGDOM	3	163	1	1
	GERMANY, FED. REP. OF	6	165	12	388
	SWITZERLAND	67	50 095	44	32 028
	ITALY	21	15 215	87	50 454
	SUB TOTAL	**37 653**	**521 000**	**83 658**	**929 746 ***
2921510000	**O-,M-,P-PHENYLENEDIAM, DIAMINOTOLUENES& THEIR DERIVATIVES; SALTS THEREOF**				
51455	JAPAN	41 430	673 200	54 507	1 072 008
	KOREA, REPUBLIC OF	805 805	1 902 772	1 635 929	3 070 432
	TAIWAN	0	0	125	306
	CHINA	3 855 845	10 137 636	3 855 085	7 384 969
	SINGAPORE	9	518	13	842
	INDIA	59 402	289 411	63 617	298 932
	UNITED STATES	2	215	7 350	69 331
	UNITED KINGDOM	3	102	0	0
	FRANCE	535	10 392	430	6 705
	GERMANY, FED. REP. OF	271	7 517	2 803	21 546
	BELGIUM	31 000	96 150	50 000	147 000
	ITALY	2	46	0	0
	SUB TOTAL	**4 794 304**	**13 117 959**	**5 669 859**	**12 072 071 ***

http://www.bps.go.id

HS / SITC	COMMODITY DESCRIPTION / COUNTRY OF ORIGIN	JANUARY - DECEMBER 2015		JANUARY - DECEMBER 2016	
		NET WEIGHT (KG)	CIF VALUE (US$)	NET WEIGHT (KG)	CIF VALUE (US$)
2921590000	**OTH AROMATIC POLYAMINES & THEIR DERIVATE; SALTS THEREOF**				
51455	JAPAN	30 315	317 540	34 201	469 221
	KOREA, REPUBLIC OF	182	1 302	200	1 120
	TAIWAN	204	3 766	1	312
	CHINA	3 614 221	12 137 795	3 525 368	10 004 448
	THAILAND	0	0	16 800	72 240
	SINGAPORE	77	2 189	74 473	70 201
	MALAYSIA	400	3 926	0	0
	INDIA	378 921	605 811	291 802	394 620
	UNITED STATES	36 215	216 838	26	850
	UNITED KINGDOM	0	0	42	2 186
	FRANCE	3	1 281	0	0
	GERMANY, FED. REP. OF	162	8 856	330	13 215
	AUSTRIA	200	1 285	801	7 847
	BELGIUM	4	633	0	0
	SWITZERLAND	2 400	49 200	2 400	49 200
	NORWAY	0	0	48 960	213 244
	ITALY	3 218	6 639 198	1 861	10 662 299
	SUB TOTAL	**4 066 522**	**19 989 620**	**3 997 265**	**21 961 003 ***
2922110000	**MONOETHANOLAMINA AND ITS SALTS**				
51461	JAPAN	1 439	17 344	1 560	16 623
	TAIWAN	16 800	21 840	42 000	47 880
	CHINA	16 800	28 560	0	0
	THAILAND	184 800	211 288	441 630	451 694
	SINGAPORE	0	0	25 200	51 971
	MALAYSIA	1 060 231	1 396 919	575 610	614 291
	SAUDI ARABIA	148 000	159 120	0	0
	UNITED STATES	249 906	338 648	188 370	207 488
	GERMANY, FED. REP. OF	136 368	189 888	153 247	175 658
	SUB TOTAL	**1 814 344**	**2 363 607**	**1 427 617**	**1 565 605 ***
2922120000	**DIETHANOLAMINE AND ITS SALTS**				
51461	JAPAN	3 690	11 635	22 729	83 777
	KOREA, REPUBLIC OF	52 260	77 352	17 600	21 120
	TAIWAN	703 496	733 844	302 540	277 366
	CHINA	0	0	18	108
	THAILAND	64 240	80 670	123 232	122 877
	SINGAPORE	1	75	0	0
	MALAYSIA	1 244 880	1 459 513	1 217 520	1 230 776
	INDIA	1 800	4 165	2	134
	SAUDI ARABIA	32 000	37 120	0	0
	UNITED STATES	125 160	134 148	495 157	462 888
	GERMANY, FED. REP. OF	52 569	65 695	103 772	106 788
	BELGIUM	17 200	20 984	46 560	43 518
	SUB TOTAL	**2 297 296**	**2 625 201**	**2 329 130**	**2 349 352 ***
2922130000	**TRIETHANOLAMINE AND ITS SALTS**				
51461	JAPAN	41 560	94 961	19 980	53 362
	TAIWAN	39 570	56 783	80 530	95 837
	THAILAND	48 400	81 312	191 680	218 279
	SINGAPORE	0	0	13 415	19 239
	MALAYSIA	887 864	1 224 997	779 539	978 855
	UNITED STATES	922 241	1 689 789	839 305	1 298 774
	GERMANY, FED. REP. OF	17 514	48 562	17 507	38 699
	SUB TOTAL	**1 957 149**	**3 196 404**	**1 941 956**	**2 703 045 ***
2922191000	**ETHAMBUTOL &ITS SALTS, ESTERS&OTH DERIVESUITABLE FOR PRODUC OF ANTI-TBC PREPARE**				
51461	JAPAN	1 138	3 767	900	3 235
	CHINA	0	0	680	6 324
	SINGAPORE	14 483	39 980	1	164
	INDIA	44 005	1 796 250	63 000	2 533 850
	UNITED STATES	14 400	36 000	14 401	28 322
	GERMANY, FED. REP. OF	0	0	98	20 856
	SUB TOTAL	**74 026**	**1 875 997**	**79 080**	**2 592 751 ***
2922192000	**D-2-AMINO-N-BUTYL-ALCOHOL**				
51461	JAPAN	21 678	124 593	21 805	137 427

http://www.bps.go.id

HS / SITC	COMMODITY DESCRIPTION / COUNTRY OF ORIGIN	JANUARY - DECEMBER 2015		JANUARY - DECEMBER 2016	
		NET WEIGHT (KG)	CIF VALUE (US$)	NET WEIGHT (KG)	CIF VALUE (US$)
	TAIWAN	16 580	26 161	10 820	15 798
	CHINA	367 626	710 179	439 203	668 869
	SINGAPORE	626	1 728	5 162	7 220
	INDIA	0	0	2 000	4 372
	UNITED STATES	71 703	168 157	103 561	266 073
	ARGENTINA	0	0	8 400	23 688
	ANGUILLA	0	0	640	2 698
	UNITED KINGDOM	0	0	1 000	5 789
	GERMANY, FED. REP. OF	30 484	79 235	62 796	150 804
	BELGIUM	4	3 932	3 510	11 884
	BULGARIA	2	1 112	1	556
	SUB TOTAL	**508 703**	**1 115 097**	**658 898**	**1 295 178 ***
2922199000	**OTH AMINO-ALCOHOLS,CONT ONE KIND OF OXYGFUNC, THEIR ATHERS&ESTER; SALTS THEREOF**				
51461	JAPAN	123	7 155	0	0
	KOREA, REPUBLIC OF	0	0	11	601
	CHINA	200 721	952 383	180 253	407 411
	SINGAPORE	0	0	3	1 811
	INDIA	87 575	1 531 774	139 760	1 725 137
	UNITED STATES	247 339	1 340 838	461 685	1 943 881
	UNITED KINGDOM	4 360	16 481	13 070	45 045
	FRANCE	0	0	15	1 021
	GERMANY, FED. REP. OF	1 075 132	7 348 520	865	98 259
	BELGIUM	178 193	509 545	125 854	697 322
	SWITZERLAND	1 371	173 706	346	49 493
	ITALY	2 825	5 774 376	6 014	7 387 576
	SPAIN	6	4 148	19	14 945
	HUNGARY	186	1 488	50	30 900
	ROMANIA	0	0	20	3 160
	SUB TOTAL	**1 797 831**	**17 660 414**	**927 965**	**12 406 562 ***
2922210000	**AMINO HYDROXYNAPHTHALENE SULPHONIC ACIDS AND THEIR SALTS**				
51462	JAPAN	594	540 056	54	19 118
	HONG KONG	450	6 660	0	0
	KOREA, REPUBLIC OF	0	0	60	6 014
	TAIWAN	0	0	15 052	128 802
	CHINA	733 331	5 245 136	769 215	3 604 566
	THAILAND	0	0	17 500	77 800
	SINGAPORE	12	1 465	14 435	85 343
	INDIA	582 692	4 372 492	469 810	2 713 714
	UNITED STATES	0	0	3 672	34 780
	UNITED KINGDOM	2 000	5 305	6 400	38 368
	FRANCE	12	506	18 070	88 754
	GERMANY, FED. REP. OF	160 003	480 070	128 014	384 747
	SWITZERLAND	429	42 213	64	10 377
	ITALY	0	0	75	1 113
	CZECH REPUBLIC	20	1 734	0	0
	SUB TOTAL	**1 479 543**	**10 695 637**	**1 442 421**	**7 193 496 ***
2922290000	**OTH AMINO NAPTHOLS&OTH AMINO PHENOL CONT ONE KIND OF OXYGEN FUNC,ETHERS&ESTER**				
51462	JAPAN	1 350	97 544	409	25 784
	HONG KONG	700	10 220	0	0
	KOREA, REPUBLIC OF	194	5 470	36	992
	CHINA	95 680	1 038 679	97 455	839 380
	SINGAPORE	15	190	0	0
	INDIA	92 233	734 733	163 716	1 464 120
	INDONESIA	38	4 485	0	0
	UNITED STATES	15 741	70 103	21 743	96 370
	NETHERLANDS	35	24 150	0	0
	FRANCE	5	1 271	0	0
	GERMANY, FED. REP. OF	116	43 559	51	10 243
	BELGIUM	1 448	3 765	1 448	3 765
	SWITZERLAND	0	0	800	10 984
	ITALY	112	102 400	190	101 250
	SUB TOTAL	**207 667**	**2 136 569**	**285 848**	**2 552 888 ***
2922310000	**AMFEPRAMONE (INN), METHADONE (INN) & NORMETHADONE (INN); SALTS THEREOF**				
51463	SWITZERLAND	0	0	99	42 075

http://www.bps.go.id

HS / SITC	COMMODITY DESCRIPTION / COUNTRY OF ORIGIN	JANUARY - DECEMBER 2015		JANUARY - DECEMBER 2016	
		NET WEIGHT (KG)	CIF VALUE (US$)	NET WEIGHT (KG)	CIF VALUE (US$)
	ITALY	50	10 946	100	21 140
	SUB TOTAL	**50**	**10 946**	**199**	**63 215 ***
2922390000	**OTH AMINO ALDEHYDES, AMINO KETONES&AMINOQUINONES CONT ONE KIND OXYGEN FUNC&SALT**				
51463	JAPAN	1 772	107 386	2 575	175 360
	TAIWAN	3 972	20 538	1 537	10 269
	CHINA	19 661	354 560	1 050	35 226
	INDIA	62	15 156	5 405	77 343
	UNITED STATES	3	1 410	1	1 272
	NETHERLANDS	0	0	13	5 359
	FRANCE	75	20 110	200	59 639
	GERMANY, FED. REP. OF	290	56 637	314	89 869
	BELGIUM	1	14	3	38
	HUNGARY	1 170	14 040	1 365	16 380
	SUB TOTAL	**27 006**	**589 851**	**12 463**	**470 755 ***
2922410000	**LYSINE AND ITS ESTERS; SALTS THEREOF**				
51464	JAPAN	216 351	479 866	4 627	196 370
	KOREA, REPUBLIC OF	253 000	343 748	433 917	700 477
	TAIWAN	84 498	108 985	0	0
	CHINA	8 040 154	8 320 408	15 555 572	14 631 041
	THAILAND	946 000	1 354 860	393 000	534 840
	SINGAPORE	180 674	220 081	4 428 343	4 001 109
	INDIA	1 750	7 675	14 150	34 717
	UNITED STATES	575 000	906 000	375 000	561 750
	UNITED KINGDOM	400	1 622	725	3 298
	NETHERLANDS	18 325	16 948	0	0
	FRANCE	350	99 860	1 512	148 964
	GERMANY, FED. REP. OF	441	12 468	69	2 307
	MONACO	75	55 255	159	117 492
	ITALY	25	1 195	125	4 511
	SUB TOTAL	**10 317 043**	**11 928 971**	**21 207 199**	**20 936 876 ***
2922421000	**GLUTAMIC ACID**				
51464	JAPAN	445	9 706	700	13 350
	TAIWAN	10 054	45 140	11 000	48 950
	CHINA	12 901	68 902	38 013	124 695
	MALAYSIA	200	422	1 025	516
	UNITED STATES	0	0	10 659	64 625
	BRAZIL	12 225	76 433	0	0
	FRANCE	2 000	11 400	0	0
	GERMANY, FED. REP. OF	217	3 718	77	2 740
	SUB TOTAL	**38 042**	**215 721**	**61 474**	**254 876 ***
2922422000	**MONOSODIUM GLUTAMATE (MSG)**				
51464	JAPAN	6 380	7 894	973 083	1 507 107
	HONG KONG	11 624	13 173	23 248	26 346
	KOREA, REPUBLIC OF	60 900	94 542	534 250	839 309
	TAIWAN	10 000	40 000	10 000	40 000
	CHINA	32 471 038	38 768 340	33 440 925	36 805 013
	THAILAND	88 000	108 240	0	0
	SINGAPORE	0	0	153 308	211 521
	MALAYSIA	9 275	14 378	6 000	8 899
	VIET NAM	0	0	273 000	368 550
	INDONESIA	447 876	693 691	1	1
	NETHERLANDS	0	0	21 000	32 445
	GERMANY, FED. REP. OF	19	207	16	1 578
	SUB TOTAL	**33 105 112**	**39 740 465**	**35 434 831**	**39 840 769 ***
2922429000	**OTH SALT OF GLUTAMIC ACID**				
51464	JAPAN	6 485	184 428	5 302	126 973
	KOREA, REPUBLIC OF	0	0	20	512
	TAIWAN	0	0	8 000	35 600
	CHINA	10 125	58 196	14 006	80 983
	SINGAPORE	12	840	53	4 663
	INDIA	5 000	3 500	5 000	3 500
	UNITED STATES	26	346	450	9 171
	FRANCE	10 000	35 327	5 002	17 095

http://www.bps.go.id

HS / SITC	COMMODITY DESCRIPTION / COUNTRY OF ORIGIN	JANUARY - DECEMBER 2015		JANUARY - DECEMBER 2016	
		NET WEIGHT (KG)	CIF VALUE (US$)	NET WEIGHT (KG)	CIF VALUE (US$)
	GERMANY, FED. REP. OF	1 564	42 352	1 000	26 724
	SUB TOTAL	**33 212**	**324 989**	**38 833**	**305 221 ***
2922430000	**ANTHRANILIC ACID AND ITS SALTS**				
51465	CHINA	2 400	15 360	2 400	15 360
	GERMANY, FED. REP. OF	1	21	4	94
	SUB TOTAL	**2 401**	**15 381**	**2 404**	**15 454 ***
2922491000	**MEPHENAMIC ACID AND ITS SALTS**				
51465	JAPAN	13 506	58 621	25 514	125 528
	KOREA, REPUBLIC OF	50 020	750 850	60 000	940 000
	TAIWAN	1 600	24 000	400	6 000
	CHINA	659 374	5 932 971	1 132 100	7 839 009
	THAILAND	0	0	10 000	96 500
	SINGAPORE	27	1 552	28	1 927
	PHILIPPINES	0	0	6	59
	INDIA	6 100	33 890	12 410	135 184
	UNITED STATES	10	787	16	676
	MEXICO	68	1 869	0	0
	UNITED KINGDOM	500	6 567	875	12 744
	FRANCE	15 000	41 850	39 000	88 350
	GERMANY, FED. REP. OF	18 701	48 500	46 933	117 211
	SWITZERLAND	0	0	200	9 000
	MONACO	0	0	400	3 226
	SPAIN	0	0	50	552
	SUB TOTAL	**764 906**	**6 901 457**	**1 327 932**	**9 375 966 ***
2922499000	**OTH AMINO ACIDS, CONT ONE KIND OF OXYGENFUNC & THEIR ESTERS; SALT THEREOF**				
51465	JAPAN	84 572	1 472 091	72 763	1 066 510
	KOREA, REPUBLIC OF	2	32	0	0
	TAIWAN	23 123	199 715	4 411	214 492
	CHINA	1 390 913	5 128 956	1 410 956	5 067 601
	SINGAPORE	2 024	6 945	78	8 138
	MALAYSIA	17 000	47 260	726	1 800
	INDIA	279 152	2 525 799	404 280	3 589 940
	ISRAEL	300	219 000	0	0
	AUSTRALIA	0	0	700	5 138
	NEW ZEALAND	0	0	2	836
	UNITED STATES	94 320	384 445	62 832	290 955
	CANADA	0	0	3	1 627
	BRAZIL	0	0	20	603
	UNITED KINGDOM	38 218	233 587	24 735	213 075
	NETHERLANDS	420 176	3 511 941	382 175	3 105 397
	FRANCE	143	82 591	117	72 732
	GERMANY, FED. REP. OF	504 078	1 477 934	713 459	2 348 788
	SWITZERLAND	2 929	4 792 995	3 579	6 321 385
	MONACO	3 400	27 266	2 000	16 272
	IRELAND	10	69	220	51 396
	ITALY	434	54 611	105	14 942
	SPAIN	401	2 788	10	5 941
	HUNGARY	1	248	0	0
	POLAND	0	0	23	180 117
	CZECH REPUBLIC	250	11 791	0	0
	SUB TOTAL	**2 861 446**	**20 180 064**	**3 083 194**	**22 577 685 ***
2922501000	**P-AMINOSALICYLIC ACID & ITS SALTS,ESTERAND OTHER DERIVATIVES**				
51467	JAPAN	1 379	75 138	1 100	53 600
	CHINA	6 581 000	15 226 403	3 887 205	6 012 914
	MONGOLIA	0	0	323 000	459 340
	SINGAPORE	454	30 256	113	5 839
	MALAYSIA	0	0	234 000	396 725
	INDIA	13	4 817	825	21 891
	NETHERLANDS	0	0	20 000	31 284
	FRANCE	0	0	280	5 341
	GERMANY, FED. REP. OF	9	2 642	10	1 651
	SUB TOTAL	**6 582 855**	**15 339 256**	**4 466 533**	**6 988 585 ***

http://www.bps.go.id

HS / SITC	COMMODITY DESCRIPTION / COUNTRY OF ORIGIN	JANUARY - DECEMBER 2015		JANUARY - DECEMBER 2016	
		NET WEIGHT (KG)	CIF VALUE (US$)	NET WEIGHT (KG)	CIF VALUE (US$)
2922509000	**OTH AMINO-ALCOHOL/AMINO-ACID-PHENOLS&OTHAMINO COMPOUND W/ OXYGEN FUNCTION**				
51467	JAPAN	32 106	1 351 306	26 411	886 336
	KOREA, REPUBLIC OF	300	34 500	150	17 250
	TAIWAN	4 890	901 080	5 145	948 180
	CHINA	1 194 824	3 675 479	3 595 871	7 437 176
	THAILAND	0	0	992	20 832
	SINGAPORE	6 208	70 485	7 593	70 676
	INDIA	22 999	2 153 564	6 839	809 214
	UNITED STATES	20 744	127 776	552	19 475
	BRAZIL	20	460	120	4 462
	UNITED KINGDOM	1 013	96 861	1 238	91 916
	FRANCE	9 077	147 422	21 661	184 701
	GERMANY, FED. REP. OF	4 535	696 408	517	92 557
	SWITZERLAND	1 022	2 397 986	419	3 302 240
	ITALY	9	3 044	1	18
	SPAIN	5	109	1	14
	HUNGARY	0	0	25	560
	SUB TOTAL	**1 297 752**	**11 656 480**	**3 667 535**	**13 885 607 ***
2923100000	**CHOLINE AND ITS SALTS**				
51481	KOREA, REPUBLIC OF	1 415 053	1 698 283	1 521 720	1 626 510
	CHINA	7 881 786	7 004 888	7 511 370	6 092 963
	PHILIPPINES	50	1 925	35	2 405
	MALAYSIA	0	0	22 000	15 310
	INDIA	75	1 815	830	10 855
	UNITED STATES	102 400	181 108	63 154	125 226
	NETHERLANDS	0	0	27	374
	GERMANY, FED. REP. OF	4 600	37 653	14 920	128 968
	BELGIUM	2 793 108	3 455 361	2 612 800	2 928 636
	ITALY	526 500	1 077 753	506 250	1 353 269
	SPAIN	65 786	329 538	130 525	409 164
	SUB TOTAL	**12 789 358**	**13 788 324**	**12 383 631**	**12 693 680 ***
2923201000	**LECITHINS, WHETHER OR NOT CHEMICALLYDEFINED**				
51481	JAPAN	421	29 804	1 837	79 387
	HONG KONG	0	0	37 200	26 310
	KOREA, REPUBLIC OF	33	16 865	50	21 625
	CHINA	8 626 275	6 831 769	10 373 850	7 516 047
	THAILAND	351 999	312 080	176 000	168 800
	SINGAPORE	581 399	661 245	503 400	461 218
	PHILIPPINES	0	0	44	2 522
	MALAYSIA	1 480	5 840	72 425	89 574
	VIET NAM	96 000	65 606	0	0
	INDIA	191 547	294 810	354 875	462 349
	AUSTRALIA	205	617	0	0
	UNITED STATES	1 431 148	2 274 052	1 299 970	2 067 601
	ARGENTINA	2 468 187	1 744 884	3 098 000	2 028 786
	BRAZIL	1 628 398	2 186 067	2 860 200	2 932 710
	UNITED KINGDOM	0	0	25	383
	NETHERLANDS	409 600	1 279 783	600 860	1 702 637
	FRANCE	15	3 539	144	2 877
	GERMANY, FED. REP. OF	811 559	1 734 805	937 872	1 826 004
	BELGIUM	0	0	1	67
	DENMARK	19 440	61 153	10 260	32 514
	SPAIN	800	2 562	1 420	6 538
	SUB TOTAL	**16 618 506**	**17 505 481**	**20 328 433**	**19 427 949 ***
2923209000	**PHOSPHOAMINOLIPIDS, WHETHER OR NOTCHEMICALLY DEFINED**				
51481	JAPAN	60	3 968	23	1 761
	HONG KONG	0	0	5	690
	KOREA, REPUBLIC OF	0	0	74	5 006
	CHINA	275 914	220 290	172 206	153 140
	THAILAND	0	0	191	612
	SINGAPORE	825	2 960	101	4 301
	PHILIPPINES	0	0	1	84
	MALAYSIA	0	0	7 875	25 047
	INDIA	9	3 159	25	713
	UNITED STATES	293 704	492 438	230 402	347 085
	CANADA	0	0	11	1 066
	MEXICO	0	0	10	637

http://www.bps.go.id

HS / SITC	COMMODITY DESCRIPTION / COUNTRY OF ORIGIN	JANUARY - DECEMBER 2015		JANUARY - DECEMBER 2016	
		NET WEIGHT (KG)	CIF VALUE (US$)	NET WEIGHT (KG)	CIF VALUE (US$)
	ARGENTINA	147 200	95 227	96 300	65 569
	UNITED KINGDOM	0	0	1 595	16 641
	NETHERLANDS	16 675	26 895	4 020	24 490
	FRANCE	170	824	441	6 766
	GERMANY, FED. REP. OF	92 836	221 711	1 576	44 415
	BELGIUM	14	331	0	0
	DENMARK	0	0	170	743
	SPAIN	143	2 977	73	2 454
	SUB TOTAL	**827 550**	**1 070 780**	**515 099**	**701 220 ***
2923900000	**OTH QUARTERNARY AMMONIUM SALTS ANDHYDROXIDES WHETHER/NOT CHEMICALLY DEFINE**				
51481	JAPAN	17 935	283 007	29 511	428 308
	HONG KONG	0	0	2	107
	KOREA, REPUBLIC OF	816 975	1 165 635	1 105 755	1 416 826
	TAIWAN	0	0	3 300	6 600
	CHINA	1 322 508	2 714 749	1 551 575	2 562 343
	THAILAND	3 863 925	2 516 300	1 541 545	1 070 099
	SINGAPORE	43 030	198 724	70 341	113 852
	MALAYSIA	0	0	107 240	260 154
	VIET NAM	538	2 640	0	0
	INDIA	4 542	47 387	10 337	165 868
	SOUTH AFRICA	10 410	21 633	0	0
	AUSTRALIA	0	0	7	4 811
	UNITED STATES	517 482	1 081 613	126 996	476 045
	UNITED KINGDOM	0	0	500	7 500
	NETHERLANDS	14 195	87 649	1 121	12 227
	FRANCE	270	43 193	230	74 841
	GERMANY, FED. REP. OF	103 840	630 588	94 807	540 125
	BELGIUM	9	763	860	3 827
	SWITZERLAND	25	1 125	0	0
	DENMARK	160	22 392	255	38 934
	SWEDEN	1 360	6 800	0	0
	FINLAND	1 067	9 828	12 850	66 878
	IRELAND	100	942	0	0
	ITALY	40 319	116 344	39 210	111 096
	SPAIN	0	0	2 021	3 287
	HUNGARY	0	0	1	28
	SUB TOTAL	**6 758 690**	**8 951 312**	**4 698 464**	**7 363 756 ***
2924110000	**MEPROBAMATE (INN)**				
51471	CHINA	5	148	0	0
	SINGAPORE	0	0	1	67
	SUB TOTAL	**5**	**148**	**1**	**67 ***
2924120010	**MONOCROTOPHOS (ISO)**				
51471	JAPAN	0	0	2	48
	CHINA	10	5 442	2 020	19 570
	UNITED KINGDOM	0	0	1	1
	SUB TOTAL	**10**	**5 442**	**2 023**	**19 619 ***
2924120090	**FLUOROACETAMIDE (ISO) & PHOSPHAMIDON(ISO)**				
51471	JAPAN	120	1 864	119	2 773
	CHINA	12 800	82 560	12 800	82 560
	SINGAPORE	3 453	12 143	6 876	24 910
	MALAYSIA	5 807	4 528	0	0
	UNITED STATES	454	2 722	1 815	10 887
	FRANCE	2	655	0	0
	SUB TOTAL	**22 636**	**104 472**	**21 610**	**121 130 ***
2924190000	**OTH ACYCLIC AMIDES (INCL ACYCLIC CARBAMATES) & THEIR DERIVATIVES; SALTS THEREOF**				
51471	JAPAN	146 679	800 515	506 798	1 897 112
	HONG KONG	42 305	187 428	0	0
	KOREA, REPUBLIC OF	0	0	13	285
	TAIWAN	153 146	135 590	58 227	45 651
	CHINA	3 442 060	5 412 970	2 610 052	3 253 472
	SINGAPORE	1 570	16 445	1 184	4 220
	MALAYSIA	0	0	21 000	32 340
	VIET NAM	0	0	21 450	13 085

http://www.bps.go.id

HS / SITC	COMMODITY DESCRIPTION / COUNTRY OF ORIGIN	JANUARY - DECEMBER 2015		JANUARY - DECEMBER 2016	
		NET WEIGHT (KG)	CIF VALUE (US$)	NET WEIGHT (KG)	CIF VALUE (US$)
	INDIA	317 363	790 956	344 275	983 819
	SAUDI ARABIA	0	0	392 020	251 458
	TURKEY	0	0	403	321
	UNITED STATES	3 380	35 263	10 252	68 205
	UNITED KINGDOM	80 170	278 618	41 701	149 897
	NETHERLANDS	152 818	433 226	69 815	312 768
	FRANCE	703	233 502	6 377	165 956
	GERMANY, FED. REP. OF	4 043	66 192	3 158	79 324
	AUSTRIA	0	0	1 000	20 280
	BELGIUM	6	228	31 200	26 520
	SWITZERLAND	1 220	497 824	2 450	8 881
	ITALY	723	3 061	360	1 938
	SPAIN	4 000	22 899	0	0
	BULGARIA	0	0	3 464	4 048
	SUB TOTAL	**4 350 186**	**8 914 717**	**4 125 199**	**7 319 580 ***
2924211000	**4-ETHOXYPHENYLUREA (DULCIN)**				
51473	JAPAN	800	9 105	700	8 976
	CANADA	0	0	1	183
	SUB TOTAL	**800**	**9 105**	**701**	**9 159 ***
2924212000	**DIURON AND MONOURON**				
51473	CHINA	378 679	428 503	1 090 200	867 998
	THAILAND	90	365	61 371	1 077 645
	SINGAPORE	1	74	1	77
	MALAYSIA	4 320	30 071	60 000	195 000
	INDIA	0	0	2	287
	FRANCE	9 600	48 000	11	638
	SPAIN	38 620	211 894	0	0
	SUB TOTAL	**431 310**	**718 907**	**1 211 585**	**2 141 645 ***
2924219000	**OTH UREINES & THEIR DERIVATIVES; SALTSTHEREOF**				
51473	JAPAN	171 663	177 765	0	0
	HONG KONG	100	14 510	0	0
	CHINA	185 850	799 906	247 510	1 024 898
	SINGAPORE	27	4 096	2	276
	MALAYSIA	0	0	42 750	143 213
	INDIA	140 275	761 913	103 585	536 311
	UNITED STATES	157	7 489	158	9 344
	UNITED KINGDOM	200	29 013	0	0
	SWITZERLAND	1	243	3 000	1 452 816
	ITALY	1 325	12 362	2 500	23 741
	SPAIN	12	143	0	0
	BULGARIA	10 000	60 000	0	0
	SUB TOTAL	**509 610**	**1 867 440**	**399 505**	**3 190 599 ***
2924291000	**ASPARTAME**				
51479	JAPAN	162 000	2 436 480	324 000	4 872 960
	HONG KONG	0	0	72 000	705 600
	CHINA	1 067 996	11 479 356	1 386 872	13 740 621
	SINGAPORE	4	2 158	5	1 191
	INDIA	11 035	91 244	0	0
	UNITED STATES	110 670	1 941 690	1 091	120 800
	SWITZERLAND	300	7 839	700	14 861
	SUB TOTAL	**1 352 005**	**15 958 767**	**1 784 668**	**19 456 033 ***
2924292000	**BUTYLPHENYLMETHYL CARBAMATE, METHYLISOPROPYL PHENYL CARBAMATE**				
51479	KOREA, REPUBLIC OF	7 715	154 660	10 180	166 480
	TAIWAN	0	0	15 200	52 440
	CHINA	809 678	2 700 985	920 810	2 807 391
	SINGAPORE	2	62	7	468
	INDIA	0	0	15 200	41 040
	UNITED STATES	12	1 583	0	0
	UNITED KINGDOM	1 350	182 025	0	0
	IRELAND	0	0	1	3
	SUB TOTAL	**818 757**	**3 039 315**	**961 398**	**3 067 822 ***

http://www.bps.go.id

HS / SITC	COMMODITY DESCRIPTION / COUNTRY OF ORIGIN	JANUARY - DECEMBER 2015		JANUARY - DECEMBER 2016	
		NET WEIGHT (KG)	CIF VALUE (US$)	NET WEIGHT (KG)	CIF VALUE (US$)
2924299010	**ASETAMINOPHEN(PARACETAMOL);SALICYLAMIDE; ETHOXYBENZAMIDE**				
51479	KOREA, REPUBLIC OF	50	1 600	50	1 600
	TAIWAN	200	4 000	0	0
	CHINA	7 245 316	27 579 840	6 441 574	20 516 008
	SINGAPORE	23	1 379	26	1 695
	INDIA	17 625	102 847	14 925	67 844
	UNITED STATES	11 756	227 324	13 600	229 900
	CANADA	0	0	5	2 100
	GERMANY, FED. REP. OF	12	1 368	10	33
	ITALY	1 140	32 495	815	23 826
	SUB TOTAL	**7 276 122**	**27 950 853**	**6 471 005**	**20 843 006 ***
2924299090	**OTH CYCLIC AMIDES(INCL CYCLIC CARBAMATE) AND THEIR DERIVATIVES; SALTS THEREOF**				
51479	JAPAN	16 001	93 871	32 005	193 528
	HONG KONG	0	0	2	806
	TAIWAN	750	22 250	2 482	531 537
	CHINA	703 329	5 266 049	604 500	4 708 711
	THAILAND	19 000	339 150	33 000	587 849
	SINGAPORE	147	49 131	239 945	1 864 284
	VIET NAM	615	5 443	0	0
	INDIA	28 962	570 980	52 043	942 164
	SOUTH AFRICA	250	11 650	0	0
	UNITED STATES	979 309	7 340 400	864 908	6 843 422
	UNITED KINGDOM	0	0	2	2 361
	NETHERLANDS	0	0	25	2 324
	FRANCE	5	2 102	5	1 884
	GERMANY, FED. REP. OF	26	1 994	235	14 424
	AUSTRIA	0	0	1	3 750
	BELGIUM	100	9 000	100	9 000
	SWITZERLAND	386	59 125	928	134 515
	ITALY	813	135 302	1 699	189 163
	SPAIN	124	11 190	1 371	247 710
	SUB TOTAL	**1 749 817**	**13 917 637**	**1 833 251**	**16 277 432 ***
2925110000	**SACCHARIN AND ITS SALTS**				
51482	JAPAN	3 731	68 558	2 777	50 996
	KOREA, REPUBLIC OF	417	2 375	0	0
	CHINA	399 498	3 162 000	404 500	4 104 295
	UNITED STATES	0	0	1	241
	GERMANY, FED. REP. OF	565	21 461	70	15 236
	SUB TOTAL	**404 211**	**3 254 394**	**407 348**	**4 170 768 ***
2925190000	**OTH IMIDES & THEIR DERIVATIVES; SALTSTHEREOF**				
51482	JAPAN	2 624	33 947	240	7 901
	KOREA, REPUBLIC OF	377	10 785	95	4 975
	TAIWAN	2 000	8 700	0	0
	CHINA	69 168	263 147	24 595	74 474
	SINGAPORE	39 815	116 941	0	0
	INDIA	21 700	66 223	24 855	75 823
	AUSTRALIA	218	3 488	0	0
	UNITED STATES	2 616	29 822	0	0
	NETHERLANDS	2 400	55 681	15 000	320 240
	GERMANY, FED. REP. OF	2 002	44 663	2 251	4 065
	SUB TOTAL	**142 920**	**633 397**	**67 036**	**487 478 ***
2925290000	**OTH IMINES AND THEIR DERIVATIVES; ANDSALTS THEREOF**				
51482	JAPAN	2 307	95 759	3 103	123 247
	KOREA, REPUBLIC OF	28 441	441 936	25 160	264 225
	CHINA	82 583	413 519	98 703	456 461
	SINGAPORE	33	4 304	33	3 320
	PHILIPPINES	0	0	30	106
	INDIA	439 126	2 258 075	372 171	1 832 873
	UNITED STATES	150	8 704	197	8 052
	UNITED KINGDOM	3	201	0	0
	FRANCE	35 931	1 268 999	32 937	1 323 535
	GERMANY, FED. REP. OF	1 376	36 058	1 549	50 032
	BELGIUM	12	453	0	0
	SWITZERLAND	46	2 548	45	1 932
	NORWAY	2 600	24 960	0	0

http://www.bps.go.id

HS / SITC	COMMODITY DESCRIPTION / COUNTRY OF ORIGIN	JANUARY - DECEMBER 2015		JANUARY - DECEMBER 2016	
		NET WEIGHT (KG)	CIF VALUE (US$)	NET WEIGHT (KG)	CIF VALUE (US$)
	ITALY	300	4 380	100	1 460
	SPAIN	213	6 309	385	14 398
	CZECH REPUBLIC	1	54	0	0
	SUB TOTAL	**593 122**	**4 566 259**	**534 413**	**4 079 641 ***
2926100000	**ACRYLONITRILE**				
51483	THAILAND	6 054 882	8 702 624	1 023 800	1 103 011
	GERMANY, FED. REP. OF	0	0	2	96
	SUB TOTAL	**6 054 882**	**8 702 624**	**1 023 802**	**1 103 107 ***
2926200000	**1-CYANOGUANIDINE (DICYANDIAMIDE)**				
51484	JAPAN	11 090	24 966	4 641	40 758
	TAIWAN	0	0	1 500	1 950
	CHINA	385 625	666 285	257 002	390 570
	SINGAPORE	4	308	3	184
	MALAYSIA	375	7 067	0	0
	INDIA	24 100	214 643	15 070	585 945
	UNITED KINGDOM	100	1 526	0	0
	FRANCE	10	1 865	117	8 142
	GERMANY, FED. REP. OF	59 265	1 185 998	16 721	445 500
	SWITZERLAND	18 600	241 800	375	6 503
	SPAIN	3	205	0	0
	SUB TOTAL	**499 172**	**2 344 663**	**295 429**	**1 479 552 ***
2926300000	**FENPROPOREX (INN) & ITS SALTS, METHADONE(INN) INTERMEDIATE(4-CYNO-2-DIMETHYL)**				
51484	SWITZERLAND	75	31 875	0	0
	SUB TOTAL	**75**	**31 875**	**0**	**0 ***
2926900000	**OTHER NITRILE-FUNCTION COMPOUNDS**				
51484	JAPAN	324 087	2 468 914	322 684	2 369 843
	HONG KONG	0	0	19 000	1 102 972
	KOREA, REPUBLIC OF	18 000	54 000	12 006	36 073
	TAIWAN	1	1	5	216
	CHINA	519 459	14 044 120	405 991	8 805 562
	SINGAPORE	18 186	1 408 080	8 510	673 952
	INDIA	229 543	6 376 957	356 422	6 288 692
	AUSTRALIA	0	0	10	229
	UNITED STATES	13 869	102 168	9 640	198 404
	MEXICO	3 680	59 761	3 425	60 059
	FRANCE	0	0	117	3 903
	GERMANY, FED. REP. OF	122 277	1 873 165	109 297	1 095 176
	BELGIUM	1	4	0	0
	SWITZERLAND	53 566	760 302	50 318	629 123
	ITALY	125	13 350	200	24 000
	SPAIN	358	8 036	467	15 067
	SUB TOTAL	**1 303 152**	**27 168 858**	**1 298 092**	**21 303 271 ***
2927001000	**AZODICARBONAMIDE**				
51485	JAPAN	61 576	550 774	19 400	184 455
	KOREA, REPUBLIC OF	142 294	504 154	244 536	908 405
	TAIWAN	25	128	130	1 527
	CHINA	3 044 173	6 051 618	2 936 300	5 585 487
	THAILAND	60 000	131 800	46 850	121 850
	SINGAPORE	162	1 731	7	365
	INDIA	0	0	59	552
	INDONESIA	160 605	500 275	0	0
	GERMANY, FED. REP. OF	45	2 505	9 833	34 368
	ITALY	44	340	286	1 980
	ROMANIA	0	0	5 500	20 488
	SUB TOTAL	**3 468 924**	**7 743 325**	**3 262 901**	**6 859 477 ***
2927009000	**OTH DIAZO-, AZO- OR AZOXY-COMPOUNDS**				
51485	JAPAN	9 101	97 524	9 687	79 970
	HONG KONG	0	0	26	101
	KOREA, REPUBLIC OF	704 130	2 587 159	619 680	2 441 381
	TAIWAN	54 040	222 089	48 000	297 360
	CHINA	1 680 911	3 330 149	1 544 500	3 165 046

http://www.bps.go.id

HS / SITC	COMMODITY DESCRIPTION / COUNTRY OF ORIGIN	JANUARY - DECEMBER 2015		JANUARY - DECEMBER 2016	
		NET WEIGHT (KG)	CIF VALUE (US$)	NET WEIGHT (KG)	CIF VALUE (US$)
	THAILAND	276 899	644 570	248 520	528 977
	INDIA	10 146	66 040	0	0
	UNITED STATES	0	0	3	706
	GERMANY, FED. REP. OF	13 263	132 615	490	47 175
	ITALY	429	2 344	153	2 467
	SUB TOTAL	**2 748 919**	**7 082 490**	**2 471 059**	**6 563 183 ***
2928001000	**LINURON**				
51486	JAPAN	91 626	1 114 063	99 294	1 150 795
	KOREA, REPUBLIC OF	0	0	36 980	437 112
	CHINA	12 550	61 840	28 600	258 545
	THAILAND	0	0	1 524	2 667
	SINGAPORE	3	182	7	950
	INDIA	0	0	3	1 261
	UNITED STATES	15 240	32 004	0	0
	AUSTRIA	1	263	0	0
	SUB TOTAL	**119 420**	**1 208 352**	**166 408**	**1 851 330 ***
2928009000	**OTH ORGANIC DERIVATIVES OF HIDRAZINE OROF HYDROXYLAMINE**				
51486	JAPAN	107 295	1 239 822	100 462	1 173 954
	KOREA, REPUBLIC OF	3 868	64 970	9 943	80 555
	CHINA	651 282	3 936 645	592 103	6 042 145
	SINGAPORE	7 374	88 556	13 055	33 432
	PHILIPPINES	0	0	2	76
	INDIA	45 928	115 120	61 066	119 406
	AUSTRALIA	40	759	0	0
	UNITED STATES	22 441	59 924	14 403	62 294
	MEXICO	100	2 180	100	2 766
	FRANCE	0	0	8 514	45 261
	GERMANY, FED. REP. OF	590	157 821	337	196 407
	BELGIUM	14 810	74 764	14 800	72 520
	SWITZERLAND	1 327	129 368	2 094	193 793
	ITALY	25	51 234	50	101 497
	SPAIN	1	40	180	4 230
	SUB TOTAL	**855 081**	**5 921 203**	**817 109**	**8 128 336 ***
2929101000	**DIPHENYLMETHENA DILSOCYANATA (MDI)**				
51489	JAPAN	1 754 932	1 868 972	1 854 318	1 543 397
	HONG KONG	165 603	455 577	180 000	247 440
	KOREA, REPUBLIC OF	7 927 687	13 456 279	10 657 245	12 354 363
	TAIWAN	417 320	1 707 560	299 159	1 023 349
	CHINA	2 632 216	4 689 749	2 419 952	4 068 079
	THAILAND	7 200	30 452	313 175	488 361
	SINGAPORE	696 687	1 668 213	651 308	1 379 987
	MALAYSIA	111 383	291 856	173 667	854 985
	VIET NAM	9	1	0	0
	INDIA	481	2 548	672	3 594
	UNITED STATES	1 946 972	4 074 331	275 848	1 241 699
	NETHERLANDS	134 515	227 850	54 209	112 150
	FRANCE	15 985	117 238	5 608	35 970
	GERMANY, FED. REP. OF	628 405	1 955 164	98 079	746 265
	ITALY	7 705	70 450	39 040	131 094
	SPAIN	1	128	0	0
	POLAND	281	708	0	0
	SUB TOTAL	**16 447 382**	**30 617 076**	**17 022 280**	**24 230 733 ***
2929102000	**TOLUENE DILSOCYANATE**				
51489	JAPAN	20 620 152	34 723 837	16 248 489	32 439 707
	HONG KONG	179 999	143 040	160 000	250 358
	KOREA, DEM. PEOPLE'S REP.	0	0	21 680	46 612
	KOREA, REPUBLIC OF	13 701 501	22 668 265	21 961 375	49 101 076
	TAIWAN	490 000	989 736	234 562	480 049
	CHINA	7 618 999	12 220 100	8 338 620	14 339 380
	SINGAPORE	0	0	100 000	258 763
	UNITED STATES	0	0	100 000	152 000
	GERMANY, FED. REP. OF	546 802	1 119 294	0	0
	HUNGARY	40 000	86 000	120 000	185 400
	SUB TOTAL	**43 197 453**	**71 950 272**	**47 284 726**	**97 253 345 ***

http://www.bps.go.id

HS / SITC	COMMODITY DESCRIPTION / COUNTRY OF ORIGIN	JANUARY - DECEMBER 2015		JANUARY - DECEMBER 2016	
		NET WEIGHT (KG)	CIF VALUE (US$)	NET WEIGHT (KG)	CIF VALUE (US$)
2929109000	**OTH ISOCYANATES**				
51489	JAPAN	251 389	1 180 215	232 509	1 147 187
	HONG KONG	20	384	0	0
	KOREA, REPUBLIC OF	2 440 779	2 734 728	992 559	1 316 217
	TAIWAN	15 221	93 168	21 095	151 712
	CHINA	79 431	104 040	126 729	515 774
	THAILAND	675	3 071	0	0
	SINGAPORE	6 361	15 308	46 300	100 597
	MALAYSIA	8 993	86 585	8 279	62 631
	INDIA	7 500	41 250	7 500	41 250
	UNITED STATES	0	0	800	11 008
	FRANCE	0	0	6 043	44 044
	GERMANY, FED. REP. OF	16 000	121 088	7	45
	ITALY	10 800	24 804	0	0
	SUB TOTAL	**2 837 169**	**4 404 641**	**1 441 821**	**3 390 465 ***
2929901000	**SODIUM CYCLAMATE**				
51489	CHINA	288 997	533 185	76 000	134 520
	BELGIUM	0	0	4	905
	SPAIN	0	0	3	526
	SUB TOTAL	**288 997**	**533 185**	**76 007**	**135 951 ***
2929909000	**OTH COMPOUNDS WITH OTHER NITROGEN FUNCT**				
51489	KOREA, REPUBLIC OF	0	0	20	183
	CHINA	10 000	64 400	33 926	147 002
	UNITED STATES	7 200	76 320	0	0
	SUB TOTAL	**17 200**	**140 720**	**33 946**	**147 185 ***
2930200000	**THIOCARBAMATES AND DITHIOCARBAMATES**				
51542	JAPAN	424 065	2 778 693	421 065	2 710 012
	KOREA, REPUBLIC OF	53	260	18	86
	TAIWAN	0	0	900	6 857
	CHINA	382 280	795 896	1 436 171	1 653 422
	SINGAPORE	972	27 778	21	1 351
	MALAYSIA	6 340	48 736	610	17 785
	INDIA	1 478 850	7 890 044	2 003 925	8 746 770
	UNITED STATES	1	192	0	0
	UNITED KINGDOM	1 110	29 834	1 230	21 321
	FRANCE	10 001	69 310	32	8 979
	GERMANY, FED. REP. OF	84 019	541 442	101 541	468 744
	BELGIUM	284 615	693 621	337 870	803 332
	ITALY	127 040	524 936	77 240	364 804
	BULGARIA	78 600	325 329	62 900	273 675
	SLOVENIA	0	0	3 000	13 132
	SUB TOTAL	**2 877 946**	**13 726 071**	**4 446 523**	**15 090 270 ***
2930300000	**THIURAM MONO-, DI- OR TETRASULPHIDES**				
51543	JAPAN	17 729	474 852	13 334	334 056
	KOREA, REPUBLIC OF	17 554	127 575	10 518	114 101
	CHINA	133 586	587 940	108 827	737 185
	MALAYSIA	320	2 513	460	3 806
	INDIA	5 279	13 835	100	3 875
	UNITED STATES	19 189	34 168	13 938	290 783
	NETHERLANDS	0	0	11 200	595 490
	FRANCE	9 450	38 220	13 650	42 595
	GERMANY, FED. REP. OF	50	1 114	2 367	194 589
	BELGIUM	300	4 751	0	0
	SWITZERLAND	0	0	3 000	430 216
	ITALY	3 000	37 200	32 500	174 665
	SUB TOTAL	**206 457**	**1 322 168**	**209 894**	**2 921 361 ***
2930400000	**METHIONINE**				
51544	JAPAN	4 897 099	25 179 332	3 728 060	13 256 350
	CHINA	358 104	1 661 137	130 438	677 852
	THAILAND	18 000	76 860	58 000	151 600
	SINGAPORE	22 610 738	12 566 710	5 998 583	20 219 496
	MALAYSIA	7 893 000	35 980 980	5 743 907	15 459 818
	INDIA	1	990	117 000	263 575

http://www.bps.go.id

HS / SITC	COMMODITY DESCRIPTION / COUNTRY OF ORIGIN	JANUARY - DECEMBER 2015		JANUARY - DECEMBER 2016	
		NET WEIGHT (KG)	CIF VALUE (US$)	NET WEIGHT (KG)	CIF VALUE (US$)
	UNITED STATES	295 530	1 418 933	299 040	832 522
	FRANCE	20 000	93 000	20 000	91 000
	GERMANY, FED. REP. OF	583 961	2 939 270	832 504	2 830 188
	BELGIUM	15 908 019	78 940 376	10 131 140	32 620 488
	SPAIN	130 000	446 944	0	0
	SUB TOTAL	**52 714 452**	**159 304 532**	**27 058 672**	**86 402 889 ***
2930500000	**CAPTAFOL (ISO) & METHAMIDOPHOS (ISO)**				
51549	JAPAN	132	13 640	132	13 200
	SUB TOTAL	**132**	**13 640**	**132**	**13 200 ***
2930901000	**DITHOCARBONATES**				
51549	JAPAN	5 352	1 378 667	2 667	669 467
	CHINA	184 396	1 001 724	276 940	1 048 534
	SINGAPORE	27	1 878	81	6 088
	INDIA	120	8 980	5 102	33 897
	UNITED STATES	0	0	6	1 004
	CANADA	4	1 440	0	0
	UNITED KINGDOM	0	0	1 009	8 476
	FRANCE	20	245	50	5 986
	BELGIUM	810	12 813	315	5 367
	SWITZERLAND	31	11 861	37	12 332
	ITALY	250	54 000	275	59 125
	SUB TOTAL	**191 010**	**2 471 608**	**286 482**	**1 850 276 ***
2930909000	**OTH ORGANO-SULPHUR COMPOUNDS**				
51549	JAPAN	2 807 532	10 830 024	2 962 901	8 075 169
	HONG KONG	58 851	243 425	33 815	139 200
	KOREA, REPUBLIC OF	7 193	26 811	12 687	53 007
	TAIWAN	1 769	5 989	11 664	145 967
	CHINA	7 371 874	33 127 239	9 726 143	36 656 689
	THAILAND	0	0	20 000	47 000
	SINGAPORE	35 637	274 273	186 602	813 667
	MALAYSIA	159 195	357 773	272 990	611 497
	INDIA	27 834	337 336	25 728	398 323
	AUSTRALIA	9	1 723	52	2 002
	UNITED STATES	1 136 788	4 373 284	1 875 208	5 829 883
	CANADA	0	0	2	628
	MEXICO	48 594	771 536	9 642	188 874
	BRAZIL	3	2 510	0	0
	UNITED KINGDOM	5 005	350 333	10 376	704 865
	NETHERLANDS	1 412	156 728	1 951	288 289
	FRANCE	276 340	1 383 511	168 633	597 494
	GERMANY, FED. REP. OF	350 660	2 322 338	670 201	3 081 615
	BELGIUM	73 140	364 439	87 021	391 077
	SWITZERLAND	468	219 668	643	297 979
	IRELAND	2	3 041	0	0
	ITALY	1 849	131 719	2 070	162 357
	SPAIN	2 033 060	7 979 654	40 276	108 061
	HUNGARY	65	3 305	10	2 041
	SUB TOTAL	**14 397 280**	**63 266 659**	**16 118 615**	**58 595 684 ***
2931101000	**TETRAMETHYL LEAD**				
51550	JAPAN	14 400	66 690	7 200	27 000
	TAIWAN	0	0	500	2 185
	UNITED STATES	0	0	2	92
	SUB TOTAL	**14 400**	**66 690**	**7 702**	**29 277 ***
2931102000	**TETRAETHYL LEAD**				
51550	HONG KONG	71	705	0	0
	CHINA	0	0	100 000	53 200
	SUB TOTAL	**71**	**705**	**100 000**	**53 200 ***
2931200000	**TRIBUTYLTIN COMPOUNDS**				
51550	JAPAN	0	0	3	458
	HONG KONG	18	435	0	0
	CHINA	0	0	17 600	30 976

http://www.bps.go.id

HS / SITC	COMMODITY DESCRIPTION / COUNTRY OF ORIGIN	JANUARY - DECEMBER 2015		JANUARY - DECEMBER 2016	
		NET WEIGHT (KG)	CIF VALUE (US$)	NET WEIGHT (KG)	CIF VALUE (US$)
	GERMANY, FED. REP. OF	15	262	0	0
	SUB TOTAL	**33**	**697**	**17 603**	**31 434 ***
2931902000	**N-(PHOSPHONOMETHYL) GLYCINE AND SALTSTHEREOF**				
51550	JAPAN	17 811	36 764	275	151 802
	HONG KONG	0	0	180 000	477 000
	CHINA	13 498 494	44 743 151	18 915 903	54 447 123
	SINGAPORE	601	4 129	52	5 790
	MALAYSIA	460 000	1 237 440	0	0
	UNITED STATES	1 580 002	7 312 973	0	0
	UNITED KINGDOM	270	1 053	0	0
	BELGIUM	6 440 180	27 475 644	8 720 000	28 844 058
	SWITZERLAND	1 580 000	7 588 062	0	0
	SUB TOTAL	**23 577 358**	**88 399 216**	**27 816 230**	**83 925 773 ***
2931903000	**ETHEPHONE**				
51550	JAPAN	32 185	638 422	40 062	838 329
	CHINA	531 503	1 180 392	1 777 885	2 087 230
	SINGAPORE	194	449	1	36
	UNITED STATES	70 965	1 805 058	110 300	1 437 687
	SUB TOTAL	**634 847**	**3 624 321**	**1 928 248**	**4 363 282 ***
2931904100	**ORGANO-ARSENIC COMPOUNDS IN LIQUID FORM**				
51550	JAPAN	11 701	146 912	10 240	167 862
	KOREA, REPUBLIC OF	5 125	50 803	9 200	29 489
	CHINA	1 837 949	5 333 670	2 695 704	6 290 722
	SINGAPORE	11 799	122 097	6	1 188
	MALAYSIA	1 768	6 971	0	0
	INDIA	24 770	81 465	13 000	65 861
	SAUDI ARABIA	17 600	112 640	0	0
	QATAR	0	0	35	385
	UNITED STATES	1 390	5 093	2 705	19 837
	FRANCE	0	0	3	470
	GERMANY, FED. REP. OF	7 325	45 608	110 081	599 558
	ITALY	0	0	16 000	73 280
	SUB TOTAL	**1 919 427**	**5 905 259**	**2 856 974**	**7 248 652 ***
2931904900	**ORGANO-ARSENIC COMPOUNDS NOT LIQUID FORM**				
51550	JAPAN	6 618	165 406	7 714	195 237
	HONG KONG	25	281	0	0
	KOREA, REPUBLIC OF	3 463	36 535	93 355	139 744
	TAIWAN	0	0	5 995	71 940
	CHINA	1 556 301	3 132 532	1 355 322	2 604 060
	THAILAND	20	206	30	1 062
	SINGAPORE	39 563	124 491	5 881	16 602
	MALAYSIA	1 645	17 455	3 316	43 122
	INDIA	50 690	325 276	91 535	180 117
	UNITED ARAB EMIRATES	0	0	15 000	12 803
	UNITED STATES	108 740	724 956	120 663	976 298
	UNITED KINGDOM	13 983	30 640	781	6 261
	NETHERLANDS	33 745	231 607	71 600	453 744
	GERMANY, FED. REP. OF	256 788	1 607 878	289 198	1 703 018
	BELGIUM	1 603	40 482	3 300	7 991
	ITALY	0	0	503	1 367
	CZECH REPUBLIC	45 100	255 140	0	0
	SUB TOTAL	**2 118 284**	**6 692 885**	**2 064 193**	**6 413 366 ***
2931909010	**DIMETHYLTIN DICLORIDE (DMTDCL)**				
51550	JAPAN	304	5 138	119	3 323
	KOREA, REPUBLIC OF	15 600	39 000	1	45
	TAIWAN	126	3 175	20	155
	CHINA	1 342 650	5 599 107	687 725	2 409 144
	THAILAND	105 355	330 048	15 256	41 256
	SINGAPORE	5	285	3	633
	INDIA	30 008	255 900	25 400	207 586
	UNITED STATES	2 092	43 439	4 642	50 616
	UNITED KINGDOM	15 600	37 440	0	0

http://www.bps.go.id

HS / SITC	COMMODITY DESCRIPTION / COUNTRY OF ORIGIN	JANUARY - DECEMBER 2015		JANUARY - DECEMBER 2016	
		NET WEIGHT (KG)	CIF VALUE (US$)	NET WEIGHT (KG)	CIF VALUE (US$)
	GERMANY, FED. REP. OF	20 880	73 440	14 453	54 071
	SUB TOTAL	**1 532 620**	**6 386 972**	**747 619**	**2 766 829 ***
2931909090	**OTH OF OTH ORGANO-INORGANIC COMPOUNDS**				
51550	JAPAN	29 144	139 708	43 421	180 733
	HONG KONG	81	682	0	0
	KOREA, REPUBLIC OF	18	459	0	0
	TAIWAN	2 600	10 374	2 413	9 604
	CHINA	358 994	1 031 769	567 176	872 879
	SINGAPORE	1 214	4 808	6 416	12 268
	MALAYSIA	0	0	1	119
	INDIA	75 816	689 571	82 009	686 670
	INDONESIA	0	0	4 700	11 844
	UNITED STATES	13 674	178 257	2 215	40 625
	UNITED KINGDOM	72 307	219 132	96 601	264 248
	NETHERLANDS	0	0	11 500	43 250
	GERMANY, FED. REP. OF	68 456	318 030	35 424	234 569
	DENMARK	77	24 103	0	0
	ITALY	51 145	194 899	0	0
	SUB TOTAL	**673 526**	**2 811 792**	**851 876**	**2 356 809 ***
2932110000	**TETRAHYDROFURAN**				
51569	JAPAN	331 399	959 578	345 711	914 638
	KOREA, REPUBLIC OF	180	945	72 188	177 451
	SINGAPORE	553	1 976	55	452
	MALAYSIA	28 800	81 360	28 800	74 534
	UNITED STATES	807	5 067	3 399	25 775
	GERMANY, FED. REP. OF	6 071	107 113	19 978	165 833
	SUB TOTAL	**367 810**	**1 156 039**	**470 131**	**1 358 683 ***
2932120000	**2-FURALDEHYDE (FURFURALDEHYDE)**				
51569	JAPAN	126	800	1	195
	CHINA	380 000	639 320	540 000	744 060
	SINGAPORE	3	278	3	234
	UNITED STATES	1 079	19 089	1 590	43 989
	UNITED KINGDOM	140	2 083	427	6 732
	GERMANY, FED. REP. OF	12	122	13	420
	SWITZERLAND	0	0	481	11 407
	SUB TOTAL	**381 360**	**661 692**	**542 515**	**807 037 ***
2932130000	**FURFURYL ALCOHOL AND TETRAHYDROFURFURYLALCOHOL**				
51569	JAPAN	30	5 572	40	8 277
	KOREA, REPUBLIC OF	56	1 154	0	0
	CHINA	174 601	731 976	106 805	339 113
	THAILAND	708 570	1 266 267	672 160	1 026 444
	SINGAPORE	40	14 136	969	14 600
	MALAYSIA	250	2 063	0	0
	INDIA	0	0	1	1
	UNITED STATES	2 045	17 871	0	0
	UNITED KINGDOM	3 039	37 478	3 665	35 337
	GERMANY, FED. REP. OF	300	12 686	1	18
	BELGIUM	175	2 228	0	0
	SWITZERLAND	5	505	16	1 447
	ITALY	0	0	375	17 673
	SPAIN	1	95	0	0
	SUB TOTAL	**889 112**	**2 092 031**	**784 032**	**1 442 910 ***
2932190000	**OTH COMP CONT AN UNFUSED FURAN RING(WHET/NOT HYDROGENATED) IN STRUCTURE**				
51569	JAPAN	81	11 124	12	3 007
	CHINA	49 541	1 995 507	113 794	5 296 519
	SINGAPORE	11 350	997 382	812	271 741
	INDIA	119 643	2 117 075	105 160	1 787 072
	AUSTRALIA	17	3 477	5	566
	UNITED STATES	360	66 361	6 133	648 955
	MEXICO	45	2 217	180	9 232
	BRAZIL	0	0	5	1 033
	UNITED KINGDOM	1 123	99 488	1 648	226 242
	NETHERLANDS	3 083	369 680	3 305	405 379

http://www.bps.go.id

HS / SITC	COMMODITY DESCRIPTION / COUNTRY OF ORIGIN	JANUARY - DECEMBER 2015		JANUARY - DECEMBER 2016	
		NET WEIGHT (KG)	CIF VALUE (US$)	NET WEIGHT (KG)	CIF VALUE (US$)
	FRANCE	1 431	88 451	1 013	56 829
	GERMANY, FED. REP. OF	2 701	19 389	11 211	108 523
	SWITZERLAND	18 589	1 853 126	20 005	2 930 215
	ITALY	200	7 600	200	7 600
	SPAIN	2 576	187 518	2 189	167 372
	HUNGARY	2	543	17	2 147
	SUB TOTAL	**210 742**	**7 818 938**	**265 689**	**11 922 432 ***
2932200010	**COUMARIN, METHYLCOUMARINS ANDETHYLCOUMARINS**				
51562	KOREA, REPUBLIC OF	50	8 450	100	16 900
	CHINA	56 475	584 783	83 640	738 404
	INDIA	100	3 210	6 150	53 029
	UNITED STATES	250	20 084	4	82
	FRANCE	0	0	1	224
	GERMANY, FED. REP. OF	4	171	5	188
	SPAIN	0	0	5	257
	SUB TOTAL	**56 879**	**616 698**	**89 905**	**809 084 ***
2932200090	**OTHER LACTONES**				
51563	JAPAN	92 647	669 255	92 200	712 903
	HONG KONG	0	0	225	2 920
	TAIWAN	580 000	1 379 355	420 000	948 364
	CHINA	268 313	4 923 124	226 726	4 570 775
	THAILAND	500	3 475	12	451
	SINGAPORE	8 741	298 940	8 120	240 556
	MALAYSIA	0	0	2 965	14 500
	INDIA	3 307	182 139	2 239	223 659
	ISRAEL	5	6 500	0	0
	TURKEY	0	0	120	31 200
	AUSTRALIA	128	7 454	154	6 545
	UNITED STATES	32 835	845 088	77 251	1 791 037
	BRAZIL	180	1 957	840	1 798
	UNITED KINGDOM	548	27 296	1 057	119 094
	NETHERLANDS	32	52 623	51	51 844
	FRANCE	27 180	712 879	49 211	902 313
	GERMANY, FED. REP. OF	11 085	481 339	4 806	278 924
	BELGIUM	0	0	1	56
	SWITZERLAND	5 154	638 356	7 264	916 035
	ITALY	60 778	136 950	61 400	151 166
	SPAIN	2 476	38 394	3 979	57 263
	HUNGARY	200	60 000	500	138 000
	POLAND	18	11 550	9	13 441
	ROMANIA	765	26 083	229	6 373
	CZECH REPUBLIC	7	3 560	0	0
	SUB TOTAL	**1 094 899**	**10 506 317**	**959 359**	**11 179 217 ***
2932910000	**ISOSAFROLE**				
51569	JAPAN	4	21	0	0
	LITHUANIA	0	0	3	249
	SUB TOTAL	**4**	**21**	**3**	**249 ***
2932930000	**PIPERONAL**				
51569	JAPAN	0	0	3 803	81 916
	HONG KONG	0	0	10 000	211 000
	CHINA	47 750	1 175 238	35 975	806 843
	UNITED STATES	0	0	4 076	103 837
	SUB TOTAL	**47 750**	**1 175 238**	**53 854**	**1 203 596 ***
2932950000	**TETRAHYDROCANNABINOLS (ALL ISOMERS)**				
51569	CHINA	7	1 582	0	0
	SUB TOTAL	**7**	**1 582**	**0**	**0 ***
2932991000	**CARBOFURAN**				
51569	JAPAN	6 400	115 200	6 800	98 600
	HONG KONG	20 000	209 200	375	6 460
	KOREA, REPUBLIC OF	7 050	107 865	600	8 400
	CHINA	447 198	6 272 258	644 044	6 529 362

http://www.bps.go.id

HS / SITC	COMMODITY DESCRIPTION / COUNTRY OF ORIGIN	JANUARY - DECEMBER 2015		JANUARY - DECEMBER 2016	
		NET WEIGHT (KG)	CIF VALUE (US$)	NET WEIGHT (KG)	CIF VALUE (US$)
	SINGAPORE	10	615	6 039	27 726
	VIET NAM	891 521	16 797 493	587 293	12 409 992
	INDIA	342	3 799	2 993	66 591
	ISRAEL	50	21 250	235	95 636
	UNITED STATES	20 242	323 929	31 243	500 088
	UNITED KINGDOM	0	0	1	126
	FRANCE	0	0	11	606
	GERMANY, FED. REP. OF	13 841	795 186	8 961	726 618
	SWITZERLAND	10 176	2 545 545	8 415	2 261 552
	SPAIN	792	16 921	691	39 013
	SUB TOTAL	**1 417 622**	**27 209 261**	**1 297 701**	**22 770 770 ***
2932999000	**OTH COMPOUND CONTAIN UNFUSED FURAN RING(WHET/NOT HYDROGENATED) IN THE STRUCTURE**				
51569	JAPAN	13 738	568 149	7 016	254 835
	KOREA, REPUBLIC OF	2 713	2 591 833	3 465	2 842 420
	CHINA	532 615	7 239 267	1 246 981	17 229 572
	THAILAND	0	0	75	1 692
	SINGAPORE	3 777	611 851	4 533	464 006
	MALAYSIA	250	12 701	2 000	93 480
	INDIA	1 573	168 090	13 343	953 876
	AUSTRALIA	10	390	5	295
	UNITED STATES	1 027	52 165	33 791	508 615
	CANADA	1 662	91 252	2 004	101 674
	MEXICO	309 810	5 511 650	22 761	394 317
	UNITED KINGDOM	3 060	25 715	10 840	81 439
	NETHERLANDS	37	8 302	71	2 297
	FRANCE	1 552	398 368	1 691	248 614
	GERMANY, FED. REP. OF	10 225	636 525	10 826	351 599
	AUSTRIA	13	12 657	23	22 393
	SWITZERLAND	5 314	1 175 300	12 707	3 541 502
	IRELAND	0	0	275	62 562
	ITALY	3 809	139 871	5 116	207 969
	SPAIN	1 388	78 436	1 126	38 896
	UKRAINE	0	0	30	4 726
	SUB TOTAL	**892 573**	**19 322 522**	**1 378 679**	**27 406 779 ***
2933111000	**DIPYRONE (ANALGIN)**				
51571	CHINA	409 728	3 478 915	567 210	4 704 575
	INDIA	8 254	111 132	8 889	142 980
	FRANCE	25	4 182	0	0
	GERMANY, FED. REP. OF	11 202	569 881	1 901	80 326
	SUB TOTAL	**429 209**	**4 164 110**	**578 000**	**4 927 881 ***
2933119000	**OTH PHENAZONE (ANTIPYRIN) AND ITS DERIVE**				
51571	CHINA	94 275	1 718 378	90 819	1 652 208
	INDIA	44 004	727 962	15 000	247 500
	UNITED STATES	2 700	411 534	0	0
	GERMANY, FED. REP. OF	42	12 513	37	1 963
	SUB TOTAL	**141 021**	**2 870 387**	**105 856**	**1 901 671 ***
2933190000	**OTH COMPOUND CONTAIN AN UNFUSED PYRAZOLE RING (WHET/NOT HYDROGENATED) IN STRUCTR**				
51571	JAPAN	0	0	3	37
	KOREA, REPUBLIC OF	2 496	62 167	5 301	63 929
	CHINA	64 678	835 709	69 769	852 959
	SINGAPORE	12	1 027	10	594
	INDIA	75 230	984 355	82 772	483 282
	UNITED STATES	0	0	226	108 251
	UNITED KINGDOM	30	13 038	38	13 465
	FRANCE	97 635	12 134 286	74 554	8 564 259
	GERMANY, FED. REP. OF	11	1 384	2	44
	BELGIUM	0	0	2	566
	MOLDOVA, REPUBLIC OF	4	2 288	0	0
	SUB TOTAL	**240 096**	**14 034 254**	**232 677**	**10 087 386 ***
2933210000	**HYDANTOIN AND ITS DERIVATIVES**				
51572	KOREA, REPUBLIC OF	0	0	200	1 260
	CHINA	112 890	171 372	783 600	1 540 526
	SINGAPORE	826	2 450	2	164

http://www.bps.go.id

HS / SITC	COMMODITY DESCRIPTION / COUNTRY OF ORIGIN	JANUARY - DECEMBER 2015		JANUARY - DECEMBER 2016	
		NET WEIGHT (KG)	CIF VALUE (US$)	NET WEIGHT (KG)	CIF VALUE (US$)
	INDIA	24 529	53 715	30 080	77 565
	UNITED STATES	401	1 440	105	15 959
	CANADA	2 127	22 334	3 850	40 591
	UNITED KINGDOM	2 850	6 660	7 500	13 710
	NETHERLANDS	2 510	87 691	5 110	201 655
	FRANCE	28 500	183 788	21 200	140 840
	GERMANY, FED. REP. OF	37	602	1	76
	ITALY	5 500	33 325	7 575	54 932
	SUB TOTAL	**180 170**	**563 377**	**859 223**	**2 087 278 ***
2933291000	**CIMETIDINE**				
51573	JAPAN	0	0	500	30 250
	CHINA	38 725	784 516	17 450	368 312
	SINGAPORE	1	166	403	32 484
	INDIA	0	0	1	653
	NETHERLANDS	0	0	9	1 277
	MONACO	0	0	13	1 120
	SUB TOTAL	**38 726**	**784 682**	**18 376**	**434 096 ***
2933299000	**OTH COMPOUNDS CONT AN UNFUSED IMIDAZOLERING (WHET/NOT HYDROHENATED) IN STRUCTRE**				
51573	JAPAN	4 043	707 839	11 111	1 110 607
	KOREA, REPUBLIC OF	11 882	186 700	24 185	312 076
	TAIWAN	230 298	6 538 476	45 998	1 398 139
	CHINA	897 767	4 208 697	362 292	5 875 179
	SINGAPORE	1 019	31 492	2 096	62 118
	PHILIPPINES	0	0	6	205
	MALAYSIA	845 091	1 493 456	249 700	406 801
	INDIA	48 176	1 416 069	62 185	1 536 622
	UNITED STATES	17 012	127 602	2 314	151 695
	CANADA	0	0	3	1 430
	UNITED KINGDOM	329	39 085	0	0
	NETHERLANDS	137	202 880	20	5 088
	FRANCE	1 326	98 920	3 903	286 422
	GERMANY, FED. REP. OF	3 150	54 266	2 162	69 371
	AUSTRIA	0	0	1	875
	BELGIUM	380	1 303 603	421	1 534 013
	SWITZERLAND	293	59 054	3	11 640
	FINLAND	6	14 707	7	3 372
	ITALY	16 908	1 872 118	13 639	880 933
	SPAIN	180	92 700	405	208 575
	ICELAND	0	0	4	4 292
	POLAND	475	13 934	356	28 487
	SUB TOTAL	**2 078 472**	**18 461 598**	**780 811**	**13 887 940 ***
2933310000	**PYRIDINE AND ITS SALTS**				
51574	JAPAN	2 930	23 992	521 037	1 332 976
	CHINA	365 400	1 965 761	106 288	745 769
	THAILAND	0	0	920	2 430
	SINGAPORE	4 702	31 871	5 316	43 368
	INDIA	681	42 369	315	27 750
	TURKEY	2 400	464 904	4 800	632 952
	AUSTRALIA	0	0	8	384
	UNITED STATES	221	16 069	240 283	678 830
	NETHERLANDS	2	524	0	0
	FRANCE	2	10	0	0
	GERMANY, FED. REP. OF	2 830	56 303	855	26 310
	BELGIUM	59	2 863	0	0
	SWITZERLAND	161	6 354	24	8 218
	SUB TOTAL	**379 388**	**2 611 020**	**879 846**	**3 498 987 ***
2933320000	**PIPERIDINE AND ITS SALTS**				
51574	JAPAN	13	279	0	0
	SINGAPORE	0	0	34	5 956
	UNITED STATES	6	2 832	3	1 293
	FRANCE	0	0	5	240
	GERMANY, FED. REP. OF	1 035	920	47	595
	SUB TOTAL	**1 054**	**4 031**	**89**	**8 084 ***

http://www.bps.go.id

HS / SITC	COMMODITY DESCRIPTION / COUNTRY OF ORIGIN	JANUARY - DECEMBER 2015		JANUARY - DECEMBER 2016	
		NET WEIGHT (KG)	CIF VALUE (US$)	NET WEIGHT (KG)	CIF VALUE (US$)
2933330000	**ALFENTANIL (INN), ANILERIDINE (INN), BEZITRAMIDE(INN),BROMAZEPAM(INN) ETC &SALTS**				
51574	INDIA	22	18 861	1	6 500
	GERMANY, FED. REP. OF	1	238	0	0
	SWITZERLAND	1	115	0	0
	SLOVAKIA	247	106 827	0	0
	SUB TOTAL	**271**	**126 041**	**1**	**6 500 ***
2933391000	**CHLORPHENIRAMINE AND ISONIAZID**				
51574	JAPAN	186 296	1 773 049	4 951	401 256
	CHINA	266 803	1 537 870	325 920	1 539 630
	SINGAPORE	1	7	10	923
	INDIA	29 646	1 394 183	59 473	1 546 107
	UNITED STATES	301	7 085	121	2 736
	UNITED KINGDOM	0	0	2	638
	FRANCE	0	0	3	1 207
	GERMANY, FED. REP. OF	58 020	196 300	48 050	154 732
	ICELAND	0	0	13	220
	SUB TOTAL	**541 067**	**4 908 494**	**438 543**	**3 647 449 ***
2933393000	**PARAQUAT SALTS**				
51574	JAPAN	3 152	76 640	1 687	42 151
	TAIWAN	423 720	1 409 455	1 220	10 776
	CHINA	11 620 244	33 925 977	10 428 827	28 420 955
	SINGAPORE	50	2 883	32	2 750
	MALAYSIA	19 608	59 668	0	0
	INDIA	7	4 173	2	34
	UNITED STATES	1 500	10 013	1	241
	UNITED KINGDOM	1 379 310	4 107 294	1 587 020	4 858 080
	NETHERLANDS	0	0	25	1 175
	GERMANY, FED. REP. OF	4 007	81 191	4 825	106 208
	SWITZERLAND	556 805	1 604 397	0	0
	ITALY	2 195	36 488	1 040	18 528
	HUNGARY	39	413	0	0
	SUB TOTAL	**14 010 637**	**41 318 592**	**12 024 679**	**33 460 898 ***
2933399000	**OTH COMPOUND CONT UNFUSED PYRIDINE RING(WHET/NOT HYDROGENATED) IN THE STRUCTURE**				
51574	JAPAN	318 338	2 272 028	577 028	3 933 999
	HONG KONG	0	0	2 000	9 700
	KOREA, REPUBLIC OF	243 910	1 898 251	210 852	1 515 204
	TAIWAN	601	109 680	780	110 153
	CHINA	479 759	3 939 020	1 148 647	5 700 678
	SINGAPORE	244	47 321	96	38 442
	PHILIPPINES	4	1 897	30	422
	INDIA	435 437	8 126 567	228 126	6 759 565
	ISRAEL	8	1 508	0	0
	UNITED STATES	648 366	7 445 959	428 590	4 102 057
	UNITED KINGDOM	6	3 160	12	7 092
	NETHERLANDS	15	6 611	38	14 342
	FRANCE	139 626	3 548 123	111 755	3 595 231
	GERMANY, FED. REP. OF	48 486	7 911 114	55 688	8 790 846
	SWITZERLAND	3 800	514 209	1 386	477 728
	IRELAND	587	6 997 633	5 514	5 789 857
	ITALY	2 475	3 214 374	1 870	3 486 583
	SPAIN	644	554 837	1 061	565 563
	POLAND	1	1 740	2	3 596
	SLOVENIA	5	329	0	0
	SUB TOTAL	**2 322 312**	**46 594 361**	**2 773 475**	**44 901 058 ***
2933490000	**OTH COMP CONT IN STRUC A QUINOLINE/ISOQUINOLINE RING-SYST(WHET/NOT HYDROGENATED)**				
51575	CHINA	182 152	1 508 312	153 312	1 717 252
	THAILAND	16 000	62 400	15 200	66 840
	SINGAPORE	1	185	0	0
	INDIA	42 583	3 128 386	37 563	3 165 456
	ISRAEL	5	149	0	0
	UNITED STATES	0	0	1	1
	BRAZIL	25	56 250	0	0
	UNITED KINGDOM	0	0	1	1
	NETHERLANDS	1	115	0	0
	FRANCE	28	22 756	19	12 783

http://www.bps.go.id

HS / SITC	COMMODITY DESCRIPTION / COUNTRY OF ORIGIN	JANUARY - DECEMBER 2015		JANUARY - DECEMBER 2016	
		NET WEIGHT (KG)	CIF VALUE (US$)	NET WEIGHT (KG)	CIF VALUE (US$)
	GERMANY, FED. REP. OF	41	1 842	120	12 955
	SWITZERLAND	361	57 992	291	54 545
	ITALY	3	25 500	15	36 421
	SPAIN	40	53 604	15	137 949
	SUB TOTAL	**241 240**	**4 917 491**	**206 537**	**5 204 203 ***
2933520000	**MALONYLUREA (BARBITURIC ACID) AND ITSSALTS**				
51576	SINGAPORE	1	56	2	77
	GERMANY, FED. REP. OF	118	31 995	89	12 043
	SUB TOTAL	**119**	**32 051**	**91**	**12 120 ***
2933530000	**ALLOBARBITAL(INN),AMOBERBITAL(INN), BARBITAL(INN),BUTALBITAL,BUTOBARBITAL;SALTS**				
51576	CHINA	250	11 612	750	36 210
	SINGAPORE	50	6 250	0	0
	INDIA	34	3 528	31	3 828
	FRANCE	1	89	0	0
	SUB TOTAL	**335**	**21 479**	**781**	**40 038 ***
2933540000	**OTHER DERIVATIVE OF MALONYLUREA (BARBITURIC ACID), SALTS THEREOF**				
51576	CHINA	0	0	3	49
	SINGAPORE	7 610	32 542	2 566	9 534
	GERMANY, FED. REP. OF	57	8 277	41	9 434
	SUB TOTAL	**7 667**	**40 819**	**2 610**	**19 017 ***
2933591000	**DIAZINON**				
51576	JAPAN	9 001	41 559	0	0
	CHINA	143 462	931 542	146 000	777 348
	SINGAPORE	15	1 146	24	1 877
	UNITED STATES	1 225	4 572	9 390	33 612
	UNITED KINGDOM	2	1 016	0	0
	FRANCE	2	534	0	0
	GERMANY, FED. REP. OF	1	42	1	4
	SUB TOTAL	**153 708**	**980 411**	**155 415**	**812 841 ***
2933599000	**OTH COMP CONT PYRIMIDINE RING (WHET/NOTHYDROGENATED)/PIPERAZINE RING IN STRUCTR**				
51576	JAPAN	33	2 519	2	197
	KOREA, REPUBLIC OF	7 499	83 821	5 858	73 139
	TAIWAN	3	126	9	1 321
	CHINA	561 010	14 095 319	866 362	15 923 590
	SINGAPORE	0	0	32	8 325
	PHILIPPINES	0	0	10	231
	INDIA	236 484	2 343 942	245 063	6 464 115
	ISRAEL	2 520	1 463 485	1 055	615 696
	UNITED STATES	0	0	19	10 026
	CANADA	0	0	3	1 427
	MEXICO	5	1 564	0	0
	BRAZIL	6	13 800	0	0
	NETHERLANDS	2 980	194 690	1 450	67 750
	FRANCE	424	884 316	690	676 330
	GERMANY, FED. REP. OF	229	270 447	7 705	59 072
	BELGIUM	101	192 546	127	221 834
	SWITZERLAND	827	153 267	351	61 230
	IRELAND	8	206 940	6	181 584
	ITALY	808	345 952	1 387	553 327
	SPAIN	3 547	276 167	1 890	390 979
	HUNGARY	500	34 620	420	39 885
	LATVIA	290	429 544	0	0
	SUB TOTAL	**817 274**	**20 993 065**	**1 132 439**	**25 350 058 ***
2933610000	**MELAMINE**				
51576	JAPAN	3 619 992	4 972 900	6 632 940	7 813 558
	KOREA, REPUBLIC OF	19 999	21 600	0	0
	TAIWAN	115 000	106 225	800 000	741 000
	CHINA	11 037 254	10 624 588	10 140 300	9 688 343
	THAILAND	500	1 650	0	0
	SINGAPORE	23 001	24 159	60 000	63 000
	MALAYSIA	280 000	261 200	1 040 000	950 120

http://www.bpsbgo.id

HS / SITC	COMMODITY DESCRIPTION / COUNTRY OF ORIGIN	JANUARY - DECEMBER 2015		JANUARY - DECEMBER 2016	
		NET WEIGHT (KG)	CIF VALUE (US$)	NET WEIGHT (KG)	CIF VALUE (US$)
	QATAR	0	0	40 000	50 000
	UNITED STATES	0	0	3	972
	NETHERLANDS	0	0	48 000	80 820
	GERMANY, FED. REP. OF	4 540 002	5 070 034	600 000	672 400
	AUSTRIA	100 000	115 000	0	0
	SUB TOTAL	**19 735 748**	**21 197 356**	**19 361 243**	**20 060 213 ***
2933690000	**OTH COMP CONT UNFUSED TRIAZINE RING(WHET/NOT HYDROGENATED) IN STRUCT THN MELAMIN**				
51576	JAPAN	387 094	1 258 836	485 544	1 653 080
	KOREA, REPUBLIC OF	4 470	207 663	5 332	28 800
	TAIWAN	91 281	220 920	37 280	136 478
	CHINA	8 755 703	13 816 257	12 084 645	18 055 310
	THAILAND	236 210	422 430	512 380	862 145
	SINGAPORE	661	4 822	7	388
	MALAYSIA	360	14 752	0	0
	VIET NAM	0	0	27	110
	INDIA	106 679	237 533	128 397	295 494
	SAUDI ARABIA	691 248	800 324	809 750	772 435
	AUSTRALIA	84 696	35 035	0	0
	UNITED STATES	910	56 532	2 702	165 630
	MEXICO	0	0	1 200	19 500
	FRANCE	38 400	170 944	38 400	161 088
	GERMANY, FED. REP. OF	531 271	848 798	214 012	330 885
	SWITZERLAND	530 500	763 375	1 135 018	1 534 036
	ITALY	17 060	294 890	23 520	404 880
	SPAIN	120	268	0	0
	RUSSIA FEDERATION	63 749	65 345	167 500	139 012
	SUB TOTAL	**11 540 412**	**19 218 724**	**15 645 714**	**24 559 271 ***
2933710000	**6-HEXANELACTAM (EPSILON-CAPROLACTAM)**				
51561	JAPAN	1 373 215	3 220 339	4 490 335	6 114 931
	TAIWAN	600	2 094	0	0
	CHINA	10 003	28 760	7 500	16 801
	THAILAND	4 096 000	6 771 200	5 889 600	8 070 801
	SINGAPORE	0	0	17 750	23 696
	MALAYSIA	2 000	10 260	2 000	7 200
	INDIA	118	5 227	13 000	26 025
	UNITED STATES	4 704 244	8 706 401	1 592 000	2 259 240
	NETHERLANDS	4 200 000	6 676 200	2 640 000	3 475 200
	GERMANY, FED. REP. OF	8 158 547	13 259 635	9 092 875	11 666 979
	BELGIUM	4 111 998	6 818 104	2 713 250	3 493 568
	POLAND	500 000	932 500	0	0
	RUSSIA FEDERATION	5 937 975	10 090 279	6 056 341	8 030 333
	SUB TOTAL	**33 094 700**	**56 520 999**	**32 514 651**	**43 184 774 ***
2933720000	**CLOBAZAM (INN) AND METHYPRYLON (INN)**				
51561	INDIA	50	67 875	60	83 300
	GERMANY, FED. REP. OF	30	232 108	10	78 054
	SWITZERLAND	74	88 831	162	192 780
	SUB TOTAL	**154**	**388 814**	**232**	**354 134 ***
2933790000	**OTH LACTAMS OTH THAN 6-HEXANELACTAM &CLOBAZAM & METHYPRYLON**				
51561	JAPAN	6 561	331 894	7 475	463 041
	KOREA, REPUBLIC OF	900	444 602	905	494 092
	CHINA	120 500	1 670 659	246 587	1 144 304
	SINGAPORE	8 041	91 875	1 125	22 407
	INDIA	8 633	314 063	425	160 613
	ISRAEL	57	28 980	26	27 141
	AUSTRALIA	616	3 111	0	0
	UNITED STATES	72 115	411 650	36 101	108 730
	BRAZIL	218 065	709 340	238 525	836 790
	FRANCE	500	2 250	1 097	7 944
	GERMANY, FED. REP. OF	10 344	86 620	74 157	620 357
	BELGIUM	1 319	28 676	2 200	55 074
	SWITZERLAND	29 668	306 310	35 939	315 949
	ITALY	100	100 000	0	0
	SPAIN	234	32 119	18	89 731
	HUNGARY	1	102	0	0

http://www.bps.go.id

HS / SITC	COMMODITY DESCRIPTION / COUNTRY OF ORIGIN	JANUARY - DECEMBER 2015		JANUARY - DECEMBER 2016	
		NET WEIGHT (KG)	CIF VALUE (US$)	NET WEIGHT (KG)	CIF VALUE (US$)
	POLAND	4 060	97 748	5 300	131 966
	SUB TOTAL	**481 714**	**4 659 999**	**649 880**	**4 478 139 ***
2933910000	**ALPRAZOLAM(INN), CAMAZEPAM,CHLORDIAZEPOXIDE(INN), CLONAZEPAM,ETC;SALTS THEREOF**				
51577	JAPAN	36	366 530	11	97 938
	HONG KONG	1	837	0	0
	CHINA	292	41 122	5	1 500
	SINGAPORE	8	11 804	0	0
	INDIA	102	144 581	97	76 803
	UNITED STATES	3	1 502	8	5 404
	FRANCE	4	683	0	0
	GERMANY, FED. REP. OF	4	51 283	7	77 191
	SWITZERLAND	49	101 044	7	41 357
	ITALY	993	211 214	977	160 443
	SUB TOTAL	**1 492**	**930 600**	**1 112**	**460 636 ***
2933991000	**MEBENDAZOLE OR PARBENDAZOLE**				
51577	JAPAN	159	8 199	1 526	21 263
	CHINA	19 650	805 947	651 645	2 184 505
	THAILAND	2 840	51 740	0	0
	SINGAPORE	256	4 244	790	12 783
	INDIA	19 050	382 642	8 235	149 890
	UNITED STATES	80	1 530	3 600	508 014
	UNITED KINGDOM	530	66 315	1	866
	NETHERLANDS	1	2	0	0
	FRANCE	0	0	1	1
	GERMANY, FED. REP. OF	9 501	113 026	1	50
	SWITZERLAND	0	0	20	4 500
	SLOVAKIA	16 500	227 000	3 000	30 000
	SUB TOTAL	**68 567**	**1 660 645**	**668 819**	**2 911 872 ***
2933999000	**OTH HETEROCYCLIC COMPOUNDS WITH NITROGENHETERO-ATOM(S) ONLY**				
51577	JAPAN	46 307	3 613 293	49 152	1 318 415
	HONG KONG	105	2 625	0	0
	KOREA, REPUBLIC OF	5 112	51 821	11 638	76 732
	TAIWAN	358	1 477	17	204
	CHINA	1 430 573	6 015 354	1 043 292	6 869 272
	MACAU	0	0	313	106 451
	SINGAPORE	215	23 827	21 559	219 011
	INDIA	87 671	5 750 544	81 086	6 420 199
	ISRAEL	332	835 694	61	173 337
	AUSTRALIA	11	2 140	5	615
	UNITED STATES	460	28 567	1 410	61 388
	CANADA	6	2 919	3	1 289
	MEXICO	100	4 200	100	5 500
	ARGENTINA	0	0	2	784
	PUERTO RICO	126	1 960 312	106	2 125 839
	UNITED KINGDOM	1 570	223 814	2 267	334 715
	NETHERLANDS	145	22 634	325	16 642
	FRANCE	366	103 314	24	97 688
	GERMANY, FED. REP. OF	13 240	1 394 058	22 948	1 855 555
	BELGIUM	1	16	0	0
	SWITZERLAND	4 286	919 631	3 343	673 995
	IRELAND	40	644	3	405
	ITALY	1 875	136 071	2 854	229 548
	SPAIN	813	227 650	1 887	294 765
	GREECE	0	0	4	2 024
	HUNGARY	12	8 064	28	22 369
	CZECH REPUBLIC	0	0	17	15 065
	SUB TOTAL	**1 593 724**	**21 328 669**	**1 242 444**	**20 921 807 ***
2934100000	**COMPOUNDS CONTAIN UNFUSED THIAZOLE RING(WETH/NOT HYDROGENATED) IN THE STRUCTURE**				
51579	JAPAN	4 768	751 903	5 248	381 840
	KOREA, REPUBLIC OF	1 096	37 409	623	45 287
	CHINA	162 572	849 855	166 737	1 046 387
	THAILAND	0	0	960	2 400
	SINGAPORE	190	18 988	6 536	39 045
	INDIA	2 929	465 163	9 094	514 425
	AUSTRALIA	20	1 984	78	6 855

http://www.bps.go.id

HS / SITC	COMMODITY DESCRIPTION / COUNTRY OF ORIGIN	JANUARY - DECEMBER 2015		JANUARY - DECEMBER 2016	
		NET WEIGHT (KG)	CIF VALUE (US$)	NET WEIGHT (KG)	CIF VALUE (US$)
	UNITED STATES	35	11 528	19	2 999
	UNITED KINGDOM	8 034	204 662	5 020	325 866
	NETHERLANDS	1	1 552	3	1 965
	FRANCE	201	6 769	661	22 478
	GERMANY, FED. REP. OF	24	1 380	102 034	297 717
	SWITZERLAND	144	33 027	265	64 394
	ITALY	627	1 156 520	170	1 502 097
	SPAIN	0	0	525	7 195
	HUNGARY	10	2 500	10	2 500
	CROATIA	0	0	17	12 270
	SUB TOTAL	**180 651**	**3 543 240**	**298 000**	**4 275 720 ***
2934200000	**COMPOUND CONTAINING IN STRUCTURE A BENZOTHIAZOLE RING-SYSTEM, NOT FUTHER FUSED**				
51579	JAPAN	65 091	244 642	25 252	113 031
	KOREA, REPUBLIC OF	2 941	13 111	2 225	9 015
	TAIWAN	1 000	17 859	2 500	41 125
	CHINA	2 242 020	7 951 734	2 603 181	8 180 139
	SINGAPORE	36	4 098	21	2 773
	MALAYSIA	780	7 519	960	12 263
	VIET NAM	9 075	22 158	0	0
	INDIA	17 187	140 580	12 457	123 246
	UNITED STATES	18 523	61 926	18 008	43 605
	UNITED KINGDOM	5 620	56 738	3 355	65 389
	FRANCE	10 200	168 655	7 801	133 338
	GERMANY, FED. REP. OF	26	5 743	10	981
	BELGIUM	3 400	17 560	0	0
	SWITZERLAND	3	1 055	11	1 395
	SUB TOTAL	**2 375 902**	**8 713 378**	**2 675 781**	**8 726 300 ***
2934300000	**COMPOUND CONTAINING IN STRUCTURE A PHENOTHIAZINE RING-SYSTEM,NOT FURTHER FUSED**				
51578	JAPAN	36 000	173 160	36 000	171 180
	CHINA	5 950	255 967	3 535	157 159
	SINGAPORE	0	0	16	1 457
	MALAYSIA	20	8 600	0	0
	INDIA	6 321	332 570	312	145 372
	ISRAEL	13	18 021	39	40 750
	UNITED STATES	66 045	334 872	84 000	327 600
	FRANCE	36	567 121	50	231 665
	GERMANY, FED. REP. OF	54 000	226 800	66 000	277 980
	SWITZERLAND	100	85 014	125	92 880
	ITALY	0	0	10	3 546
	HUNGARY	50	9 655	40	8 391
	SUB TOTAL	**168 535**	**2 011 780**	**190 127**	**1 457 980 ***
2934991000	**NUCLEIC ACID AND ITS SALTS**				
51579	JAPAN	210 459	1 611 033	197 888	3 140 834
	KOREA, REPUBLIC OF	0	0	1 400	12 320
	TAIWAN	0	0	29	661
	CHINA	118 125	706 045	239 399	1 771 420
	SINGAPORE	257	53 180	58 579	396 226
	INDIA	500	24 263	1 363	49 090
	INDONESIA	14 969	110 350	5 140	41 911
	UNITED STATES	93	22 731	39	124 188
	MEXICO	3	300	0	0
	UNITED KINGDOM	10	464	3	5 938
	GERMANY, FED. REP. OF	8 580	269 983	718	38 533
	SWITZERLAND	9 200	110 808	8 050	141 805
	SUB TOTAL	**362 196**	**2 909 157**	**512 608**	**5 722 926 ***
2934992000	**SULTONES, SULTAMS, DILTIAZEM**				
51579	JAPAN	10 824	3 976 608	11 637	3 630 008
	CHINA	0	0	3 502	63 525
	SINGAPORE	26	2 579	61	4 558
	INDIA	328	32 441	330	35 250
	UNITED STATES	1 270	30 553	20 685	426 785
	NETHERLANDS	0	0	6	5 766
	GERMANY, FED. REP. OF	182	39 297	108	23 234
	SWITZERLAND	50	16 403	25	9 373

http://www.bps.go.id

HS / SITC	COMMODITY DESCRIPTION / COUNTRY OF ORIGIN	JANUARY - DECEMBER 2015		JANUARY - DECEMBER 2016	
		NET WEIGHT (KG)	CIF VALUE (US$)	NET WEIGHT (KG)	CIF VALUE (US$)
	ITALY	2	611	66	9 263
	SUB TOTAL	**12 682**	**4 098 492**	**36 420**	**4 207 762 ***
2934993000	**6-AMINO PENICILLANIC ACID**				
51579	CHINA	6 121	59 265	142 718	942 617
	SINGAPORE	19	4 104	16	4 076
	UNITED STATES	11	343	34	1 622
	SWITZERLAND	0	0	27	4 020
	SUB TOTAL	**6 151**	**63 712**	**142 795**	**952 335 ***
2934994000	**3-AZIDO-3- DEOXTHYMIDINE**				
51579	CHINA	8 000	21 920	50	1 475
	SUB TOTAL	**8 000**	**21 920**	**50**	**1 475 ***
2934995000	**OXADIAZON, WITH A MINIMUM PURITY OF 94%**				
51579	KOREA, REPUBLIC OF	249	1 204	114	535
	CHINA	100	2 900	0	0
	THAILAND	0	0	30 760	19 071
	SINGAPORE	1 672	4 347	12 541	31 026
	INDIA	0	0	2	1 141
	AUSTRALIA	8	449	0	0
	UNITED STATES	2	202	2 508	5 768
	SUB TOTAL	**2 031**	**9 102**	**45 925**	**57 541 ***
2934999000	**OTHER NUCLEIC ACIDS&THEIR SALTS,WHET/NOT CHEMICALLY DEFINE;OTH HETEROCYCLIC COMP**				
51579	JAPAN	47 613	8 836 862	33 638	6 429 085
	HONG KONG	75	21 600	0	0
	KOREA, REPUBLIC OF	79 566	4 471 312	49 801	2 041 472
	TAIWAN	10	7 200	48	3 759
	CHINA	3 726 476	32 500 849	4 065 066	37 614 743
	THAILAND	3 780	13 878	9 660	38 640
	SINGAPORE	21 611	320 608	14 431	93 051
	PHILIPPINES	0	0	2	28
	MALAYSIA	80	4 019	20	3 400
	INDIA	74 174	12 192 438	176 938	26 608 653
	ISRAEL	6	34	0	0
	UNITED STATES	112	112 978	286	21 325
	CANADA	0	0	2	859
	MEXICO	1 445	358 005	1 177	456 582
	BRAZIL	0	0	1	247
	UNITED KINGDOM	15	7 835	57	17 625
	NETHERLANDS	33	4 774	37	20 161
	FRANCE	1 241	2 944 616	16 822	2 043 805
	GERMANY, FED. REP. OF	38 759	530 296	221 612	1 762 388
	BELGIUM	126	296 648	150	402 806
	SWITZERLAND	77 642	9 317 366	81 308	7 629 785
	IRELAND	542	297 286	6	244
	ITALY	132 398	2 054 436	7 839	1 720 737
	SPAIN	10	1 344	1 900	143 292
	HUNGARY	0	0	1	600
	POLAND	3	540	0	0
	ROMANIA	150	9 000	1 550	71 291
	CROATIA	5	3 271	0	0
	SLOVENIA	0	0	1 900	165 309
	SUB TOTAL	**4 205 872**	**74 307 195**	**4 684 252**	**87 289 887 ***
2935000000	**SULPHONAMIDES.**				
51580	JAPAN	9 756	394 532	4 302	188 196
	HONG KONG	20 000	78 000	0	0
	KOREA, REPUBLIC OF	125 508	673 800	51 502	150 780
	CHINA	1 720 100	11 916 277	1 827 061	12 136 106
	SINGAPORE	18	930	10	907
	PHILIPPINES	0	0	6	254
	MALAYSIA	260	1 884	240	1 923
	INDIA	165 580	4 337 721	214 251	4 068 623
	ISRAEL	41	8 352	47	36 182
	UNITED STATES	2	677	14	7 084
	CANADA	0	0	1	178

http://www.bps.go.id

HS / SITC	COMMODITY DESCRIPTION / COUNTRY OF ORIGIN	JANUARY - DECEMBER 2015		JANUARY - DECEMBER 2016	
		NET WEIGHT (KG)	CIF VALUE (US$)	NET WEIGHT (KG)	CIF VALUE (US$)
	MEXICO	0	0	1	28
	UNITED KINGDOM	0	0	4	27
	NETHERLANDS	0	0	150	4 092
	FRANCE	128	91 184	83	112 050
	GERMANY, FED. REP. OF	17 431	1 036 897	144 528	2 752 617
	AUSTRIA	0	0	1	28
	BELGIUM	900	7 953	2 700	22 779
	SWITZERLAND	834	349 925	428	254 657
	ITALY	722	665 399	1 680	935 272
	SPAIN	224	474 854	192	385 928
	POLAND	420	47 890	340	48 617
	CROATIA	100	66 000	100	66 000
	CZECH REPUBLIC	2	20	0	0
	SUB TOTAL	**2 062 026**	**20 152 295**	**2 247 641**	**21 172 328 ***
2936210000	**VITAMINS A & THEIR DERIVATIVES**				
54112	JAPAN	13	330	0	0
	KOREA, REPUBLIC OF	5	1 975	0	0
	CHINA	26 018	778 266	75 504	2 415 918
	SINGAPORE	6 964	253 514	10 885	662 446
	MALAYSIA	0	0	27	2 248
	INDIA	289	130 520	437	210 303
	SWAZILAND	100	6 650	0	0
	AUSTRALIA	0	0	1 125	42 419
	UNITED STATES	2 506	119 574	2 799	150 308
	CANADA	1 000	21 100	0	0
	NETHERLANDS	0	0	68	11 031
	FRANCE	10 645	227 481	25 980	1 515 716
	GERMANY, FED. REP. OF	92 179	3 725 527	100 846	3 818 206
	BELGIUM	100	5 749	100	8 085
	SWITZERLAND	92 766	3 225 496	110 385	4 640 545
	DENMARK	66 725	1 875 268	68 725	1 918 192
	ITALY	7	1 973	13	35 711
	SPAIN	0	0	2	18 000
	SUB TOTAL	**299 317**	**10 373 423**	**396 896**	**15 449 128 ***
2936220000	**VITAMINS B1 & ITS DERIVATIVES**				
54113	JAPAN	1 072	167 056	215	76 828
	KOREA, REPUBLIC OF	1 500	163 200	3 188	110 692
	TAIWAN	300	22 500	350	44 100
	CHINA	201 544	5 230 981	254 306	10 918 809
	SINGAPORE	600	16 100	330	15 215
	INDIA	1	600	0	0
	AUSTRALIA	200	5 400	1 500	70 483
	UNITED STATES	2 320	103 071	3 420	177 787
	FRANCE	1 472	497 200	0	0
	GERMANY, FED. REP. OF	43 041	2 577 476	55 219	2 968 492
	SWITZERLAND	3 445	163 373	1 100	36 600
	SUB TOTAL	**255 495**	**8 946 957**	**319 628**	**14 419 006 ***
2936230000	**VITAMIN B2 & ITS DERIVATIVES**				
54113	JAPAN	1	188	0	0
	KOREA, REPUBLIC OF	55 570	1 469 841	27 220	927 440
	CHINA	32 107	711 539	147 724	4 776 495
	SINGAPORE	3 340	76 217	4	366
	INDIA	4 035	452 111	5 640	622 550
	AUSTRALIA	0	0	1 500	41 423
	UNITED STATES	120	11 919	2 710	313 340
	FRANCE	6 123	1 305 363	8 406	1 657 695
	GERMANY, FED. REP. OF	31 205	729 984	48 998	1 576 752
	SWITZERLAND	0	0	190	9 690
	ITALY	1 000	23 200	0	0
	SPAIN	6	54 821	0	0
	SUB TOTAL	**133 507**	**4 835 183**	**242 392**	**9 925 751 ***
2936240000	**D-OR DL-PANTOTHENIC ACID (VIT B3 ORVIT B5) & ITS DERIVATIVES**				
54113	JAPAN	104	41 327	113	45 585
	KOREA, REPUBLIC OF	184	1 145	2 180	27 655
	TAIWAN	400	6 800	0	0

http://www.bps.go.id

HS / SITC	COMMODITY DESCRIPTION / COUNTRY OF ORIGIN	JANUARY - DECEMBER 2015		JANUARY - DECEMBER 2016	
		NET WEIGHT (KG)	CIF VALUE (US$)	NET WEIGHT (KG)	CIF VALUE (US$)
	CHINA	283 220	2 634 219	321 955	7 049 510
	THAILAND	2 000	14 430	0	0
	SINGAPORE	9 078	122 432	2	488
	INDIA	156 500	974 890	30 025	157 507
	AUSTRALIA	0	0	1 750	48 904
	UNITED STATES	209	14 408	290	32 690
	UNITED KINGDOM	75 117	1 121 173	116 110	2 385 931
	FRANCE	3 120	84 652	7 301	175 110
	GERMANY, FED. REP. OF	63 284	824 542	22 632	661 061
	SWITZERLAND	1 834	161 553	3 450	300 766
	SUB TOTAL	**595 050**	**6 001 571**	**505 808**	**10 885 207 ***
2936250000	**VITAMIN B6 & ITS DERIVATIVES**				
54113	KOREA, REPUBLIC OF	370	25 900	390	27 300
	TAIWAN	3 430	228 340	190	8 875
	CHINA	248 024	5 851 308	302 158	9 473 827
	SINGAPORE	1 250	28 681	2 104	59 062
	INDIA	51	13 502	30	881
	SWAZILAND	40	1 520	0	0
	AUSTRALIA	600	19 350	1 700	66 780
	UNITED STATES	2 752	112 730	2 657	110 284
	CANADA	6 137	132 070	2 963	68 289
	ARGENTINA	17 952	105 269	8 093	44 010
	DOMINICA	0	0	1	163
	UNITED KINGDOM	0	0	2	720
	NETHERLANDS	0	0	60	3 920
	FRANCE	140	35 360	20	3 200
	GERMANY, FED. REP. OF	19 758	694 569	39 057	1 336 721
	BELGIUM	0	0	675	25 178
	SWITZERLAND	3 120	69 322	10 425	275 546
	SPAIN	0	0	10	3 900
	SUB TOTAL	**303 624**	**7 317 921**	**370 535**	**11 508 656 ***
2936260000	**VITAMIN B12 & ITS DERIVATIVES**				
54113	JAPAN	211	72 293	464	104 803
	CHINA	58 973	2 238 166	62 487	4 459 031
	SINGAPORE	578	120 152	39	23 028
	INDIA	7	28 500	10	9 521
	SWAZILAND	100	5 050	0	0
	AUSTRALIA	150	5 363	500	17 875
	UNITED STATES	7	1 569	18	4 547
	UNITED KINGDOM	0	0	1	217
	NETHERLANDS	0	0	78	57 713
	FRANCE	55	330 623	3 494	1 127 821
	GERMANY, FED. REP. OF	72	3 944	29	2 238
	SWITZERLAND	4 570	158 209	8 068	294 724
	DENMARK	5 826	277 801	9 291	419 154
	SPAIN	32	300 833	24	210 338
	SUB TOTAL	**70 581**	**3 542 503**	**84 503**	**6 731 010 ***
2936270000	**VITAMIN C & ITS DERIVATIVES**				
54114	JAPAN	20 119	380 341	5 175	423 308
	HONG KONG	3 700	192 400	1 206	59 075
	KOREA, REPUBLIC OF	2 061	280 937	2 880	438 876
	CHINA	3 523 132	13 031 847	4 017 396	13 722 999
	SINGAPORE	4 100	47 323	2 421	12 823
	MALAYSIA	14 500	105 850	4 130	32 205
	INDIA	500	12 500	1 503	36 134
	AUSTRALIA	950	3 420	2 048	46 743
	UNITED STATES	58 335	1 579 372	61 327	1 421 503
	CANADA	20	7 120	50	17 865
	UNITED KINGDOM	330 540	4 616 654	377 175	5 001 916
	NETHERLANDS	8 000	31 076	1 012	4 204
	FRANCE	5 123	348 382	4 317	171 860
	GERMANY, FED. REP. OF	43 746	771 896	25 746	544 322
	BELGIUM	95 008	283 411	160 002	438 471
	SWITZERLAND	530	8 537	12 171	173 976
	SPAIN	19	8 253	28	543
	CZECH REPUBLIC	583	63 600	0	0

http://www.bps.go.id

HS / SITC	COMMODITY DESCRIPTION / COUNTRY OF ORIGIN	JANUARY - DECEMBER 2015		JANUARY - DECEMBER 2016	
		NET WEIGHT (KG)	CIF VALUE (US$)	NET WEIGHT (KG)	CIF VALUE (US$)
	SUB TOTAL	**4 110 966**	**21 772 919**	**4 678 587**	**22 546 823 ***
2936280000	**VITAMIN E & ITS DERIVATIVES**				
54115	JAPAN	56 504	3 665 795	46 928	2 215 846
	HONG KONG	0	0	60	1 860
	KOREA, REPUBLIC OF	0	0	1 771	44 400
	TAIWAN	100	3 700	0	0
	CHINA	488 299	3 609 022	682 367	4 882 288
	SINGAPORE	45 560	408 595	42 873	549 610
	MALAYSIA	0	0	700	68 315
	INDIA	300	8 795	175	7 786
	SWAZILAND	1 820	60 060	0	0
	AUSTRALIA	5 000	32 900	12 979	118 660
	UNITED STATES	33 201	2 534 740	59 098	2 774 636
	NETHERLANDS	1 653	36 318	243	7 002
	FRANCE	41 505	272 011	7 214	51 169
	GERMANY, FED. REP. OF	302 035	2 886 234	330 958	3 467 410
	BELGIUM	380 403	2 523 042	221 305	1 722 974
	SWITZERLAND	237 974	2 852 817	458 003	4 712 177
	DENMARK	12 000	454 050	25 350	953 100
	ITALY	3 000	21 000	1 000	9 138
	SUB TOTAL	**1 609 354**	**19 369 079**	**1 891 024**	**21 586 371 ***
2936290000	**OTH VITAMINS & THEIR DERIVATIVES**				
54116	JAPAN	166	245 536	23	13 538
	KOREA, REPUBLIC OF	491	6 042	15 520	38 343
	TAIWAN	10	4 899	11	18 750
	CHINA	501 935	9 702 152	656 646	7 357 022
	THAILAND	25	9 000	0	0
	SINGAPORE	20 637	231 598	43 565	857 547
	MALAYSIA	23	2 894	3	205
	INDIA	3 458 022	2 935 752	713 177	3 835 275
	TURKEY	5 000	48 000	18 000	125 550
	AUSTRALIA	499	171 860	9 395	148 609
	UNITED STATES	39 974	697 405	61 219	951 062
	CANADA	0	0	2	179
	BRAZIL	0	0	1 045	126 066
	UNITED KINGDOM	4 000	84 000	0	0
	NETHERLANDS	179	97 958	584	96 218
	FRANCE	36 383	943 317	44 157	1 206 037
	GERMANY, FED. REP. OF	39 788	1 280 865	6 150	197 750
	BELGIUM	115 645	1 288 705	156 715	1 707 541
	SWITZERLAND	299 179	2 479 766	124 734	1 123 684
	DENMARK	6 002	132 000	2 300	50 600
	ITALY	31	15 901	20	6 276
	SPAIN	5 152	54 283	1 901	38 604
	CZECH REPUBLIC	0	0	1	1 680
	SUB TOTAL	**4 533 141**	**20 431 933**	**1 855 168**	**17 900 536 ***
2936900000	**PROVITAMIN, INCL NATURAL CONCENTRATES,&ITS DERIVATIVE FOR VIT, INTERMIX OF VIT**				
54117	JAPAN	0	0	3	847
	KOREA, REPUBLIC OF	2 500	9 750	0	0
	TAIWAN	8 000	27 760	10 000	34 700
	CHINA	137 409	1 476 349	217 143	2 308 201
	THAILAND	1 565 000	6 070 330	769 000	2 931 910
	SINGAPORE	1 516 311	8 895 354	1 584 159	9 817 306
	MALAYSIA	880 538	6 997 403	651 109	5 622 777
	INDIA	2 493	154 968	7 011	70 658
	TURKEY	105 000	98 980	210 000	191 100
	SOUTH AFRICA	8	539	0	0
	UNITED STATES	4 047	428 270	4 750	537 726
	CANADA	31	3 015	0	0
	BRAZIL	9 467	68 014	19 267	111 979
	UNITED KINGDOM	15 159	193 244	5 783	70 654
	NETHERLANDS	763	13 576	25	222
	FRANCE	5 217	189 530	20 240	605 500
	GERMANY, FED. REP. OF	7 530	151 402	278	10 043
	AUSTRIA	21 000	19 180	40 000	131 200
	BELGIUM	4 957	1 092 000	199	37 415
	SWITZERLAND	180	19 800	4 080	54 800
	DENMARK	0	0	16 000	140 000

http://www.bps.go.id

HS / SITC	COMMODITY DESCRIPTION / COUNTRY OF ORIGIN	JANUARY - DECEMBER 2015		JANUARY - DECEMBER 2016	
		NET WEIGHT (KG)	CIF VALUE (US$)	NET WEIGHT (KG)	CIF VALUE (US$)
	IRELAND	282	85 535	297	89 877
	ITALY	1 700	14 284	2 776	19 794
	SPAIN	2 609	76 405	0	0
	SUB TOTAL	**4 290 201**	**26 085 688**	**3 562 120**	**22 786 709 ***
2937110000	**SOMATOTROPIN,ITS DERIVATIVE & STRUCTURALANALOGUES**				
54154	MALAYSIA	2	34 595	3	51 914
	SUB TOTAL	**2**	**34 595**	**3**	**51 914 ***
2937120000	**INSULIN & ITS SALTS**				
54154	SINGAPORE	2	148	9	823
	INDIA	1	8 000	1	10 000
	FRANCE	5	2 048	2	408
	SUB TOTAL	**8**	**10 196**	**12**	**11 231 ***
2937190000	**OTH POLYPEPTIDE/PROTEIN/GLYCOPROTEINHORMONES,ITS DERIVATIVE&STUCTURE ANALOGS**				
54154	KOREA, REPUBLIC OF	0	0	7	2 402
	CHINA	0	0	20	3 450
	SINGAPORE	3	217	8	669
	INDIA	793	61 680	800	63 400
	NETHERLANDS	10	1 840	0	0
	FRANCE	22	818 377	14	2 889
	GERMANY, FED. REP. OF	0	0	100	8 100
	SWITZERLAND	2	14 312	0	0
	SPAIN	1	8 169	3	25 542
	LATVIA	9	3 281	26	12 131
	SUB TOTAL	**840**	**907 876**	**978**	**118 583 ***
2937210000	**CORTISONE,HYDROCORTISONE, PREDNISONE&PREDNISOLONE (DEHYDROHYDRO CORTISONE)**				
54153	JAPAN	34	12 127	0	0
	CHINA	4 828	3 361 926	5 771	3 117 632
	SINGAPORE	101	102 538	55	51 662
	MALAYSIA	9	5 737	0	0
	INDIA	24	16 505	10	12 500
	UNITED STATES	2 600	353 167	335	325 436
	FRANCE	55	262 526	20	98 991
	GERMANY, FED. REP. OF	1	11	1	19
	ITALY	1	2 819	6	9 084
	SPAIN	1	2 111	7	6 874
	SUB TOTAL	**7 654**	**4 119 467**	**6 205**	**3 622 198 ***
2937220000	**HALOGENATED DERIVATIVES OF CORTICOSTEROIDAL HORMONES**				
54153	HONG KONG	0	0	20	22 000
	CHINA	2 276	2 928 276	3 160	3 506 833
	SINGAPORE	46	800 829	18	952 710
	MALAYSIA	8	85 232	46	41 096
	INDIA	311	259 606	146	190 229
	UNITED STATES	22	43 023	12	10 389
	MEXICO	4	8 000	4	8 000
	UNITED KINGDOM	2	2 753	1	28 803
	FRANCE	51	879 036	27	1 034 575
	GERMANY, FED. REP. OF	17	10 049	42	12 963
	SWITZERLAND	7	136 561	11	48 486
	ITALY	233	1 281 817	322	1 663 425
	SPAIN	218	411 138	262	841 181
	LATVIA	0	0	5	611
	SUB TOTAL	**3 195**	**6 846 320**	**4 076**	**8 361 301 ***
2937230000	**OESTROGENS & PROGESTOGENS**				
54153	JAPAN	0	0	1	70
	CHINA	11 346	10 088 426	15 870	12 208 733
	SINGAPORE	484	521 131	0	0
	INDIA	12	48 894	35	90 011
	UNITED STATES	29	1 183	43	1 325
	MEXICO	1 732	1 092 386	1 501	1 095 615
	UNITED KINGDOM	2 816	401 728	0	0
	NETHERLANDS	22	554 717	64	1 529 026

http://www.bps.go.id

HS / SITC	COMMODITY DESCRIPTION / COUNTRY OF ORIGIN	JANUARY - DECEMBER 2015		JANUARY - DECEMBER 2016	
		NET WEIGHT (KG)	CIF VALUE (US$)	NET WEIGHT (KG)	CIF VALUE (US$)
	GERMANY, FED. REP. OF	29	117 310	3	289
	SWITZERLAND	23	69 388	600	249 000
	ITALY	2 869	2 397 723	2 559	2 317 404
	HUNGARY	58	208 128	60	234 480
	SUB TOTAL	**19 420**	**15 501 014**	**20 736**	**17 725 953 ***
2937290000	**OTH STEROIDAL HORMONE, THEIR DERIVATIVE&STRUCTURAL ANALOGUES**				
54153	JAPAN	3	437	1	92
	CHINA	2 240	4 180 042	39 203	4 050 795
	SINGAPORE	106	77 213	154	110 915
	MALAYSIA	5	45 255	44	65 569
	INDIA	521	693 992	501	643 362
	UNITED STATES	3	6 505	0	0
	FRANCE	244	835 982	288	831 003
	GERMANY, FED. REP. OF	13	119 090	25	253 681
	ITALY	304	779 172	563	1 020 470
	SPAIN	40	172 000	51	145 500
	SUB TOTAL	**3 479**	**6 909 688**	**40 830**	**7 121 387 ***
2937500000	**PROSTAGLANDINS,THROMBOXANES&LEUKOTRIENES ,THEIR DERIVATIVES & STRUCTURAL ANALOGU**				
54156	JAPAN	64	1 012	127	1 900
	KOREA, REPUBLIC OF	18	36 900	29	54 320
	TAIWAN	79	346 337	71	255 776
	CHINA	4	19 365	1	19 500
	SINGAPORE	15	10 426	0	0
	UNITED KINGDOM	20	30 000	20	30 000
	NETHERLANDS	21	66 150	9	28 350
	FRANCE	3	635	5	617
	HUNGARY	0	0	3	1 328
	SUB TOTAL	**224**	**510 825**	**265**	**391 791 ***
2937901000	**HORMONES OF OXYGEN-FUNCTION AMINO-COMPOUNDS**				
54155	CHINA	377 693	3 199 776	184 017	1 506 840
	SINGAPORE	2	232	1	72
	UNITED STATES	153	105 590	36	984
	ITALY	2	456	1	23 979
	SPAIN	0	0	2	583
	SUB TOTAL	**377 850**	**3 306 054**	**184 057**	**1 532 458 ***
2937909000	**OTH HORMONE, ITS DERIVATIVE & STRUCTURAL ANALOGUES**				
54155	JAPAN	650	25 450	1 111	39 024
	CHINA	4 770	667 027	9 100	1 308 310
	MALAYSIA	0	0	2	1 056
	INDIA	23	3 700	0	0
	UNITED STATES	398	90 596	310	66 954
	CANADA	5	560	172	62 481
	BRAZIL	40	1 450	0	0
	UNITED KINGDOM	1	33	0	0
	FRANCE	2	213	29	7 400
	GERMANY, FED. REP. OF	8	398 962	4	186 524
	SWITZERLAND	0	0	6	3 449
	DENMARK	0	0	32	699
	SPAIN	0	0	12	3 808
	SUB TOTAL	**5 897**	**1 187 991**	**10 778**	**1 679 705 ***
2938100000	**RUTOSIDE (RUTIN) & ITS DERIVATIVES**				
54161	JAPAN	342	142 715	285	81 409
	CHINA	1 397	111 492	1 697	120 018
	SINGAPORE	3	245	0	0
	INDIA	0	0	150	4 500
	FRANCE	150	12 657	186	15 307
	GERMANY, FED. REP. OF	86	1 471	14	408
	SUB TOTAL	**1 978**	**268 580**	**2 332**	**221 642 ***
2938900000	**OTH GLYCOSIDE, NATURAL/REPRODC BY SYNTHS& THEIR SALTS,ETHERS,ESTERS & OTH DERIVE**				
54161	JAPAN	2 742	480 137	2 026	244 959
	HONG KONG	39	27 300	60	7 320

http://www.bps.go.id

HS / SITC	COMMODITY DESCRIPTION / COUNTRY OF ORIGIN	JANUARY - DECEMBER 2015		JANUARY - DECEMBER 2016	
		NET WEIGHT (KG)	CIF VALUE (US$)	NET WEIGHT (KG)	CIF VALUE (US$)
	KOREA, REPUBLIC OF	370	22 965	510	40 332
	CHINA	26 888	1 560 607	33 595	3 070 566
	SINGAPORE	168	39 374	1 749	172 793
	MALAYSIA	23 447	2 251 632	12 235	1 607 526
	INDIA	36	25 169	170	17 669
	UNITED STATES	309 263	5 113 850	610 369	8 076 977
	CANADA	176	56 840	270	72 764
	MEXICO	0	0	20	2 485
	CHILE	1	69	2	143
	UNITED KINGDOM	174	32 803	604	139 636
	NETHERLANDS	108	20 823	1	73
	FRANCE	1 730	777 775	707	198 949
	GERMANY, FED. REP. OF	514	59 901	9	1 025
	BELGIUM	2	635	0	0
	SWITZERLAND	21	89 257	59	3 627
	ITALY	175	1 330	1 700	10 682
	SPAIN	25	7 729	68	9 112
	POLAND	2	37 273	4	53 590
	SUB TOTAL	**365 881**	**10 605 469**	**664 158**	**13 730 228 ***
2939111000	**CONCENTRATES OF POPPY STRAW AND SALTSTHEREOF**				
54141	FRANCE	1 808	954 200	4	4 680
	SWITZERLAND	1 500	630 000	0	0
	SUB TOTAL	**3 308**	**1 584 200**	**4**	**4 680 ***
2939119000	**BUPRENORPHINE,CODEIN,ETHYLMORPHIN,ETORPINE,HEROIN,MORPHINE,OXYCODON;SALT THEREOF**				
54141	MALAYSIA	3	1 950	0	0
	UNITED STATES	0	0	1	636
	UNITED KINGDOM	45	39 641	49	37 967
	FRANCE	0	0	1 201	632 588
	SWITZERLAND	0	0	1 351	575 000
	SPAIN	0	0	2	1 295
	SUB TOTAL	**48**	**41 591**	**2 604**	**1 247 486 ***
2939190000	**OTH ALKALOIDS OF OPIUM & THEIR DERIVATES; SALTS THEREOF**				
54141	TAIWAN	0	0	6	150
	SINGAPORE	2	870	4	707
	INDIA	793	422 457	491	373 043
	IRAN (ISLAMIC REPUBLIC OF)	500	346 500	300	195 000
	UNITED STATES	0	0	27	62 400
	GERMANY, FED. REP. OF	1	300	0	0
	ITALY	2 900	324 900	2 900	311 315
	SUB TOTAL	**4 196**	**1 095 027**	**3 728**	**942 615 ***
2939201000	**QUENINE AND IT SALTS**				
54142	CHINA	0	0	1 031	116 080
	QATAR	50	6 600	0	0
	UNITED STATES	10	2 042	10	1 997
	SUB TOTAL	**60**	**8 642**	**1 041**	**118 077 ***
2939209000	**OTH ALKALOID OF CINCHONA AND HEIR DERIVATIVES; SALTS THEREOF, OTH THAN QUININE**				
54142	SINGAPORE	1	24	1	34
	NETHERLANDS	25	3 142	50	7 034
	GERMANY, FED. REP. OF	0	0	200	25 828
	SUB TOTAL	**26**	**3 166**	**251**	**32 896 ***
2939300000	**CAFFEINE & ITS SALTS**				
54143	JAPAN	52	1 390	62	4 272
	CHINA	413 502	3 696 560	537 505	5 261 712
	SINGAPORE	8	412	9	559
	VIET NAM	0	0	1 000	14 050
	INDIA	0	0	6 500	79 850
	UNITED STATES	0	0	1	241
	NETHERLANDS	125	3 769	1 300	21 327
	FRANCE	0	0	12	159
	GERMANY, FED. REP. OF	12 326	177 321	3 052	46 902
	SWITZERLAND	0	0	5	1 078

http://www.bps.go.id

HS / SITC	COMMODITY DESCRIPTION / COUNTRY OF ORIGIN	JANUARY - DECEMBER 2015		JANUARY - DECEMBER 2016	
		NET WEIGHT (KG)	CIF VALUE (US$)	NET WEIGHT (KG)	CIF VALUE (US$)
	ITALY	13 800	324 803	21 150	464 707
	SUB TOTAL	**439 813**	**4 204 255**	**570 596**	**5 894 857 ***
2939410000	**EPHEDRINE & ITS SALTS**				
54144	TAIWAN	50	4 000	0	0
	CHINA	2 750	169 301	725	48 325
	SINGAPORE	1 425	87 476	1 600	100 170
	INDIA	4 883	263 213	6 102	324 989
	UNITED STATES	0	0	1	551
	UNITED KINGDOM	0	0	1	139
	FRANCE	2	281	2	268
	GERMANY, FED. REP. OF	150	31 784	25	5 748
	SUB TOTAL	**9 260**	**556 055**	**8 456**	**480 190 ***
2939420000	**PSEUDOEPHEDRINE (INN) & ITS SALTS**				
54144	TAIWAN	550	39 775	625	44 125
	CHINA	31 193	1 677 110	19 450	990 033
	SINGAPORE	3 950	247 431	3 975	245 050
	INDIA	12 010	738 061	14 754	849 886
	UNITED STATES	2	1 392	4	1 687
	FRANCE	1	88	0	0
	GERMANY, FED. REP. OF	1 700	96 594	3 600	197 582
	SUB TOTAL	**49 406**	**2 800 451**	**42 408**	**2 328 363 ***
2939490010	**PHENYLPROPANOLAMINE HCL (PPA)**				
54144	JAPAN	0	0	1	413
	TAIWAN	29 650	1 456 196	23 795	1 185 351
	CHINA	35	3 450	0	0
	INDIA	5	306	0	0
	UNITED STATES	2	1 088	1	551
	ITALY	0	0	50	3 065
	SUB TOTAL	**29 692**	**1 461 040**	**23 847**	**1 189 380 ***
2939490090	**OTH EPHEDRINES AND THEIR SALTS OTH THANEPHEDRIN, PSEUDO, CATHINE & NOREPHEDRIN**				
54144	TAIWAN	6	694	0	0
	CHINA	50	475	0	0
	INDIA	0	0	3	295
	SUB TOTAL	**56**	**1 169**	**3**	**295 ***
2939590000	**OTH THEOPHYLLINE & AMINOPHYLLINE & THEIRDERIVATIVE;SALTS THEREOF, OTH FENETYLINE**				
54145	KOREA, REPUBLIC OF	568	2 194	0	0
	CHINA	74 663	715 854	77 300	774 621
	SINGAPORE	12	571	14	856
	INDIA	5 003	1 606 011	2 597	1 338 493
	ISRAEL	150	12 900	0	0
	GERMANY, FED. REP. OF	162	4 848	724	24 116
	SWITZERLAND	95	14 500	0	0
	MONACO	120	8 024	220	13 938
	ITALY	12 000	468 000	12 500	493 500
	SUB TOTAL	**92 773**	**2 832 902**	**93 355**	**2 645 524 ***
2939620000	**ERGOTAMINE (INN) & ITS SALTS**				
54146	UNITED STATES	1	383	0	0
	SWITZERLAND	1	148	0	0
	CZECH REPUBLIC	14	38 784	13	52 607
	SUB TOTAL	**16**	**39 315**	**13**	**52 607 ***
2939690000	**OTH ALKALOIDS OF RYE ERGOT &ITS DERIVATIVE; SALTS THEREOF**				
54146	SINGAPORE	10	18 000	0	0
	GERMANY, FED. REP. OF	1	1 722	1	356
	SWITZERLAND	8	619	8	138
	IRELAND	1	120	0	0
	ITALY	0	0	5	2 647
	SLOVENIA	4	44 250	0	0
	CZECH REPUBLIC	34	333 391	37	343 500
	SUB TOTAL	**58**	**398 102**	**51**	**346 641 ***

http://www.bps.go.id

HS / SITC	COMMODITY DESCRIPTION / COUNTRY OF ORIGIN	JANUARY - DECEMBER 2015		JANUARY - DECEMBER 2016	
		NET WEIGHT (KG)	CIF VALUE (US$)	NET WEIGHT (KG)	CIF VALUE (US$)
2939991000	**NICOTINE SULPHATE**				
54149	SINGAPORE	20	1 751	0	0
	UNITED KINGDOM	1	248	0	0
	GERMANY, FED. REP. OF	36	4 778	18	4 225
	SUB TOTAL	**57**	**6 777**	**18**	**4 225 ***
2939999000	**OTH VEGETABLE ALKALOIDS, NATURAL/REPRODBY SYNTHESIS;THEIR SALTS,ETHER,ESTER&DRV**				
54149	JAPAN	0	0	7	162
	CHINA	100	96 553	66	282 470
	SINGAPORE	7	576	25	2 569
	MALAYSIA	50	248 000	0	0
	INDIA	212	534 264	120	327 618
	AUSTRALIA	240	1 226 300	359	1 831 178
	UNITED STATES	2	675	0	0
	BRAZIL	10	37 975	5	19 000
	UNITED KINGDOM	6	479	5	603
	FRANCE	65	292 500	0	0
	GERMANY, FED. REP. OF	2 109	7 959 769	2 562	8 958 977
	SWITZERLAND	40	211 003	60	326 600
	ITALY	6	2 645	3	8 969
	SPAIN	3	48 583	4	87 709
	SUB TOTAL	**2 850**	**10 659 322**	**3 216**	**11 845 855 ***
2940000000	**SUGARS, CHEMICALLY PURE OTH THAN SUCROSE,LACTOSE, MALTOSE, GLUCOSE, & FRUCTOSE**				
51692	JAPAN	264 375	1 751 650	248 438	1 697 609
	KOREA, REPUBLIC OF	0	0	271	9 585
	CHINA	77 370	1 348 668	155 656	2 748 234
	THAILAND	36 000	78 840	28 002	61 116
	SINGAPORE	4 365	24 122	8 463	66 681
	MALAYSIA	0	0	75	1 080
	INDIA	152	1 975	3	859
	INDONESIA	0	0	18 200	16 755
	IRAN (ISLAMIC REPUBLIC OF)	0	0	114	573
	SOUTH AFRICA	10 080	59 444	6 720	35 840
	UNITED STATES	111 256	1 496 997	71 228	971 127
	CANADA	0	0	4	881
	UNITED KINGDOM	1 970	81 421	50	215
	NETHERLANDS	0	0	26	485
	FRANCE	3 054	64 729	44 170	65 563
	GERMANY, FED. REP. OF	1 639 399	6 229 210	1 254 270	4 977 562
	AUSTRIA	60 025	215 220	104 000	367 364
	BELGIUM	1	2	1	1
	SWITZERLAND	30 837	560 530	5 289	88 634
	DENMARK	0	0	3 360	16 101
	ITALY	69 200	646 166	129 075	1 303 470
	SUB TOTAL	**2 308 084**	**12 558 974**	**2 077 415**	**12 429 735 ***
2941101100	**AMOXICILLINS & ITS SALTS, NON-STERILE**				
54131	JAPAN	0	0	1	201
	CHINA	10 000	255 000	0	0
	FRANCE	2	184	4	1 096
	AUSTRIA	20 221	1 026 349	19 075	1 171 559
	ITALY	7 000	567 508	7 000	444 518
	SPAIN	4 075	189 525	16 107	735 495
	SUB TOTAL	**41 298**	**2 038 566**	**42 187**	**2 352 869 ***
2941101900	**AMOXICILLINS & ITS SALTS, STERILE**				
54131	JAPAN	1	181	0	0
	CHINA	954 209	23 700 929	1 240 628	23 903 380
	THAILAND	20 000	455 000	0	0
	SINGAPORE	913	37 711	2	388
	INDIA	68 710	1 942 885	174 514	3 513 446
	UNITED STATES	1	218	0	0
	FRANCE	521	35 017	10	3 832
	AUSTRIA	2 409	94 690	5 000	163 750
	ITALY	304	49 760	0	0
	SPAIN	6 328	254 191	9 274	400 274
	SUB TOTAL	**1 053 396**	**26 570 582**	**1 429 428**	**27 985 070 ***

http://www.bps.go.id

HS / SITC	COMMODITY DESCRIPTION / COUNTRY OF ORIGIN	JANUARY - DECEMBER 2015		JANUARY - DECEMBER 2016	
		NET WEIGHT (KG)	CIF VALUE (US$)	NET WEIGHT (KG)	CIF VALUE (US$)
2941102000	**AMPICILLIN & ITS SALTS**				
54131	JAPAN	1	7	0	0
	CHINA	136 590	4 023 340	92 136	2 927 534
	SINGAPORE	3	227	0	0
	INDIA	7 000	339 100	38 760	1 152 850
	UNITED STATES	26	3 840	54	7 562
	MEXICO	2 000	85 930	2 000	96 000
	FRANCE	2	837	0	0
	AUSTRIA	1 200	61 200	64	18 004
	ITALY	300	25 500	0	0
	SPAIN	3	238	382	215 730
	SUB TOTAL	**147 125**	**4 540 219**	**133 396**	**4 417 680 ***
2941109000	**OTH PENICILLINS &THEIR DERIVE W/ PENICILLANIC ACID STRUCTURE; SALT THEREOF**				
54131	JAPAN	7 207	2 988 201	2 039	1 934 105
	KOREA, REPUBLIC OF	5 148	2 064 252	4 341	1 732 203
	CHINA	12 050	1 812 386	20 091	3 791 358
	THAILAND	0	0	50	2 000
	SINGAPORE	1	81	158	24 330
	INDIA	898	153 435	740	130 865
	NORTHERN MARIANA ISLANDS	0	0	1	30
	UNITED STATES	6	771	20	12 084
	UNITED KINGDOM	0	0	1	246
	FRANCE	2	92	0	0
	AUSTRIA	4 600	151 800	0	0
	DENMARK	0	0	1	450
	ITALY	1 355	2 171 664	786	841 998
	SPAIN	4 200	197 528	7 266	1 984 996
	ROMANIA	110	2 762	339	8 846
	SLOVENIA	3 600	387 000	0	0
	SUB TOTAL	**39 177**	**9 929 972**	**35 833**	**10 463 511 ***
2941200000	**STREPTOMYCINS & THEIR DERIVATIVES; SALTTHEREOF**				
54132	JAPAN	0	0	379	16 743
	CHINA	26 387	336 295	44 444	369 756
	SINGAPORE	3	139	2	110
	FRANCE	0	0	2	206
	SUB TOTAL	**26 390**	**336 434**	**44 827**	**386 815 ***
2941300000	**TETRACYCLINES & THEIR DERIVATIVES; SALTTHEREOF**				
54133	HONG KONG	487	145 899	0	0
	CHINA	232 359	4 766 267	304 401	6 016 473
	MACAU	0	0	600	203 840
	SINGAPORE	9	1 202	7	1 934
	UNITED STATES	1	39	0	0
	BRAZIL	0	0	25	11 918
	NETHERLANDS	0	0	359	5 571
	BELGIUM	441	8 822	562	20 970
	IRELAND	89	6 956	0	0
	PORTUGAL	80	100 000	80	100 000
	SUB TOTAL	**233 466**	**5 029 185**	**306 034**	**6 360 706 ***
2941400000	**CHLORAMPHENICOL & ITS DERIVATIVES; SALTTHEREOF**				
54139	CHINA	82 753	4 680 923	159 181	9 657 115
	SINGAPORE	7	535	2	102
	INDIA	8 820	462 514	20 000	1 108 900
	UNITED STATES	3	800	0	0
	CANADA	0	0	27	1 005
	FRANCE	4	547	6	741
	GERMANY, FED. REP. OF	7	11 147	0	0
	SWITZERLAND	50	7 250	0	0
	ITALY	400	43 498	0	0
	SPAIN	320	70 400	0	0
	SUB TOTAL	**92 364**	**5 277 614**	**179 216**	**10 767 863 ***
2941500000	**ERYTHROMYCIN & ITS DERIVATIVES; SALTTHEREOF**				
54139	CHINA	23 020	1 458 348	31 577	1 700 159
	THAILAND	6 135	426 109	10 070	701 577

http://www.bps.go.id

HS / SITC	COMMODITY DESCRIPTION / COUNTRY OF ORIGIN	JANUARY - DECEMBER 2015		JANUARY - DECEMBER 2016	
		NET WEIGHT (KG)	CIF VALUE (US$)	NET WEIGHT (KG)	CIF VALUE (US$)
	SINGAPORE	146	21 559	181	22 251
	MALAYSIA	5 000	205 750	3 500	147 400
	INDIA	10 914	795 622	23 795	1 318 448
	PAKISTAN	60	7 080	30	3 540
	UNITED STATES	789	2 135 176	805	1 797 043
	MEXICO	525	223 125	0	0
	PUERTO RICO	3 523	2 571 088	1 845	2 735 778
	UNITED KINGDOM	0	0	1	333
	SWITZERLAND	1 650	606 825	850	372 000
	SPAIN	2 035	283 200	1 861	280 150
	KYRGYZSTAN	0	0	50	45 000
	CROATIA	50	20 000	0	0
	SUB TOTAL	**53 847**	**8 753 882**	**74 565**	**9 123 679 ***
2941900000	**OTH ANTIBIOTICS**				
54139	JAPAN	15 243	2 002 814	1 587	1 272 540
	HONG KONG	45	50 050	1	2 183
	KOREA, REPUBLIC OF	23 297	2 312 240	26 830	1 824 867
	TAIWAN	33	69 004	586	170 710
	CHINA	885 914	35 386 699	986 031	29 669 137
	THAILAND	1 044	57 600	2 417	150 626
	SINGAPORE	52	15 912	173	28 672
	MALAYSIA	25 000	11 357	35 100	91 902
	INDIA	83 208	12 810 596	142 857	14 766 321
	TURKEY	0	0	1	146
	UNITED STATES	9 406	210 837	917	314 681
	CANADA	96	3 379	83	2 246
	BRAZIL	30	24 040	65	55 400
	UNITED KINGDOM	61 856	932 418	368	87 406
	NETHERLANDS	36	13 620	1 378	68 345
	FRANCE	142	103 215	80	55 897
	GERMANY, FED. REP. OF	134	18 152	116	11 861
	AUSTRIA	1	217	0	0
	BELGIUM	147	4 082	145	3 090
	SWITZERLAND	1 641	396 195	200	23 210
	DENMARK	390	601 891	226	276 049
	IRELAND	1	434	0	0
	ITALY	243 670	2 873 207	302 117	1 796 986
	SPAIN	65 968	3 582 259	108 155	5 464 012
	HUNGARY	133	1 645 100	108	1 311 930
	ROMANIA	850	885 933	876	665 632
	SLOVAKIA	2	434	0	0
	CZECH REPUBLIC	234	53 356	428	96 592
	RUSSIA FEDERATION	0	0	35	28 000
	SUB TOTAL	**1 418 573**	**64 065 041**	**1 610 880**	**58 238 441 ***
2942000000	**OTH ORGANIC COMPOUNDS.**				
51699	JAPAN	39 114	749 258	20 699	1 138 492
	HONG KONG	32 082	12 149	116	14 549
	KOREA, REPUBLIC OF	45 428	258 476	8 052	132 057
	TAIWAN	13 415	70 411	12 833	63 010
	CHINA	1 072 019	3 156 341	996 456	3 153 050
	PAPUA NEW GUINEA	0	0	87	948
	THAILAND	39 284	99 370	3 289	33 939
	SINGAPORE	70 168	206 881	112 601	276 056
	PHILIPPINES	207	3 152	107	2 765
	MALAYSIA	14 539	28 811	23 226	95 239
	VIET NAM	427	4 261	8 351	19 085
	INDIA	589 836	2 097 362	179 400	1 007 008
	PAKISTAN	0	0	34	382
	SRI LANKA	0	0	8	223
	INDONESIA	0	0	6	397
	TURKEY	0	0	91	1 476
	UNITED ARAB EMIRATES	96	1 133	1	188
	SUDAN	0	0	1	121
	AUSTRALIA	7 856	44 248	60 321	206 894
	NEW ZEALAND	2 970	47 851	3 000	48 659
	NORTHERN MARIANA ISLANDS	0	0	1	36
	UNITED STATES	59 235	502 249	32 717	824 390
	CANADA	178	19 757	47	9 354
	MEXICO	21	1 970	0	0

http://www.bps.go.id

HS / SITC	COMMODITY DESCRIPTION / COUNTRY OF ORIGIN	JANUARY - DECEMBER 2015		JANUARY - DECEMBER 2016	
		NET WEIGHT (KG)	CIF VALUE (US$)	NET WEIGHT (KG)	CIF VALUE (US$)
	CHILE	0	0	23	387
	ARGENTINA	43	692	44	592
	BRAZIL	72	3 126	1 926	3 229
	UNITED KINGDOM	18 196	152 542	4 334	137 857
	NETHERLANDS	23 259	99 218	1 448	23 565
	FRANCE	1 100	104 385	795	49 281
	GERMANY, FED. REP. OF	563	82 631	422	34 875
	BELGIUM	230	5 340	138	3 260
	SWITZERLAND	564	85 625	494	17 622
	DENMARK	99	3 553	37	525
	NORWAY	28 800	104 609	4	2 034
	SWEDEN	63	3 721	32	646
	FINLAND	1 246	6 070	0	0
	IRELAND	978	217 405	1 273	268 926
	ITALY	228	24 509	285	15 782
	SPAIN	16 517	2 284 750	134	12 441
	PORTUGAL	0	0	30	376
	HUNGARY	0	0	6	820
	POLAND	15	1 709	8	667
	BULGARIA	4	2 392	3	1 869
	UKRAINE	0	0	2	1 102
	LATVIA	15	5 819	11	2 588
	SUB TOTAL	**2 078 867**	**10 491 776**	**1 472 893**	**7 606 762 ***
3001200000	**EXTRACTS OF GLANDS OR OTH ORGANS OR OFTHEIR SECRETIONS, FOR ORGANO-THERAPEUTIC**				
54162	JAPAN	0	0	20	15 600
	UNITED STATES	10	3 100	0	0
	BRAZIL	0	0	25	2 400
	DENMARK	945	93 443	9 525	1 011 079
	SUB TOTAL	**955**	**96 543**	**9 570**	**1 029 079 ***
3001900000	**GLAND&OTH ORGAN FOR ORGANO-THERAPEUTIC&HUMAN/ANIMAL SUBSTANC FOR THERAPETIC,NES**				
54162	JAPAN	1 060	826 800	0	0
	CHINA	925	97 450	1 455	137 546
	SINGAPORE	0	0	1	79
	UNITED STATES	58	158 113	20	7 589
	ARGENTINA	0	0	20	198 400
	BRAZIL	179	1 720 434	428	2 311 789
	FRANCE	0	0	11	7 146
	DENMARK	10	1 600	0	0
	SUB TOTAL	**2 232**	**2 804 397**	**1 935**	**2 662 549 ***
3002101000	**PLASMA PROTEIN SOLUTIONS**				
54163	CHINA	9 165	2 214 050	17 288	4 316 206
	SINGAPORE	62	34 583	827	243 374
	UNITED STATES	7 835	647 873	15 773	7 103 747
	NETHERLANDS	29 321	6 648 978	11 282	2 876 395
	GERMANY, FED. REP. OF	9 403	2 074 447	19 349	4 457 741
	AUSTRIA	9 582	3 681 884	13 629	4 310 958
	SWEDEN	3	730	9	798
	SPAIN	2 163	539 632	998	252 880
	SUB TOTAL	**67 534**	**15 842 177**	**79 155**	**23 562 099 ***
3002103000	**ANTISERA&MODIFIED IMMUNOLOGICAL PRODUCTWHET/NOT MODIFIED/OBTAIN BIOTECH PROCESS**				
51573	JAPAN	720	9 000	0	0
	KOREA, REPUBLIC OF	415	33 509	0	0
	CHINA	561	18 867	31	4 241
	SINGAPORE	0	0	1 362	664 680
	INDIA	1 075	120 980	10	5 000
	ISRAEL	0	0	3	1 221
	UNITED STATES	42 507	11 625 021	76 619	15 732 365
	NETHERLANDS	0	0	4	998
	FRANCE	0	0	25	2 040
	GERMANY, FED. REP. OF	65	9 233	771	697 358
	AUSTRIA	0	0	140	110 000
	BELGIUM	0	0	10	6 405
	SWITZERLAND	8	41 444	170	900 769
	DENMARK	0	0	46	14 275
	ITALY	0	0	20	3 910

http://www.bps.go.id

HS / SITC	COMMODITY DESCRIPTION / COUNTRY OF ORIGIN	JANUARY - DECEMBER 2015		JANUARY - DECEMBER 2016	
		NET WEIGHT (KG)	CIF VALUE (US$)	NET WEIGHT (KG)	CIF VALUE (US$)
	SPAIN	1 348	66 667	0	0
	SUB TOTAL	**46 699**	**11 924 721**	**79 211**	**18 143 262 ***
3002109000	**OTH BLOOD FRACTIONS, WHET/NOT MODIFIED/OBTAIN BY BIOTECHNOLOGICAL PROCESS**				
54163	TAIWAN	823	144 513	2 204	398 483
	CHINA	54	2 449	651	37 840
	SINGAPORE	2 045	700 150	49	6 749
	UNITED ARAB EMIRATES	0	0	2	105
	UNITED STATES	6 233	290 975	7 825	429 249
	CANADA	11	1 564	0	0
	CUBA	75	136 500	830	1 515 150
	UNITED KINGDOM	12	2 633	3	745
	NETHERLANDS	0	0	4	2 068
	FRANCE	53	5 757	24	6 294
	GERMANY, FED. REP. OF	32	14 386	37	14 793
	AUSTRIA	409	230 460	0	0
	SWITZERLAND	511	439 825	236	252 138
	SWEDEN	8	3 278	6	204
	ITALY	13	1 629	24	4 480
	SPAIN	0	0	10	110
	SUB TOTAL	**10 279**	**1 974 119**	**11 905**	**2 668 408 ***
3002202000	**PERTUSIS, MEASLES, MENINGITIS OR POLIOVACCINES**				
54163	KOREA, REPUBLIC OF	8 025	600 000	6 730	635 460
	CHINA	1 775	1 125 000	64 659	9 902 640
	INDIA	0	0	17 231	4 436 805
	UNITED STATES	0	0	29	2 383
	FRANCE	30	7 032	16	1 443
	BELGIUM	86	28 649	0	0
	ITALY	10 421	11 298 510	0	0
	SUB TOTAL	**20 337**	**13 059 191**	**88 665**	**14 978 731 ***
3002209010	**HEPATITIS VACCINE**				
54163	KOREA, REPUBLIC OF	6 063	4 823 189	2 586	5 854 701
	INDIA	0	0	1	305
	NETHERLANDS	82	40 866	0	0
	FRANCE	40	4 344	0	0
	GERMANY, FED. REP. OF	34	50 000	0	0
	BELGIUM	9 487	1 850 891	9 588	1 820 924
	SUB TOTAL	**15 706**	**6 769 290**	**12 175**	**7 675 930 ***
3002209090	**OTH VACCINES FOR HUMAN MEDICINE OTH THAN TETANUS,PARTUSIS,MESSLES,POLIO,HEPATITI**				
54163	JAPAN	2 028	702 360	57	1 310 953
	HONG KONG	0	0	130	14 774
	KOREA, REPUBLIC OF	0	0	30	310
	CHINA	28	3 505	8 140	1 027 600
	THAILAND	232	65 549	292	81 476
	SINGAPORE	1 032	183 194	301	92 906
	MALAYSIA	183	514	0	0
	INDIA	13 935	1 559 763	13 344	2 444 540
	AUSTRALIA	960	42 024	1 222	27 025
	UNITED STATES	6 029	5 515 050	2 997	920 261
	CANADA	4 791	3 044 478	3 223	3 129 475
	UNITED KINGDOM	155	24 878	45	3 864
	NETHERLANDS	3 676	2 033 736	8 697	4 425 643
	FRANCE	24 810	3 131 829	397 545	7 613 122
	GERMANY, FED. REP. OF	454	109 747	125	198 500
	BELGIUM	17 822	8 674 727	11 411	6 443 682
	SWITZERLAND	21	1 405	0	0
	DENMARK	902	459 540	0	0
	IRELAND	0	0	5 671	6 059 788
	ITALY	1 797	34 000	0	0
	SUB TOTAL	**78 855**	**25 586 299**	**453 230**	**33 793 919 ***
3002300000	**VACCINES FOR VETERINARY MEDICINE**				
54163	JAPAN	2 480	85 465	0	0
	KOREA, REPUBLIC OF	11 122	377 136	12 454	402 171
	CHINA	30 000	225 759	6 710	66 106

http://www.bps.go.id

HS / SITC	COMMODITY DESCRIPTION / COUNTRY OF ORIGIN	JANUARY - DECEMBER 2015		JANUARY - DECEMBER 2016	
		NET WEIGHT (KG)	CIF VALUE (US$)	NET WEIGHT (KG)	CIF VALUE (US$)
	THAILAND	53 819	548 590	85 478	368 299
	SINGAPORE	12 302	143 406	4 474	30 064
	MALAYSIA	1 401	135 353	786	57 353
	INDIA	3 034	89 459	4 868	70 995
	AUSTRALIA	553	445 025	679	632 943
	UNITED STATES	53 066	8 278 825	57 552	10 010 965
	MEXICO	115 459	1 837 472	120 698	2 217 463
	VENEZUELA	1 850	97 891	1 439	104 716
	ARGENTINA	12 233	55 637	31 433	167 528
	BRAZIL	16 289	1 661 207	13 648	677 289
	NETHERLANDS	170 024	10 400 116	159 235	9 411 265
	FRANCE	655 056	7 154 571	357 108	8 074 619
	GERMANY, FED. REP. OF	13 551	1 157 512	4 250	266 286
	BELGIUM	0	0	2 151	17 717
	SWITZERLAND	1 024	120 377	5 467	47 397
	DENMARK	0	0	16	129
	IRELAND	0	0	142	2 650
	ITALY	20 048	1 291 016	12 465	459 678
	SPAIN	7 258	265 866	14 670	63 015
	HUNGARY	11 090	1 863 436	14 840	2 176 646
	CZECH REPUBLIC	1 965	330 253	538	212 770
	SUB TOTAL	**1 193 624**	**36 564 372**	**911 101**	**35 538 064 ***
3002900000	**HUMAN BLOOD;ANIMAL BLOOD FOR THERAPEUTIC,PROPHYLACTIC/DIAGNOSTIC USES**				
54164	JAPAN	19 188	507 067	1 287	541 884
	KOREA, REPUBLIC OF	35	1 834	200 003	40 223
	CHINA	1 031	1 331 313	2 184	1 346 400
	SINGAPORE	1	27	9 719	103 415
	MALAYSIA	0	0	90	1 385
	AUSTRALIA	0	0	3	1 591
	UNITED STATES	58	7 460	16 983	112 667
	CANADA	12 609	61 292	0	0
	UNITED KINGDOM	50	15 802	165	23 699
	FRANCE	520	28 655	284	18 882
	GERMANY, FED. REP. OF	131	39 138	129	75 641
	SWITZERLAND	58 544	4 641 506	68 434	4 911 450
	DENMARK	4 444	336 148	2 195	686 621
	ITALY	0	0	7	288
	SPAIN	0	0	23	5 459
	CZECH REPUBLIC	0	0	5 000	10 820
	SUB TOTAL	**96 611**	**6 970 242**	**306 506**	**7 880 425 ***
3003101000	**MEDICAMENTS CONT AMOXICLLIN (INN) OR ITSSALTS, NOT FOR RETAIL SALE**				
54211	KOREA, REPUBLIC OF	4 213	25 500	0	0
	CHINA	60	6 935	0	0
	UNITED STATES	0	0	1	151
	GERMANY, FED. REP. OF	3	1 150	0	0
	BELGIUM	1 803	43 751	1 117	20 613
	SLOVENIA	4 500	483 750	1 850	198 876
	SUB TOTAL	**10 579**	**561 086**	**2 968**	**219 640 ***
3003102000	**MEDICAMENTS CONT AMPICILLIN (INN) OR ITSSALTS, NOT FOR RETAIL SALE**				
54211	CHINA	480	45 600	0	0
	SUB TOTAL	**480**	**45 600**	**0**	**0 ***
3003109000	**OTH MEDCN CONT PENICILLINS /DERIVATIVE'SW/ PENICILLANIC ACID STRU,NOT FOR RETAIL**				
54211	JAPAN	542	286 753	0	0
	INDIA	0	0	56	117
	UNITED STATES	45 058	4 114 664	17 376	1 024 670
	FRANCE	149	6 505	0	0
	BELGIUM	134	2 481	202	6 205
	ITALY	483	125 965	424	116 061
	SUB TOTAL	**46 366**	**4 536 368**	**18 058**	**1 147 053 ***
3003200000	**MEDICAMENTS CONTAINING OTH ANTIBIOTICS**				
54212	KOREA, REPUBLIC OF	1 166	364 275	4 635	766 650
	TAIWAN	2	1 802	0	0
	CHINA	94 546	2 466 571	411 413	4 793 338

http://www.bps.go.id

HS / SITC	COMMODITY DESCRIPTION / COUNTRY OF ORIGIN	JANUARY - DECEMBER 2015		JANUARY - DECEMBER 2016	
		NET WEIGHT (KG)	CIF VALUE (US$)	NET WEIGHT (KG)	CIF VALUE (US$)
	THAILAND	0	0	300	4 689
	SINGAPORE	4	321	0	0
	INDIA	509	216 050	1 519	875 890
	EGYPT	1 185	17 250	1 185	17 250
	UNITED STATES	343	36 153	367 192	2 646 837
	BRAZIL	0	0	60	48 600
	UNITED KINGDOM	399	57 808	534	4 970
	ITALY	168	218 400	210	210 000
	BULGARIA	0	0	345 000	1 373 778
	SUB TOTAL	**98 322**	**3 378 630**	**1 132 048**	**10 742 002 ***
3003310000	**MEDICAMENTS CONT INSULIN NOT PUT UP INMEASUR. DOSES - FOR RET SALE**				
54221	CHINA	0	0	51	5 752
	SUB TOTAL	**0**	**0**	**51**	**5 752 ***
3003390000	**MEDICAMENTS CONT HORMON OTH INSULIN/PRODHEAD 2937 NOT CONT ANTIBIOTIC,NOT RETAIL**				
54222	HONG KONG	2	346	0	0
	KOREA, REPUBLIC OF	22 652	161 000	21 200	118 000
	CHINA	8 006	135 459	0	0
	SINGAPORE	47 882	210 910	4 950	22 227
	INDIA	200	74 180	137	55 088
	AUSTRALIA	545	13 184	547	10 432
	UNITED STATES	0	0	18	4 231
	GERMANY, FED. REP. OF	31	5 178	150	13 000
	SUB TOTAL	**79 318**	**600 257**	**27 002**	**222 978 ***
3003400090	**MEDICAMENT CONT ALKALOID/DRV NOT CONTAINHARMONE/HEAD 2937/ANTIBIOTIC,THAN QUININ**				
54231	JAPAN	3 952	1 941 288	3 380	1 994 209
	SUB TOTAL	**3 952**	**1 941 288**	**3 380**	**1 994 209 ***
3003900000	**OTH MEDICAMENTS CONT MIX _2 CONSTITUENTSFOR THERAPEUTIC/PROPHYLACTIC,NOT RETAIL**				
54291	JAPAN	17 278	3 771 035	2 265	878 389
	KOREA, REPUBLIC OF	923	51 900	4 925	9 000
	TAIWAN	0	0	212	465 850
	CHINA	7 794	1 010 635	20	27 800
	SINGAPORE	0	0	1	170
	INDIA	1 400	78 092	43 688	1 018 886
	AUSTRALIA	164	21 720	20	2 919
	UNITED STATES	224	27 783	4	548
	UNITED KINGDOM	5 375	35 785	7 275	56 610
	NETHERLANDS	530	32 742	530	35 127
	FRANCE	696	71 150	265	83 255
	GERMANY, FED. REP. OF	2 172	345 184	100	96 611
	BELGIUM	8 732	1 386 023	8 800	1 448 970
	SWITZERLAND	1 895	150 470	319	176 036
	ITALY	486	147 461	163	29 246
	SPAIN	1	8 500	0	0
	PORTUGAL	0	0	5 057	639 576
	HUNGARY	0	0	40	14 972
	CROATIA	0	0	850	34 250
	MALTA	85	25 723	0	0
	SUB TOTAL	**47 755**	**7 164 203**	**74 534**	**5 018 215 ***
3004101600	**MEDICAMENTS CONT AMPICILLIN,AMOXYCILLIN/THEIR SALTS, OF A KIND TAKEN ORALLY,RETL**				
54213	JAPAN	141	6 868	0	0
	KOREA, REPUBLIC OF	488	7 000	750	10 500
	SINGAPORE	156	10 304	28	369
	MALAYSIA	0	0	550	16 225
	VIET NAM	6 826	83 718	1 768	24 728
	UNITED KINGDOM	224	26 806	0	0
	SPAIN	376	1 931	0	0
	BULGARIA	220	13 049	3 650	99 669
	SUB TOTAL	**8 431**	**149 676**	**6 746**	**151 491 ***
3004101900	**OTH MEDICAMENTS CONT PENICILLINS/THEIRDERIVATIVES, IN DOSES/FOR RETAIL**				
54213	JAPAN	180	26 572	360	58 130
	KOREA, REPUBLIC OF	0	0	94	9 234

http://www.bps.go.id

HS / SITC	COMMODITY DESCRIPTION / COUNTRY OF ORIGIN	JANUARY - DECEMBER 2015		JANUARY - DECEMBER 2016	
		NET WEIGHT (KG)	CIF VALUE (US$)	NET WEIGHT (KG)	CIF VALUE (US$)
	CHINA	6 444	59 263	3 695	68 536
	SINGAPORE	1 061	39 050	25 976	266 158
	MALAYSIA	0	0	2	423
	INDIA	667	94 311	681	95 778
	AUSTRALIA	0	0	26	24 590
	UNITED STATES	36 933	188 378	30 505	171 916
	UNITED KINGDOM	62	571	1	318
	NETHERLANDS	0	0	15	200 539
	GERMANY, FED. REP. OF	55 503	947 897	84 007	787 573
	AUSTRIA	66 128	578 298	81 125	693 907
	SWITZERLAND	6 299	612 765	1 291	587 834
	SWEDEN	76 280	416 845	56 750	356 549
	IRELAND	776	888 145	617	1 090 284
	ITALY	814	169 906	978	176 561
	SPAIN	9 341	54 942	1 025	9 304
	SUB TOTAL	**260 488**	**4 076 943**	**287 148**	**4 597 634 ***
3004102900	**MEDICAMENTS CONT STREPTOMYCINS/DERIVATIV,OTHER THAN OINTMENT FORM,FOR RETAIL**				
54213	HONG KONG	5	10 000	0	0
	KOREA, REPUBLIC OF	9	887	0	0
	THAILAND	1 568	24 312	0	0
	SINGAPORE	0	0	105	233
	UNITED STATES	0	0	16	7 451
	CANADA	10 333	3 918 475	9 624	3 080 828
	UNITED KINGDOM	0	0	2	109
	FRANCE	10 273	178 713	4 454	41 302
	ITALY	0	0	5	12 200
	MALTA	0	0	6	3 498
	SUB TOTAL	**22 188**	**4 132 387**	**14 212**	**3 145 621 ***
3004201000	**MEDICAMENTS CONT GENTAMYCIN, LINCOMYCIN,SULFAMETHOXAZOLE/DERIVE,FOR ORAL/OINTMEN**				
54219	KOREA, REPUBLIC OF	1 713	64 413	10	20 000
	TAIWAN	5	13 500	0	0
	CHINA	11 000	165 000	8 000	120 000
	SUB TOTAL	**12 718**	**242 913**	**8 010**	**140 000 ***
3004203100	**MEDICAMENTS CONT ERYTHROMYCIN/ITS DERIVATIVE FOR TAKING ORALLY, FOR RETAIL SALE**				
54219	TAIWAN	0	0	774	71 936
	CHINA	510	20 165	0	0
	MALAYSIA	7 466	48 457	9 035	76 977
	INDIA	15 997	203 500	1	143
	ARGENTINA	1 042	39 800	360	15 920
	SUB TOTAL	**25 015**	**311 922**	**10 170**	**164 976 ***
3004203200	**MEDICAMENTS CONT ERYTHROMYCIN/ITS DERIVATIVE IN OINTMENT FORM, FOR RETAIL SALE**				
54219	ITALY	1 120	167 681	0	0
	SUB TOTAL	**1 120**	**167 681**	**0**	**0 ***
3004203900	**OTH MEDICAMENTS CONT ERYTHROMYCIN/DERIVE,OTH FOR TAKING ORALLY/OINTMENT,RETAIL**				
54219	CHINA	15	5 080	0	0
	VIET NAM	4 207	45 567	3 694	28 694
	INDONESIA	7 657	455 700	0	0
	UNITED STATES	875	336 838	1 078	359 825
	UNITED KINGDOM	69	116 161	466	359 325
	ITALY	0	0	459	90 222
	SUB TOTAL	**12 823**	**959 346**	**5 697**	**838 066 ***
3004207100	**MEDICAMENTS CONT TETRACYCLINE/CHLORAMPHENICOLS/DERIVE FOR TAKEN ORALLY/OINTMENT**				
54219	UNITED STATES	4 544	57 330	0	0
	SPAIN	1 792	24 570	11 339	155 478
	SUB TOTAL	**6 336**	**81 900**	**11 339**	**155 478 ***
3004207900	**MEDICAMENTS CONT TETRACYCLINE/CHLORAMPHENICOLS/DERIVE OTH TAKEN ORALLY/OINTMENT**				
54219	KOREA, REPUBLIC OF	500	10 000	2 224	77 500
	SINGAPORE	1 040	1 864	0	0
	JORDAN	0	0	1 347	25 119

http://www.bps.go.id

HS / SITC	COMMODITY DESCRIPTION / COUNTRY OF ORIGIN	JANUARY - DECEMBER 2015		JANUARY - DECEMBER 2016	
		NET WEIGHT (KG)	CIF VALUE (US$)	NET WEIGHT (KG)	CIF VALUE (US$)
	UNITED STATES	4 792	5 478 370	9 117	9 886 922
	NETHERLANDS	65 575	943 275	72 137	1 163 957
	FRANCE	0	0	2 395	1 846 642
	SPAIN	16 817	121 478	17 703	140 951
	SUB TOTAL	**88 724**	**6 554 987**	**104 923**	**13 141 091 ***
3004209100	**OTH MEDICAMENTS CONT OTH ANTIBIOTICS FOR TAKING ORALLY/OINTMENT FORM, FOR RETAIL**				
54219	JAPAN	1 375	112 087	0	0
	THAILAND	33 582	702 986	0	0
	VIET NAM	2 267	20 612	0	0
	UNITED KINGDOM	94	27 712	173	54 576
	GERMANY, FED. REP. OF	243	265 709	1 528	1 309 539
	DENMARK	444	167 582	0	0
	IRELAND	307	116 408	1 028	392 048
	ITALY	162	19 831	111	14 468
	SPAIN	0	0	1 014	606 207
	SUB TOTAL	**38 474**	**1 432 927**	**3 854**	**2 376 838 ***
3004209900	**OTH MEDICAMENTS CONT OTH ANTIBIOTICS OTH TAKING ORALLY/OINTMENT FORM, FOR RETAIL**				
54219	JAPAN	6 208	186 284	3 472	106 448
	KOREA, REPUBLIC OF	88 400	873 229	56 723	627 599
	CHINA	2	536	39 360	512 842
	THAILAND	86 393	2 212 541	41 151	913 835
	SINGAPORE	57 320	764 428	33 431	263 326
	INDIA	35	11 550	0	0
	BANGLADESH	20 496	1 285 560	0	0
	AUSTRALIA	97	312 442	289	860 015
	UNITED STATES	15 008	578 154	3 333	257 706
	ARGENTINA	21 007	469 367	17 164	354 139
	PUERTO RICO	745	228 550	0	0
	UNITED KINGDOM	30 443	810 653	68 165	1 929 327
	NETHERLANDS	58 187	797 109	40 016	593 503
	FRANCE	108 693	729 918	170 078	960 152
	GERMANY, FED. REP. OF	13 628	585 659	15 952	936 390
	BELGIUM	2 605	167 748	4 092	219 807
	SWITZERLAND	730	102 387	922	98 148
	NORWAY	3 430	143 808	3 452	143 166
	IRELAND	89	17 833	59	12 291
	ITALY	6 361	735 871	4 189	1 502 777
	SPAIN	11 522	103 687	0	0
	SUB TOTAL	**531 399**	**11 117 314**	**501 848**	**10 291 471 ***
3004310000	**MEDICAMENTS CONTAIN INSULIN-BUT NOT CONTANTIBIOTICS, IN DOSSES/FOR RETAIL**				
54223	UNITED STATES	2 429	555 298	16 848	1 911 302
	BRAZIL	68 610	15 493 446	109 068	23 340 306
	FRANCE	25 298	6 388 093	43 064	8 688 474
	DENMARK	33 259	8 747 070	2 600	1 428 104
	POLAND	441	70 875	0	0
	SUB TOTAL	**130 037**	**31 254 782**	**171 580**	**35 368 186 ***
3004324000	**MEDICAMENTS CONT HYDROCORTISONE SODIUMSUCCINATE/FLUOCINOLONE ACETONID, RETAIL**				
54224	SPAIN	0	0	190	28 653
	SUB TOTAL	**0**	**0**	**190**	**28 653 ***
3004329000	**OTH MED CONT CORTICOSTEROID HORMON,THEIRDERIVATIVE/STRUC ANALOG,IN DOSSES/RETAIL**				
54224	INDIA	4 517	420 088	5 269	496 135
	AUSTRALIA	9 628	934 544	13 649	995 500
	UNITED KINGDOM	2 614	1 564 080	22 903	3 480 734
	BELGIUM	453	47 121	2 062	139 948
	ITALY	1 786	350 172	1 156	249 778
	SPAIN	3 895	370 951	5 042	485 876
	SUB TOTAL	**22 893**	**3 686 956**	**50 081**	**5 847 971 ***
3004390000	**OTH MED CONT HORMON OTH THAN CORICOSTEROID&INSULIN,NOT CONT ANTIBIOTIC, RETAIL**				
54229	HONG KONG	2	950	0	0
	KOREA, REPUBLIC OF	156	62 000	210	72 634
	THAILAND	1 964	1 719 263	2 619	1 780 326

http://www.bps.go.id

HS / SITC	COMMODITY DESCRIPTION / COUNTRY OF ORIGIN	JANUARY - DECEMBER 2015		JANUARY - DECEMBER 2016	
		NET WEIGHT (KG)	CIF VALUE (US$)	NET WEIGHT (KG)	CIF VALUE (US$)
	SINGAPORE	0	0	1 203	346 653
	PHILIPPINES	135 430	54 607	209 232	96 202
	MALAYSIA	0	0	5	45 279
	INDIA	11 331	760 155	9 048	878 876
	AUSTRALIA	20	2 506	272	18 289
	UNITED STATES	756	96 318	428	436 925
	CANADA	167	21 644	0	0
	VENEZUELA	89	61 704	0	0
	ARGENTINA	67	113 580	164	278 520
	BRAZIL	191 149	1 537 888	145 682	1 196 240
	PUERTO RICO	1 012	2 008 455	851	2 703 666
	UNITED KINGDOM	114	222 053	9	23 538
	NETHERLANDS	7 111	3 623 942	6 245	3 332 373
	FRANCE	88 329	145 626	66 872	177 103
	GERMANY, FED. REP. OF	33 352	7 060 140	47 810	9 363 130
	BELGIUM	1 664	1 147 288	3 283	1 069 620
	SWITZERLAND	5 454	1 698 055	8 007	3 581 338
	MONACO	183	217 575	0	0
	DENMARK	20	166	12	61 074
	FINLAND	825	139 077	1 093	123 930
	IRELAND	734	182 651	330	62 072
	ITALY	1 947	1 734 526	3 225	3 180 043
	SPAIN	1 469	9 123	1 646	146 436
	ICELAND	2 083	107 289	3 109	425 176
	SUB TOTAL	**485 428**	**22 726 581**	**511 355**	**29 399 443 ***
3004401000	**MEDICAMENTS CONT MORPHINE/ITS DERIVATIVE ,FOR INJECTION, IN DOSSES/FOR RETAIL**				
54232	BELGIUM	18 457	922 697	16 250	802 188
	ITALY	0	0	5 855	347 317
	SUB TOTAL	**18 457**	**922 697**	**22 105**	**1 149 505 ***
3004402000	**MEDICAMENTS CONT QUININE HYDROCHLORIDE/DIHYDRO-CHLORID,FOR INJECTION,FOR RETAIL**				
54232	KOREA, REPUBLIC OF	5 813	383 916	4 069	261 951
	SINGAPORE	8	40	3	821
	SUB TOTAL	**5 821**	**383 956**	**4 072**	**262 772 ***
3004403000	**MEDICAMENTS CONT QUININE SULPHATE/BISULPHATE,FOR TAKING ORALLY, FOR RETAIL SALE**				
54232	KOREA, REPUBLIC OF	37	524	0	0
	SUB TOTAL	**37**	**524**	**0**	**0 ***
3004407000	**MEDICAMENTS CONT ATROPINE SULPHATE, INDOSSES/FOR RETAIL SALE**				
54232	HONG KONG	45	18 012	0	0
	CHINA	135	52 650	5	3 750
	SINGAPORE	8	5 391	0	0
	AUSTRIA	58	18 682	0	0
	SUB TOTAL	**246**	**94 735**	**5**	**3 750 ***
3004409010	**MEDICAMENTS CONT MORPHINE/ITS DERIVATIVE,FOR TAKING ORALLY, IN DOSSES/FOR RETAIL**				
54232	UNITED STATES	0	0	61	58 054
	UNITED KINGDOM	375	427 254	264	318 654
	ITALY	0	0	5	3 288
	SUB TOTAL	**375**	**427 254**	**330**	**379 996 ***
3004409090	**MEDI CONT OTH ALKALOIDS/DERIVE THEREOF,NOT CONT HORMONES/ANTIBIOTICS,FOR RETAIL**				
54232	JAPAN	666	1 768 157	774	848 090
	KOREA, REPUBLIC OF	35 200	272 546	22 055	171 575
	TAIWAN	30 408	213 264	58 464	398 450
	INDIA	0	0	1	129
	UNITED STATES	39 951	187 810	40 825	187 984
	UNITED KINGDOM	2 800	13 952	35 100	251 052
	NETHERLANDS	38 851	581 315	158	173 748
	GERMANY, FED. REP. OF	6 090	30 450	5 974	29 870
	AUSTRIA	75	32 079	0	0
	BELGIUM	34 277	617 427	21 913	720 892
	SWITZERLAND	0	0	928	64 576
	DENMARK	916	1 575 617	1 213	2 153 915

http://www.bps.go.id

HS / SITC	COMMODITY DESCRIPTION / COUNTRY OF ORIGIN	JANUARY - DECEMBER 2015		JANUARY - DECEMBER 2016	
		NET WEIGHT (KG)	CIF VALUE (US$)	NET WEIGHT (KG)	CIF VALUE (US$)
	IRELAND	74	89 820	278	88 380
	SUB TOTAL	**189 308**	**5 382 437**	**187 683**	**5 088 661 ***
3004501000	**OTH MEDICAMENT CONT VITAMINS OF A KINDSUITABLE FOR CHILDREN IN SYRUP FORM**				
54292	JAPAN	0	0	212	354 810
	UNITED STATES	0	0	3	462
	GERMANY, FED. REP. OF	0	0	1 041	16 669
	SUB TOTAL	**0**	**0**	**1 256**	**371 941 ***
3004502100	**OTH MEDICAMENT CONT VITAMINS > 1 OF KIND TAKEN ORALLY**				
54292	CHINA	20	6 100	0	0
	THAILAND	2 447	92 697	3 420	129 532
	SINGAPORE	0	0	27	267
	PHILIPPINES	0	0	2	856
	AUSTRALIA	0	0	11	180
	SUB TOTAL	**2 467**	**98 797**	**3 460**	**130 835 ***
3004502900	**OTH MEDICAMENT CONT VITAMINS>1 OTH THANOF KIND TAKEN ORALLY**				
54292	CHINA	2 865	325 807	1 302	114 906
	MALAYSIA	20 451	213 089	0	0
	INDIA	35	29 000	4	1 473
	PAKISTAN	1 930	65 727	3 210	109 980
	AUSTRALIA	11 257	439 320	0	0
	NETHERLANDS	10 135	550 162	0	0
	FRANCE	22	1 024	1	103
	SWITZERLAND	100	40 500	0	0
	SPAIN	5 200	183 485	0	0
	SUB TOTAL	**51 995**	**1 848 114**	**4 517**	**226 462 ***
3004509100	**OTH MEDICAMENTS CONT VITAMINS A,B OR C**				
54292	JAPAN	1 508	216 225	2 484	323 255
	UNITED STATES	16	3 568	0	0
	GERMANY, FED. REP. OF	160	10 914	0	0
	BELGIUM	3	135	0	0
	DENMARK	213	95 981	0	0
	IRELAND	333	130 330	655	252 297
	SPAIN	15 731	90 867	0	0
	SUB TOTAL	**17 964**	**548 020**	**3 139**	**575 552 ***
3004509900	**OTH MEDICAMENT CONT VITAMIN (OTH THAN A,B,C) OR OTH PRODUCTS OF HEADING 29.36**				
54292	KOREA, REPUBLIC OF	37	1 152	0	0
	CHINA	7 200	14 007	2 000	9 000
	SINGAPORE	300 722	2 133 621	168 103	1 212 801
	PHILIPPINES	0	0	1	134
	MALAYSIA	529	60 702	0	0
	VIET NAM	0	0	5 633	17 578
	INDIA	1 448	71 049	19	1 316
	AUSTRALIA	31 358	2 057 524	27 915	1 674 352
	UNITED STATES	1 026	32 346	69	4 220
	CANADA	0	0	1	231
	ARGENTINA	1 406	253 589	1 183	214 617
	UNITED KINGDOM	3 907	159 151	4 863	58 065
	NETHERLANDS	60	7 614	12	3 258
	FRANCE	5 759	1 413 641	5 794	1 939 806
	GERMANY, FED. REP. OF	0	0	2 388	148 762
	BELGIUM	660	5 547	327	2 863
	DENMARK	0	0	1	94
	ITALY	2 052	10 759	1 657	5 289
	SUB TOTAL	**356 164**	**6 220 702**	**219 966**	**5 292 386 ***
3004901000	**TRANSDERMAL THERAPEUTIC SYSTEMS PATCHESFOR CANCER TREATMENT OR HEART DISEASES**				
54293	KOREA, REPUBLIC OF	3 923	1 067 094	3 281	1 189 928
	CHINA	0	0	119	693
	SINGAPORE	0	0	1	300
	UNITED STATES	6	576	0	0
	MEXICO	38	7 131	0	0
	UNITED KINGDOM	38 470	7 867 175	9 004	8 052 526

http://www.bps.go.id

HS / SITC	COMMODITY DESCRIPTION / COUNTRY OF ORIGIN	JANUARY - DECEMBER 2015		JANUARY - DECEMBER 2016	
		NET WEIGHT (KG)	CIF VALUE (US$)	NET WEIGHT (KG)	CIF VALUE (US$)
	NETHERLANDS	7 225	576 497	7 275	360 927
	FRANCE	12	7 123	0	0
	GERMANY, FED. REP. OF	1 997	532 811	0	0
	BELGIUM	559	165 283	64	8 751
	FINLAND	10	5 251	0	0
	IRELAND	31	70 797	0	0
	SPAIN	0	0	3 834	18 873
	SUB TOTAL	**52 271**	**10 299 738**	**23 578**	**9 631 998 ***
3004902000	**CLOSED STERILE WATER FOR INHALATION,PHARMACEUTICAL GRADE**				
54293	SINGAPORE	10	622	5	475
	UNITED KINGDOM	23	1 015	0	0
	FRANCE	111	326	0	0
	GERMANY, FED. REP. OF	1	59	0	0
	SUB TOTAL	**145**	**2 022**	**5**	**475 ***
3004903000	**ANTISEPTICS**				
54293	CHINA	115 570	189 915	103 120	170 613
	SINGAPORE	163	1 661	0	0
	MALAYSIA	22 459	123 440	5 478	9 606
	INDIA	4 561	81 140	6 043	117 333
	AUSTRALIA	3 718	43 648	0	0
	UNITED STATES	0	0	5 616	37 415
	UNITED KINGDOM	16 798	121 512	63 177	471 408
	GERMANY, FED. REP. OF	123 992	442 039	102 960	488 685
	SWITZERLAND	342 691	2 350 848	352 278	2 549 265
	POLAND	5 616	21 845	732	11 274
	SUB TOTAL	**635 568**	**3 376 048**	**639 404**	**3 855 599 ***
3004904100	**ANAESTHETICS CONTAINING PROCAINEHYDROCHLORIDE**				
54293	INDIA	85	36 290	75	38 553
	TURKEY	0	0	19	193
	SUB TOTAL	**85**	**36 290**	**94**	**38 746 ***
3004904900	**OTH ANAESTHETICS OTH THAN CONT PROCAINEHYDROCHLORIDE**				
54293	JAPAN	893	322 869	2 546	923 322
	KOREA, REPUBLIC OF	130	743 271	463	829 581
	TAIWAN	217	81 852	0	0
	THAILAND	0	0	35	1 752
	VIET NAM	61	7 218	0	0
	INDIA	44	22 755	100	137 541
	UNITED STATES	4 409	927 316	4 069	818 332
	PUERTO RICO	1 284	278 973	14 356	2 056 368
	UNITED KINGDOM	0	0	1	232
	NETHERLANDS	9 228	601 377	9 821	831 097
	FRANCE	4	1 884	1	146
	GERMANY, FED. REP. OF	1 530	143 791	229	153 296
	BELGIUM	30 568	2 042 895	14 724	1 418 380
	SWITZERLAND	72	23 618	0	0
	IRELAND	628	2 511 755	703	3 043 764
	ITALY	91	42 422	97	42 422
	SUB TOTAL	**49 159**	**7 751 996**	**47 145**	**10 256 233 ***
3004905100	**ANALGESICS,ANTIPYRETIC&OTH MED CONT PARACETAMOL/DIPYRONE,ACETYLSALICYLIC,TAKEN O**				
54293	UNITED KINGDOM	0	0	3	221
	SWITZERLAND	1 505	99 819	748	51 168
	ITALY	3 888	233 538	6 804	395 117
	SUB TOTAL	**5 393**	**333 357**	**7 555**	**446 506 ***
3004905200	**ANALGESICS,ANTIPYRETICS & OTH MED CONTCHLORPHENIMAMINE MALEATE**				
54293	ITALY	15	14 881	0	0
	SUB TOTAL	**15**	**14 881**	**0**	**0 ***
3004905500	**OTH ANALGESIC,ANTIPYRETIC&OTH COUGH/COLDMEDICAMENT, IN LINIMENT FORM**				
54293	JAPAN	12 200	196 660	0	0
	CHINA	2 383	169 688	0	0

http://www.bps.go.id

HS / SITC	COMMODITY DESCRIPTION / COUNTRY OF ORIGIN	JANUARY - DECEMBER 2015		JANUARY - DECEMBER 2016	
		NET WEIGHT (KG)	CIF VALUE (US$)	NET WEIGHT (KG)	CIF VALUE (US$)
	THAILAND	1	12	0	0
	MALAYSIA	985	39 043	0	0
	SUB TOTAL	**15 569**	**405 403**	**0**	**0 ***
3004905910	**ANALGESIC,ANTIPYRETIC&OTH MED CONT ACETYLSALICYLIC ACD,PARACTAML/DPYRON,NOT ORAL**				
54293	MALAYSIA	3 000	9 981	0	0
	SUB TOTAL	**3 000**	**9 981**	**0**	**0 ***
3004905990	**OTH ANALGESICS,ANTIPYRETICS & OTH COUGH/COLD MEDICMN, WHET/NOT CONT ANTIHISTAMIN**				
54293	JAPAN	6 287	233 929	712	175 590
	KOREA, REPUBLIC OF	494	14 674	0	0
	CHINA	1 103	21 274	0	0
	ARGENTINA	2 916	19 486	1 211	6 868
	NETHERLANDS	34	63 858	0	0
	GERMANY, FED. REP. OF	0	0	2	416
	BELGIUM	922	722 340	720	320 622
	SPAIN	10 574	8 952 447	12 900	13 732 517
	SUB TOTAL	**22 330**	**10 028 008**	**15 545**	**14 236 013 ***
3004906100	**ANTIMALARIALS CONT ARTEMISININ, ARTESUNATE OR CHLOROQUINE**				
54293	CHINA	14 696	926 654	20 516	1 332 202
	AUSTRALIA	0	0	178	75 665
	SUB TOTAL	**14 696**	**926 654**	**20 694**	**1 407 867 ***
3004906300	**OTHER ANTIMALARIALS USED FOR HERBALMEDICAMENTS**				
54293	HONG KONG	3	400	0	0
	KOREA, REPUBLIC OF	0	0	43	399
	CHINA	0	0	40	21 042
	SINGAPORE	22	3 168	0	0
	MALAYSIA	0	0	38 607	392 174
	NEW ZEALAND	4	763	0	0
	UNITED STATES	0	0	814	20 376
	CANADA	0	0	8 646	47 905
	FRANCE	0	0	238	8 325
	SPAIN	2	446	0	0
	POLAND	0	0	2	152
	SUB TOTAL	**31**	**4 777**	**48 390**	**490 373 ***
3004906900	**OTH ANTIMALARIALS OTH THAN USE FORHERBAL MEDICAMENTS**				
54293	HONG KONG	1	161	0	0
	CHINA	0	0	29	2 198
	THAILAND	0	0	4	738
	SINGAPORE	34	3 448	1	151
	UNITED STATES	2	800	2	149
	SUB TOTAL	**37**	**4 409**	**36**	**3 236 ***
3004907100	**ANTIHELMINTIC CONTAINING PIPERAZINE ORMEBENDAZOLE (INN)**				
54293	VIET NAM	1 315	10 802	292	4 081
	INDIA	3 000	10 350	2 000	5 700
	SPAIN	9 337	86 965	6 346	41 974
	SUB TOTAL	**13 652**	**108 117**	**8 638**	**51 755 ***
3004907200	**OTHER ANTIHELMINTIC USE FOR HERBALMEDICAMENTS**				
54293	TAIWAN	610	143 759	3 000	51 000
	MALAYSIA	0	0	2 017	27 676
	SUB TOTAL	**610**	**143 759**	**5 017**	**78 676 ***
3004907900	**OTHER ANTIHELMINTIC OTH THAN USE FORHERBAL MEDICAMENTS**				
54293	CHINA	1 032	82 554	10	4 000
	INDIA	135	6 692	0	0
	INDONESIA	0	0	147	14 004
	UNITED KINGDOM	0	0	2	426
	BELGIUM	0	0	115	1 219
	CZECH REPUBLIC	39	5 940	94	14 400
	SUB TOTAL	**1 206**	**95 186**	**368**	**34 049 ***

http://www.bps.go.id

HS / SITC	COMMODITY DESCRIPTION / COUNTRY OF ORIGIN	JANUARY - DECEMBER 2015		JANUARY - DECEMBER 2016	
		NET WEIGHT (KG)	CIF VALUE (US$)	NET WEIGHT (KG)	CIF VALUE (US$)
3004908100	**OTH MED FOR CANCER,HIV/AIDS/OTH INTRACTABLE DISEASE CONT DEFEROXAMINE,FOR INJECT**				
54293	NETHERLANDS	1 147	233 038	0	0
	FRANCE	1 735	743 915	383	484 124
	GERMANY, FED. REP. OF	6 257	2 223 277	8 267	2 537 354
	HUNGARY	834	203 700	0	0
	SUB TOTAL	**9 973**	**3 403 930**	**8 650**	**3 021 478 ***
3004908200	**ANTI HIV/AIDS MEDICAMENTS**				
54293	CHINA	4 485	1 085 166	2 852	678 873
	SINGAPORE	3 624	26 179 727	3 241	22 371 460
	INDIA	16 570	3 304 074	88 084	14 068 829
	UNITED STATES	41	19 637	78	27 327
	GERMANY, FED. REP. OF	5 791	932 484	15 271	2 135 823
	IRELAND	0	0	102	652 959
	SUB TOTAL	**30 511**	**31 521 088**	**109 628**	**39 935 271 ***
3004908900	**OTH MEDICAMENTS FOR OTHER INTRACTABLEDISEASES OTH THAN HIV/AIDS**				
54293	JAPAN	478	502 703	1 481	697 715
	KOREA, REPUBLIC OF	817	235 419	10 548	1 401 442
	CHINA	2 266	114 634	8 903	495 842
	THAILAND	0	0	36	226
	SINGAPORE	0	0	88	46 034
	INDIA	5 423	538 416	19 051	1 917 630
	CYPRUS	0	0	1 897	177 423
	AUSTRALIA	0	0	3	9 921
	NEW ZEALAND	227	38 000	153	29 359
	UNITED STATES	142	1 241 694	606	696 068
	CUBA	745	1 365 000	0	0
	ARGENTINA	9 328	8 218 617	5 880	3 561 219
	UNITED KINGDOM	1 138	1 820 417	1 290	1 062 340
	FRANCE	1 632	8 906 335	15 184	727 315
	GERMANY, FED. REP. OF	11 758	17 975 153	9 268	9 496 867
	AUSTRIA	4 033	784 470	43	10 930
	BELGIUM	16	85 943	2 199	408 229
	SWITZERLAND	12 541	34 089 824	13 982	21 910 702
	NORWAY	0	0	1	1 587
	FINLAND	13	11 681	19	8 710
	IRELAND	1 093	55 433	6 545	372 064
	ITALY	24	32 193	648	400 630
	SPAIN	10	44 814	47	65 077
	PORTUGAL	0	0	122	5 645
	GREECE	466	121 009	1 227	294 112
	ROMANIA	19 588	4 833 685	17 540	3 660 794
	LATVIA	885	78 428	1 721	160 349
	MALTA	2 868	304 357	5 400	1 239 068
	SUB TOTAL	**75 491**	**81 398 225**	**123 882**	**48 857 298 ***
3004909100	**OTH MEDICAM CONT SODIUM CHLORIDE/GLUCOSE, FOR INFUSION**				
54293	CHINA	15	1 207	0	0
	THAILAND	291	1 396	0	0
	MALAYSIA	5 384 166	4 116 027	10 563 413	8 619 136
	INDIA	86 940	232 632	77 281	208 535
	UNITED STATES	4 003	2 406 928	3 966	1 637 715
	BRAZIL	706	78 116	706	121 714
	FRANCE	10 600	150 300	7 269	181 883
	GERMANY, FED. REP. OF	698 132	490 110	672 650	916 074
	BELGIUM	712	252 125	0	0
	SWITZERLAND	448	153 620	22 204	230 927
	IRELAND	5 515	50 804	432	7 752
	SPAIN	0	0	785	6 132
	SUB TOTAL	**6 191 528**	**7 933 265**	**11 348 706**	**11 929 868 ***
3004909200	**OTH MEDICAM CONT SORBITOL/SALBUTAMOL FOR INFUSION**				
54293	JAPAN	40	506	0	0
	TAIWAN	0	0	114	5 760
	UNITED KINGDOM	17 126	229 579	0	0
	NETHERLANDS	72	69 318	24	22 581
	BELGIUM	28 384	551 353	36 044	573 627
	SWITZERLAND	24	22 897	172	141 320

http://www.bps.go.id

HS / SITC	COMMODITY DESCRIPTION / COUNTRY OF ORIGIN	JANUARY - DECEMBER 2015		JANUARY - DECEMBER 2016	
		NET WEIGHT (KG)	CIF VALUE (US$)	NET WEIGHT (KG)	CIF VALUE (US$)
	PORTUGAL	0	0	790	37 087
	SUB TOTAL	**45 646**	**873 653**	**37 144**	**780 375 ***
3004909300	**OTH MEDICAM CONT SORBITOL/SALBUTAMOL INOTHER FORM**				
54293	AUSTRALIA	91 887	4 722 331	116 730	6 014 232
	FRANCE	0	0	1 009	90 771
	SPAIN	8 457	381 157	1 985	51 092
	SUB TOTAL	**100 344**	**5 103 488**	**119 724**	**6 156 095 ***
3004909400	**OTH MEDICAM CONT CIMETIDINE/RANITIDINE,OTH THAN FOR INJECTION/INFUSION**				
54293	UNITED STATES	115	76 754	0	0
	FRANCE	56	4 131	0	0
	GERMANY, FED. REP. OF	9 527	2 572 332	4	83 509
	SUB TOTAL	**9 698**	**2 653 217**	**4**	**83 509 ***
3004909800	**OTHER MEDICAMENT FOR HERBAL MEDICAMENTS, FOR RETAIL SALE**				
54293	JAPAN	0	0	7 974	1 019 122
	HONG KONG	784 591	2 264 828	445 420	3 215 348
	KOREA, REPUBLIC OF	1 109	43 334	0	0
	TAIWAN	197	6 710	7 165	935 864
	CHINA	692 919	2 572 743	434 865	5 471 747
	THAILAND	14 082	179 378	1 830	47 001
	SINGAPORE	0	0	20 840	895 437
	MALAYSIA	2 938	85 152	123 066	1 977 408
	INDIA	4 702	369 957	10 922	736 887
	AUSTRALIA	0	0	2 598	86 515
	NEW ZEALAND	0	0	17 715	573 457
	UNITED STATES	2 237	83 885	1 098 781	16 410 216
	CANADA	871	56 373	2 938	100 234
	UNITED KINGDOM	830	28 547	701	19 497
	NETHERLANDS	0	0	23	6 712
	FRANCE	1 128	208 328	1 166	246 226
	GERMANY, FED. REP. OF	25 614	133 367	53 194	301 808
	SWITZERLAND	786	68 967	3 021	119 709
	SPAIN	68	4 334	89	6 243
	ANDORRA	1 887	2 956	0	0
	SUB TOTAL	**1 533 959**	**6 108 859**	**2 232 308**	**32 169 431 ***
3004909900	**OTHER MEDICAMENTS OTH THAN HERBAL MEDICAMENTS, FOR RETAIL SALE**				
54293	JAPAN	46 958	3 614 915	95 024	7 100 764
	HONG KONG	29 837	47 550	76 462	120 671
	KOREA, REPUBLIC OF	14 715	3 288 367	17 324	4 527 815
	TAIWAN	3 816	194 542	5 076	232 097
	CHINA	147 560	3 668 752	113 617	4 325 506
	THAILAND	347 498	2 644 409	504 248	3 760 536
	SINGAPORE	6 119 753	16 623 774	5 110 511	17 298 872
	PHILIPPINES	0	0	10	3 753
	MALAYSIA	6 762 070	6 652 098	1 382 831	2 578 727
	VIET NAM	3	8	3 100	38 133
	INDIA	12 368	1 484 854	6 193	754 874
	BANGLADESH	5 506	180 000	0	0
	INDONESIA	0	0	521	5 206
	TURKEY	257	147 335	71	15 900
	SOUTH AFRICA	0	0	3	10
	AUSTRALIA	171 060	7 781 421	20 433	6 981 229
	NEW ZEALAND	0	0	40	795
	UNITED STATES	90 681	37 424 028	86 393	27 840 199
	CANADA	636	1 262 792	518	489 990
	MEXICO	1 553	1 621 526	873	753 367
	CHILE	0	0	8	117
	ARGENTINA	12 207	195 537	18 560	189 940
	BRAZIL	203	30 570	373	52 257
	PUERTO RICO	43 249	11 532 351	26 910	6 862 637
	UNITED KINGDOM	368 588	45 809 307	203 925	40 204 844
	NETHERLANDS	5 534	373 891	1 290	647 098
	FRANCE	143 070	25 429 578	192 976	37 267 127
	GERMANY, FED. REP. OF	645 945	39 348 093	332 964	52 409 481
	AUSTRIA	423	134 168	245	167 553
	BELGIUM	44 719	8 527 547	45 078	10 583 665

http://www.bps.go.id

HS / SITC	COMMODITY DESCRIPTION / COUNTRY OF ORIGIN	JANUARY - DECEMBER 2015		JANUARY - DECEMBER 2016	
		NET WEIGHT (KG)	CIF VALUE (US$)	NET WEIGHT (KG)	CIF VALUE (US$)
	SWITZERLAND	60 736	19 964 077	35 544	21 093 821
	DENMARK	4 563	1 160 226	6 626	820 877
	NORWAY	0	0	2 484	127 505
	SWEDEN	92 087	7 923 071	91 753	7 728 735
	FINLAND	3 366	1 345 787	3 022	794 880
	IRELAND	16 510	11 901 254	9 467	6 988 195
	ITALY	22 425	5 652 573	15 530	5 107 291
	SPAIN	19 489	7 600 490	14 846	5 955 461
	PORTUGAL	1 408	31 756	1 049	36 903
	POLAND	12 443	1 288 091	3 904	1 932 232
	BULGARIA	0	0	4	1 877
	LATVIA	3	648	0	0
	MALTA	313	10 652	125	26 179
	SLOVAKIA	589	203 955	53	21 322
	SLOVENIA	679	610 757	225	42 660
	SUB TOTAL	**15 252 820**	**275 710 750**	**8 430 209**	**275 891 101 ***
3005101000	**ADHESIVE DRESSING&OTH ARTICLES W/ ADHESIVE LAYER,IMPREGNATE/COAT W/ PHARMACY SUB**				
54191	JAPAN	16 432	561 131	0	0
	HONG KONG	0	0	21	131
	KOREA, REPUBLIC OF	0	0	9	165
	CHINA	999	5 480	47	532
	SINGAPORE	33	7 520	0	0
	UNITED STATES	29	942	23	1 651
	GERMANY, FED. REP. OF	679	15 625	155	4 040
	SUB TOTAL	**18 172**	**590 698**	**255**	**6 519 ***
3005109000	**ADHESIVE DRESSING&OTH ARTICLES W/ ADHESIVE LAYER THAN IMPREG/COAT W/ PHARMACEU S**				
54191	JAPAN	420	14 278	38	1 237
	HONG KONG	363	14 676	0	0
	KOREA, REPUBLIC OF	17 090	228 273	2 646	38 769
	TAIWAN	5 457	99 558	1 857	58 405
	CHINA	73 014	653 922	93 740	990 992
	THAILAND	0	0	412	4 825
	SINGAPORE	85 482	89 885	80	1 034
	INDIA	2	164	0	0
	PAKISTAN	0	0	1	40
	EGYPT	3 164	24 836	2 950	32 797
	SOUTH AFRICA	411	7 826	261	4 494
	AUSTRALIA	809	155	188	5 289
	UNITED STATES	902	52 144	8 232	132 732
	CANADA	0	0	97	2 376
	UNITED KINGDOM	34	3 749	3	238
	NETHERLANDS	0	0	16	16
	GERMANY, FED. REP. OF	1 289	43 034	7 230	181 428
	SWITZERLAND	1	198	0	0
	DENMARK	0	0	4	327
	SWEDEN	740	16 241	759	18 109
	IRELAND	1 034	37 441	124	7 114
	ITALY	37	2 482	0	0
	SPAIN	0	0	2	855
	SUB TOTAL	**190 249**	**1 288 862**	**118 640**	**1 481 077 ***
3005901000	**BANDAGES,IMPREGNATED/COATED W/ PHARMACYSUBST,FOR RETAIL FOR MEDICAL,SURGICAL**				
54191	JAPAN	168 515	1 681 377	218 610	2 617 956
	HONG KONG	0	0	654	18 839
	KOREA, REPUBLIC OF	0	0	90	702
	TAIWAN	0	0	128	2 000
	CHINA	25 405	362 217	38 851	313 361
	THAILAND	0	0	13 148	70 976
	SINGAPORE	0	0	1	133
	INDIA	390	6 171	2 541	42 314
	UNITED STATES	744	9 924	47	901
	UNITED KINGDOM	1 597	29 636	380	7 019
	NETHERLANDS	0	0	2 011	45 423
	GERMANY, FED. REP. OF	13 123	241 659	8 753	172 567
	SWEDEN	0	0	1	104
	SUB TOTAL	**209 774**	**2 330 984**	**285 215**	**3 292 295 ***

http://www.bps.go.id

HS / SITC	COMMODITY DESCRIPTION / COUNTRY OF ORIGIN	JANUARY - DECEMBER 2015		JANUARY - DECEMBER 2016	
		NET WEIGHT (KG)	CIF VALUE (US$)	NET WEIGHT (KG)	CIF VALUE (US$)
3005902000	**GAUZE, IMPREGNATED/COATED W/ PHARMACYSUBST,FOR RETAIL FOR MEDICAL,SURGICAL**				
54191	JAPAN	1 479	51 136	1 261	40 073
	KOREA, REPUBLIC OF	0	0	335	3 524
	TAIWAN	0	0	2 572	24 490
	CHINA	100 357	819 921	112 600	1 231 129
	THAILAND	8 435	163 947	4 285	81 810
	SINGAPORE	3 358	30 776	2 196	26 165
	AUSTRALIA	0	0	2	155
	UNITED STATES	867	35 360	3 855	217 347
	CANADA	250	3 008	24	858
	COLOMBIA	0	0	46 604	555 316
	UNITED KINGDOM	17 683	958 715	20 071	1 042 218
	NETHERLANDS	0	0	24 576	454 989
	FRANCE	0	0	69	1 754
	GERMANY, FED. REP. OF	78 801	1 671 059	134 583	2 287 338
	IRELAND	0	0	3	1 575
	SLOVENIA	626	11 403	498	14 944
	SUB TOTAL	**211 856**	**3 745 325**	**353 534**	**5 983 685 ***
3005909000	**WADDING&SIMILAR ARTICLES,IMPREGNATED/COATE W/PHARMACY SUBST,FOR RETAIL FOR MEDIS**				
54191	JAPAN	432	14 822	151	24 105
	HONG KONG	168	2 550	1 159	28 008
	KOREA, REPUBLIC OF	3 313	153 382	2 196	284 605
	TAIWAN	9 624	237 277	73 037	939 500
	CHINA	132 554	1 337 215	232 977	2 359 555
	THAILAND	280	8 635	32 276	234 447
	SINGAPORE	672	104 129	1 687	134 752
	PHILIPPINES	16	3 458	53	1 505
	MALAYSIA	245	1 393	4 106	81 765
	VIET NAM	0	0	175	2 882
	INDIA	0	0	588	13 206
	UNITED ARAB EMIRATES	3	22	0	0
	EGYPT	15 294	111 774	22 247	159 314
	SOUTH AFRICA	3 603	152 205	1 911	102 101
	AUSTRALIA	0	0	453	11 599
	UNITED STATES	25 458	695 159	22 659	861 910
	CANADA	0	0	1	105
	UNITED KINGDOM	5 744	344 541	1 708	100 311
	NETHERLANDS	3 601	369 234	5 239	238 472
	FRANCE	1 163	72 743	640	27 993
	GERMANY, FED. REP. OF	45 272	2 440 285	51 711	2 970 059
	AUSTRIA	0	0	1 006	32 307
	SWITZERLAND	479	15 554	2 642	152 672
	SWEDEN	187	9 780	1 185	68 520
	IRELAND	5 629	287 800	2 785	167 076
	ITALY	19 892	921 147	9 252	508 432
	SPAIN	118	34 988	4	1 415
	SUB TOTAL	**273 747**	**7 318 093**	**471 848**	**9 506 616 ***
3006101000	**STERILE ABSORBABLE SURGICAL/DENTAL YARN; STERILE SURGICAL/DENTAL ADHESION BARRIE**				
54199	JAPAN	223	60 274	0	0
	KOREA, REPUBLIC OF	52	17 306	130	96 762
	TAIWAN	1	70	0	0
	CHINA	33 587	1 492 368	66 291	2 013 142
	THAILAND	0	0	4	570
	SINGAPORE	3 482	811 732	5 470	1 476 274
	PHILIPPINES	2	721	0	0
	MALAYSIA	582	94 710	666	95 175
	INDIA	720	89 488	175	16 432
	INDONESIA	0	0	51	7 264
	UNITED STATES	3 154	841 995	3 456	937 864
	MEXICO	1 163	136 894	1 215	110 855
	BRAZIL	981	135 047	1 166	185 495
	PERU	0	0	122	30 686
	PUERTO RICO	73	9 584	0	0
	DOMINICAN REPUBLIC	4 639	1 173 068	5 740	1 152 415
	UNITED KINGDOM	0	0	60	10 037
	FRANCE	2 640	589 857	5 092	1 097 986
	GERMANY, FED. REP. OF	14	9 326	596	74 279
	BELGIUM	1 613	356 913	839	131 499
	SWITZERLAND	0	0	133	19 219

http://www.bps.go.id

HS / SITC	COMMODITY DESCRIPTION / COUNTRY OF ORIGIN	JANUARY - DECEMBER 2015		JANUARY - DECEMBER 2016	
		NET WEIGHT (KG)	CIF VALUE (US$)	NET WEIGHT (KG)	CIF VALUE (US$)
	SPAIN	8 695	3 177 830	2 966	991 290
	SLOVAKIA	1	160	0	0
	SUB TOTAL	**61 622**	**8 997 343**	**94 172**	**8 447 244 ***
3006109000	**STERILE SURGICAL CATGUT,STERILE ADHESIVE TISSUE FOR SURGICL WOUND CLOSE&LAMINARI**				
54199	JAPAN	0	0	16	13 150
	KOREA, REPUBLIC OF	64	9 269	3	177
	CHINA	7 296	604 966	23 148	697 071
	THAILAND	0	0	85	46 033
	SINGAPORE	4 291	1 092 453	5 446	1 476 611
	MALAYSIA	142	22 126	312	47 067
	INDIA	289	26 598	2 444	206 807
	UNITED ARAB EMIRATES	0	0	29	93
	SOUTH AFRICA	56	15 495	105	24 256
	AUSTRALIA	787	111 140	196	30 240
	NEW ZEALAND	0	0	94	12 440
	UNITED STATES	2 955	657 295	4 905	702 975
	BRAZIL	0	0	10	3 131
	DOMINICAN REPUBLIC	3 188	785 798	2 851	572 238
	UNITED KINGDOM	0	0	346	60 290
	FRANCE	1 554	361 158	3 429	747 136
	GERMANY, FED. REP. OF	5 525	756 386	2 264	261 395
	BELGIUM	9 782	1 577 568	12 276	1 983 745
	IRELAND	33	5 404	16	2 055
	SPAIN	12 656	3 551 448	14 775	3 907 014
	SUB TOTAL	**48 618**	**9 577 104**	**72 750**	**10 793 924 ***
3006200000	**BLOOD-GROUPING REAGENTS**				
54192	SINGAPORE	21	174	179	22 384
	UNITED STATES	22	15 817	144	15 095
	ECUADOR	1	52	40	2 780
	UNITED KINGDOM	126	9 628	101	6 951
	FRANCE	0	0	1 920	114 693
	GERMANY, FED. REP. OF	52	5 411	230	28 622
	SWITZERLAND	12 389	3 127 069	15 187	3 812 581
	DENMARK	0	0	22	2 282
	SUB TOTAL	**12 611**	**3 158 151**	**17 823**	**4 005 388 ***
3006302000	**REAGENTS OF MICROBIAL ORIGIN OF KINDSUITABEL FOR VETERINARY BIOLOGIC DIAGNOS**				
54193	JAPAN	312	15 150	75	2 677
	HONG KONG	94	820	51	1 109
	KOREA, REPUBLIC OF	1 193	103 591	563	72 173
	TAIWAN	0	0	184	78 205
	CHINA	3	530	0	0
	SINGAPORE	279	44 055	326	56 319
	MALAYSIA	80	15 642	51	950
	NEW ZEALAND	6	1 270	0	0
	UNITED STATES	10 422	273 454	7 979	149 216
	CANADA	0	0	1	189
	MEXICO	3	636	0	0
	UNITED KINGDOM	71	569	165	2 091
	NETHERLANDS	6	3 486	0	0
	FRANCE	544	39 607	283	33 264
	GERMANY, FED. REP. OF	1 769	142 259	2 907	172 222
	AUSTRIA	0	0	12	667
	SWITZERLAND	0	0	264	49 016
	DENMARK	1	196	5	317
	NORWAY	982	7 843	0	0
	IRELAND	575	35 783	431	43 651
	ITALY	1	69	0	0
	SPAIN	36	26 030	372	546
	SUB TOTAL	**16 377**	**710 990**	**13 669**	**662 612 ***
3006303000	**OTH MICROBIAL DIAGNOSTIC REAGENTS**				
54193	KOREA, REPUBLIC OF	0	0	343	17 074
	CHINA	0	0	2 909	513 782
	SINGAPORE	0	0	69	10 025
	SWAZILAND	0	0	2	654
	UNITED STATES	16	1 309	64	10 459

http://www.bps.go.id

HS / SITC	COMMODITY DESCRIPTION / COUNTRY OF ORIGIN	JANUARY - DECEMBER 2015		JANUARY - DECEMBER 2016	
		NET WEIGHT (KG)	CIF VALUE (US$)	NET WEIGHT (KG)	CIF VALUE (US$)
	UNITED KINGDOM	62	10 323	53	7 839
	FRANCE	4	511	3	588
	GERMANY, FED. REP. OF	4	2 093	176	20 451
	AUSTRIA	0	0	15	445
	SWITZERLAND	72	11 504	54	13 507
	SWEDEN	3	968	4	1 304
	ITALY	1	36	1	114
	SUB TOTAL	**162**	**26 744**	**3 693**	**596 242 ***
3006309000	**OTH OPACIFYING PREP FOR X-RAY EXAM;OTHDIAGNOSTIC REAGENTS DESIGNED FOR PATIENT**				
54193	JAPAN	189	3 845	0	0
	HONG KONG	422	287 558	218	140 062
	TAIWAN	637	128 913	0	0
	CHINA	15 044	842 430	8 913	518 880
	SINGAPORE	601	9 094	0	0
	MALAYSIA	352	1 971	0	0
	UNITED STATES	16	4 180	4	1 653
	FRANCE	1	190	289	220 485
	GERMANY, FED. REP. OF	22 355	1 281 038	20 296	1 289 787
	NORWAY	1	7 538	5	1 866
	IRELAND	8 067	458 489	4 878	293 861
	ITALY	54 928	3 322 509	25 482	1 632 483
	SPAIN	419	37 827	295	40 050
	SUB TOTAL	**103 032**	**6 385 582**	**60 380**	**4 139 127 ***
3006401000	**DENTAL CEMENTS & OTH DENTAL FILLINGS**				
54199	JAPAN	7 050	1 449 031	22 429	3 683 168
	CHINA	443	2 540	135	611
	UNITED STATES	26 168	542 305	7 519	793 358
	URUGUAY	0	0	1	67
	UNITED KINGDOM	0	0	1	30
	FRANCE	6	407	1	24
	GERMANY, FED. REP. OF	3 688	363 832	4 822	419 147
	AUSTRIA	535	39 936	234	14 475
	SWITZERLAND	703	123 462	1 573	195 387
	ITALY	712	8 744	284	5 723
	SUB TOTAL	**39 305**	**2 530 257**	**36 999**	**5 111 990 ***
3006402000	**BONE RECONSTRUCTION CEMENTS**				
54199	KOREA, REPUBLIC OF	3	1 059	0	0
	CHINA	0	0	28	582
	INDIA	0	0	440	14 503
	UNITED STATES	97	19 422	10	1 349
	FRANCE	29	10 523	0	0
	GERMANY, FED. REP. OF	0	0	23	5 692
	SUB TOTAL	**129**	**31 004**	**501**	**22 126 ***
3006500000	**FIRST-AID BOXES & KITS**				
54199	JAPAN	0	0	866	50 592
	CHINA	44	550	1	37
	SINGAPORE	1 118	6 562	249	16 313
	MALAYSIA	0	0	4	269
	INDIA	0	0	19	589
	AUSTRALIA	613	14 988	112	2 952
	UNITED STATES	250	12 170	355	63 409
	NORWAY	4	181	0	0
	SUB TOTAL	**2 029**	**34 451**	**1 606**	**134 161 ***
3006600000	**CHEMICAL CONTRACEPTIVE PREP BASED ON HORMONES/ON PRODUCT HEAD 2937/ON SPERMICIDE**				
54199	HONG KONG	0	0	506	66 645
	CHINA	0	0	140	553 886
	THAILAND	628	120 600	384	72 711
	INDIA	1 587	135 555	1 361	108 552
	UNITED KINGDOM	11	7 254	0	0
	ITALY	0	0	18 000	151 107
	HUNGARY	3 784	282 998	0	0
	SUB TOTAL	**6 010**	**546 407**	**20 391**	**952 901 ***

http://www.bps.go.id

HS / SITC	COMMODITY DESCRIPTION / COUNTRY OF ORIGIN	JANUARY - DECEMBER 2015		JANUARY - DECEMBER 2016	
		NET WEIGHT (KG)	CIF VALUE (US$)	NET WEIGHT (KG)	CIF VALUE (US$)
3006700000	**GEL PREP DESIGNE USED IN HUMAN/VET MEDIC AS LUBRICANT FOR PARTS OF BODY FOR SURG**				
54199	JAPAN	837	38 464	1 067	50 344
	TAIWAN	248	2 408	0	0
	CHINA	15 066	64 577	20 174	47 071
	THAILAND	47 721	386 259	72 890	361 282
	SINGAPORE	184	44 145	0	0
	MALAYSIA	4 055	38 000	11 504	111 621
	TURKEY	4 725	11 166	14 026	27 669
	AUSTRALIA	1	1	0	0
	UNITED STATES	44	7 422	67	21 685
	UNITED KINGDOM	7 986	61 470	14 361	115 305
	GERMANY, FED. REP. OF	2 200	71 781	0	0
	ITALY	4 608	7 231	0	0
	SPAIN	49	20 541	0	0
	SUB TOTAL	**87 724**	**753 465**	**134 089**	**734 977 ***
3006910000	**APPLIANCES IDENTIFIABLE FOR OSTOMY USE**				
54199	SINGAPORE	131	34 894	0	0
	MALAYSIA	0	0	1	120
	UNITED STATES	0	0	23	2 386
	DOMINICAN REPUBLIC	0	0	113	12 355
	UNITED KINGDOM	0	0	16	1 716
	FRANCE	26	3 647	0	0
	SWITZERLAND	0	0	1 652	119 364
	SUB TOTAL	**157**	**38 541**	**1 805**	**135 941 ***
3006929000	**WASTE PHARMACEUTICALS OF MEDIC OTH THANFOR TREATMENT OF CANCER, HIV/AIDS/INTRAC**				
54199	SINGAPORE	559	10 086	124	10 716
	MALAYSIA	0	0	2	15
	INDIA	0	0	99	2 000
	AUSTRALIA	3 300	43 715	1	4
	UNITED STATES	5	382	5	1 373
	UNITED KINGDOM	0	0	6	485
	NETHERLANDS	0	0	10	93
	GERMANY, FED. REP. OF	5	48	0	0
	SPAIN	14	711	0	0
	SUB TOTAL	**3 883**	**54 942**	**247**	**14 686 ***
3101001100	**SUPPLEMENT FERTILIZERS IN LIQUID FORM,NOT CHEMICAL TREAT-OF SOLELY VEGETABLE**				
27210	JAPAN	0	0	12 000	12 000
	TAIWAN	53 139	83 890	35 092	57 430
	CHINA	0	0	3 400	4 114
	THAILAND	2 306	5 885	0	0
	SINGAPORE	1 999	3 685	2 510	11 698
	PHILIPPINES	3 564	12 242	3 564	12 242
	MALAYSIA	199 038	320 027	225 007	410 956
	INDIA	0	0	9 600	15 360
	AUSTRALIA	0	0	3 300	3 100
	UNITED STATES	25 206	148 857	53 145	287 134
	MEXICO	0	0	20 040	113 670
	UNITED KINGDOM	13	582	1 125	11 816
	GERMANY, FED. REP. OF	0	0	100 000	32 632
	ITALY	0	0	468	1 689
	SUB TOTAL	**285 265**	**575 168**	**469 251**	**973 841 ***
3101001200	**SUPPLEMENT FERTILISERS IN LIQUID FORM,CHEMICAL INTREATED OF SOLELY VEGET ORIG**				
27210	JAPAN	0	0	400	4 404
	CHINA	53 518	43 993	23 000	10 180
	THAILAND	485 998	75 485	324 000	53 253
	SINGAPORE	0	0	42 104	175 792
	MALAYSIA	29 406	65 920	500	35 575
	UNITED STATES	8 333	21 471	5 412	13 622
	BELGIUM	0	0	13	165
	SWITZERLAND	300	2 447	0	0
	SUB TOTAL	**577 555**	**209 316**	**395 429**	**292 991 ***
3101001900	**OTH SUPPLEMENT FERTILISERS CHEM/NOT CHEM TREATED OTH THAN LIQUID FORM OF VEG ORI**				
27210	CHINA	0	0	1	151

http://www.bps.go.id

HS / SITC	COMMODITY DESCRIPTION / COUNTRY OF ORIGIN	JANUARY - DECEMBER 2015		JANUARY - DECEMBER 2016	
		NET WEIGHT (KG)	CIF VALUE (US$)	NET WEIGHT (KG)	CIF VALUE (US$)
	PHILIPPINES	40 000	210 300	20 000	105 600
	MALAYSIA	2 295 699	2 167 892	1 892 300	1 961 408
	VIET NAM	273 149	58 158	630 073	100 666
	UNITED STATES	480	62 729	14 000	59 015
	CANADA	960	12 605	0	0
	UNITED KINGDOM	19	849	250	11
	NETHERLANDS	21 000	3 702	0	0
	ITALY	0	0	18	215
	SUB TOTAL	**2 631 307**	**2 516 235**	**2 556 642**	**2 227 066 ***
3101009100	**SUPLLLEMENT FERTILISERS, IN LIQUID FORM, NOT CHEMICALLY TREATED OF ANIMAL ORIGIN**				
27210	JAPAN	10 040	27 108	5 000	13 500
	KOREA, REPUBLIC OF	818	7 557	0	0
	MALAYSIA	2 088	29 731	0	0
	INDIA	0	0	36	167
	AUSTRALIA	1 050	839	0	0
	NETHERLANDS	0	0	148	3 399
	BELGIUM	0	0	39	476
	ITALY	0	0	7 084	23 240
	SUB TOTAL	**13 996**	**65 235**	**12 307**	**40 782 ***
3101009200	**SUPPLEMENTS FERTILISERS OF ANIMAL ORIGIN(OTH THAN GUANO), CHEMICALY TREATED**				
27210	MALAYSIA	129 000	20 190	259 100	198 850
	SUB TOTAL	**129 000**	**20 190**	**259 100**	**198 850 ***
3101009900	**OTH ANIMAL/VEGETABLE FERTILISERS,MIXING/CHEMICAL TREAT OF ANIMAL/VEGETABLE FERTI**				
27210	UNITED STATES	0	0	7	121
	UNITED KINGDOM	3 000	60 000	3 000	60 000
	SUB TOTAL	**3 000**	**60 000**	**3 007**	**60 121 ***
3102100000	**UREA, WHETHER/NOT IN AQUEOUS SOLUTION**				
56216	JAPAN	0	0	950	4 377
	HONG KONG	0	0	1 476 400	346 116
	CHINA	93 425 750	28 391 236	623 419 157	143 506 898
	MALAYSIA	7 500	8 085	0	0
	VIET NAM	2 000 000	622 000	1 000 000	286 500
	GERMANY, FED. REP. OF	405	5 421	3 029	18 984
	BELGIUM	0	0	17	765
	POLAND	0	0	21	379
	SUB TOTAL	**95 433 655**	**29 026 742**	**625 899 574**	**144 164 019 ***
3102210000	**AMMONIUM SULPHATE**				
56213	JAPAN	5 999 999	864 000	2	19
	HONG KONG	216 000	33 426	1 498 000	187 702
	KOREA, REPUBLIC OF	23 500 000	3 327 600	5 800	4 269
	TAIWAN	6 010 000	792 419	25 020 000	2 732 290
	CHINA	1 104 876 250	160 904 036	898 004 810	106 409 538
	SINGAPORE	0	0	374	445
	MALAYSIA	0	0	790 000	74 694
	MADAGASCAR	8 293 360	1 133 026	516 020	53 150
	MAURITIUS	0	0	518 740	53 430
	CANADA	698 154	346 230	872 571	456 457
	CAPE VERDE	20 000 000	2 890 000	0	0
	GERMANY, FED. REP. OF	0	0	11 357	87 057
	BELGIUM	600 000	96 000	3 450 000	405 150
	SUB TOTAL	**1 170 193 763**	**170 386 737**	**930 687 674**	**110 464 201 ***
3102290000	**DOUBLE SALTS & MIX OF AMMONIUM SULPHATE& AMMONIUM NITRATE**				
56212	JAPAN	9 795	32 517	15 780	50 498
	CHINA	80 000	120 800	0	0
	THAILAND	0	0	96 000	41 760
	SINGAPORE	1	27	0	0
	MALAYSIA	260 500	288 847	80 000	101 600
	UNITED STATES	3 513	10 341	3	48
	UNITED KINGDOM	0	0	1	36
	FRANCE	96 000	45 120	0	0

http://www.bps.go.id

HS / SITC	COMMODITY DESCRIPTION / COUNTRY OF ORIGIN	JANUARY - DECEMBER 2015		JANUARY - DECEMBER 2016	
		NET WEIGHT (KG)	CIF VALUE (US$)	NET WEIGHT (KG)	CIF VALUE (US$)
	POLAND	42 000	24 360	21 000	12 180
	SUB TOTAL	**491 809**	**522 012**	**212 784**	**206 122 ***
3102300000	**AMMONIUM NITRATE, WHETHER/NOT IN AQUEOUS SOLUTIONS**				
56211	HONG KONG	20 000	8 080	0	0
	KOREA, REPUBLIC OF	23 692 000	9 738 640	27 633 000	11 059 650
	CHINA	32 591 000	13 325 659	35 502 239	13 893 625
	PHILIPPINES	0	0	80 000	89 114
	MALAYSIA	17 269 999	8 277 183	31 080	52 828
	VIET NAM	20 000	7 900	3 700 000	1 214 100
	AUSTRALIA	40 667 800	22 211 031	7 769 500	4 084 358
	GERMANY, FED. REP. OF	790 000	579 020	902 000	618 200
	SWEDEN	0	0	203 000	118 755
	UKRAINE	4 213 749	2 902 969	2 523 750	1 571 035
	RUSSIA FEDERATION	350 000	273 343	7 937 500	3 449 550
	SUB TOTAL	**119 614 548**	**57 323 825**	**86 282 069**	**36 151 215 ***
3102400000	**MIXTURE OF AMMONIUM NITRATE WITH CALCIUM CARBONATE/OTH INORGANIC NON-FERTIL SUBS**				
56219	TAIWAN	162 782	136 375	0	0
	SINGAPORE	0	0	1 868	2 189
	INDIA	3 000	24 900	9 600	74 700
	AUSTRALIA	384	4 560	256	7 319
	UNITED STATES	16	568	0	0
	BELGIUM	3 508 838	1 198 509	384 000	119 040
	SUB TOTAL	**3 675 020**	**1 364 912**	**395 724**	**203 248 ***
3102500000	**SODIUM NITRATE**				
27220	JAPAN	5 852	12 214	18 003	28 032
	KOREA, REPUBLIC OF	0	0	20 000	11 200
	TAIWAN	2 160	3 120	0	0
	CHINA	8 070 995	3 311 612	8 039 160	3 066 973
	MALAYSIA	38 999	10 140	2 500	1 208
	INDIA	343 000	139 570	23	140
	CHILE	0	0	346 000	224 780
	BELGIUM	59 999	35 400	0	0
	SUB TOTAL	**8 521 005**	**3 512 056**	**8 425 686**	**3 332 333 ***
3102600000	**DOUBLE SALTS & MIXTURES OF CALCIUMNITRATE & AMMONIUM NITRATE**				
56214	JAPAN	2	229	2	188
	CHINA	1 191 400	346 256	1 172 575	289 669
	SINGAPORE	992	2 579	384	1 451
	UNITED STATES	3	296	2	584
	FRANCE	25 000	11 550	0	0
	GERMANY, FED. REP. OF	0	0	48 000	32 880
	BELGIUM	8 557 929	2 903 213	3 001 180	685 747
	NORWAY	6 391 179	2 457 696	5 149 253	1 879 487
	SUB TOTAL	**16 166 505**	**5 721 819**	**9 371 396**	**2 890 006 ***
3102800000	**MIXTURES OF UREA & AMMONIUM NITRATE INAQUEOUS OR AMMONIACAL SOLUTION**				
56217	KOREA, REPUBLIC OF	0	0	3	55
	TAIWAN	65	559	0	0
	MALAYSIA	501	1 445	0	0
	SUB TOTAL	**566**	**2 004**	**3**	**55 ***
3102900000	**OTH MINERAL/CHEM FERTILISERS,NITROGENOUS,INCL MIXT NOT SPECIFIED IN PREV SUBHEAD**				
56219	TAIWAN	0	0	11	119
	CHINA	1 743 998	805 845	1 771 696	584 526
	THAILAND	52 000	2 587	35	196
	SINGAPORE	69	173	22 512	31 554
	MALAYSIA	232 007	155 540	0	0
	AUSTRALIA	4	62	92	853
	UNITED STATES	2 360	16 156	16	104
	UNITED KINGDOM	0	0	18	395
	NETHERLANDS	42 750	16 390	12 225	4 728
	GERMANY, FED. REP. OF	22 960	26 937	55 846	156 873
	SUB TOTAL	**2 096 148**	**1 023 690**	**1 862 451**	**779 348 ***

http://www.bps.go.id

HS / SITC	COMMODITY DESCRIPTION / COUNTRY OF ORIGIN	JANUARY - DECEMBER 2015		JANUARY - DECEMBER 2016	
		NET WEIGHT (KG)	CIF VALUE (US$)	NET WEIGHT (KG)	CIF VALUE (US$)
3103101000	**SUPERPHOSPHATES IN FEED GRADE**				
56222	CHINA	0	0	1 025 700	276 939
	SUB TOTAL	**0**	**0**	**1 025 700**	**276 939 ***
3103109000	**SUPERPHOSPHATES NOT FEED GRADE**				
56222	CHINA	813 940 511	223 762 323	635 934 850	153 410 468
	SINGAPORE	0	0	15 000 000	3 847 800
	EGYPT	3 174 997	269 875	0	0
	NETHERLANDS	0	0	60	66
	SUB TOTAL	**817 115 508**	**224 032 198**	**650 934 910**	**157 258 334 ***
3103901000	**CALCINED PHOSPHETIC FERTILISERS**				
56229	CHINA	990 000	308 880	0	0
	PERU	2 000	146	0	0
	UNITED KINGDOM	0	0	17	124
	SUB TOTAL	**992 000**	**309 026**	**17**	**124 ***
3103909000	**OTHER MINERAL OR CHEMICAL FERTILISERS,PHOSPHATIC, OTH THAN SUPERPHOSPHATES**				
56229	CHINA	7 954 998	2 602 880	5 093 550	1 252 265
	MALAYSIA	0	0	20 415	36 780
	JORDAN	0	0	26 800 000	2 725 560
	EGYPT	641 104 391	48 297 548	624 756 900	38 191 563
	AUSTRALIA	292 803 998	38 854 416	291 525 000	36 169 190
	CHRISTMAS ISLANDS	53 199 999	6 916 000	28 250 000	3 342 750
	PERU	107 171 650	11 439 547	110 000 000	11 440 000
	SUB TOTAL	**1 102 235 036**	**108 110 391**	**1 086 445 865**	**93 158 108 ***
3104200000	**POTASSIUM CHLORIDE**				
56231	JAPAN	26 500	63 055	16 434	42 690
	HONG KONG	24 000	24 000	0	0
	KOREA, REPUBLIC OF	0	0	27	155
	CHINA	249 780	233 431	4 043 607	1 034 217
	THAILAND	0	0	4 555 000	1 093 050
	SINGAPORE	0	0	480 000	148 800
	MALAYSIA	50 000	20 500	1 785 750	509 833
	LAO PEOPLE'S DEM. REP.	119 999	39 600	16 914 890	3 898 889
	VIET NAM	0	0	7 385 140	1 662 382
	INDIA	1 000	1 000	0	0
	ISRAEL	0	0	951 775	276 015
	JORDAN	107 102 614	35 606 394	105 034 440	27 764 388
	TURKEY	0	0	135	1 688
	UNITED STATES	8	58	1 892 094	547 662
	CANADA	1 399 365 000	425 322 335	1 219 708 000	310 817 640
	CHILE	1 040 000	343 800	4 336 111	1 276 312
	UNITED KINGDOM	20 000	8 400	0	0
	GERMANY, FED. REP. OF	143 530 442	48 100 043	104 993 267	30 971 858
	SWITZERLAND	0	0	1 225	4 270
	SPAIN	45 300	18 120	0	0
	BELARUS	652 280 513	207 004 628	517 638 893	137 835 504
	UZBEKISTAN	0	0	6 300 000	1 398 599
	LITHUANIA	0	0	29 126 068	7 788 223
	CZECH REPUBLIC	67 199	100 039	96 000	142 959
	RUSSIA FEDERATION	633 498 407	206 530 159	622 535 627	172 926 681
	SUB TOTAL	**2 937 420 762**	**923 415 562**	**2 647 794 483**	**700 141 815 ***
3104300000	**POTASSIUM SULPHATE**				
56232	JAPAN	114	1 482	80	996
	HONG KONG	0	0	71 000	39 455
	KOREA, REPUBLIC OF	1 023 998	847 040	630 000	509 460
	TAIWAN	24 000	21 000	25 050	11 864
	CHINA	1 459 189	953 269	485 581	214 333
	SINGAPORE	9	557	0	0
	PHILIPPINES	487 999	328 824	760 000	448 950
	MALAYSIA	126 450	92 784	0	0
	INDIA	84	748	0	0
	UNITED STATES	18	290	120	839
	NETHERLANDS	70 240	97 269	110 700	133 735
	GERMANY, FED. REP. OF	2 982 030	1 894 232	42 000	28 011

http://www.bps.go.id

HS / SITC	COMMODITY DESCRIPTION / COUNTRY OF ORIGIN	JANUARY - DECEMBER 2015		JANUARY - DECEMBER 2016	
		NET WEIGHT (KG)	CIF VALUE (US$)	NET WEIGHT (KG)	CIF VALUE (US$)
	BELGIUM	55 999	41 300	0	0
	SUB TOTAL	**6 230 130**	**4 278 795**	**2 124 531**	**1 387 643 ***
3104900000	**OTHER MINERAL/CHEMICAL FERTILISERS,POTASSIC,OTH THAN POTASSIUM CHLORIDE/SULPHATE**				
56239	JAPAN	56	1 578	155	2 797
	TAIWAN	0	0	3 025	1 834
	CHINA	1 130 499	974 504	946 765	543 410
	SINGAPORE	680	1 318	20 479	32 123
	MALAYSIA	13 060	12 603	0	0
	INDIA	2	2	0	0
	AUSTRALIA	41 000	60 930	122 900	209 586
	UNITED STATES	787 106	639 584	239	1 362
	CANADA	2 784	3 850	0	0
	CHILE	3 652 000	2 935 200	2 002 100	1 140 029
	UNITED KINGDOM	0	0	6	3 624
	NETHERLANDS	0	0	125	106
	GERMANY, FED. REP. OF	11 771 912	4 503 700	13 315 615	4 301 047
	ITALY	0	0	8	134
	SUB TOTAL	**17 399 099**	**9 133 269**	**16 411 417**	**6 236 052 ***
3105101000	**SUPERPHOSPHATES & CALCINED PHOSPHASTICFERTILISER IN TABLET/SIM FORMS/PACK_10KG**				
56296	SINGAPORE	0	0	2	65
	MALAYSIA	54	109	0	0
	SUB TOTAL	**54**	**109**	**2**	**65 ***
3105102000	**MIN/CHEM FERT CONT 2/3 OF NITROGEN,PHOSPHORUS&POTASSIUM,IN TAB/SIMILAR/PACK_10KG**				
56296	CHINA	1 000 000	304 360	4 060 000	1 164 384
	MALAYSIA	0	0	27 124	87 625
	INDIA	0	0	7	123
	ISRAEL	0	0	23 512	29 665
	UNITED STATES	151	752	2 569	12 203
	FRANCE	24 000	28 494	0	0
	GERMANY, FED. REP. OF	0	0	1 927	3 008
	BELGIUM	0	0	1 450 000	777 000
	ITALY	0	0	19 440	21 763
	SUB TOTAL	**1 024 151**	**333 606**	**5 584 579**	**2 095 771 ***
3105109000	**OTH MIN/CHEM FERT CONT 2/3 OF NITROGEN,PHOSP&POTASS,IN TABS/SIM FORMS/PACK_10KG**				
56296	JAPAN	367	1 060	0	0
	KOREA, REPUBLIC OF	0	0	255	11 985
	CHINA	104 500	42 845	220 604	118 202
	SINGAPORE	7	233	5	264
	INDIA	0	0	23	221
	UNITED STATES	1	1	499	1 066
	GERMANY, FED. REP. OF	5 881	168 678	4 351	122 868
	ITALY	0	0	4 292	11 006
	SUB TOTAL	**110 756**	**212 817**	**230 029**	**265 612 ***
3105200000	**MINERAL/CHEMICAL FERTILISER CONTAN 3 ELEMENTS NITROGEN,PHOSPHORUS & POTASSIUM**				
56291	JAPAN	871 220	1 147 255	1 098 507	1 362 804
	KOREA, REPUBLIC OF	300 000	408 500	440 000	513 500
	TAIWAN	6 048	16 088	7 560	18 900
	CHINA	44 000	53 680	152 324	152 946
	THAILAND	56 159	31 309	7 133	37 602
	SINGAPORE	40 000	110 000	110 149	300 101
	MALAYSIA	309 335 419	110 463 269	257 612 810	82 249 893
	VIET NAM	22 421 585	8 856 920	1 220 000	464 085
	UNITED ARAB EMIRATES	146 000	196 067	123 725	152 381
	MOROCCO	44 000 000	17 270 000	0	0
	AUSTRALIA	78	4 122	0	0
	UNITED STATES	1 855 437	3 589 983	720 604	1 248 760
	NETHERLANDS	4 269 538	6 586 706	1 077 078	1 671 386
	GERMANY, FED. REP. OF	4 424	10 585	1 730 000	1 192 843
	BELGIUM	23 167 334	11 182 886	33 403 697	13 068 508
	NORWAY	144 904 460	70 549 063	96 041 235	43 398 328
	RUSSIA FEDERATION	19 007 908	7 905 871	26 938 170	10 040 782
	SUB TOTAL	**570 429 610**	**238 382 304**	**420 682 992**	**155 872 819 ***

http://www.bps.go.id

HS / SITC	COMMODITY DESCRIPTION / COUNTRY OF ORIGIN	JANUARY - DECEMBER 2015		JANUARY - DECEMBER 2016	
		NET WEIGHT (KG)	CIF VALUE (US$)	NET WEIGHT (KG)	CIF VALUE (US$)
3105300000	**DIAMMONIUM HYDROGENORTHOPHOSPHATE(DIAMMONIUM PHOSPHATE)**				
56293	JAPAN	3	39	5	61
	HONG KONG	0	0	1 304 000	483 880
	KOREA, REPUBLIC OF	200	328	64 000	47 420
	CHINA	321 861 926	154 427 704	210 681 138	78 249 705
	THAILAND	45	210	45	205
	SINGAPORE	0	0	2 000	4 125
	MALAYSIA	2 500	3 630	15 000 000	4 736 250
	VIET NAM	58 269 544	27 800 074	22 262 015	7 037 106
	GERMANY, FED. REP. OF	170	3 731	493	12 869
	SUB TOTAL	**380 134 388**	**182 235 716**	**249 313 696**	**90 571 621 ***
3105400000	**AMMONIUM DIHYDROGENORTHOPHOSPHATE (MONOAMMON PHOSPH)&MIX THEROF W/DIAMMON HYDRO**				
56294	JAPAN	0	0	8	179
	CHINA	4 252 019	2 052 347	22 461 854	8 063 267
	MALAYSIA	19 598	11 468	0	0
	NETHERLANDS	2 900	2 389	2 325	1 935
	GERMANY, FED. REP. OF	15	544	0	0
	BELGIUM	24 000	31 440	24 000	27 600
	SUB TOTAL	**4 298 532**	**2 098 188**	**22 488 187**	**8 092 981 ***
3105510000	**OTH MINERAL/CHEMICAL FERTILISERS CONTAIN NITRATES & PHOSPHATES**				
56295	JAPAN	2 049	14 662	4	212
	CHINA	1 696 450	513 265	0	0
	MALAYSIA	0	0	23 300	14 912
	VIET NAM	0	0	52	245
	UNITED STATES	5 176	6 583	4 677	6 330
	BELGIUM	7 624 999	3 606 625	4 068 600	1 924 448
	SUB TOTAL	**9 328 674**	**4 141 135**	**4 096 633**	**1 946 147 ***
3105590000	**OTH MINERAL/CHEMICAL FERTILISERS CONTAIN NITROGEN&FOSFOR, THAN NITRATES&PHOSPHAT**				
56295	KOREA, REPUBLIC OF	10 259 999	3 693 600	0	0
	CHINA	30 484 239	9 662 010	18 402 000	4 925 439
	MALAYSIA	1 263 999	351 280	250 000	67 500
	AUSTRALIA	5 400	33 480	0	0
	UNITED STATES	4 500 000	8 639 600	1 540 000	2 450 400
	UNITED KINGDOM	75	523	0	0
	NETHERLANDS	0	0	500	993
	GERMANY, FED. REP. OF	20 000	29 800	0	0
	BELGIUM	0	0	2 500 000	710 000
	NORWAY	0	0	3 000	13 148
	ITALY	14 230	59 426	0	0
	POLAND	21 000	13 650	0	0
	RUSSIA FEDERATION	0	0	38 305 350	10 826 088
	SUB TOTAL	**46 568 942**	**22 483 369**	**61 000 850**	**18 993 568 ***
3105600000	**MINERAL/CHEMICAL FERTILISERS CONTAIN 2FERTILISING ELEMENT PHOSPHORUS&POTASSIUM**				
56292	KOREA, REPUBLIC OF	0	0	2 000	9 534
	CHINA	222 000	247 500	250 000	249 375
	THAILAND	0	0	1 435	4 371
	SINGAPORE	0	0	512	1 733
	MALAYSIA	0	0	300 570	82 100
	VIET NAM	0	0	93	598
	NETHERLANDS	6 475	6 061	1 888	1 794
	BELGIUM	118	1 815	0	0
	ITALY	0	0	6 949	17 714
	SUB TOTAL	**228 593**	**255 376**	**563 447**	**367 219 ***
3105900000	**OTH MINERAL/CHEMICAL FERTILISER CONT 2/3ELEMENTS NITROGEN,PHOSPHORUS&POTASSIUM**				
56299	JAPAN	5 225	6 389	310	3 517
	KOREA, REPUBLIC OF	19 310	4 718	0	0
	CHINA	8 751 935	2 571 892	2 463 942	573 759
	THAILAND	10	39	308	1 048
	SINGAPORE	0	0	103 854	258 708
	MALAYSIA	26 701 982	10 388 509	25 850 525	9 052 675
	VIET NAM	999	220	51	654
	INDIA	88 469	355 880	18 720	75 266
	JORDAN	0	0	48 000	40 320

http://www.bps.go.id

HS / SITC	COMMODITY DESCRIPTION / COUNTRY OF ORIGIN	JANUARY - DECEMBER 2015		JANUARY - DECEMBER 2016	
		NET WEIGHT (KG)	CIF VALUE (US$)	NET WEIGHT (KG)	CIF VALUE (US$)
	AUSTRALIA	0	0	6 280	10 049
	UNITED STATES	420 560	655 173	118 263	277 238
	MEXICO	5 750	36 800	5 675	30 078
	CHILE	624 000	468 000	1 437 380	2 111 800
	BRAZIL	17 134	15 589	0	0
	NETHERLANDS	122 303	216 069	109 147	63 561
	FRANCE	0	0	16 857	13 091
	GERMANY, FED. REP. OF	3 413	34 612	54 515	86 076
	BELGIUM	8 300	54 211	0	0
	ITALY	0	0	62	452
	POLAND	123	784	0	0
	RUSSIA FEDERATION	14 968 085	5 126 819	16 127 440	4 308 273
	SUB TOTAL	**51 737 598**	**19 935 704**	**46 361 329**	**16 906 565 ***
3201100000	**QUEBRACHO EXTRACT**				
53221	MALAYSIA	907	666	3 190	2 361
	INDIA	13 550	21 733	20 250	28 275
	SOUTH AFRICA	17 500	28 000	0	0
	NEW ZEALAND	2	592	0	0
	UNITED STATES	4 464	11 691	236 320	402 387
	ARGENTINA	57 600	116 986	38 400	75 706
	FRANCE	0	0	1	17
	GERMANY, FED. REP. OF	3	1 551	0	0
	ITALY	35 550	79 623	15 610	39 853
	HUNGARY	88	699	0	0
	SUB TOTAL	**129 664**	**261 541**	**313 771**	**548 599 ***
3201200000	**WATTLE EXTRACT**				
53221	CHINA	17 999	30 600	0	0
	SINGAPORE	0	0	17 500	25 200
	INDIA	6 000	6 105	10 500	9 601
	SOUTH AFRICA	157 840	218 915	272 240	369 174
	UNITED STATES	0	0	7 000	16 812
	BRAZIL	80 000	139 670	100 095	166 680
	ITALY	6 000	19 092	8 852	23 954
	SUB TOTAL	**267 839**	**414 382**	**416 187**	**611 421 ***
3201901000	**GAMBIER**				
53221	INDONESIA	0	0	12 300	26 040
	SUB TOTAL	**0**	**0**	**12 300**	**26 040 ***
3201909000	**OTH TANNING EXTRACT OF VEGETABLE ORIGIN;TANNINE & THEIR SALTS,ESTERS &OTH DERIVE**				
53221	JAPAN	388	3 857	349	3 525
	CHINA	20 282	9 133	30 800	78 809
	SINGAPORE	1	113	1	26
	MALAYSIA	6 020	23 300	3 822	34 350
	INDIA	21 553	27 097	17 600	23 026
	AUSTRALIA	400	1 184	773	8 942
	UNITED STATES	139 260	229 034	0	0
	ARGENTINA	1	21	0	0
	BRAZIL	16 000	26 400	32 000	52 800
	PERU	0	0	5 900	13 093
	UNITED KINGDOM	7	221	0	0
	NETHERLANDS	160	3 751	25	723
	FRANCE	338	10 010	3 527	103 549
	GERMANY, FED. REP. OF	131	1 508	100	1 347
	AUSTRIA	19	60	0	0
	BELGIUM	0	0	2	99
	ITALY	125	1 841	2 000	4 429
	SLOVENIA	0	0	11 500	42 723
	SUB TOTAL	**204 685**	**337 530**	**108 399**	**367 441 ***
3202100000	**SYNTHETIC ORGANIC TANNING SUBSTANCES**				
53231	JAPAN	2	544	8 000	24 000
	KOREA, REPUBLIC OF	2	723	42 000	38 000
	TAIWAN	2 600	3 940	6 340	10 806
	CHINA	253 521	875 774	175 256	553 014
	THAILAND	98 720	64 794	159 380	114 598

http://www.bps.go.id

HS / SITC	COMMODITY DESCRIPTION / COUNTRY OF ORIGIN	JANUARY - DECEMBER 2015		JANUARY - DECEMBER 2016	
		NET WEIGHT (KG)	CIF VALUE (US$)	NET WEIGHT (KG)	CIF VALUE (US$)
	SINGAPORE	154 922	446 239	87 474	299 141
	MALAYSIA	960	3 859	0	0
	INDIA	702 557	804 077	650 126	764 101
	INDONESIA	0	0	950	1 169
	SOUTH AFRICA	0	0	20 000	22 000
	AUSTRALIA	292	3 845	0	0
	UNITED STATES	64 486	190 137	76 586	301 278
	BRAZIL	0	0	16 000	69 600
	NETHERLANDS	235 743	439 741	274 260	486 924
	FRANCE	133 601	237 376	148 023	249 067
	GERMANY, FED. REP. OF	343 088	676 127	323 321	633 280
	AUSTRIA	2 100	2 811	4 500	12 049
	BELGIUM	0	0	7 980	10 773
	SWITZERLAND	0	0	3	149
	ITALY	516 500	739 152	604 345	873 419
	SPAIN	219 779	359 137	228 395	398 265
	SUB TOTAL	**2 728 873**	**4 848 276**	**2 832 939**	**4 861 633 ***
3202900000	**INORGANIC TANNING SUBST;TANNING PREP WHE/NOT CONT NATURA TANNING SUBS;ENZYM PREP**				
53232	JAPAN	10 180	95 675	23 564	103 550
	KOREA, REPUBLIC OF	0	0	10 004	10 851
	TAIWAN	6 340	21 414	8 600	43 924
	CHINA	150 440	283 339	154 603	217 765
	THAILAND	80 000	83 500	21 000	20 760
	SINGAPORE	71 359	264 320	81 561	213 411
	PHILIPPINES	165	2 053	275	4 491
	MALAYSIA	775	10 667	0	0
	VIET NAM	0	0	710	4 438
	INDIA	193 885	281 240	142 015	225 520
	IRAN (ISLAMIC REPUBLIC OF)	56 968	56 106	21 000	19 740
	TURKEY	519 999	489 800	600 000	550 600
	UNITED ARAB EMIRATES	21 185	20 108	0	0
	SOUTH AFRICA	1 835 412	1 902 575	1 240 000	1 271 949
	AUSTRALIA	132 000	84 928	67	1 427
	NEW ZEALAND	407	3 696	260	5 964
	UNITED STATES	87 888	421 515	116 632	583 840
	BRAZIL	0	0	12 800	57 600
	NETHERLANDS	110	897	0	0
	FRANCE	36 460	48 869	20 573	36 135
	GERMANY, FED. REP. OF	519 276	857 517	603 845	991 092
	AUSTRIA	0	0	2 400	6 034
	BELGIUM	1 170	7 025	0	0
	SWITZERLAND	50	4 221	0	0
	DENMARK	2	9	0	0
	ITALY	388 092	669 992	536 796	777 846
	SPAIN	95 155	132 317	85 702	107 418
	KYRGYZSTAN	392	1 979	0	0
	SUB TOTAL	**4 207 710**	**5 743 762**	**3 682 407**	**5 254 355 ***
3203001000	**COLORING MATTER OF VEGETABLE OR ANIMALSUITABLE FOR USE IN FOOD/DRINK INDUSTRIS**				
53222	JAPAN	7 094	280 158	10 236	569 016
	KOREA, REPUBLIC OF	1 020	20 896	2 505	54 733
	CHINA	708	15 333	5 304	146 459
	SINGAPORE	17 894	148 485	14 766	82 583
	MALAYSIA	30 347	124 806	27 272	276 401
	INDIA	5 627	104 020	2 419	148 508
	UNITED STATES	3 124	58 661	5 825	198 989
	PERU	17	3 405	0	0
	UNITED KINGDOM	16 073	382 195	17 610	469 437
	NETHERLANDS	591	21 435	1 190	47 088
	FRANCE	1 010	14 683	3 500	22 075
	GERMANY, FED. REP. OF	111	11 191	30	3 027
	SWITZERLAND	1 405	339 656	1 560	226 998
	DENMARK	32 305	708 966	60 913	2 472 178
	SWEDEN	2	583	0	0
	ITALY	2 497	56 034	1 109	44 874
	SPAIN	120	13 756	1 079	19 619
	HUNGARY	1	223	10	698
	SUB TOTAL	**119 946**	**2 304 486**	**155 328**	**4 782 683 ***

http://www.bps.go.id

HS / SITC	COMMODITY DESCRIPTION / COUNTRY OF ORIGIN	JANUARY - DECEMBER 2015		JANUARY - DECEMBER 2016	
		NET WEIGHT (KG)	CIF VALUE (US$)	NET WEIGHT (KG)	CIF VALUE (US$)
3203009000	**COLORING MATTER OF VEGETABLE/ANIMAL NOTSUITABLE FOR USE IN FOOD/DRINK INDUSTRIS**				
53222	JAPAN	4 367	732 420	6 120	780 550
	CHINA	36 029	604 613	44 055	738 928
	SINGAPORE	15	474	50	2 140
	MALAYSIA	1 657	53 662	24	453
	SAUDI ARABIA	35 000	105 000	0	0
	UNITED STATES	632	15 773	540	14 584
	CANADA	71	3 737	62	3 789
	PERU	25	877	0	0
	UNITED KINGDOM	182	2 742	30	5 164
	NETHERLANDS	0	0	24	3 845
	FRANCE	0	0	50	2 100
	GERMANY, FED. REP. OF	242	20 010	173	25 237
	SWITZERLAND	0	0	7	437
	DENMARK	1 227	36 169	92	6 388
	SWEDEN	0	0	2	258
	SPAIN	31	3 765	0	0
	SUB TOTAL	**79 478**	**1 579 242**	**51 229**	**1 583 873 ***
3204111000	**DISPERSE DYES & PREPARATIONS BASED THEREON, CRUDE**				
53111	JAPAN	39 535	517 550	92 793	1 297 530
	HONG KONG	0	0	17 500	49 498
	KOREA, REPUBLIC OF	28 412	322 857	12 500	74 125
	TAIWAN	37 910	343 930	16 586	150 943
	CHINA	10 763 177	62 426 225	9 028 435	59 387 944
	THAILAND	0	0	1 244	10 904
	SINGAPORE	800	1 497	0	0
	INDIA	651 276	3 279 173	1 292 784	4 948 514
	INDONESIA	45	810	25	600
	UNITED STATES	25 424	83 886	10 560	50 856
	MEXICO	4 800	53 261	5 810	90 004
	UNITED KINGDOM	18 100	233 885	8 615	72 919
	GERMANY, FED. REP. OF	0	0	1 650	7 425
	LUXEMBOURG	0	0	133	807
	SUB TOTAL	**11 569 479**	**67 263 074**	**10 488 635**	**66 142 069 ***
3204119000	**DISPERSE DYES & PREPARATIONS BASED THEREON, OTH THAN CRUDE**				
53111	JAPAN	79 005	3 692 121	127 684	2 292 741
	HONG KONG	5 710	124 251	77 499	446 585
	KOREA, REPUBLIC OF	854 158	7 005 021	965 792	6 290 389
	TAIWAN	413 344	4 350 690	507 392	3 416 996
	CHINA	7 820 705	59 740 328	9 781 849	64 310 097
	THAILAND	59 934	806 674	62 770	933 957
	SINGAPORE	1 816	15 042	1 724	10 824
	MALAYSIA	80	1 246	16 739	34 461
	VIET NAM	92 596	648 651	35 099	160 567
	INDIA	1 242 056	6 785 685	954 562	5 066 967
	PAKISTAN	0	0	2 700	23 023
	INDONESIA	16 498	287 125	10 788	187 757
	SAUDI ARABIA	7 600	68 610	0	0
	TURKEY	123 030	632 043	39 600	31 680
	SOUTH AFRICA	0	0	300	4 170
	AUSTRALIA	0	0	2 325	11 094
	UNITED STATES	16 656	377 923	5 848	67 743
	MEXICO	55 200	954 583	134 004	3 249 472
	BRAZIL	0	0	69 390	370 873
	UNITED KINGDOM	14 351	149 493	5 791	45 440
	NETHERLANDS	5 345	53 614	23 154	216 253
	FRANCE	27	2 197	1 443	12 733
	GERMANY, FED. REP. OF	20 995	387 038	19 664	489 881
	AUSTRIA	130	3 739	0	0
	BELGIUM	0	0	1 020	12 040
	SWITZERLAND	12 971	269 266	34 777	817 195
	IRELAND	65	3 907	0	0
	ITALY	56 421	540 367	59 903	655 500
	SPAIN	3 905	57 875	3 866	47 899
	SLOVAKIA	0	0	50	943
	SUB TOTAL	**10 902 598**	**86 957 489**	**12 945 733**	**89 207 280 ***

http://www.bps.go.id

HS / SITC	COMMODITY DESCRIPTION / COUNTRY OF ORIGIN	JANUARY - DECEMBER 2015		JANUARY - DECEMBER 2016	
		NET WEIGHT (KG)	CIF VALUE (US$)	NET WEIGHT (KG)	CIF VALUE (US$)
3204121000	**ACID DYES WHETHER OR NOT PREMETALLISED & PREPARATIONS BASED THEREON**				
53112	JAPAN	329	10 754	115	14 133
	HONG KONG	354	5 676	0	0
	KOREA, REPUBLIC OF	62 774	716 104	57 232	589 749
	TAIWAN	1 525	13 419	1 300	8 328
	CHINA	171 339	885 365	147 395	747 470
	THAILAND	8 928	144 073	7 241	131 090
	SINGAPORE	3 707	75 719	0	0
	INDIA	684 910	3 833 473	749 586	4 370 331
	INDONESIA	600	9 704	0	0
	UNITED STATES	0	0	168	3 599
	MEXICO	1 580	44 590	120	4 598
	NETHERLANDS	0	0	420	8 505
	FRANCE	0	0	2	746
	GERMANY, FED. REP. OF	3 503	58 982	4 650	38 804
	BELGIUM	7	1 057	0	0
	SWITZERLAND	1	6	0	0
	SUB TOTAL	**939 557**	**5 798 922**	**968 229**	**5 917 353 ***
3204129000	**MORDANT DYES& PREPARATIONS BASED THEREON**				
53112	JAPAN	460	24 405	4 651	116 197
	HONG KONG	1 275	49 062	730	51 664
	KOREA, REPUBLIC OF	87	950	2 723	36 338
	TAIWAN	2 950	16 065	68 210	440 851
	CHINA	89 698	583 146	265 007	1 332 862
	THAILAND	68 188	407 695	75 857	549 599
	SINGAPORE	1 070	6 720	4 912	42 582
	PHILIPPINES	20	1 890	0	0
	MALAYSIA	0	0	2 000	10 657
	INDIA	89 033	600 272	237 163	1 569 847
	INDONESIA	103	2 337	2 070	24 415
	TURKEY	0	0	1	307
	AUSTRALIA	540	6 996	1 601	54 264
	SAINT VINCENT AND THE GRENADIN	0	0	10 000	9 600
	UNITED STATES	12 925	285 333	57 203	984 263
	MEXICO	21 264	190 602	57 014	720 229
	BRAZIL	510	12 398	1 850	47 294
	UNITED KINGDOM	3 431	73 504	5 095	209 589
	NETHERLANDS	0	0	1 200	7 411
	FRANCE	120	12 299	944	114 988
	GERMANY, FED. REP. OF	52 193	194 391	3 471	124 061
	SWITZERLAND	138	8 885	531	21 455
	IRELAND	0	0	4 000	19 185
	ITALY	572	8 987	4 087	43 445
	SPAIN	11 110	420 891	15 770	325 312
	GREECE	152 968	1 076 665	194 531	1 378 022
	SUB TOTAL	**508 655**	**3 983 493**	**1 020 621**	**8 234 437 ***
3204130000	**BASIC DYES & PREPARATIONS BASED THEREON**				
53113	JAPAN	18 000	170 460	29 123	265 981
	KOREA, REPUBLIC OF	47 725	437 811	48 611	449 629
	TAIWAN	14 852	234 480	16 051	246 782
	CHINA	37 514	272 760	51 905	426 300
	SINGAPORE	500	1 750	5	60
	INDIA	528 164	1 502 205	496 856	1 371 703
	MEXICO	960	17 769	7 015	69 661
	BRAZIL	2	227	0	0
	GERMANY, FED. REP. OF	2 382	109 924	793	52 533
	SUB TOTAL	**650 099**	**2 747 386**	**650 359**	**2 882 649 ***
3204140000	**DIRECT DYES & PREPARATIONS BASED THEREON**				
53114	JAPAN	235 341	2 789 347	156 094	1 948 480
	HONG KONG	4 002	79 825	1 547	67 157
	KOREA, REPUBLIC OF	107 412	752 052	56 923	501 670
	TAIWAN	179 240	2 572 983	170 996	2 265 632
	CHINA	2 091 570	9 168 063	2 559 167	10 313 393
	THAILAND	143 083	753 028	148 872	590 179
	SINGAPORE	4 140	27 568	3 850	101 854
	PHILIPPINES	0	0	100	329
	MALAYSIA	0	0	10 000	8 600

http://www.bps.go.id

HS / SITC	COMMODITY DESCRIPTION / COUNTRY OF ORIGIN	JANUARY - DECEMBER 2015		JANUARY - DECEMBER 2016	
		NET WEIGHT (KG)	CIF VALUE (US$)	NET WEIGHT (KG)	CIF VALUE (US$)
	VIET NAM	160	80	920	43 533
	INDIA	2 538 541	10 714 826	2 621 285	9 767 491
	PAKISTAN	6 650	128 223	4 160	114 440
	AUSTRALIA	12 935	88 895	650	8 906
	UNITED STATES	93 066	516 054	161 070	704 203
	CANADA	4 080	40 220	2 040	20 093
	MEXICO	124 392	889 582	89 728	641 867
	BRAZIL	6 300	95 573	6 650	102 727
	SAN MARINO	0	0	46	1 610
	UNITED KINGDOM	37 000	339 882	21 500	172 953
	FRANCE	74	10 490	460	79 194
	GERMANY, FED. REP. OF	51 288	397 483	46 601	351 176
	BELGIUM	1 000	9 200	1 620	19 914
	SWITZERLAND	12 143	189 109	13 475	270 094
	ITALY	11 341	28 168	21 639	56 446
	SPAIN	13 791	57 716	43 950	244 773
	PORTUGAL	3 990	80 758	600	11 885
	GREECE	1 241	9 034	23 730	143 059
	CZECH REPUBLIC	78	780	100	2 375
	SUB TOTAL	**5 682 858**	**29 738 939**	**6 167 773**	**28 554 033 ***
3204150000	**VAT DYES(INCL THOSE USABLE IN THAT STATE AS PIGMENTS) &PREPARATIONS BASED THEREO**				
53115	JAPAN	8 360	240 584	8 325	203 634
	HONG KONG	20 223	4 868	0	0
	KOREA, REPUBLIC OF	1 990	7 821	1 715	4 831
	TAIWAN	0	0	3 408	24 378
	CHINA	2 244 256	11 626 063	2 618 472	11 383 632
	THAILAND	0	0	8 500	33 837
	SINGAPORE	611 415	1 611 522	556 465	1 435 401
	MALAYSIA	100	1 646	0	0
	INDIA	114 495	1 094 175	237 856	897 420
	PAKISTAN	0	0	4 000	12 120
	INDONESIA	6 058	101 228	900	47 567
	AUSTRALIA	0	0	10	401
	UNITED KINGDOM	4 103	52 058	3 506	43 874
	GERMANY, FED. REP. OF	1 600	31 100	842	13 260
	AUSTRIA	0	0	43	474
	SWITZERLAND	2 228	51 901	1 700	43 614
	ITALY	0	0	7 460	34 815
	SPAIN	1 885	4 848	0	0
	PORTUGAL	240	1 979	30	186
	SUB TOTAL	**3 016 953**	**14 829 793**	**3 453 232**	**14 179 444 ***
3204160000	**REACTIVE DYES&PREPARATIONS BASED THEREON**				
53116	JAPAN	143 623	1 575 498	160 875	1 815 723
	HONG KONG	13 731	13 244	0	0
	KOREA, REPUBLIC OF	521 345	3 284 411	588 951	3 403 105
	TAIWAN	1 128 577	6 809 294	1 519 597	7 239 291
	CHINA	3 023 483	16 564 282	3 003 458	15 490 802
	THAILAND	810 461	7 306 942	900 542	7 110 532
	SINGAPORE	17 152	115 753	10 260	100 214
	MALAYSIA	3 290	43 442	8 000	6 240
	VIET NAM	30 325	200 887	0	0
	INDIA	4 043 023	23 742 631	5 659 147	29 460 874
	PAKISTAN	10 230	102 890	10 780	85 028
	INDONESIA	1 032	25 370	105	2 159
	TURKEY	25 730	69 787	1 525	5 656
	SUDAN	40	854	0	0
	UNITED STATES	11 911	109 452	796	9 522
	MEXICO	15 712	219 844	3 230	87 305
	UNITED KINGDOM	26 585	162 193	34 920	166 357
	NETHERLANDS	0	0	3 970	22 111
	FRANCE	118	11 664	137	12 013
	GERMANY, FED. REP. OF	22 429	321 096	20 502	333 395
	AUSTRIA	0	0	133	1 307
	BELGIUM	21 600	65 577	0	0
	SWITZERLAND	1 065	7 480	2 910	31 070
	FINLAND	10	1	2	243
	ITALY	621	13 455	575	7 832
	SPAIN	1 020	5 772	13 501	37 773
	PORTUGAL	17 763	181 957	16 128	151 847

http://www.bps.go.id

HS / SITC	COMMODITY DESCRIPTION / COUNTRY OF ORIGIN	JANUARY - DECEMBER 2015		JANUARY - DECEMBER 2016	
		NET WEIGHT (KG)	CIF VALUE (US$)	NET WEIGHT (KG)	CIF VALUE (US$)
	GREECE	200	2 575	0	0
	SUB TOTAL	**9 891 076**	**60 956 351**	**11 960 044**	**65 580 399 ***
3204170010	**SYNTHETIC ORGANIC PIGMENT IN POWDER FORM**				
53117	JAPAN	329 757	5 938 779	396 831	7 081 681
	HONG KONG	151 130	1 149 929	106 125	691 328
	KOREA, REPUBLIC OF	434 659	3 371 973	496 311	3 934 369
	TAIWAN	477 430	2 684 334	403 813	2 698 132
	CHINA	3 443 979	29 910 989	3 906 201	31 392 662
	THAILAND	0	0	4 186	56 467
	SINGAPORE	23 125	366 345	43 049	431 826
	PHILIPPINES	0	0	500	6 940
	MALAYSIA	1 000	8 600	530	25 275
	VIET NAM	0	0	690	15 180
	INDIA	1 942 867	16 131 649	2 575 124	20 309 361
	INDONESIA	0	0	2 400	15 888
	SAO TOME AND PRINCIPE	0	0	40	1 827
	UNITED STATES	44 995	264 464	15 925	315 860
	MEXICO	12 453	183 789	19 080	224 188
	BRAZIL	1 610	23 270	1 770	20 764
	UNITED KINGDOM	18 521	306 995	3 705	52 665
	NETHERLANDS	1 015	11 354	0	0
	FRANCE	625	13 907	4 170	166 806
	GERMANY, FED. REP. OF	484 343	7 430 198	400 853	6 883 587
	BELGIUM	1 660	35 259	2 235	47 367
	SWITZERLAND	8 321	434 783	13 446	705 460
	DENMARK	50	7 650	0	0
	FINLAND	101 000	277 390	98 000	271 383
	ITALY	175	6 182	0	0
	SPAIN	81 885	793 292	65 780	616 933
	GEORGIA	30	2 361	0	0
	CZECH REPUBLIC	3 000	56 130	3 350	85 183
	SUB TOTAL	**7 563 630**	**69 409 622**	**8 564 114**	**76 051 132 ***
3204170090	**OTHER PIGMENT&PREPARATIONS BASED THEREONOTH THAN IN POWDER FORM**				
53117	JAPAN	74 693	913 965	94 985	935 185
	HONG KONG	10 090	54 930	243	2 649
	KOREA, REPUBLIC OF	546 777	3 420 804	647 406	3 713 102
	TAIWAN	230 424	1 676 474	247 279	1 771 994
	CHINA	1 562 543	8 888 402	1 414 263	7 390 767
	THAILAND	2 367 744	7 132 145	1 710 361	4 951 828
	SINGAPORE	55 407	177 446	22 562	46 163
	PHILIPPINES	0	0	22 360	110 637
	MALAYSIA	23 074	65 259	82 434	157 852
	VIET NAM	593 959	1 930 236	530 797	1 724 835
	INDIA	412 973	2 890 611	391 731	2 713 180
	BANGLADESH	0	0	19 375	124 949
	INDONESIA	644	12 965	8 576	103 514
	UNITED ARAB EMIRATES	0	0	1 128	11 644
	SOUTH AFRICA	400	1 447	1 200	8 665
	AUSTRALIA	103 311	855 684	331 874	2 581 944
	NEW ZEALAND	0	0	30	100
	UNITED STATES	157 045	1 229 820	13 257	186 431
	CANADA	3 392	58 911	4 353	79 375
	MEXICO	4 244	58 908	2 684	33 059
	BRAZIL	0	0	6	242
	URUGUAY	16 346	61 399	0	0
	UNITED KINGDOM	43 837	686 980	6 700	83 596
	NETHERLANDS	36 795	360 373	8 123	107 594
	FRANCE	1 113	61 550	334	40 957
	GERMANY, FED. REP. OF	131 552	1 826 187	82 749	1 385 834
	BELGIUM	7 325	113 217	10 155	106 190
	SWITZERLAND	173	10 168	591	19 451
	LUXEMBOURG	20 125	54 416	0	0
	DENMARK	3 880	72 063	1 450	26 386
	NORWAY	131 322	1 242 720	29 642	248 435
	FINLAND	51 102	557 498	14 395	136 780
	ITALY	1 322	13 618	450	3 313
	SPAIN	9 684	63 125	4 740	37 369
	PORTUGAL	910	7 916	0	0
	KYRGYZSTAN	0	0	1 010	11 615

http://www.bps.go.id

HS / SITC	COMMODITY DESCRIPTION / COUNTRY OF ORIGIN	JANUARY - DECEMBER 2015		JANUARY - DECEMBER 2016	
		NET WEIGHT (KG)	CIF VALUE (US$)	NET WEIGHT (KG)	CIF VALUE (US$)
	CZECH REPUBLIC	754	22 126	200	6 021
	SUB TOTAL	**6 602 960**	**34 521 363**	**5 707 443**	**28 861 656 ***
3204190000	**OTH SYNTH ORGANIC COLORING MATTER, INCLMIX OF COLOR SUBHEAD 3204.11 TO 3204.19**				
53119	JAPAN	41 624	2 131 394	90 927	2 974 996
	HONG KONG	139 483	684 374	85 804	402 921
	KOREA, REPUBLIC OF	26 510	240 807	71 474	420 425
	TAIWAN	6 099	133 671	12 034	344 385
	CHINA	3 167 840	5 561 238	3 413 086	6 576 885
	THAILAND	658	9 657	3 166	74 557
	SINGAPORE	20 679	118 179	19 535	122 523
	MALAYSIA	3 880	32 618	28 781	44 561
	VIET NAM	0	0	16	158
	INDIA	490 981	2 474 302	575 147	3 293 856
	SAO TOME AND PRINCIPE	0	0	360	12 031
	AUSTRALIA	70	1 534	1	7
	UNITED STATES	5 132	138 350	8 587	194 816
	CANADA	380	1 735	0	0
	BRAZIL	0	0	8	183
	UNITED KINGDOM	4 550	54 494	6 387	65 083
	NETHERLANDS	2 380	4 391	1 125	2 920
	FRANCE	6 877	546 643	10 279	866 217
	GERMANY, FED. REP. OF	74 675	1 071 891	142 259	1 540 539
	SWITZERLAND	21 990	790 705	34 873	1 060 566
	DENMARK	476	75 763	1 350	212 889
	ITALY	1 050	2 642	0	0
	SPAIN	78 315	228 906	106 582	285 383
	SUB TOTAL	**4 093 649**	**14 303 294**	**4 611 781**	**18 495 901 ***
3204200000	**SYNTHETIC ORGANIC PRODS OF A KIND USEDAS FLUORESCENT BRIGHTENING AGENTS**				
53121	JAPAN	42 008	321 187	51 864	527 123
	HONG KONG	30 278	302 698	13 748	199 349
	KOREA, REPUBLIC OF	393 711	1 483 190	444 311	2 721 359
	TAIWAN	87 268	1 102 102	146 001	1 919 651
	CHINA	2 158 551	19 606 780	3 234 243	19 005 182
	THAILAND	353 645	352 504	18 240	244 680
	SINGAPORE	106 693	1 146 537	337 924	540 415
	PHILIPPINES	0	0	8 000	27 000
	MALAYSIA	19 150	99 622	36 978	186 136
	VIET NAM	160	648	0	0
	INDIA	596 942	2 839 046	574 720	3 265 330
	INDONESIA	1 860	11 854	3 840	68 455
	UNITED STATES	21 884	400 110	58 771	488 429
	CANADA	0	0	200	5 479
	MEXICO	18 733	818 756	28 940	864 883
	UNITED KINGDOM	34 890	534 966	81 390	1 364 510
	NETHERLANDS	2 820	26 268	1 560	14 016
	FRANCE	0	0	10	1 659
	GERMANY, FED. REP. OF	53 933	705 925	23 904	767 581
	BELGIUM	23 785	325 142	35 360	452 418
	SWITZERLAND	7 022	139 349	16 035	338 138
	ITALY	0	0	8 784	46 156
	SPAIN	240	624	0	0
	HUNGARY	429	4 554	17	18 482
	SUB TOTAL	**3 954 002**	**30 221 862**	**5 124 840**	**33 066 431 ***
3204900000	**OTH SYNTHETIC ORGANIC COLORING, MATTER,W/ OR NOT CHEMICALLY DEFINED**				
53121	JAPAN	95 053	1 103 567	133 827	1 694 978
	HONG KONG	25 904	674 132	6 014	187 881
	KOREA, REPUBLIC OF	206 305	675 195	251 165	1 116 859
	TAIWAN	164 772	661 720	116 451	721 747
	CHINA	1 300 384	3 218 794	1 989 711	4 782 868
	THAILAND	12 316	69 673	1 320	18 191
	SINGAPORE	34 907	175 918	41 683	90 920
	PHILIPPINES	26	575	0	0
	MALAYSIA	161 452	476 602	20 862	91 139
	VIET NAM	407 013	1 613 754	288 797	1 229 577
	INDIA	292 746	2 216 974	242 181	1 891 836
	PAKISTAN	4	20	0	0
	BANGLADESH	0	0	5	5

http://www.bps.go.id

HS / SITC	COMMODITY DESCRIPTION / COUNTRY OF ORIGIN	JANUARY - DECEMBER 2015		JANUARY - DECEMBER 2016	
		NET WEIGHT (KG)	CIF VALUE (US$)	NET WEIGHT (KG)	CIF VALUE (US$)
	TURKEY	13	166	100	302
	SWAZILAND	0	0	420	15 750
	SOUTH AFRICA	79	1 081	33	415
	AUSTRALIA	212	4 253	135	4 623
	AMERICAN SAMOA	1	434	6	433
	UNITED STATES	32 220	387 989	19 308	380 047
	CANADA	148	4 555	852	14 510
	MEXICO	5	559	0	0
	UNITED KINGDOM	6 754	53 541	1 330	15 960
	NETHERLANDS	7	787	2 635	21 431
	FRANCE	170	1 444	106	1 553
	GERMANY, FED. REP. OF	4 887	117 714	31 971	428 816
	BELGIUM	188	3 197	305	3 773
	SWITZERLAND	132	13 695	138	5 991
	LUXEMBOURG	8	701	0	0
	DENMARK	0	0	100	4 822
	SWEDEN	3	903	0	0
	ITALY	12 199	87 453	13 773	112 713
	GREECE	0	0	59 568	391 019
	POLAND	0	0	13	179
	CZECH REPUBLIC	175	7 155	300	2 353
	SUB TOTAL	**2 758 083**	**11 572 551**	**3 223 109**	**13 230 691 ***
3205000000	**COLOR LAKES;PREPARATIONS AS SPECIFIED INTHIS CHAP BASED ON COLOR LAKES**				
53122	JAPAN	2 104	97 398	3 016	137 671
	HONG KONG	1 029	7 266	143	6 108
	KOREA, REPUBLIC OF	364 592	407 650	37 682	229 728
	TAIWAN	137 010	287 606	4 850	31 653
	CHINA	8 461	200 226	3 752	154 218
	SINGAPORE	3 340	105 784	802	39 441
	INDIA	420 997	1 962 133	326 480	2 470 720
	UNITED STATES	24 736	465 364	1 250	59 755
	MEXICO	5 172	73 583	0	0
	UNITED KINGDOM	13 347	213 552	4 410	203 859
	FRANCE	357	24 047	536	43 766
	GERMANY, FED. REP. OF	25	734	0	0
	BELGIUM	14	690	0	0
	SWITZERLAND	11	265	0	0
	DENMARK	18 871	794 450	0	0
	ITALY	1 925	25 415	0	0
	SPAIN	0	0	90	899
	SUB TOTAL	**1 001 991**	**4 666 163**	**383 011**	**3 377 818 ***
3206111000	**PIGMENT BASE ON TITANIUM DIOXIDE CONTAIN BY WEIGHT _ 80 % ON DRY MATTER**				
53311	JAPAN	4 542 691	13 977 318	5 732 494	15 640 049
	HONG KONG	176	10 504	44 440	101 553
	KOREA, REPUBLIC OF	800 054	3 194 549	862 717	2 899 815
	TAIWAN	4 369 029	11 647 034	4 115 287	9 676 322
	CHINA	27 211 131	48 873 177	34 654 349	58 069 513
	MACAU	0	0	12	473
	THAILAND	10 350	47 086	17 207	58 796
	SINGAPORE	128 282	403 931	818 614	1 960 453
	PHILIPPINES	0	0	4	276
	MALAYSIA	3 398 179	8 176 440	3 796 764	7 872 101
	VIET NAM	33 609	52 962	250	2 825
	INDIA	32	294	20 620	27 085
	SAUDI ARABIA	418 000	1 092 700	140 060	390 500
	TURKEY	0	0	71	821
	AUSTRALIA	12 952 697	30 952 662	13 876 000	30 186 840
	NEW ZEALAND	80 070	213 494	0	0
	UNITED STATES	3 188 429	8 257 804	3 046 836	6 987 576
	CANADA	80 000	160 000	86 824	242 552
	MEXICO	0	0	515 000	1 240 850
	UNITED KINGDOM	1 402 278	3 357 280	1 040 056	2 248 522
	NETHERLANDS	139 999	333 700	60 033	132 207
	FRANCE	660 011	1 745 873	451 000	1 116 958
	GERMANY, FED. REP. OF	3 608 432	9 369 014	3 513 304	9 179 098
	BELGIUM	1 120 199	2 556 393	980 000	2 149 000
	SWITZERLAND	120 000	215 200	40 002	98 301
	DENMARK	0	0	15	158
	NORWAY	8 100	21 060	0	0

http://www.bps.go.id

HS / SITC	COMMODITY DESCRIPTION / COUNTRY OF ORIGIN	JANUARY - DECEMBER 2015		JANUARY - DECEMBER 2016	
		NET WEIGHT (KG)	CIF VALUE (US$)	NET WEIGHT (KG)	CIF VALUE (US$)
	FINLAND	2 053 510	5 469 941	2 439 700	5 588 300
	ITALY	688 400	1 685 712	551 374	1 228 521
	SPAIN	216 477	519 335	210 710	436 513
	ANDORRA	5 000	12 750	0	0
	CZECH REPUBLIC	104 999	227 424	70 015	129 868
	SUB TOTAL	**67 340 134**	**152 573 637**	**77 083 758**	**157 665 846 ***
3206119000	**PREPARATE BASE ON TITANIUM DIOXIDE CONTAIN BY WEIGHT _ 80 % ON DRY MATTER**				
53311	JAPAN	514 787	2 314 437	418 794	2 095 973
	HONG KONG	44 003	98 110	0	0
	KOREA, REPUBLIC OF	53 710	148 194	49 944	159 350
	TAIWAN	100 650	353 343	151 949	455 688
	CHINA	5 394 053	10 375 112	5 044 927	9 211 064
	THAILAND	144 477	269 013	330 561	568 286
	SINGAPORE	1 821 344	5 884 414	1 432 822	3 962 074
	MALAYSIA	200 671	589 382	199 362	433 554
	VIET NAM	244 095	713 470	125 140	396 270
	INDIA	109 076	343 729	14 111	51 550
	SAUDI ARABIA	20 000	41 000	20 000	19 376
	AUSTRALIA	711	15 914	145 009	348 912
	UNITED STATES	122 971	406 856	176 043	625 670
	CANADA	4 540	28 624	12 562	69 399
	URUGUAY	28 564	129 226	0	0
	UNITED KINGDOM	10 440	85 233	11 820	101 687
	FRANCE	965	36 921	100	4 165
	GERMANY, FED. REP. OF	35 611	139 143	145 423	725 014
	BELGIUM	1	20	100 000	51 780
	SWITZERLAND	40 000	19 200	0	0
	FINLAND	310 181	836 022	400 270	947 822
	ITALY	16 000	61 600	36 006	132 316
	SPAIN	50	1 917	0	0
	PORTUGAL	0	0	6 160	57 269
	CZECH REPUBLIC	18 000	45 000	11 000	28 100
	SUB TOTAL	**9 234 900**	**22 935 880**	**8 832 003**	**20 445 319 ***
3206191000	**PIGMENT BASE ON TITANIUM DIOXIDE CONTAIN BY WEIGHT < 80 % ON DRY MATTER**				
53311	JAPAN	200 141	1 223 515	207 207	1 636 059
	HONG KONG	10 000	9 900	5	266
	KOREA, REPUBLIC OF	198 240	970 396	153 951	606 222
	TAIWAN	194 906	870 748	209 234	837 857
	CHINA	126 853	661 259	168 525	963 690
	THAILAND	164 129	382 053	222 164	417 628
	SINGAPORE	33 472	242 259	31 791	239 699
	MALAYSIA	30 323	103 661	50 111	125 693
	VIET NAM	0	0	5	5
	INDIA	65 464	232 190	131 859	565 559
	SRI LANKA	25	13	0	0
	SOUTH AFRICA	0	0	39 363	325 018
	AUSTRALIA	5 081	16 401	11 954	34 320
	UNITED STATES	2 392	48 144	7 299	153 412
	BRAZIL	2 393	66 718	3 592	67 065
	BELIZE	150	4 875	0	0
	UNITED KINGDOM	360	20 009	816	5 560
	NETHERLANDS	0	0	40	486
	FRANCE	25	1 322	42	2 017
	GERMANY, FED. REP. OF	79 484	1 502 976	64 945	951 471
	SUB TOTAL	**1 113 438**	**6 356 439**	**1 302 903**	**6 932 027 ***
3206199000	**PREPARATE BASE ON TITANIUM DIOXIDE CONTAIN BY WEIGHT < 80 % ON DRY MATTER**				
53311	JAPAN	31 819	175 374	50 313	323 291
	HONG KONG	2 116	16 596	13 038	64 364
	KOREA, REPUBLIC OF	42 075	90 122	605 158	2 673 999
	TAIWAN	52 196	179 792	120 126	349 940
	CHINA	304 967	976 239	875 486	1 534 040
	THAILAND	137 106	459 301	78 265	260 575
	SINGAPORE	77 335	439 005	168 666	838 359
	MALAYSIA	410 502	1 335 669	301 727	948 341
	VIET NAM	157 000	495 952	134 000	385 531
	INDIA	547 493	2 211 564	671 261	2 478 443
	BANGLADESH	0	0	15 600	104 637

http://www.bps.go.id

HS / SITC	COMMODITY DESCRIPTION / COUNTRY OF ORIGIN	JANUARY - DECEMBER 2015		JANUARY - DECEMBER 2016	
		NET WEIGHT (KG)	CIF VALUE (US$)	NET WEIGHT (KG)	CIF VALUE (US$)
	INDONESIA	0	0	2 075	5 903
	AUSTRALIA	131 477	508 197	197 466	1 381 576
	UNITED STATES	314 936	2 610 378	114 965	1 208 266
	BELIZE	8 000	41 396	19 700	67 562
	UNITED KINGDOM	1 661	98 378	5 250	231 382
	NETHERLANDS	0	0	472	7 744
	FRANCE	5 770	432 106	8 311	474 585
	GERMANY, FED. REP. OF	12 532	430 907	16 082	239 094
	SWITZERLAND	0	0	1 035	19 766
	FINLAND	126	3 470	130	8 183
	ITALY	4 100	72 948	4 552	77 863
	SPAIN	80	3 110	60	487
	SUB TOTAL	**2 241 291**	**10 580 504**	**3 403 738**	**13 683 931 ***
3206201000	**CHROME YELLOW,CHROME GREEN,MOLYBDATEORANGE/RED BASE ON CHROMIUM COMPOUND**				
53312	JAPAN	2 605	19 606	0	0
	KOREA, REPUBLIC OF	19 891	81 739	18 721	61 231
	TAIWAN	125 118	366 971	139 350	346 604
	CHINA	622 643	2 391 486	751 159	2 749 632
	SINGAPORE	1 496	2 346	0	0
	PHILIPPINES	112 500	422 800	76 000	267 250
	MALAYSIA	99 888	392 906	61 022	164 215
	VIET NAM	100	737	0	0
	INDIA	384 876	1 327 040	406 250	1 325 929
	UNITED STATES	0	0	1 200	8 237
	CANADA	99 401	392 186	173 586	735 728
	NETHERLANDS	25	750	0	0
	FRANCE	3 004	10 830	2 000	7 076
	GERMANY, FED. REP. OF	3 405	20 975	1 125	9 313
	BELGIUM	1	24	0	0
	ITALY	1 032	2 546	850	2 054
	SUB TOTAL	**1 475 985**	**5 432 942**	**1 631 263**	**5 677 269 ***
3206209000	**OTH PIGMENTS & PREPARATIONS BASED ONCHROMIUM COMPOUNDS**				
53312	JAPAN	3 843	1 463 820	3 902	1 555 680
	KOREA, REPUBLIC OF	106	631	66	949
	TAIWAN	55 504	169 101	109 341	410 546
	CHINA	197 432	356 665	89 312	408 774
	THAILAND	33	1 100	0	0
	SINGAPORE	1 649	57 907	852	34 841
	VIET NAM	0	0	12 000	22 560
	INDIA	13 206	61 414	10 560	40 917
	INDONESIA	275	11 485	0	0
	AUSTRALIA	86	2 298	0	0
	UNITED STATES	682	40 575	630	49 140
	UNITED KINGDOM	413	34 576	329	21 335
	FRANCE	150	4 173	125	4 701
	GERMANY, FED. REP. OF	1 050	7 790	3 513	14 843
	BELGIUM	17 414	201 226	11 738	125 788
	ITALY	2 670	26 619	3 398	29 126
	SUB TOTAL	**294 513**	**2 439 380**	**245 766**	**2 719 200 ***
3206411000	**PREPARATIONS BASED ON ULTRAMARINE**				
53314	JAPAN	5 829	36 008	6 820	43 962
	KOREA, REPUBLIC OF	0	0	8 178	61 796
	CHINA	6 750	9 325	25 078	68 569
	THAILAND	0	0	27	141
	MALAYSIA	2 004	10 663	500	2 125
	INDIA	60 131	93 025	17 051	57 250
	FRANCE	15 405	113 313	15 945	119 158
	BELGIUM	2 014	13 936	50	703
	SUB TOTAL	**92 133**	**276 270**	**73 649**	**353 704 ***
3206419000	**ULTRAMARINE**				
53314	JAPAN	5 731	70 303	27 742	167 133
	HONG KONG	10 000	51 000	18 000	92 700
	KOREA, REPUBLIC OF	91 130	712 824	45 694	211 748
	TAIWAN	16 997	59 841	113 533	151 127
	CHINA	240 020	346 005	270 585	471 195

http://www.bps.go.id

HS / SITC	COMMODITY DESCRIPTION / COUNTRY OF ORIGIN	JANUARY - DECEMBER 2015		JANUARY - DECEMBER 2016	
		NET WEIGHT (KG)	CIF VALUE (US$)	NET WEIGHT (KG)	CIF VALUE (US$)
	THAILAND	0	0	560	7 000
	SINGAPORE	3 012	10 276	900	29 485
	PHILIPPINES	23 999	103 088	21 105	93 968
	MALAYSIA	546	6 124	19 027	19 178
	INDIA	1 034 925	638 729	1 041 554	676 922
	UNITED STATES	748	15 353	2 764	103 504
	UNITED KINGDOM	0	0	105	1 480
	NETHERLANDS	8 000	36 281	14 500	61 380
	FRANCE	128 385	521 918	133 800	570 951
	GERMANY, FED. REP. OF	3 350	17 719	2 327	15 964
	BELGIUM	0	0	200	12 789
	SPAIN	70 200	397 527	129 100	711 064
	ROMANIA	52 000	259 918	126 600	607 405
	CZECH REPUBLIC	0	0	81	10 516
	SUB TOTAL	**1 689 043**	**3 246 906**	**1 968 177**	**4 015 509 ***
3206421000	**PREPARATIONS BASED ON ZINC SULPHIDE**				
53315	JAPAN	750	14 625	1 000	19 500
	CHINA	95 000	49 887	98 000	76 190
	MALAYSIA	600	2 855	0	0
	SUB TOTAL	**96 350**	**67 367**	**99 000**	**95 690 ***
3206429000	**LITOPHONE & OTH PIGMENTS BASED ON ZINCSULPHIDE**				
53315	JAPAN	300	5 011	0	0
	CHINA	234 046	251 654	275 272	282 281
	SINGAPORE	2 027	1 595	9 584	90 903
	FRANCE	50	682	0	0
	GERMANY, FED. REP. OF	0	0	353	1 653
	SPAIN	0	0	100	1 959
	SUB TOTAL	**236 423**	**258 942**	**285 309**	**376 796 ***
3206491000	**PREPARATIONS OF OTHER COLOURING MATTER**				
53317	JAPAN	48 940	1 439 294	62 939	1 793 688
	HONG KONG	700	8 350	0	0
	KOREA, REPUBLIC OF	28 831	402 005	42 650	386 030
	TAIWAN	26 312	362 541	39 033	253 214
	CHINA	920 260	1 259 147	766 509	1 117 700
	THAILAND	188 574	857 686	138 392	659 550
	SINGAPORE	36 919	525 412	29 571	104 819
	MALAYSIA	469 000	1 035 891	535 820	1 246 360
	VIET NAM	30 015	23 955	115 023	49 201
	INDIA	96 287	105 771	155 000	31 515
	UNITED ARAB EMIRATES	37 500	54 842	237 500	337 835
	AUSTRALIA	21 430	58 984	37 520	242 389
	UNITED STATES	111 958	865 970	130 745	886 472
	CANADA	0	0	150	4 500
	MEXICO	0	0	78	938
	UNITED KINGDOM	477	15 612	550	22 893
	NETHERLANDS	1 078	38 774	2 361	34 798
	FRANCE	25 734	153 164	20 017	109 010
	GERMANY, FED. REP. OF	9 812	221 204	7 589	153 313
	BELGIUM	75	989	503	2 798
	SWITZERLAND	0	0	40	136
	DENMARK	162	621	405	3 018
	FINLAND	7	160	6	235
	ITALY	8 544	97 463	9 906	121 676
	SPAIN	200	2 578	25	339
	SUB TOTAL	**2 062 815**	**7 530 413**	**2 332 332**	**7 562 427 ***
3206499000	**OTHER COLOURING MATTER OTHER THAN ULTRAMARINE & LITHOPONE**				
53317	JAPAN	96 877	990 118	163 496	1 431 653
	HONG KONG	5 990	123 615	33 630	1 664 419
	KOREA, REPUBLIC OF	325 873	2 335 649	253 861	1 395 535
	TAIWAN	518 433	4 847 472	606 411	4 596 137
	CHINA	1 849 381	5 245 433	2 546 763	6 078 973
	THAILAND	563 652	1 382 652	832 696	1 649 730
	SINGAPORE	47 186	647 438	7 139	83 099
	MALAYSIA	182 327	647 806	199 719	689 824
	VIET NAM	24 137	18 556	115 114	237 480

http://www.bps.go.id

HS / SITC	COMMODITY DESCRIPTION / COUNTRY OF ORIGIN	JANUARY - DECEMBER 2015		JANUARY - DECEMBER 2016	
		NET WEIGHT (KG)	CIF VALUE (US$)	NET WEIGHT (KG)	CIF VALUE (US$)
	INDIA	610 348	1 745 907	567 808	1 649 676
	SRI LANKA	50 170	30 067	0	0
	INDONESIA	0	0	1 500	6 525
	SAUDI ARABIA	70 800	248 981	44 175	161 858
	TURKEY	33	652	0	0
	UNITED ARAB EMIRATES	17 554	32 681	53 079	250 963
	SWAZILAND	0	0	7	233
	SOUTH AFRICA	8	53	0	0
	AUSTRALIA	67 310	738 842	102 001	1 018 707
	NEW ZEALAND	100	659	377	1 754
	UNITED STATES	64 578	776 863	23 695	509 783
	CANADA	0	0	3	832
	BRAZIL	1 229	30 023	1 050	23 992
	UNITED KINGDOM	169	5 527	15 956	289 242
	NETHERLANDS	31 314	90 164	26 525	371 591
	FRANCE	333	14 723	35 931	236 917
	GERMANY, FED. REP. OF	807 025	2 779 192	771 070	3 048 584
	AUSTRIA	0	0	2 236	42 759
	BELGIUM	3 475	57 729	27 028	149 635
	SWITZERLAND	58	1 271	1 400	43 820
	LUXEMBOURG	200	1 746	0	0
	NORWAY	0	0	173 114	1 328 460
	FINLAND	0	0	11 202	81 983
	ITALY	484 937	1 702 850	650 187	2 485 019
	SPAIN	207	1 554	2 600	28 984
	GREECE	0	0	1 450	10 999
	HUNGARY	0	0	1	116
	SUB TOTAL	**5 823 704**	**24 498 223**	**7 271 224**	**29 569 282 ***
3206501000	**PREPARATIONS OF INORGANIC PIGMENT OF AKIND USED AS LUMINOPHORES**				
53318	JAPAN	15 000	72 000	200	4 427
	KOREA, REPUBLIC OF	202 170	1 738 282	41 780	378 477
	CHINA	583	1 144	450	1 020
	THAILAND	1 082	15 546	4 756	30 453
	MALAYSIA	900	5 706	0	0
	AUSTRALIA	3 216	44 180	29 453	321 001
	UNITED STATES	295	598	1 354	2 917
	FRANCE	902	11 758	1 840	37 533
	GERMANY, FED. REP. OF	375	706	0	0
	ITALY	84	155	0	0
	SPAIN	0	0	80	186
	SUB TOTAL	**224 607**	**1 890 075**	**79 913**	**776 014 ***
3206509000	**OTH INORGANIC PIGMENT/COLOURING MATTEROF A KIND USED AS LUMINOPHORES**				
53318	JAPAN	111 878	1 061 867	129 153	1 043 718
	HONG KONG	1 575	5 065	950	3 108
	KOREA, REPUBLIC OF	4 095	41 319	3 834	72 401
	TAIWAN	59 301	394 522	69 244	312 584
	CHINA	395 834	582 452	438 599	623 371
	THAILAND	7 650	58 422	3 547	26 022
	SINGAPORE	86 763	229 804	36 264	138 508
	MALAYSIA	376	3 986	9 621	35 966
	VIET NAM	0	0	13 070	19 157
	INDIA	187 665	254 177	381 825	531 074
	UNITED STATES	747	114 530	1 355	193 788
	UNITED KINGDOM	702	72 901	460	7 563
	NETHERLANDS	0	0	198	5 751
	FRANCE	0	0	25	757
	GERMANY, FED. REP. OF	0	0	1	39
	PORTUGAL	600	9 600	700	11 200
	SUB TOTAL	**857 186**	**2 828 645**	**1 088 846**	**3 025 007 ***
3207100000	**PREPARED PIGMENTS, PREP OPACIFIERS PREPCOLORS & SIMILAR PREP**				
53351	JAPAN	143 271	1 754 548	152 405	2 279 250
	HONG KONG	803	5 838	2 500	22 898
	KOREA, REPUBLIC OF	156 972	1 487 093	398 863	2 266 356
	TAIWAN	649 794	2 716 584	657 802	2 367 519
	CHINA	7 843 702	9 941 501	3 704 652	7 257 738
	THAILAND	166 597	795 598	189 556	960 140
	SINGAPORE	9 597	106 364	7 279	74 232

http://www.bps.go.id

HS / SITC	COMMODITY DESCRIPTION / COUNTRY OF ORIGIN	JANUARY - DECEMBER 2015		JANUARY - DECEMBER 2016	
		NET WEIGHT (KG)	CIF VALUE (US$)	NET WEIGHT (KG)	CIF VALUE (US$)
	PHILIPPINES	54 550	159 237	67 277	228 451
	MALAYSIA	171 421	612 281	161 295	652 346
	VIET NAM	480 500	883 293	610 644	1 143 468
	INDIA	197 620	403 782	427 193	787 797
	PAKISTAN	25	220	0	0
	TURKEY	225	5 184	12	150
	UNITED ARAB EMIRATES	137 000	309 257	200 000	411 866
	AUSTRALIA	4 100	6 261	3 915	23 370
	UNITED STATES	33 621	591 503	21 428	399 165
	MEXICO	8 000	83 031	2 750	24 514
	UNITED KINGDOM	5 253	225 264	2 980	143 454
	NETHERLANDS	9 605	163 068	19 940	440 221
	FRANCE	72 000	94 841	48 667	75 339
	GERMANY, FED. REP. OF	142 135	844 602	324 235	490 875
	AUSTRIA	0	0	64	268
	BELGIUM	17 477	411 748	4 574	184 464
	SWITZERLAND	6 250	22 813	15 000	52 875
	ITALY	711 027	4 037 516	193 952	830 433
	SPAIN	1 280 041	6 546 962	1 755 451	10 564 888
	POLAND	0	0	666	1 947
	CZECH REPUBLIC	1 100	42 325	2 100	79 950
	SUB TOTAL	**12 302 686**	**32 250 714**	**8 975 200**	**31 763 974 ***
3207201000	**ENAMEL FRITS**				
53351	JAPAN	23 175	608 842	8 230	772 106
	HONG KONG	0	0	600	5 139
	KOREA, REPUBLIC OF	2 077	72 251	2 824	23 756
	TAIWAN	2 040 100	396 082	2 642 000	413 380
	CHINA	4 148 838	2 123 378	4 715 343	2 296 728
	SINGAPORE	100	9 509	0	0
	MALAYSIA	164 000	64 700	51 276	63 106
	VIET NAM	663	133	0	0
	TURKEY	725 850	792 866	689 063	771 548
	MEXICO	0	0	900	10 020
	UNITED KINGDOM	10	419	5	300
	NETHERLANDS	11 624	224 709	15 162	254 865
	BELGIUM	522 975	867 237	354 600	376 885
	ITALY	322 391	209 522	248 593	162 711
	SPAIN	1 399 282	952 291	1 976 043	1 309 486
	SUB TOTAL	**9 361 085**	**6 321 939**	**10 704 639**	**6 460 030 ***
3207209000	**OTH VITRIFIABLE ENAMELS & GLAZES, ENGOBE (SLIPS) SIMILAR PREP**				
53351	JAPAN	243 893	210 318	67 337	571 467
	HONG KONG	16	7 725	32	8 535
	KOREA, REPUBLIC OF	827	18 579	558	12 390
	TAIWAN	1 120 319	431 289	537 319	112 840
	CHINA	10 353 061	3 818 351	7 425 407	2 308 714
	THAILAND	3	786	64	1 256
	SINGAPORE	4 185	34 795	5 812	53 832
	MALAYSIA	199 671	183 533	200 447	208 705
	MYANMAR	0	0	5	101
	VIET NAM	260 000	133 100	1 431 500	607 619
	INDIA	5	9	220	1 225
	TURKEY	200 047	286 067	174 275	249 214
	AUSTRALIA	201	3 906	0	0
	UNITED STATES	22	2 469	0	0
	CANADA	0	0	708	3 566
	UNITED KINGDOM	542 909	1 187 558	487 281	949 140
	FRANCE	0	0	121	939
	GERMANY, FED. REP. OF	6 755	69 673	13 397	96 449
	ITALY	478 384	636 450	591 715	909 460
	SPAIN	7 616 568	4 815 161	6 015 455	3 872 317
	SUB TOTAL	**21 026 866**	**11 839 769**	**16 951 653**	**9 967 769 ***
3207300000	**LIQUID LUSTRES & SIMILAR PREPARATIONS**				
53351	JAPAN	4 046	68 094	5 145	65 792
	HONG KONG	10 542	59 108	2 518	17 252
	KOREA, REPUBLIC OF	2 223	24 831	2 955	30 353
	TAIWAN	2 196	3 393	4 022	38 608
	CHINA	45 914	577 093	209 430	727 268

http://www.bps.go.id

HS / SITC	COMMODITY DESCRIPTION / COUNTRY OF ORIGIN	JANUARY - DECEMBER 2015		JANUARY - DECEMBER 2016	
		NET WEIGHT (KG)	CIF VALUE (US$)	NET WEIGHT (KG)	CIF VALUE (US$)
	THAILAND	0	0	1 004	14 347
	SINGAPORE	133	1 687	6 643	92 825
	AUSTRALIA	0	0	21	1 087
	UNITED STATES	56 675	250 773	60 223	286 691
	UNITED KINGDOM	7	3 802	17	213
	NETHERLANDS	6	32 257	9	66 156
	FRANCE	0	0	3	1 505
	GERMANY, FED. REP. OF	266	1 205 353	1 020	907 898
	ITALY	111	8 460	213	14 129
	SPAIN	99 033	154 856	122 679	676 367
	SUB TOTAL	**221 152**	**2 389 707**	**415 902**	**2 940 491 ***
3207400000	**GLASS FRIT & OTH GLASS, IN THE FORM OFPOWDER GRANULES OR FLAKES**				
53351	JAPAN	1 767 578	1 687 329	1 085 500	2 121 577
	HONG KONG	100 035	42 150	25 022	11 325
	KOREA, REPUBLIC OF	46 640	110 552	22 521	163 407
	TAIWAN	740 155	487 857	1 190 183	409 198
	CHINA	93 456 236	37 261 879	99 830 599	38 461 496
	THAILAND	1 533 014	1 106 249	534 165	427 508
	SINGAPORE	2 903	32 805	505	1 838
	MALAYSIA	580 776	87 765	296 820	43 321
	VIET NAM	176 040	130 280	130 000	74 685
	INDIA	163 995	110 319	55 090	23 265
	SAUDI ARABIA	200	2 046	0	0
	TURKEY	24	511	110	610
	AUSTRALIA	195 000	124 988	148 015	89 838
	UNITED STATES	79	2 619	565	1 338
	MEXICO	5 000	19 564	6 000	23 914
	UNITED KINGDOM	27 874	35 192	6 180	65 902
	FRANCE	26 006	9 046	26 000	7 842
	GERMANY, FED. REP. OF	10	213	62 750	100 603
	BELGIUM	96 000	85 440	48 009	39 105
	SWITZERLAND	500	1 658	0	0
	ITALY	1 177 872	1 439 624	1 019 133	1 595 721
	SPAIN	5 937 315	4 750 534	7 097 423	5 036 652
	BULGARIA	0	0	100 000	33 400
	KYRGYZSTAN	0	0	100	8 118
	SUB TOTAL	**106 033 252**	**47 528 620**	**111 684 690**	**48 740 663 ***
3208101100	**VARNISHES>100-C HR,BASED ON POLYESTERFOR DENTAL USE, DISPERSED IN A NON AQUEO**				
53342	KOREA, REPUBLIC OF	1 130	5 547	100	475
	SINGAPORE	31	226	1 208	34 648
	MALAYSIA	0	0	21 200	60 632
	SUB TOTAL	**1 161**	**5 773**	**22 508**	**95 755 ***
3208101900	**OTH VARNISHES BASED ON POLYESTERS <100-C HR,DISPER IN A NONAQUEOUS**				
53342	JAPAN	33 139	339 087	27 554	338 176
	KOREA, REPUBLIC OF	92 288	578 750	135 437	457 018
	TAIWAN	112 296	338 371	126 553	373 817
	CHINA	1 480	4 402	18	89
	THAILAND	0	0	5 000	23 568
	SINGAPORE	84 442	559 210	165 830	1 245 581
	PHILIPPINES	634	2 597	0	0
	MALAYSIA	164 813	622 878	174 608	620 248
	SOUTH AFRICA	0	0	1 592	16 548
	AUSTRALIA	0	0	209	3 260
	UNITED STATES	8 374	98 561	1 830	7 730
	CANADA	237	1 857	0	0
	UNITED KINGDOM	1 377	9 134	1 484	3 475
	NETHERLANDS	394	6 298	3 752	87 868
	FRANCE	100	1 126	597	2 964
	GERMANY, FED. REP. OF	20 536	207 498	32 617	285 996
	ITALY	0	0	100	351
	SUB TOTAL	**520 110**	**2 769 769**	**677 181**	**3 466 689 ***
3208109000	**OTHER PAINTS & VARNISHE (INCL ENAMELS &LACQUERS)POLYESTER DISPERS, NON AQUEOUS**				
53342	JAPAN	391 048	3 177 359	397 903	3 391 788
	HONG KONG	5 374	29 993	17 255	220 740
	KOREA, REPUBLIC OF	717 319	3 402 919	692 204	3 575 937

http://www.bps.go.id

HS / SITC	COMMODITY DESCRIPTION / COUNTRY OF ORIGIN	JANUARY - DECEMBER 2015		JANUARY - DECEMBER 2016	
		NET WEIGHT (KG)	CIF VALUE (US$)	NET WEIGHT (KG)	CIF VALUE (US$)
	TAIWAN	89 528	75 853	64 651	114 855
	CHINA	54 933	596 129	127 795	438 200
	THAILAND	43 299	263 594	84 897	470 950
	SINGAPORE	654 396	4 778 396	584 803	5 341 744
	PHILIPPINES	62	177	1 979	7 847
	MALAYSIA	291 222	905 890	721 249	1 775 422
	VIET NAM	343	1 365	2 152	11 650
	INDIA	124	566	30 472	169 023
	UNITED ARAB EMIRATES	0	0	200	427
	REUNION	0	0	59	523
	SWAZILAND	0	0	6	442
	AUSTRALIA	22 875	257 681	27 618	271 989
	UNITED STATES	37 894	399 317	29 081	536 876
	CANADA	0	0	1	52
	BRAZIL	35 909	203 975	3 578	18 606
	UNITED KINGDOM	389	13 852	2 687	32 276
	NETHERLANDS	31 939	576 261	28 699	523 700
	FRANCE	178 843	511 136	192 027	518 417
	GERMANY, FED. REP. OF	276 172	1 793 431	267 513	1 856 447
	AUSTRIA	123	606	1	23
	BELGIUM	36 843	338 953	36 496	301 222
	SWITZERLAND	108 279	744 856	144 109	1 034 194
	SWEDEN	350	12 208	207	2 430
	ITALY	27 018	146 826	153 994	420 203
	SPAIN	3 845	15 955	11	170
	HUNGARY	57	478	425	3 735
	SUB TOTAL	**3 008 184**	**18 247 776**	**3 612 072**	**21 039 888 ***
3208204000	**ANTI-FOULING/ANTI-CORROSIVE PAINTS FORSHIPS HULL BASE ON ACRYLIC/VINYL POLYMER**				
53342	JAPAN	10	1 053	161	2 460
	HONG KONG	16	3 859	0	0
	KOREA, REPUBLIC OF	0	0	2 004	5 515
	TAIWAN	0	0	16 392	13 000
	CHINA	8 015	39 662	2 496	3 965
	SINGAPORE	629 378	2 728 010	267 607	1 045 354
	MALAYSIA	130 934	496 069	52 522	87 488
	INDONESIA	13 370	45 383	32 219	144 905
	TURKEY	0	0	390	1 996
	UNITED STATES	0	0	344	692
	PERU	0	0	98	1 823
	NETHERLANDS	6 838	38 104	0	0
	FRANCE	0	0	13	956
	GERMANY, FED. REP. OF	1 766	56 673	5 328	75 557
	BELGIUM	5	90	36	332
	SUB TOTAL	**790 332**	**3 408 903**	**379 610**	**1 384 043 ***
3208207000	**VARNISHES (INCLUDING LACQUERS), OF AKIND USED IN DENTISTRY**				
53342	JAPAN	0	0	50	189
	KOREA, REPUBLIC OF	1 203	6 290	0	0
	SUB TOTAL	**1 203**	**6 290**	**50**	**189 ***
3208209000	**OTHER PAINTS & VARNISHES (INCL ENAMELS&LACQUERS) BASED ON ACRYLIC/VINYL POLYMER**				
53342	JAPAN	1 210 039	9 432 811	1 172 574	9 790 823
	HONG KONG	74	1 160	850	11 837
	KOREA, REPUBLIC OF	606 775	2 420 969	788 190	3 097 070
	TAIWAN	612 530	1 671 645	215 596	509 477
	CHINA	405 167	2 680 336	492 444	2 569 428
	THAILAND	983 811	3 462 969	1 459 714	4 792 422
	SINGAPORE	586 238	1 816 450	361 224	926 436
	MALAYSIA	1 693 513	4 295 567	2 336 715	6 600 968
	VIET NAM	19 826	88 960	18 979	79 538
	INDIA	38 157	234 488	50 412	321 243
	SRI LANKA	0	0	6	386
	INDONESIA	41	521	0	0
	UNITED ARAB EMIRATES	4	8	22 075	36 298
	SWAZILAND	1 150	24 418	100	6 381
	SOUTH AFRICA	0	0	204	3 468
	AUSTRALIA	24 150	251 889	22 818	244 256
	NEW ZEALAND	4 331	58 731	0	0
	UNITED STATES	323 969	1 411 492	367 794	1 300 392

http://www.bps.go.id

HS / SITC	COMMODITY DESCRIPTION / COUNTRY OF ORIGIN	JANUARY - DECEMBER 2015		JANUARY - DECEMBER 2016	
		NET WEIGHT (KG)	CIF VALUE (US$)	NET WEIGHT (KG)	CIF VALUE (US$)
	CANADA	1 005	13 266	0	0
	BRAZIL	8 159	45 829	68 454	348 902
	PERU	0	0	17	333
	UNITED KINGDOM	4 558	78 357	9 350	81 882
	NETHERLANDS	298 320	2 452 470	309 006	2 626 700
	FRANCE	129 453	420 996	118 526	421 784
	GERMANY, FED. REP. OF	353 777	2 978 554	373 510	2 994 473
	AUSTRIA	3 431	23 680	19 943	157 898
	BELGIUM	134 432	1 252 898	184 081	1 530 188
	SWITZERLAND	13 176	431 079	16 380	507 298
	SWEDEN	0	0	511	3 743
	ITALY	28 320	166 923	56 938	275 434
	SPAIN	5 653	24 118	3 540	67 584
	LIECHTENSTEIN	1 300	33 011	2 340	58 755
	POLAND	18	74	3 983	13 567
	RUSSIA FEDERATION	131	955	7 776	68 334
	SUB TOTAL	**7 491 508**	**35 774 624**	**8 484 050**	**39 447 298 ***
3208901100	**VARNISHES (INCL.LACQUERS),EXCEED >100-CHEAT-RESISTANT USED IN DENTISTRY**				
53342	JAPAN	20 186	144 701	19 169	196 531
	INDIA	2 815	9 920	2 810	7 500
	UNITED KINGDOM	200	10 176	400	18 275
	SWITZERLAND	3	10	0	0
	SUB TOTAL	**23 204**	**164 807**	**22 379**	**222 306 ***
3208901900	**VARNISHES (INCL.LACQUERS),EXCEED >100-CHEAT-RESISTANT USED IN OTH THAN DENTIST**				
53342	JAPAN	533 569	3 553 341	464 897	3 672 596
	HONG KONG	132	3 225	4 479	32 263
	KOREA, REPUBLIC OF	677 411	1 669 141	934 829	2 015 358
	TAIWAN	170 495	680 759	88 267	316 420
	CHINA	46 059	167 979	78 724	276 228
	THAILAND	276 558	2 212 386	305 221	2 021 380
	SINGAPORE	170 142	734 203	756 636	2 533 866
	MALAYSIA	597 436	2 289 811	362 185	1 447 146
	VIET NAM	140 750	587 127	100 165	391 310
	INDIA	13 560	109 711	11 225	143 893
	INDONESIA	0	0	746	1 966
	SAUDI ARABIA	0	0	3 976	20 104
	UNITED ARAB EMIRATES	6 916	13 488	39 340	157 809
	EGYPT	7 660	50 635	3 300	14 216
	AUSTRALIA	0	0	2	38
	UNITED STATES	95 786	696 475	119 886	719 653
	CANADA	209	11 759	563	23 811
	UNITED KINGDOM	385	3 578	899	7 790
	NETHERLANDS	85 362	446 974	114 370	622 514
	FRANCE	718	7 620	66 825	500 020
	GERMANY, FED. REP. OF	131 180	1 051 457	303 494	2 099 190
	AUSTRIA	0	0	12	858
	BELGIUM	3 255	136 681	8 373	357 678
	SWITZERLAND	756	12 436	400	5 616
	DENMARK	2 868	10 928	2 727	11 583
	FINLAND	4	1 680	200	8 387
	ITALY	298 576	793 847	41 455	215 754
	SPAIN	21 540	126 636	103 290	433 723
	PORTUGAL	15 449	32 193	30 400	63 384
	POLAND	6	396	0	0
	CZECH REPUBLIC	0	0	1 568	58 090
	SUB TOTAL	**3 296 782**	**15 404 466**	**3 948 454**	**18 172 644 ***
3208902100	**VARNISHES (INCL.LACQUERS),EXCEED <100-CHEAT-RESISTANT USED IN DENTISTRY**				
53342	TAIWAN	14 400	27 680	0	0
	SINGAPORE	0	0	700	7 899
	SUB TOTAL	**14 400**	**27 680**	**700**	**7 899 ***
3208902900	**VARNISHES (INCL.LACQUERS),EXCEED <100-CHEAT-RESISTANT USED IN OTH THAN DENTIST**				
53342	JAPAN	98 674	698 965	118 212	811 352
	HONG KONG	398	10 198	0	0
	KOREA, REPUBLIC OF	221 592	1 787 292	155 808	1 201 596
	TAIWAN	208 926	585 817	180 010	542 711

http://www.bps.go.id

HS / SITC	COMMODITY DESCRIPTION / COUNTRY OF ORIGIN	JANUARY - DECEMBER 2015		JANUARY - DECEMBER 2016	
		NET WEIGHT (KG)	CIF VALUE (US$)	NET WEIGHT (KG)	CIF VALUE (US$)
	CHINA	61 310	346 432	16 839	100 646
	THAILAND	471 535	1 040 963	172 342	330 664
	SINGAPORE	9 583	40 846	59 562	269 412
	MALAYSIA	25 829	74 859	12 624	35 101
	VIET NAM	17 120	77 051	16 200	69 049
	INDIA	41 706	91 341	52 580	102 811
	INDONESIA	9 816	29 572	0	0
	BENIN	0	0	3 200	5 856
	AUSTRALIA	375	5 166	794	8 751
	UNITED STATES	176 197	605 193	125 140	456 668
	CANADA	75	1 013	0	0
	UNITED KINGDOM	312	2 788	377	3 715
	NETHERLANDS	3 284	12 864	2 400	16 751
	FRANCE	192	2 523	143	1 559
	GERMANY, FED. REP. OF	24 731	247 966	15 291	193 504
	BELGIUM	0	0	97	715
	SWITZERLAND	452 318	11 808 207	313 371	7 821 977
	DENMARK	3 068	60 221	964	17 753
	SWEDEN	19 711	172 463	23 700	195 785
	ITALY	47 593	374 641	30 180	296 993
	SPAIN	5	135	0	0
	POLAND	0	0	910	7 493
	KYRGYZSTAN	1 965	15 519	0	0
	SUB TOTAL	**1 896 315**	**18 092 035**	**1 300 744**	**12 490 862 ***
3208909000	**OTH PAINTS & VARNISHES DISPERSSAD/DISSOLVED IN A NONAQUEOUS MEDIUM**				
53342	JAPAN	596 873	4 374 170	537 004	4 411 673
	HONG KONG	80 828	317 285	62 196	176 531
	KOREA, REPUBLIC OF	2 820 166	10 219 084	3 296 949	11 112 621
	TAIWAN	191 296	962 178	202 705	958 917
	CHINA	386 032	1 002 071	725 659	2 108 093
	THAILAND	873 712	6 086 394	1 094 491	7 156 681
	SINGAPORE	1 442 003	7 601 573	1 081 059	6 616 231
	PHILIPPINES	29 471	82 120	17 818	48 832
	MALAYSIA	1 089 205	2 549 544	1 029 307	2 801 571
	VIET NAM	260 635	893 158	349 037	1 146 986
	INDIA	37 623	98 207	86 406	132 989
	SRI LANKA	66	576	0	0
	INDONESIA	2 666	2 440	687	2 838
	SAUDI ARABIA	6 187	21 957	0	0
	UNITED ARAB EMIRATES	16 366	97 969	15 522	109 145
	SOUTH AFRICA	749	3 830	196	1 026
	AUSTRALIA	66 322	834 540	184 172	944 245
	MARSHALL ISLANDS	450	3 235	0	0
	UNITED STATES	145 300	1 102 716	156 797	1 411 837
	CANADA	8 815	85 749	2 749	56 544
	MEXICO	0	0	19	1 418
	BRAZIL	1 625	9 012	0	0
	UNITED KINGDOM	13 101	366 131	17 254	333 747
	NETHERLANDS	26 537	283 755	6 019	51 397
	FRANCE	34 617	99 921	8 094	61 425
	GERMANY, FED. REP. OF	211 221	1 256 004	191 881	1 261 312
	AUSTRIA	279	10 323	360	3 233
	BELGIUM	9 319	78 055	14 064	130 997
	SWITZERLAND	3 130	57 108	4 503	63 938
	DENMARK	17	4 831	4	1 654
	NORWAY	0	0	1 950	41 484
	SWEDEN	0	0	89	1 501
	IRELAND	0	0	3	42
	ITALY	75 125	280 163	34 931	74 944
	SPAIN	341	4 112	778	2 084
	PORTUGAL	0	0	36	3 208
	GREECE	0	0	8 900	28 174
	LIECHTENSTEIN	400	2 697	0	0
	BULGARIA	0	0	46	997
	LITHUANIA	0	0	45	985
	SUB TOTAL	**8 430 477**	**38 790 908**	**9 131 730**	**41 259 300 ***
3209101000	**VARNISHES(INC LACQUER)>100-C HR-ACRYLICVINYL POLYMER, DISPERSED IN A AQUEOUS**				
53341	JAPAN	0	0	11 832	63 241
	HONG KONG	284	2 664	476	410

http://www.bps.go.id

HS / SITC	COMMODITY DESCRIPTION / COUNTRY OF ORIGIN	JANUARY - DECEMBER 2015		JANUARY - DECEMBER 2016	
		NET WEIGHT (KG)	CIF VALUE (US$)	NET WEIGHT (KG)	CIF VALUE (US$)
	KOREA, REPUBLIC OF	102	2 498	11 078	73 568
	TAIWAN	352 112	859 809	291 763	549 694
	CHINA	25 271	82 064	13 462	34 333
	THAILAND	125 141	485 584	10 496	38 830
	SINGAPORE	121	983	13 170	18 980
	MALAYSIA	4 533	6 622	18 859	29 422
	INDIA	7 038	78 843	27 952	90 949
	AUSTRALIA	0	0	70	146
	NEW ZEALAND	0	0	292	838
	UNITED STATES	11	260	205	5 718
	BRAZIL	0	0	54	461
	UNITED KINGDOM	513	3 966	887	7 963
	FRANCE	708	49 306	0	0
	GERMANY, FED. REP. OF	23 874	241 026	7 392	43 624
	BELGIUM	93	1 233	3 305	46 550
	SWITZERLAND	0	0	16 746	181 184
	SWEDEN	0	0	33	23
	ITALY	100	895	11 940	45 854
	BULGARIA	0	0	100	986
	LITHUANIA	0	0	46	991
	SUB TOTAL	**539 901**	**1 815 753**	**440 158**	**1 233 765 ***
3209104000	**LEATHER PAINTS-BASED ON ACRYLIC OR VINYL POLYMERS DISPERS IN A AQUEOUS**				
53341	HONG KONG	73	877	0	0
	KOREA, REPUBLIC OF	0	0	51	1 001
	CHINA	62	1 404	18	49
	SINGAPORE	59	1 065	1 917	202
	VIET NAM	130	1 322	82	1 025
	UNITED STATES	4	433	0	0
	NETHERLANDS	0	0	500	12 074
	GERMANY, FED. REP. OF	10	102	27	146
	ITALY	1 630	6 033	1 397	6 123
	SUB TOTAL	**1 968**	**11 236**	**3 992**	**20 620 ***
3209105000	**ANTI-FOULING/CORROSIVE PAINTS FOR SHIPSHULLS BASED ON ACRYLIC/VYNIL POLYMERS**				
53341	KOREA, REPUBLIC OF	800	4 650	1 072	5 438
	TAIWAN	1 800	5 310	3 600	10 548
	CHINA	0	0	9 464	42 244
	SINGAPORE	471 150	956 122	299 211	589 144
	PHILIPPINES	0	0	18 206	35 785
	MALAYSIA	0	0	13 114	9 196
	UNITED STATES	11	300	236	2 641
	UNITED KINGDOM	2	76	0	0
	SUB TOTAL	**473 763**	**966 458**	**344 903**	**694 996 ***
3209109000	**OTH PAINTS & VARNISHES DISPERSEDAQUEOUS/DISSOLVED IN AQEUOS MEDIUM**				
53341	JAPAN	699 263	5 212 000	716 189	4 270 231
	HONG KONG	243 664	1 211 758	95 963	541 850
	KOREA, REPUBLIC OF	370 256	552 810	389 912	1 670 431
	TAIWAN	1 135 707	1 836 217	1 203 657	1 852 388
	CHINA	1 954 658	287 014	2 478 929	477 294
	THAILAND	1 078 516	1 591 034	1 723 920	2 148 566
	SINGAPORE	1 499 264	3 322 239	1 366 083	2 643 085
	PHILIPPINES	183 234	550 759	210 754	638 088
	MALAYSIA	327 947	886 645	358 147	1 021 307
	VIET NAM	520	3 305	500	1 800
	INDIA	46 026	89 761	46 921	83 254
	SAUDI ARABIA	0	0	3	835
	TURKEY	0	0	40	710
	UNITED ARAB EMIRATES	20	321	0	0
	AUSTRALIA	5 397	95 762	50 478	88 789
	NEW ZEALAND	0	0	13 340	12 748
	UNITED STATES	781 690	479 988	567 966	484 274
	CANADA	0	0	149	16 403
	UNITED KINGDOM	775 148	1 017 349	1 055 144	1 309 086
	NETHERLANDS	455 514	1 769 953	409 457	1 575 373
	FRANCE	2 257	27 823	97	2 633
	GERMANY, FED. REP. OF	224 557	657 649	188 808	449 947
	AUSTRIA	53	824	0	0
	BELGIUM	8 449	89 871	36 644	385 543

http://www.bps.go.id

HS / SITC	COMMODITY DESCRIPTION / COUNTRY OF ORIGIN	JANUARY - DECEMBER 2015		JANUARY - DECEMBER 2016	
		NET WEIGHT (KG)	CIF VALUE (US$)	NET WEIGHT (KG)	CIF VALUE (US$)
	SWITZERLAND	891	9 607	997	12 364
	DENMARK	126	1 970	0	0
	SWEDEN	1 579	6 042	294	1 526
	ITALY	25 900	34 872	12 832	68 901
	SPAIN	3 230	8 407	751	5 098
	GREECE	0	0	478	7 291
	POLAND	0	0	16 048	46 714
	ROMANIA	0	0	3 845	21 301
	LITHUANIA	0	0	44	1 386
	SUB TOTAL	**9 823 866**	**19 743 980**	**10 948 390**	**19 839 216 ***
3209900000	**OTH PAINTS BASED ON OTHERS VARNISHESDISPERS IN A AQUEOUS MEDIUM**				
53341	JAPAN	1 029 231	3 341 529	1 957 180	6 217 982
	HONG KONG	144	2 503	5 201	38 294
	KOREA, REPUBLIC OF	178 656	1 056 196	260 538	1 713 610
	TAIWAN	161 039	346 843	208 733	447 964
	CHINA	264 960	1 560 061	363 756	2 398 543
	THAILAND	16 733	116 733	36 964	168 527
	SINGAPORE	4 901 688	11 755 574	3 380 413	9 996 916
	PHILIPPINES	693	925	4 923	13 701
	MALAYSIA	1 476 733	4 318 769	1 520 253	4 305 899
	BRUNEI DARUSSALAM	157	1 184	0	0
	VIET NAM	3 000	7 935	7 711	20 717
	INDIA	506	2 125	4 534	34 962
	INDONESIA	21 100	69 534	886	5 331
	TURKEY	0	0	21	235
	UNITED ARAB EMIRATES	0	0	77	489
	AUSTRALIA	9 104	107 924	39 265	149 029
	UNITED STATES	49 958	1 914 231	10 666	80 983
	CANADA	0	0	22	237
	ARGENTINA	11 859	56 390	17 630	75 838
	BRAZIL	0	0	132	980
	UNITED KINGDOM	14 172	85 636	3 500	31 099
	NETHERLANDS	10 111	68 834	6 322	58 018
	FRANCE	3 474	49 598	307	8 624
	GERMANY, FED. REP. OF	83 801	166 629	42 760	158 356
	BELGIUM	1 665	23 798	4 605	35 012
	SWITZERLAND	1 352	38 978	610	7 504
	DENMARK	700	2 678	473	1 915
	NORWAY	0	0	12	94
	SWEDEN	241	1 227	23 945	138 878
	FINLAND	6	1 086	284	3 634
	ITALY	18 632	144 650	37 118	108 056
	SPAIN	122	2 705	52	805
	GREECE	0	0	24	279
	UKRAINE	0	0	14 472	10 343
	CZECH REPUBLIC	4	18	0	0
	SUB TOTAL	**8 259 841**	**25 244 293**	**7 953 389**	**26 232 854 ***
3210001010	**VARNISHES (INCL LACQ) EXC > 100-C HRRESIST OF A KIND USED FOR FINISH LEATHER**				
53343	JAPAN	40	529	3 823	21 511
	UNITED STATES	0	0	24	273
	GERMANY, FED. REP. OF	45	1 909	150	1 650
	SWITZERLAND	0	0	3 275	44 850
	SUB TOTAL	**85**	**2 438**	**7 272**	**68 284 ***
3210001090	**VARNISHES (INCL LACQ) EXC < 100-C HRRESIST OF A KIND USED FOR FINISH LEATHER**				
53343	JAPAN	10 834	58 798	85 393	96 908
	HONG KONG	7	159	394	2 601
	KOREA, REPUBLIC OF	2 325	14 927	1 404	23 760
	TAIWAN	296 806	934 940	434 967	1 199 616
	CHINA	117 230	402 509	189 694	542 038
	THAILAND	23 691	116 219	1 902	56 222
	SINGAPORE	17 031	78 014	35 809	176 695
	MALAYSIA	0	0	200	1 200
	VIET NAM	140	858	82	285
	INDIA	81	195	83	207
	AUSTRALIA	1 140	16 823	8 403	38 754
	UNITED STATES	1 115	56 751	474	23 774
	CANADA	0	0	660	3 649

http://www.bps.go.id

HS / SITC	COMMODITY DESCRIPTION / COUNTRY OF ORIGIN	JANUARY - DECEMBER 2015		JANUARY - DECEMBER 2016	
		NET WEIGHT (KG)	CIF VALUE (US$)	NET WEIGHT (KG)	CIF VALUE (US$)
	UNITED KINGDOM	1 522	13 898	29 495	76 122
	NETHERLANDS	150	8 829	0	0
	FRANCE	768	12 087	1	387
	GERMANY, FED. REP. OF	6 139	48 023	5 831	73 062
	BELGIUM	0	0	791	6 250
	SWITZERLAND	240	6 389	46	1 286
	ITALY	103 576	372 360	128 018	477 030
	HUNGARY	0	0	27	895
	SUB TOTAL	**582 795**	**2 141 779**	**923 674**	**2 800 741 ***
3210003000	**PREPARED WATER PIGMENTS OF A KIND USEDFOR FINISHING LEATHER**				
53343	JAPAN	0	0	1 701	12 307
	KOREA, REPUBLIC OF	66 580	230 825	57 230	160 058
	TAIWAN	3	151	0	0
	CHINA	17 044	118 449	33 693	242 992
	THAILAND	0	0	8 040	18 003
	SINGAPORE	35 326	110 399	33 231	117 888
	INDIA	0	0	2 160	11 448
	SOUTH AFRICA	0	0	160	640
	PERU	0	0	5 000	8 320
	ITALY	1 625	8 934	7 375	20 767
	SPAIN	25	905	25	884
	SUB TOTAL	**120 603**	**469 663**	**148 615**	**593 307 ***
3210005000	**POLYURETHANE TAR COATING OF A KIND USEDFOR FINISHING LEATHER**				
53343	JAPAN	17 024	452 295	2 304	92 508
	KOREA, REPUBLIC OF	0	0	30 757	105 461
	TAIWAN	5 055	50 112	0	0
	CHINA	13 098	51 968	16 809	102 024
	THAILAND	0	0	4	19
	SINGAPORE	91 525	208 828	73 998	163 968
	MALAYSIA	0	0	48	140
	VIET NAM	0	0	4 363	61 777
	AUSTRALIA	639	9 547	324	8 210
	UNITED STATES	1 268	11 423	401	15 440
	UNITED KINGDOM	0	0	20	448
	NETHERLANDS	0	0	89	782
	GERMANY, FED. REP. OF	2	26	1	228
	SUB TOTAL	**128 611**	**784 199**	**129 118**	**551 005 ***
3210009100	**OTH ANTI-FOULING/CORR PAINTS FOR SHIPS,HULLS BASED ON POLYURETHANE TAR COUTING**				
53343	JAPAN	1 088	21 123	330	3 361
	KOREA, REPUBLIC OF	0	0	16	145
	TAIWAN	4 800	16 560	5 394	16 312
	CHINA	595	366	4	2
	SINGAPORE	41 972	181 927	822	7 420
	MALAYSIA	29 150	23 477	11 790	18 944
	UNITED STATES	236	4 975	0	0
	UNITED KINGDOM	0	0	6	1 003
	GERMANY, FED. REP. OF	1 999	26 339	0	0
	ITALY	0	0	1 000	2 300
	SUB TOTAL	**79 840**	**274 767**	**19 362**	**49 487 ***
3210009900	**OTHER PAINTS & VARNISHES OF A KIND USEDFOR FINISHING LEATHER**				
53343	JAPAN	25 087	297 678	8 930	164 867
	HONG KONG	1 692	25 268	462	11 447
	KOREA, REPUBLIC OF	117 944	1 298 791	80 460	697 713
	TAIWAN	167 406	694 790	163 792	646 615
	CHINA	212 787	1 711 437	175 942	1 258 728
	THAILAND	28 764	111 888	316 360	765 613
	SINGAPORE	37 446	207 244	84 171	483 850
	MALAYSIA	24 592	69 776	34 863	191 105
	VIET NAM	128	1 325	31	504
	INDIA	10 452	38 470	21 278	130 628
	SAUDI ARABIA	994	3 530	0	0
	RWANDA	0	0	60	404
	AUSTRALIA	1 129	6 013	1 793	8 596
	UNITED STATES	3 891	43 336	2 303	24 196
	NETHERLANDS	21 303	137 337	0	0

http://www.bps.go.id

HS / SITC	COMMODITY DESCRIPTION / COUNTRY OF ORIGIN	JANUARY - DECEMBER 2015		JANUARY - DECEMBER 2016	
		NET WEIGHT (KG)	CIF VALUE (US$)	NET WEIGHT (KG)	CIF VALUE (US$)
	FRANCE	506	7 171	573	8 180
	GERMANY, FED. REP. OF	15 017	214 091	16 629	160 123
	BELGIUM	0	0	1 151	82 903
	SWITZERLAND	24 090	351 544	26 529	353 101
	ITALY	669 499	2 302 611	726 100	2 385 389
	SPAIN	11 878	16 835	0	0
	SUB TOTAL	**1 374 605**	**7 539 135**	**1 661 427**	**7 373 962 ***
3211000000	**PREPARED DRIERS**				
53353	JAPAN	22 125	129 029	20 958	132 645
	HONG KONG	65 000	61 950	0	0
	KOREA, REPUBLIC OF	52	511	1 947	16 135
	TAIWAN	18 941	17 862	1 210	9 132
	CHINA	23 532	90 573	60 246	144 449
	THAILAND	488 370	1 519 405	452 232	1 189 465
	SINGAPORE	20 175	96 236	2	827
	MALAYSIA	5 805	40 228	23 873	122 968
	VIET NAM	15 000	17 250	20	281
	INDIA	403 746	1 015 390	549 271	1 141 869
	TURKEY	47 050	187 887	45 320	133 352
	UNITED ARAB EMIRATES	423 144	1 131 480	318 231	709 407
	UNITED STATES	15 278	29 971	5 120	73 659
	BRAZIL	0	0	18	96
	UNITED KINGDOM	152 171	510 807	108 180	346 426
	FRANCE	10 610	82 222	6 870	34 640
	GERMANY, FED. REP. OF	1 695	22 527	4 480	38 205
	BELGIUM	6 010	30 001	17 660	125 325
	SWITZERLAND	33 025	591 260	17 743	305 818
	SPAIN	3	21	724	1 836
	SUB TOTAL	**1 751 732**	**5 574 610**	**1 634 105**	**4 526 535 ***
3212100000	**STAMPING FOILS**				
53344	JAPAN	27 264	522 228	32 825	471 705
	HONG KONG	4 496	106 049	3 636	116 312
	KOREA, REPUBLIC OF	107 069	1 103 001	155 669	1 377 051
	TAIWAN	23 798	220 161	52 519	291 508
	CHINA	793 088	1 584 599	763 352	2 620 090
	THAILAND	0	0	239	4 063
	SINGAPORE	5 430	866 061	1 265	132 526
	PHILIPPINES	0	0	19	207
	MALAYSIA	100 047	634 909	159 227	1 297 201
	VIET NAM	0	0	15	149
	INDIA	124 508	11 983	1 100	12 569
	TUNISIA	13	233	0	0
	AUSTRALIA	0	0	2 532	4 501
	UNITED STATES	32 176	1 353 494	14 988	1 202 944
	CANADA	324	11 889	110	4 270
	UNITED KINGDOM	1 335	25 270	807	18 816
	NETHERLANDS	470	7 145	0	0
	FRANCE	767	46 616	690	39 762
	GERMANY, FED. REP. OF	58 219	1 121 139	94 285	1 558 030
	AUSTRIA	1	94	0	0
	SWITZERLAND	1 194	74 886	511	38 114
	ITALY	1 413	48 012	2 439	54 837
	HUNGARY	0	0	24	1 340
	SUB TOTAL	**1 281 612**	**7 737 769**	**1 286 252**	**9 245 995 ***
3212901100	**ALUMINIUM PASTE**				
53344	JAPAN	324 946	2 927 248	385 329	3 494 422
	HONG KONG	0	0	90	4 455
	KOREA, REPUBLIC OF	0	0	3 000	26 190
	TAIWAN	24 818	33 022	23 312	21 579
	CHINA	729 793	2 681 280	978 741	3 370 138
	THAILAND	164	3 365	325	3 741
	SINGAPORE	448	7 603	211	761
	MALAYSIA	1 000	5 193	275	18 848
	INDIA	192 843	726 005	320 465	1 032 595
	UNITED STATES	26 270	776 210	32 918	867 090
	CANADA	292	2 985	604	5 530
	BRAZIL	6 806	28 366	9 057	31 008

http://www.bps.go.id

HS / SITC	COMMODITY DESCRIPTION / COUNTRY OF ORIGIN	JANUARY - DECEMBER 2015		JANUARY - DECEMBER 2016	
		NET WEIGHT (KG)	CIF VALUE (US$)	NET WEIGHT (KG)	CIF VALUE (US$)
	UNITED KINGDOM	3 681	77 961	3 693	83 943
	FRANCE	6 311	60 939	5 381	69 194
	GERMANY, FED. REP. OF	158 334	2 484 571	136 029	2 406 954
	AUSTRIA	6	550	2 506	12 463
	BELGIUM	3 904	32 186	3 550	29 102
	SWEDEN	33 855	165 254	50 100	173 510
	POLAND	12 085	67 825	0	0
	GEORGIA	1	30	0	0
	SLOVENIA	90 000	289 302	26 000	96 347
	RUSSIA FEDERATION	38 400	135 244	320	2 992
	SUB TOTAL	**1 653 957**	**10 505 139**	**1 981 906**	**11 750 862 ***
3212901300	**WHITE LEAD DISPERSED IN OIL**				
53344	THAILAND	0	0	336	2 909
	SINGAPORE	95	789	0	0
	MALAYSIA	177 124	847 931	271 747	1 201 087
	FRANCE	0	0	7	570
	GERMANY, FED. REP. OF	35 250	160 157	36 010	169 526
	NORWAY	24 323	241 208	18 776	179 749
	FINLAND	697	6 819	0	0
	SUB TOTAL	**237 489**	**1 256 904**	**326 876**	**1 553 841 ***
3212901400	**OTH PIGMENTS OF ALUMINIUM PASTE, WHITELEAD DISPERSED IN OIL FOR LEATHER**				
53344	JAPAN	20	245	176	4 582
	HONG KONG	8	1 847	3	6 729
	KOREA, REPUBLIC OF	378 212	1 441 228	292 758	1 084 619
	TAIWAN	260 935	2 329 143	219 654	1 681 519
	CHINA	67	985	0	0
	SINGAPORE	1 725	26 814	1 388	18 671
	INDIA	30	1 759	0	0
	ITALY	923	13 496	585	9 689
	SUB TOTAL	**641 920**	**3 815 517**	**514 564**	**2 805 809 ***
3212901900	**OTH THAN PIGMENTS OF ALUMINIUM PASTE,WHITE LEAD DISPERSED IN OIL FOR LEATHER**				
53344	JAPAN	36 014	371 884	61 774	682 376
	HONG KONG	19 208	46 120	26	724
	KOREA, REPUBLIC OF	19 100	38 982	52 879	104 097
	TAIWAN	8 125	46 055	5 688	28 112
	CHINA	94 370	521 524	108 960	562 841
	THAILAND	55 015	275 763	6 884	124 907
	SINGAPORE	266 793	818 161	64 855	406 563
	PHILIPPINES	6 141	43 586	0	0
	MALAYSIA	106 925	722 812	201 626	963 982
	VIET NAM	4 592	20 700	458	4 870
	INDIA	12 550	86 717	208	1 554
	SAUDI ARABIA	52 500	157 500	61 250	183 750
	JORDAN	90	3 035	0	0
	TURKEY	500	9 087	0	0
	AUSTRALIA	24 263	505 610	50 035	993 661
	UNITED STATES	9 989	246 414	13 254	145 856
	PUERTO RICO	0	0	1	2 679
	UNITED KINGDOM	25 539	174 840	1 296	18 691
	NETHERLANDS	838	3 901	479	5 061
	FRANCE	1 545	34 518	1 356	34 019
	GERMANY, FED. REP. OF	104 329	701 385	67 479	662 282
	AUSTRIA	0	0	450	8 695
	BELGIUM	116 432	1 156 804	90 477	856 407
	SWITZERLAND	11	922	60	5 482
	NORWAY	0	0	219	750
	ITALY	48 345	212 540	3 408	15 876
	SPAIN	50	876	0	0
	POLAND	0	0	45	560
	SUB TOTAL	**1 013 264**	**6 199 736**	**793 167**	**5 813 795 ***
3212902100	**DYES AND OTH COLORING MATTER PUT OF INFORMS OR PACKING IN THE FOOD /DRINK IND**				
53344	JAPAN	0	0	2	97
	MALAYSIA	0	0	99	255
	AUSTRALIA	20	142	0	0
	NEW ZEALAND	0	0	48	428

http://www.bps.go.id

HS / SITC	COMMODITY DESCRIPTION / COUNTRY OF ORIGIN	JANUARY - DECEMBER 2015		JANUARY - DECEMBER 2016	
		NET WEIGHT (KG)	CIF VALUE (US$)	NET WEIGHT (KG)	CIF VALUE (US$)
	UNITED KINGDOM	500	4 770	0	0
	FRANCE	0	0	6	2 402
	BELGIUM	0	0	225	2 802
	ITALY	0	0	1 475	25 340
	SUB TOTAL	**520**	**4 912**	**1 855**	**31 324 ***
3212902200	**OTH DYES USED IN THE FOOD OR DRINKINDUSTRIES**				
53344	KOREA, REPUBLIC OF	0	0	1	5
	CHINA	193 301	181 031	1 260	7 503
	SINGAPORE	0	0	1	144
	VIET NAM	30 735	20 723	0	0
	TURKEY	0	0	2 000	20 744
	UNITED STATES	2 069	19 896	0	0
	BRAZIL	102	1 648	657	2 939
	BELGIUM	0	0	33 153	243 613
	SUB TOTAL	**226 207**	**223 298**	**37 072**	**274 948 ***
3212902900	**OTH THAN DYES IN THE FOOD OR DRINKINDUSTRIES**				
53344	JAPAN	29 339	493 859	63 947	911 832
	HONG KONG	881	30 105	1 709	23 760
	KOREA, REPUBLIC OF	6 588	40 692	8 763	48 936
	TAIWAN	186 122	535 483	182 896	819 979
	CHINA	25 051	258 298	23 325	276 937
	THAILAND	276 018	1 846 837	469 863	2 590 222
	SINGAPORE	71 872	617 206	44 648	227 578
	PHILIPPINES	9 743	125 730	12 040	172 941
	MALAYSIA	7 980	57 939	90 085	270 413
	VIET NAM	4 395	18 422	37 050	115 630
	INDIA	4 777	29 128	506	4 405
	UNITED ARAB EMIRATES	0	0	1 115	8 036
	AUSTRALIA	109 666	937 197	155 761	1 378 573
	NEW ZEALAND	0	0	21	160
	UNITED STATES	13 200	110 093	12 999	70 629
	CANADA	0	0	2	1 027
	BRAZIL	0	0	600	7 200
	UNITED KINGDOM	3 771	31 591	2	90
	NETHERLANDS	21 555	137 889	29 276	202 344
	FRANCE	5 245	145 846	4 801	112 226
	GERMANY, FED. REP. OF	85 536	746 109	21 830	358 035
	BELGIUM	1 250	10 554	4 231	151 238
	SWITZERLAND	3	201	56	5 047
	ITALY	181	1 756	180	1 179
	SPAIN	0	0	127	729
	SUB TOTAL	**863 173**	**6 174 935**	**1 165 833**	**7 759 146 ***
3213100000	**COLOURS IN TABLET, TUBE, JAR, BOTTLE,PAN, SIMILAR FORM OR PACKING FOR ARTIST**				
53352	JAPAN	10 162	96 508	12 595	139 027
	HONG KONG	272	567	0	0
	KOREA, REPUBLIC OF	10 360	77 076	13 728	100 471
	TAIWAN	167	109	1 141	1 471
	CHINA	198 873	809 003	165 687	909 870
	THAILAND	10 815	56 080	2 496	4 493
	SINGAPORE	190 730	597 114	326 674	638 091
	PHILIPPINES	0	0	20	151
	MALAYSIA	196 781	312 442	280 871	232 747
	TURKEY	4 773	35 746	3 182	24 042
	AUSTRALIA	0	0	3	108
	UNITED STATES	352	5 694	63	2 086
	UNITED KINGDOM	1 643	8 331	510	4 019
	FRANCE	8 173	89 778	3 334	52 367
	GERMANY, FED. REP. OF	0	0	412	8 277
	ITALY	3 551	16 920	3 198	15 037
	SUB TOTAL	**636 652**	**2 105 368**	**813 914**	**2 132 257 ***
3213900000	**OTH COLOR NOT IN TABLET, TUBE, JAR,BOTTLE, PAN/SIMILAR FORM/PACKING FOR AR**				
53352	JAPAN	548	7 135	1 033	18 001
	HONG KONG	0	0	1 419	3 825
	KOREA, REPUBLIC OF	4 740	42 708	5 458	39 767
	TAIWAN	7 731	26 662	2 225	8 672

http://www.bps.go.id

HS / SITC	COMMODITY DESCRIPTION / COUNTRY OF ORIGIN	JANUARY - DECEMBER 2015		JANUARY - DECEMBER 2016	
		NET WEIGHT (KG)	CIF VALUE (US$)	NET WEIGHT (KG)	CIF VALUE (US$)
	CHINA	198 923	1 267 697	202 395	2 165 147
	THAILAND	3 565	23 696	18 220	39 322
	SINGAPORE	2 739	22 488	100	2 592
	MALAYSIA	2 058	14 961	2 352	4 307
	VIET NAM	0	0	275	415
	INDIA	0	0	4 643	10 181
	SWAZILAND	0	0	17 997	25 467
	AUSTRALIA	57	1 981	71	3 361
	NEW ZEALAND	45 832	75 396	100 767	148 855
	UNITED STATES	1 243	12 111	1 160	11 293
	MEXICO	0	0	1 368	2 607
	UNITED KINGDOM	1 470	7 196	3 559	28 979
	FRANCE	6 035	11 827	13 943	38 464
	GERMANY, FED. REP. OF	1 373	72 693	0	0
	SWITZERLAND	0	0	3 353	4 739
	ITALY	142	1 426	958	8 276
	LITHUANIA	0	0	569	10 099
	SUB TOTAL	**276 456**	**1 587 977**	**381 865**	**2 574 369 ***
3214100000	**GLAZIERS PUTTY, GRAFTING PUTTY, CEMENTSCAULKING COMPOUND**				
53354	JAPAN	587 301	2 800 352	630 614	3 320 499
	HONG KONG	7	168	33 274	119 301
	KOREA, REPUBLIC OF	1 779 219	5 063 077	2 978 337	8 447 273
	TAIWAN	10 108	27 272	43 793	195 390
	CHINA	172 590	567 866	413 909	735 221
	THAILAND	1 271 170	3 860 836	1 875 208	5 532 066
	SINGAPORE	580 447	2 986 005	579 339	3 035 968
	PHILIPPINES	5	80	29 890	120 826
	MALAYSIA	1 138 695	1 846 614	1 104 647	2 207 684
	INDIA	295	1 978	718	4 589
	TURKEY	3 924	12 414	3 715	11 727
	UNITED ARAB EMIRATES	6 674	7 675	37 046	83 737
	REUNION	0	0	8	68
	AUSTRALIA	395 329	910 618	184 216	677 496
	NEW ZEALAND	14	205	0	0
	UNITED STATES	89 787	648 115	84 587	881 371
	CANADA	430	6 484	3 718	12 164
	BRAZIL	0	0	52	1 522
	CAYMAN ISLANDS	0	0	154	675
	UNITED KINGDOM	1 533	21 992	5 515	40 917
	NETHERLANDS	120 784	583 073	161 697	810 221
	FRANCE	88 544	429 342	32 717	175 814
	GERMANY, FED. REP. OF	285 992	2 472 663	244 301	2 192 504
	AUSTRIA	260	1 218	305	2 314
	BELGIUM	546	8 824	168	2 043
	SWITZERLAND	23 373	181 618	75 585	401 410
	NORWAY	141	2 140	0	0
	SWEDEN	8 224	87 893	5 330	60 761
	FINLAND	0	0	10	300
	IRELAND	7	495	13	977
	ITALY	42 124	129 825	30 403	145 517
	SPAIN	9	132	583	1 506
	HUNGARY	0	0	3	168
	POLAND	2 611	6 078	10 035	28 840
	UKRAINE	0	0	58	161
	ESTONIA	508	7 156	475	5 406
	SUB TOTAL	**6 610 651**	**22 672 208**	**8 570 423**	**29 256 436 ***
3214900000	**OTH GLAZIERS PUTTY, GRAFTING PUTTY,CEMENTS CAULKING COMPOUND**				
53354	JAPAN	425 460	2 726 419	675 493	3 397 371
	HONG KONG	20 470	60 477	54	2 589
	KOREA, REPUBLIC OF	543 169	1 133 734	850 198	1 122 344
	TAIWAN	161 029	562 126	104 516	357 449
	CHINA	367 004	258 935	703 364	368 055
	THAILAND	1 191 026	4 488 176	1 257 204	4 141 913
	SINGAPORE	1 712 533	1 264 653	10 254 354	2 323 062
	PHILIPPINES	0	0	332	3 530
	MALAYSIA	5 283 983	4 803 847	3 808 089	3 332 827
	VIET NAM	861 387	1 913 694	1 108 128	2 187 016
	INDIA	5 522	14 611	6 227	8 259
	SAUDI ARABIA	0	0	14 400	12 507

http://www.bps.go.id

HS / SITC	COMMODITY DESCRIPTION / COUNTRY OF ORIGIN	JANUARY - DECEMBER 2015		JANUARY - DECEMBER 2016	
		NET WEIGHT (KG)	CIF VALUE (US$)	NET WEIGHT (KG)	CIF VALUE (US$)
	TURKEY	8 686	26 829	9 261	28 828
	UNITED ARAB EMIRATES	756	3 042	0	0
	AUSTRALIA	425 650	1 373 274	1 326 841	4 033 957
	NEW ZEALAND	0	0	986	2 829
	UNITED STATES	1 442 065	4 301 739	1 658 992	5 065 738
	CANADA	125	1 388	1 146	10 003
	BRAZIL	92	3 336	0	0
	UNITED KINGDOM	95 490	246 467	46 742	119 313
	NETHERLANDS	4 231	48 172	9 514	126 725
	FRANCE	36 131	172 654	80 200	281 390
	GERMANY, FED. REP. OF	58 742	753 820	112 004	818 253
	AUSTRIA	50	3 887	170	4 400
	BELGIUM	64 715	197 201	6 982	19 822
	SWITZERLAND	265	16 708	0	0
	DENMARK	66	948	3	285
	NORWAY	13	135	0	0
	SWEDEN	547	11 074	170	6 615
	FINLAND	0	0	1	193
	ITALY	128 938	422 153	106 827	466 277
	SPAIN	18	249	35	474
	PORTUGAL	0	0	147	1 474
	GREECE	0	0	3 426	38 810
	HUNGARY	0	0	279	2 543
	UKRAINE	0	0	8	62
	RUSSIA FEDERATION	0	0	924	9 854
	SUB TOTAL	**12 838 163**	**24 809 748**	**22 147 017**	**28 294 767 ***
3215111000	**PRINTING UV CURABLE INKS-BLACK**				
53321	JAPAN	33 284	300 485	38 597	457 810
	HONG KONG	1 236	19 558	25 288	296 354
	KOREA, REPUBLIC OF	13 134	68 991	15 301	71 732
	TAIWAN	3 718	23 965	363	4 804
	CHINA	65 768	395 707	67 942	344 020
	THAILAND	0	0	222	3 635
	SINGAPORE	35 422	211 374	16 887	154 977
	VIET NAM	0	0	801	8 190
	INDONESIA	577	19 543	0	0
	SOUTH AFRICA	0	0	1 247	24 376
	AUSTRALIA	24	3 718	193	57 149
	UNITED STATES	86	4 530	97	5 036
	UNITED KINGDOM	1 076	56 714	13 458	417 861
	NETHERLANDS	83	3 451	8	781
	FRANCE	0	0	25	2 791
	GERMANY, FED. REP. OF	3 092	59 223	3 178	87 099
	BELGIUM	350	17 409	75	3 131
	SWITZERLAND	302	40 613	40	5 257
	SWEDEN	83	1 732	0	0
	ITALY	5	1 159	8	457
	SPAIN	0	0	27	1 580
	SUB TOTAL	**158 240**	**1 228 172**	**183 757**	**1 947 040 ***
3215119000	**PRINTING INKS OTHER THAN UV CURABLEINKS- BLACK**				
53321	JAPAN	2 835 869	63 263 381	2 524 240	68 745 170
	HONG KONG	29 306	430 626	20 654	351 417
	KOREA, REPUBLIC OF	71 407	1 576 323	92 135	1 888 883
	TAIWAN	23 690	231 217	6 176	85 511
	CHINA	693 466	2 608 447	688 026	2 577 494
	THAILAND	85 760	192 457	101 539	207 598
	SINGAPORE	482 852	9 246 821	279 095	6 558 158
	PHILIPPINES	677	27 038	2 477	15 461
	MALAYSIA	7 308	67 499	5 279	29 260
	BRUNEI DARUSSALAM	511	948	0	0
	VIET NAM	1 421	19 432	15 187	94 035
	INDIA	44 599	203 110	78 627	244 183
	INDONESIA	9 995	118 475	10 746	101 059
	SAUDI ARABIA	4	303	0	0
	ISRAEL	2 245	47 037	1 847	63 740
	UNITED ARAB EMIRATES	2	114	10	214
	SOUTH AFRICA	600	3 630	3 288	39 622
	AUSTRALIA	496	17 864	1 368	36 724
	NEW ZEALAND	1 600	1 988	7 400	9 516

http://www.bps.go.id

HS / SITC	COMMODITY DESCRIPTION / COUNTRY OF ORIGIN	JANUARY - DECEMBER 2015		JANUARY - DECEMBER 2016	
		NET WEIGHT (KG)	CIF VALUE (US$)	NET WEIGHT (KG)	CIF VALUE (US$)
	UNITED STATES	49 982	1 134 739	153 189	3 985 529
	CANADA	9	4 219	0	0
	PUERTO RICO	3 654	116 025	205	7 830
	UNITED KINGDOM	9 637	236 486	8 063	233 512
	NETHERLANDS	3 089	12 088	94	5 213
	FRANCE	221	13 855	397	17 320
	GERMANY, FED. REP. OF	41 762	190 962	42 452	200 567
	AUSTRIA	23	562	33	1 836
	BELGIUM	42	1 161	251	2 336
	SWITZERLAND	2 402	448 148	1 880	161 439
	SWEDEN	0	0	20	4 010
	ITALY	80 132	228 666	80 133	348 469
	SPAIN	4 173	36 379	16 123	64 317
	GREECE	0	0	468 110	3 566 725
	POLAND	0	0	40	139
	CZECH REPUBLIC	450	796	0	0
	SUB TOTAL	**4 487 384**	**80 480 796**	**4 609 084**	**89 647 287 ***
3215190000	**PRINTING INKS, OTHER THAN BLACK**				
53329	JAPAN	155 569	3 971 303	400 057	6 878 159
	HONG KONG	27 592	775 750	22 002	519 828
	KOREA, REPUBLIC OF	343 993	1 929 537	344 485	2 351 200
	TAIWAN	239 311	1 804 581	176 160	1 897 032
	CHINA	2 568 837	6 281 574	3 186 710	8 371 298
	MACAU	51	2 307	0	0
	THAILAND	273 322	2 412 267	248 941	2 552 985
	SINGAPORE	467 282	4 883 436	774 099	10 122 983
	PHILIPPINES	1	21	18 472	79 302
	MALAYSIA	1 074 900	6 732 511	807 128	5 158 139
	VIET NAM	78 875	427 673	96 108	608 991
	INDIA	1 372 017	3 853 509	1 647 368	4 218 128
	SRI LANKA	83	4 972	124	6 510
	INDONESIA	0	0	1 680	10 375
	ISRAEL	26 641	725 307	14 494	390 776
	TURKEY	1 065	6 548	3 190	14 462
	UNITED ARAB EMIRATES	0	0	112	1 642
	BENIN	0	0	3 320	10 780
	SOUTH AFRICA	7 004	71 094	19 661	231 502
	AUSTRALIA	16 025	48 196	137 418	406 675
	NEW ZEALAND	63 268	144 931	58 980	143 323
	UNITED STATES	101 211	1 413 911	152 647	2 922 125
	CANADA	127	2 256	64	1 325
	MEXICO	2 584	43 365	1 400	28 014
	PUERTO RICO	10 038	343 484	76	2 900
	UNITED KINGDOM	35 081	902 280	50 442	1 152 342
	NETHERLANDS	39 364	144 603	8 695	110 403
	FRANCE	4 092	95 125	581	36 706
	GERMANY, FED. REP. OF	240 983	3 869 315	266 880	2 802 425
	AUSTRIA	3	42	20	2 090
	BELGIUM	8 196	82 618	16 599	165 148
	SWITZERLAND	51 613	23 508 097	137 422	20 403 354
	DENMARK	0	0	14	230
	SWEDEN	2 704	55 116	16 755	220 682
	FINLAND	268	11 811	0	0
	ITALY	292 690	2 837 052	478 629	3 978 482
	SPAIN	28 569	162 120	98 035	488 611
	PORTUGAL	30 400	74 480	0	0
	GREECE	0	0	122 304	877 363
	HUNGARY	20	226	0	0
	POLAND	0	0	490	3 106
	BULGARIA	3	88	0	0
	GEORGIA	0	0	12	12
	CZECH REPUBLIC	0	0	900	7 234
	SUB TOTAL	**7 563 782**	**67 621 506**	**9 312 474**	**77 176 642 ***
3215901000	**CARBON MASS FOR ONE TIME CARBON PAPER**				
89591	JAPAN	232	4 257	65	300
	HONG KONG	1	5	31 938	34 188
	KOREA, REPUBLIC OF	33	8 870	111	1 536
	TAIWAN	68	1 864	66	460
	CHINA	0	0	56 553	84 494

http://www.bps.go.id

HS / SITC	COMMODITY DESCRIPTION / COUNTRY OF ORIGIN	JANUARY - DECEMBER 2015		JANUARY - DECEMBER 2016	
		NET WEIGHT (KG)	CIF VALUE (US$)	NET WEIGHT (KG)	CIF VALUE (US$)
	THAILAND	16 884	31 911	0	0
	SINGAPORE	2	815	20 634	21 515
	VIET NAM	0	0	1	1
	INDIA	0	0	19	258
	AUSTRALIA	65	12 652	0	0
	UNITED STATES	73	5 261	55	2 793
	UNITED KINGDOM	0	0	50	3 433
	FRANCE	0	0	3 613	10 949
	GERMANY, FED. REP. OF	193	9 558	170	16 930
	ITALY	37	3 023	250	6 726
	SUB TOTAL	**17 588**	**78 216**	**113 525**	**183 583 ***
3215906000	**DRAWING INK AND WRITING INK**				
89591	JAPAN	72 742	726 887	305 281	826 082
	HONG KONG	84	1 241	16	1 700
	KOREA, REPUBLIC OF	63 988	649 383	98 317	862 215
	TAIWAN	6 538	75 453	7 917	84 745
	CHINA	17 153	92 813	129 160	234 876
	THAILAND	1	30	0	0
	SINGAPORE	67 371	1 436 258	10 454	286 309
	MALAYSIA	9	856	435	16 766
	VIET NAM	253	573	0	0
	INDIA	154 704	911 816	110 757	854 329
	SRI LANKA	45	2 743	19	1 973
	AUSTRALIA	0	0	20	3 359
	UNITED STATES	3 708	43 628	4 187	59 414
	UNITED KINGDOM	0	0	745	20 277
	FRANCE	6	675	154	11 182
	GERMANY, FED. REP. OF	3 064	44 515	3 562	121 195
	BELGIUM	0	0	13	100
	SWITZERLAND	39	10 951	1 677	3 159
	SWEDEN	301	13 042	0	0
	ITALY	0	0	235	51 538
	SPAIN	0	0	136	4 134
	SUB TOTAL	**390 006**	**4 010 864**	**673 085**	**3 443 353 ***
3215907000	**INK OF A KIND SUITABLE FOR USE WITHDUPLICATING MACHINES OF HEADING 84.72**				
89591	JAPAN	841	11 012	697	10 765
	HONG KONG	0	0	24	108
	KOREA, REPUBLIC OF	127	883	0	0
	CHINA	96 018	165 434	115 312	208 314
	THAILAND	50	933	0	0
	SINGAPORE	52	5 902	3 046	79 953
	MALAYSIA	561	2 108	1 483	3 523
	UNITED STATES	2	904	70	2 559
	MEXICO	0	0	602	1 338
	NETHERLANDS	0	0	11	25
	GERMANY, FED. REP. OF	56	5 914	35	1 657
	SWITZERLAND	0	0	153	345
	ITALY	43	725	0	0
	SUB TOTAL	**97 750**	**193 815**	**121 433**	**308 587 ***
3215909000	**OTH INK OF A KIND SUITABLE FOR USE WITHDUPLICATING MACHINES OF HEADING 84.72**				
89591	JAPAN	598 978	4 861 053	279 723	3 436 043
	HONG KONG	91 278	1 021 098	95 619	1 083 846
	KOREA, REPUBLIC OF	192 945	1 436 465	98 747	877 144
	TAIWAN	33 068	77 111	17 619	36 242
	CHINA	285 287	781 621	381 269	1 265 145
	THAILAND	1 269	6 660	1	86
	SINGAPORE	84 421	441 197	72 419	230 690
	PHILIPPINES	0	0	581	18 860
	MALAYSIA	1 384	9 579	21 281	83 824
	VIET NAM	2 785	23 900	4 055	47 818
	INDIA	4 162	17 516	4 702	42 229
	SRI LANKA	48	2 076	17	831
	INDONESIA	289	3 344	0	0
	ISRAEL	269	7 301	274	8 924
	TURKEY	0	0	16	202
	UNITED ARAB EMIRATES	0	0	134	5 148
	SOUTH AFRICA	39 526	361 564	53 911	461 436

http://www.bps.go.id

HS / SITC	COMMODITY DESCRIPTION / COUNTRY OF ORIGIN	JANUARY - DECEMBER 2015		JANUARY - DECEMBER 2016	
		NET WEIGHT (KG)	CIF VALUE (US$)	NET WEIGHT (KG)	CIF VALUE (US$)
	AUSTRALIA	124	2 709	0	0
	UNITED STATES	3 628	161 716	2 558	70 224
	CANADA	8	46	0	0
	UNITED KINGDOM	1 546	55 866	727	25 033
	NETHERLANDS	5	55	0	0
	FRANCE	1	27	4	262
	GERMANY, FED. REP. OF	19 011	392 910	14 332	425 706
	AUSTRIA	1 910	21 451	6 147	95 624
	BELGIUM	184	1 133	134	1 334
	FINLAND	0	0	721	19 697
	ITALY	2 119	7 747	4 821	12 541
	SPAIN	9	62	3	64
	SUB TOTAL	**1 364 254**	**9 694 207**	**1 059 815**	**8 248 953 ***
3301120000	**ESSENTIAL OILS OF CITRUS OF ORANGE**				
55131	JAPAN	2 381	65 424	3 869	65 670
	HONG KONG	51	1 264	0	0
	KOREA, REPUBLIC OF	7	531	16	205
	CHINA	12 079	248 499	9 634	179 634
	THAILAND	0	0	2	75
	SINGAPORE	23 320	282 041	21 895	314 157
	PHILIPPINES	0	0	1	146
	INDIA	25	17 431	1	253
	ISRAEL	0	0	8	1 100
	SOUTH AFRICA	1 260	43 164	540	17 010
	AUSTRALIA	28	577	194	4 898
	UNITED STATES	206 047	2 028 341	353 395	3 763 958
	CANADA	60	3 444	0	0
	MEXICO	1	563	13 845	81 182
	BRAZIL	342 895	1 753 000	459 599	3 085 825
	UNITED KINGDOM	5 720	86 904	4 911	77 484
	NETHERLANDS	941	59 261	1 612	100 271
	FRANCE	10 686	129 774	848	153 919
	GERMANY, FED. REP. OF	2 139	76 421	5 675	384 992
	BELGIUM	0	0	2	1 791
	SWITZERLAND	11 020	1 001 946	17 187	1 497 101
	IRELAND	4 712	123 104	17 127	270 236
	ITALY	17 357	148 772	23 779	266 067
	SPAIN	514	7 241	1 052	14 202
	SUB TOTAL	**641 243**	**6 077 702**	**935 192**	**10 280 176 ***
3301130000	**ESSENTIAL OILS OF CITRUS OF LEMON**				
55131	JAPAN	560	39 171	365	17 093
	HONG KONG	360	10 620	360	9 828
	CHINA	320	17 093	102	12 604
	SINGAPORE	53	1 560	6	142
	INDIA	0	0	5	64
	SOUTH AFRICA	40	4 251	20	2 219
	AUSTRALIA	11	452	52	1 484
	UNITED STATES	12 822	733 679	19 314	1 306 831
	ARGENTINA	0	0	6	1 950
	BRAZIL	440	26 715	515	32 298
	UNITED KINGDOM	5 413	94 232	8 441	140 205
	FRANCE	0	0	1	105
	GERMANY, FED. REP. OF	38	5 744	276	35 932
	BELGIUM	2	72	2	444
	SWITZERLAND	853	185 289	1 548	340 312
	IRELAND	0	0	434	144 420
	ITALY	40 753	1 564 527	50 301	1 736 331
	SPAIN	360	7 800	75	2 318
	SUB TOTAL	**62 025**	**2 691 205**	**81 823**	**3 784 580 ***
3301190000	**OTHER ESSENTIAL OILS OF CITRUS FRUIT**				
55131	JAPAN	1 208	50 144	10 472	261 251
	HONG KONG	0	0	735	34 775
	KOREA, REPUBLIC OF	842	41 627	123	8 023
	TAIWAN	712	1 660	1 316	5 000
	CHINA	32 304	85 829	39 312	78 375
	SINGAPORE	11 692	91 753	16 878	191 558
	MALAYSIA	100	3 595	100	3 595

http://www.bps.go.id

HS / SITC	COMMODITY DESCRIPTION / COUNTRY OF ORIGIN	JANUARY - DECEMBER 2015		JANUARY - DECEMBER 2016	
		NET WEIGHT (KG)	CIF VALUE (US$)	NET WEIGHT (KG)	CIF VALUE (US$)
	INDIA	131	59 186	1 616	50 383
	SOUTH AFRICA	0	0	1	5 800
	AUSTRALIA	311	14 876	1 415	31 241
	UNITED STATES	28 359	1 337 585	49 380	2 083 938
	MEXICO	65 899	2 347 785	63 883	2 305 708
	ARGENTINA	7	1 190	13	4 160
	BRAZIL	16 242	137 105	10 791	177 263
	PERU	50	1 561	10	364
	UNITED KINGDOM	11 370	460 580	14 680	619 962
	NETHERLANDS	5 553	74 795	0	0
	FRANCE	442	44 567	1 524	137 038
	GERMANY, FED. REP. OF	191	11 858	929	46 108
	BELGIUM	27 298	46 378	15 602	28 226
	SWITZERLAND	3 381	337 583	6 733	558 334
	MONACO	1 402	49 149	1 280	41 187
	IRELAND	8 799	908 740	0	0
	ITALY	10 019	385 767	22 863	654 714
	SPAIN	16 972	124 470	90 712	1 173 322
	BULGARIA	0	0	2	840
	SUB TOTAL	**243 284**	**6 617 783**	**350 370**	**8 501 165 ***
3301240000	**ESSENTIAL OILS - OF PEPPERMINT(MENTHA PIPERITA)**				
55132	JAPAN	3 661	147 237	670	40 194
	CHINA	265 508	3 485 287	512 994	6 018 527
	THAILAND	0	0	21	1 114
	SINGAPORE	14 014	181 504	12 685	154 445
	INDIA	21 346	315 731	16 687	417 233
	AUSTRALIA	31 044	432 746	14 103	310 784
	UNITED STATES	12 890	657 650	10 257	529 489
	MEXICO	0	0	5	1 921
	UNITED KINGDOM	481	21 919	1 095	39 668
	NETHERLANDS	5	665	0	0
	FRANCE	252	12 429	1 000	35 178
	GERMANY, FED. REP. OF	2 160	66 816	2 160	67 089
	SWITZERLAND	3 116	120 077	633	39 075
	SPAIN	230	3 643	0	0
	SUB TOTAL	**354 707**	**5 445 704**	**572 310**	**7 654 717 ***
3301250000	**ESSENTIAL OILS - OTH OF PEPPERMINT(MENTHA PIPERITA)**				
55132	JAPAN	60	3 180	0	0
	CHINA	24 276	266 554	7 011	184 736
	SINGAPORE	4 059	56 755	6 755	107 454
	INDIA	10 161	180 369	11 319	195 506
	MOROCCO	1	153	1	26
	AUSTRALIA	70	4 354	12 830	293 764
	UNITED STATES	9 540	507 658	6 057	372 879
	UNITED KINGDOM	820	17 030	355	8 681
	FRANCE	0	0	2	180
	BELGIUM	0	0	30	4 974
	SWITZERLAND	75	2 872	446	15 679
	SUB TOTAL	**49 062**	**1 038 925**	**44 806**	**1 183 879 ***
3301290010	**OTH ESSENTIAL OIL OF LEMON GRASS,CITRONELLA, NUTMEG, CINNAMON, GINGER, CA**				
55132	JAPAN	2	107	32	1 071
	TAIWAN	48	2 379	0	0
	CHINA	94 560	937 450	268 940	2 502 814
	THAILAND	0	0	545	17 447
	SINGAPORE	109	5 512	135	7 912
	MALAYSIA	1 016	11 370	0	0
	INDIA	223	10 721	6 987	193 437
	SRI LANKA	400	8 185	110	24 333
	INDONESIA	1	16	2	14
	AUSTRALIA	60	1 198	77	1 258
	UNITED STATES	60	4 100	247	9 957
	PARAGUAY	0	0	1	35
	UNITED KINGDOM	281	26 001	499	40 184
	FRANCE	10	1 358	252	38 749
	GERMANY, FED. REP. OF	0	0	540	13 470
	SWITZERLAND	0	0	1 042	78 918
	ITALY	0	0	140	2 324

http://www.bps.go.id

HS / SITC	COMMODITY DESCRIPTION / COUNTRY OF ORIGIN	JANUARY - DECEMBER 2015		JANUARY - DECEMBER 2016	
		NET WEIGHT (KG)	CIF VALUE (US$)	NET WEIGHT (KG)	CIF VALUE (US$)
	SPAIN	75	6 875	1	633
	BULGARIA	8	492	0	0
	SUB TOTAL	**96 853**	**1 015 764**	**279 550**	**2 932 556 ***
3301290020	**OTH ESSENTIAL OILS OF SANDALWOOD**				
55132	EGYPT	0	0	27	5 997
	AUSTRALIA	5	284	126	3 619
	UNITED STATES	0	0	1	1 669
	GERMANY, FED. REP. OF	1	116	0	0
	SUB TOTAL	**6**	**400**	**154**	**11 285 ***
3301290090	**OTH ESSENTIAL OILS-OTH THANPHARMACEUTICAL GRADE**				
55132	JAPAN	2 204	88 018	1 173	61 660
	HONG KONG	0	0	11 697	113 695
	KOREA, REPUBLIC OF	85	2 353	110	3 410
	TAIWAN	2	98	1	1
	CHINA	4 874 826	69 987 195	4 499 122	64 983 768
	PAPUA NEW GUINEA	6 300	63 190	0	0
	THAILAND	25	9 229	115	11 317
	SINGAPORE	2 552	50 532	19 646	396 964
	MALAYSIA	0	0	2 000	1 039
	INDIA	3 258	239 021	38 286	827 611
	SRI LANKA	41	2 340	430	13 926
	INDONESIA	7	112	21	294
	SAUDI ARABIA	0	0	7	56
	TURKEY	15	1 495	0	0
	EGYPT	228	38 698	267	33 607
	MOROCCO	1	20	151	7 552
	TUNISIA	3	575	76	4 190
	MADAGASCAR	320 816	3 910 553	465 012	5 625 148
	KENYA	306	4 216	1	364
	SOUTH AFRICA	71	15 465	107	24 354
	AUSTRALIA	2 294	117 873	3 963	158 576
	UNITED STATES	13 645	679 792	12 972	881 687
	CANADA	2	294	65	7 693
	MEXICO	84	7 830	25	3 641
	GUATEMALA	20	3 498	25	5 665
	BRAZIL	4	1 072	486	10 481
	PARAGUAY	1 600	41 855	882	27 063
	JAMAICA	0	0	20	4 649
	HAITI	1	9	2	110
	UNITED KINGDOM	2 007	192 822	1 093	114 772
	NETHERLANDS	1 021	71 804	4 318	319 049
	FRANCE	12 786	1 341 546	44 948	2 121 227
	GERMANY, FED. REP. OF	125	3 164	200	8 167
	AUSTRIA	1 240	106 176	1 559	125 625
	BELGIUM	94	13 203	28	31 946
	SWITZERLAND	355	57 113	1 810	261 404
	ITALY	1	243	255	72 194
	SPAIN	229	43 421	1 289	134 892
	HUNGARY	152	17 979	310	28 271
	BULGARIA	0	0	1	1 161
	ALBANIA	0	0	20	1 182
	RUSSIA FEDERATION	82	11 406	150	22 128
	SUB TOTAL	**5 246 482**	**77 124 210**	**5 112 643**	**76 450 539 ***
3301300000	**RESINOIDS**				
55133	JAPAN	0	0	82	1 829
	KOREA, REPUBLIC OF	0	0	500	7 073
	SINGAPORE	4	253	1	213
	INDIA	4 427	84 443	703	20 414
	SRI LANKA	0	0	20	1 339
	EGYPT	80	8 763	25	4 734
	AUSTRALIA	265	1 371	0	0
	UNITED STATES	521	23 550	475	26 935
	MEXICO	2	52	3	90
	UNITED KINGDOM	50	2 143	70	6 330
	NETHERLANDS	3	63	6	362
	FRANCE	562	27 489	2 244	192 000
	GERMANY, FED. REP. OF	0	0	25	1 213

http://www.bps.go.id

HS / SITC	COMMODITY DESCRIPTION / COUNTRY OF ORIGIN	JANUARY - DECEMBER 2015		JANUARY - DECEMBER 2016	
		NET WEIGHT (KG)	CIF VALUE (US$)	NET WEIGHT (KG)	CIF VALUE (US$)
	SWITZERLAND	4	47	20	20 949
	SPAIN	546	48 696	319	26 284
	SUB TOTAL	**6 464**	**196 870**	**4 493**	**309 765 ***
3301901000	**AQUEOUS DISTILLATES & SOLUTIONS OFESSENTIAL OILS SUITABLE FOR MEDIC USE**				
55135	JAPAN	0	0	4	1 489
	TAIWAN	0	0	262	9 970
	CHINA	190	4 465	380	7 790
	THAILAND	0	0	2	1 825
	SINGAPORE	57 600	864 000	0	0
	INDIA	8	429	190	4 128
	AUSTRALIA	275	19 812	265	15 145
	UNITED STATES	1 056	34 027	1 263	35 631
	UNITED KINGDOM	190	5 516	37	4 361
	GERMANY, FED. REP. OF	258	102 577	616	131 918
	ITALY	480	7 742	1 620	19 252
	SPAIN	0	0	6	253
	SUB TOTAL	**60 057**	**1 038 568**	**4 645**	**231 762 ***
3301909000	**OTH ESSENTIAL OILS (TERPENELESS OR NOT),INCL CONCRETES& ABSOLUTES; RESINOIDS**				
55135	JAPAN	1 905	53 454	1 979	573 368
	HONG KONG	8 175	320 032	28	124
	KOREA, REPUBLIC OF	213	3 641	300	2 474
	TAIWAN	2 090	2 634	276	2 730
	CHINA	113 007	1 782 160	61 643	1 453 949
	THAILAND	893	22 707	17	1 073
	SINGAPORE	32 535	500 195	25 674	270 125
	MALAYSIA	2 799	27 201	6 000	56 605
	VIET NAM	0	0	200	17 000
	INDIA	233 900	4 306 982	360 393	6 343 051
	SRI LANKA	2 500	250 400	3 000	191 271
	INDONESIA	375	37 540	180	17 717
	TURKEY	50	1 329	100	8 911
	UNITED ARAB EMIRATES	0	0	100	162 296
	EGYPT	1	12	1 260	75 572
	MOROCCO	6	682	0	0
	TUNISIA	0	0	200	11 211
	SOUTH AFRICA	41	3 395	819	18 777
	AUSTRALIA	3 896	121 804	3 064	118 577
	NEW ZEALAND	1 473	13 876	253	15 522
	UNITED STATES	156 894	1 384 010	203 269	1 861 772
	CANADA	50	5 442	10	1 120
	MEXICO	1 150	63 154	2 575	109 678
	GUATEMALA	100	14 480	0	0
	BRAZIL	100 045	515 396	110 860	571 100
	PARAGUAY	1 410	41 325	950	20 425
	HAITI	404	47 406	0	0
	UNITED KINGDOM	21 284	482 545	27 131	859 594
	NETHERLANDS	1 603	23 831	1 005	10 536
	FRANCE	54 752	1 954 714	97 709	1 628 820
	GERMANY, FED. REP. OF	13 061	176 283	27 450	459 356
	AUSTRIA	200	4 241	0	0
	BELGIUM	5 000	43 600	5 002	36 530
	SWITZERLAND	15 992	489 313	10 153	285 196
	DENMARK	2 415	167 415	4 168	336 760
	ITALY	21 155	460 850	18 040	386 242
	SPAIN	21 095	303 835	122 194	2 192 527
	HUNGARY	50	1 964	0	0
	BULGARIA	350	37 474	0	0
	SUB TOTAL	**820 869**	**13 665 322**	**1 096 002**	**18 100 009 ***
3302101000	**ODORIFEROUS ALCOHOLIC PREP FOR THEALCOHOL BEVERAGES, LIQUID FORM**				
55141	UNITED STATES	20	1 044	12	2 915
	FRANCE	2	769	0	0
	SUB TOTAL	**22**	**1 813**	**12**	**2 915 ***
3302109000	**OTH MIXED OF ODORIFEROUS OF A KIND USEDIN THE FOOD OR DRINK INDUSTRIES**				
55141	JAPAN	135 760	2 292 855	152 286	2 309 307
	HONG KONG	0	0	73	1 644

http://www.bps.go.id

HS / SITC	COMMODITY DESCRIPTION / COUNTRY OF ORIGIN	JANUARY - DECEMBER 2015		JANUARY - DECEMBER 2016	
		NET WEIGHT (KG)	CIF VALUE (US$)	NET WEIGHT (KG)	CIF VALUE (US$)
	CHINA	142 176	2 006 607	52 898	702 216
	THAILAND	700	10 422	1 081	16 858
	SINGAPORE	2 790 376	35 552 532	3 129 292	40 566 509
	PHILIPPINES	1 961	45 947	15 386	190 420
	MALAYSIA	10 027	107 096	3 060	107 645
	INDIA	43 612	625 188	44 668	506 806
	TURKEY	8 400	152 029	4 130	82 517
	SOUTH AFRICA	0	0	10	2 907
	AUSTRALIA	267 658	5 515 323	247 764	3 825 305
	NEW ZEALAND	28	1 985	0	0
	UNITED STATES	103 853	2 895 525	142 180	4 023 958
	CANADA	600	18 178	700	21 173
	MEXICO	26	3 642	221	1 395
	ARGENTINA	21	935	0	0
	BRAZIL	137 650	2 277 384	124 982	1 691 855
	UNITED KINGDOM	17 051	370 879	11 897	318 346
	NETHERLANDS	434 162	9 071 709	318 617	7 249 180
	FRANCE	5 661	248 978	5 267	712 568
	GERMANY, FED. REP. OF	111 922	1 355 895	148 334	2 234 489
	BELGIUM	0	0	159	2 327
	SWITZERLAND	530 149	11 212 830	231 718	5 856 756
	DENMARK	3 136	98 365	0	0
	ITALY	40	777	66	2 762
	SPAIN	0	0	5 680	289 665
	HUNGARY	106 061	2 055 314	111 430	2 075 611
	MALTA	0	0	2	16
	SUB TOTAL	**4 851 030**	**75 920 395**	**4 751 901**	**72 792 235 ***
3302900000	**OTH PREP BASED ON ODORIFEROUS SUBSTANCESFOR THE MANUFACTURE OF BEVERAGES**				
55149	JAPAN	461 721	10 021 416	590 641	18 523 148
	HONG KONG	306 036	5 509 820	321 617	6 490 451
	KOREA, REPUBLIC OF	33 107	612 308	40 882	1 428 551
	TAIWAN	31 892	223 866	5 552	344 213
	CHINA	1 628 381	18 590 297	1 768 046	18 756 496
	THAILAND	122 777	2 292 296	128 255	2 427 375
	SINGAPORE	10 480 670	158 112 724	11 488 070	174 427 117
	PHILIPPINES	5 110	117 006	33 915	706 837
	MALAYSIA	98 004	813 308	91 884	777 074
	VIET NAM	3 001	84 646	40	235
	INDIA	990 315	17 295 635	876 774	17 854 563
	PAKISTAN	0	0	13 251	498 051
	SRI LANKA	800	3 180	1 600	7 968
	INDONESIA	1 000	10 055	200	548
	TURKEY	2	870	7	1 457
	EGYPT	30	3 200	0	0
	MOROCCO	0	0	11	5 550
	SAO TOME AND PRINCIPE	0	0	4	1 185
	SOUTH AFRICA	75	1 662	100	1 449
	AUSTRALIA	103 286	1 328 011	112 617	1 660 724
	NEW ZEALAND	4 747	44 440	10 082	92 619
	UNITED STATES	1 293 254	23 488 804	1 536 866	23 785 248
	CANADA	1 380	19 760	2 039	25 425
	MEXICO	192	15 901	952	92 799
	PANAMA	588	25 348	0	0
	ARGENTINA	1	414	8	2 133
	BRAZIL	2 859	29 902	1 371	23 340
	UNITED KINGDOM	612 088	12 492 137	713 724	15 930 387
	NETHERLANDS	437 965	3 784 328	506 712	5 293 631
	FRANCE	892 134	19 195 562	1 180 683	18 679 022
	GERMANY, FED. REP. OF	419 581	11 146 632	288 424	7 542 085
	AUSTRIA	88	7 298	99	12 444
	BELGIUM	11 728	126 799	13 040	107 994
	SWITZERLAND	541 941	15 594 369	545 965	18 048 465
	DENMARK	567	13 097	4 573	183 738
	NORWAY	1 360	37 239	700	18 820
	IRELAND	775 752	8 694 421	908 709	10 284 701
	ITALY	24 233	438 927	14 953	359 123
	SPAIN	491 619	8 123 615	517 399	7 973 920
	GREECE	55	1 401	9 571	66 918
	HUNGARY	136	1 965	4	151
	POLAND	0	0	3	557
	ROMANIA	0	0	180	7 610

http://www.bps.go.id

HS / SITC	COMMODITY DESCRIPTION / COUNTRY OF ORIGIN	JANUARY - DECEMBER 2015		JANUARY - DECEMBER 2016	
		NET WEIGHT (KG)	CIF VALUE (US$)	NET WEIGHT (KG)	CIF VALUE (US$)
	BULGARIA	5	1 034	0	0
	SLOVENIA	530	28 422	1 330	57 847
	SUB TOTAL	**19 779 010**	**318 332 115**	**21 730 853**	**352 501 969 ***
3303000000	**PERFUMES & TOILET WATERS**				
55310	JAPAN	2	6	296	15 584
	HONG KONG	513	27 622	3 450	200 195
	KOREA, REPUBLIC OF	2 626	81 991	2 178	47 367
	CHINA	229	8 727	3 841	48 789
	THAILAND	82	1 600	29	243
	SINGAPORE	7 102	142 797	3 909	42 353
	PHILIPPINES	152 248	426 448	231 034	797 574
	MALAYSIA	5 074	40 240	64 439	301 342
	MYANMAR	138	2 401	0	0
	INDIA	0	0	77 323	773 351
	INDONESIA	1 381	10 811	816	8 105
	TURKEY	0	0	26	686
	UNITED ARAB EMIRATES	0	0	6	209
	BAHRAIN	44	241	0	0
	AUSTRALIA	0	0	22	624
	UNITED STATES	78 097	4 073 530	138 986	7 822 605
	CANADA	0	0	19	766
	MEXICO	7 053	70 610	39 223	471 811
	UNITED KINGDOM	288 691	16 115 527	413 138	20 875 260
	NETHERLANDS	0	0	8	149
	FRANCE	1 024 476	44 875 188	1 096 424	61 681 776
	GERMANY, FED. REP. OF	13 879	1 008 111	28 318	1 884 066
	BELGIUM	14	1 084	7	407
	SWITZERLAND	35 540	3 179 526	60 227	5 389 823
	MONACO	0	0	10	452
	SWEDEN	468 601	5 433 515	329 698	4 336 003
	ITALY	142 366	9 259 316	137 658	8 089 296
	SPAIN	169 057	6 260 871	271 393	6 974 540
	POLAND	183 527	2 341 879	193 557	2 517 992
	CZECH REPUBLIC	1 200	73 064	0	0
	SERBIA	2	7	0	0
	SUB TOTAL	**2 581 942**	**93 435 112**	**3 096 035**	**122 281 368 ***
3304100000	**LIP MAKE-UP PREPARATIONS**				
55320	JAPAN	6 313	344 934	9 644	574 054
	HONG KONG	28	2 654	718	46 881
	KOREA, REPUBLIC OF	6 840	233 331	14 154	460 983
	TAIWAN	0	0	14 354	259 100
	CHINA	80 239	1 897 729	145 051	4 703 506
	THAILAND	11 057	663 383	14 850	802 041
	SINGAPORE	331	37 800	910	9 893
	PHILIPPINES	0	0	9	2 215
	MALAYSIA	12 055	491 092	11 895	557 006
	INDIA	4 300	235 056	6 022	439 464
	INDONESIA	582	5 531	299	1 689
	SAUDI ARABIA	0	0	3 134	210 268
	UNITED ARAB EMIRATES	0	0	2	224
	AUSTRALIA	0	0	165	2 300
	UNITED STATES	96 164	5 355 880	85 058	2 427 273
	CANADA	5 269	356 718	4 513	280 085
	MEXICO	4 509	49 310	32 578	398 494
	BRAZIL	0	0	1 754	45 718
	UNITED KINGDOM	32 800	694 427	19 817	313 070
	FRANCE	99 318	1 829 274	25 551	1 597 373
	GERMANY, FED. REP. OF	26 214	759 767	14 890	491 098
	BELGIUM	3 095	159 040	7 023	450 541
	SWITZERLAND	30 524	434 213	7 585	127 708
	IRELAND	5 117	259 812	3 972	185 772
	ITALY	28 865	1 169 486	19 707	840 345
	POLAND	66	4 962	128	7 185
	CZECH REPUBLIC	10	90	166	9 699
	RUSSIA FEDERATION	148 171	2 165 229	207 721	3 377 140
	SUB TOTAL	**601 867**	**17 149 718**	**651 670**	**18 621 125 ***
3304200000	**EYE MAKE-UP PREPARATIONS**				

http://www.bps.go.id

HS / SITC	COMMODITY DESCRIPTION / COUNTRY OF ORIGIN	JANUARY - DECEMBER 2015		JANUARY - DECEMBER 2016	
		NET WEIGHT (KG)	CIF VALUE (US$)	NET WEIGHT (KG)	CIF VALUE (US$)
55320	JAPAN	42 129	4 523 003	42 744	4 508 749
	HONG KONG	0	0	1 666	102 565
	KOREA, REPUBLIC OF	10 886	407 259	17 110	658 070
	TAIWAN	2 751	238 920	5 934	349 877
	CHINA	167 000	4 651 645	243 331	8 765 387
	THAILAND	9 787	1 161 482	21 438	1 902 624
	SINGAPORE	88	14 498	0	0
	MALAYSIA	9 009	282 042	8 408	204 763
	INDIA	166	411	8 108	458 524
	PAKISTAN	0	0	3 963	90 499
	INDONESIA	2	11	233	1 323
	SAUDI ARABIA	0	0	15	953
	UNITED STATES	38 066	2 400 210	38 692	1 413 158
	CANADA	3 218	200 886	5 142	272 134
	MEXICO	699	7 077	24 417	292 583
	BRAZIL	786	16 723	10 281	252 787
	DOMINICA	0	0	49	1 461
	UNITED KINGDOM	45 799	982 972	12 252	629 392
	FRANCE	61 095	2 123 671	35 856	1 754 627
	GERMANY, FED. REP. OF	58 642	1 393 950	51 926	2 451 571
	AUSTRIA	0	0	699	51 704
	BELGIUM	1 315	130 291	2 892	123 257
	SWITZERLAND	17 218	343 963	9 809	493 630
	LUXEMBOURG	1	36	43	1 363
	IRELAND	1 834	94 546	1 132	54 395
	ITALY	14 218	640 477	23 220	670 238
	SPAIN	0	0	44	3 280
	POLAND	38 687	406 771	59 552	835 547
	BULGARIA	54	8 158	0	0
	CZECH REPUBLIC	9 072	435 975	15 739	1 053 881
	SUB TOTAL	**532 522**	**20 464 977**	**644 695**	**27 398 342 ***
3304300000	**MANICURE OR PEDICURE PREPARATIONS**				
55320	JAPAN	254	12 557	775	27 520
	HONG KONG	28	1 584	356	18 994
	KOREA, REPUBLIC OF	1 091	25 916	1 217	32 130
	TAIWAN	0	0	24	164
	CHINA	19 885	62 014	21 196	52 764
	THAILAND	3 268	140 641	3 665	183 310
	MALAYSIA	7 486	40 588	6 998	41 932
	INDIA	40 886	415 825	58 238	464 787
	INDONESIA	36	336	3	8
	TURKEY	0	0	9	1
	AUSTRALIA	943	13 919	1 076	13 274
	NEW ZEALAND	0	0	23	979
	UNITED STATES	8 329	157 704	13 150	275 272
	CANADA	1	5	0	0
	MEXICO	6 228	58 785	17 603	148 419
	UNITED KINGDOM	17 130	505 837	16 822	363 220
	FRANCE	90 565	890 472	39 758	603 273
	GERMANY, FED. REP. OF	416	14 633	2 204	179 581
	BELGIUM	10	406	437	9 628
	SWITZERLAND	440	22 228	17	494
	LUXEMBOURG	42	1 067	42	732
	IRELAND	0	0	12	712
	SPAIN	70	3 037	147	3 987
	POLAND	64 474	543 051	45 053	385 747
	SUB TOTAL	**261 582**	**2 910 605**	**228 825**	**2 806 928 ***
3304910000	**BEAUTY OR MAKE UP PREPARATIONS POWDERS,WHETHER OR NOT COMPRESSED**				
55320	JAPAN	27 953	1 451 045	26 492	1 624 194
	HONG KONG	0	0	270	14 580
	KOREA, REPUBLIC OF	8 456	279 828	9 425	299 687
	TAIWAN	443	17 467	1 085	44 168
	CHINA	119 579	2 753 492	35 957	1 052 751
	THAILAND	526 927	2 045 252	443 199	2 125 271
	SINGAPORE	0	0	1 012	16 750
	PHILIPPINES	83 975	186 585	55 362	133 926
	MALAYSIA	124 477	1 086 549	137 679	1 120 884
	INDIA	20 427	261 400	30 422	805 288
	INDONESIA	32	309	266	1 509

http://www.bps.go.id

HS / SITC	COMMODITY DESCRIPTION / COUNTRY OF ORIGIN	JANUARY - DECEMBER 2015		JANUARY - DECEMBER 2016	
		NET WEIGHT (KG)	CIF VALUE (US$)	NET WEIGHT (KG)	CIF VALUE (US$)
	AUSTRALIA	166	2 029	0	0
	UNITED STATES	32 492	1 378 549	55 490	1 530 993
	CANADA	1 202	85 814	1 962	124 182
	MEXICO	4 455	41 805	14 786	194 829
	UNITED KINGDOM	9 165	112 601	26 882	315 696
	FRANCE	13 515	860 783	13 503	1 074 275
	GERMANY, FED. REP. OF	486	24 724	1 708	81 022
	BELGIUM	14	757	456	10 358
	SWITZERLAND	101	10 283	214	15 570
	IRELAND	1 404	73 519	1 217	57 659
	ITALY	118 155	2 287 467	116 913	2 095 489
	SPAIN	0	0	17	634
	POLAND	284	3 875	0	0
	SUB TOTAL	**1 093 708**	**12 964 133**	**974 317**	**12 739 715 ***
3304992000	**ANTI-ACNE CREAMS**				
55320	JAPAN	2	350	0	0
	KOREA, REPUBLIC OF	0	0	636	27 358
	THAILAND	4 190	59 095	4 881	21 374
	SINGAPORE	0	0	14	139
	UNITED STATES	2 811	110 689	2 925	80 888
	CANADA	0	0	11	1 685
	FRANCE	7	302	0	0
	GERMANY, FED. REP. OF	66	2 352	115	3 332
	SWITZERLAND	0	0	24	564
	SUB TOTAL	**7 076**	**172 788**	**8 606**	**135 340 ***
3304993000	**OTH FACE OR SKIN CREAMS & LOTIONS**				
55320	JAPAN	91 113	11 232 657	106 309	10 471 034
	HONG KONG	1 785	109 893	9 236	215 152
	KOREA, REPUBLIC OF	88 191	2 103 538	125 292	3 077 663
	TAIWAN	37 556	2 128 513	28 449	1 677 942
	CHINA	35 914	388 575	57 205	1 314 360
	THAILAND	2 036 005	13 599 844	1 575 950	10 823 736
	SINGAPORE	2 635	201 603	10 003	634 790
	PHILIPPINES	25 470	408 904	27 160	368 142
	MALAYSIA	1 575 256	4 045 076	1 455 947	4 317 061
	VIET NAM	39	2 918	12	1 589
	INDIA	64 091	473 452	177 984	851 645
	INDONESIA	418	4 022	45	251
	TURKEY	0	0	833	4 281
	UNITED ARAB EMIRATES	0	0	7 243	29 873
	SOUTH AFRICA	2 371	102 058	1 058	67 295
	AUSTRALIA	165 947	904 742	155 232	649 298
	NEW ZEALAND	104	2 081	125	5 202
	UNITED STATES	245 228	8 822 136	287 220	10 087 318
	CANADA	17 184	414 612	27 479	657 231
	MEXICO	36 551	423 214	203 956	2 562 247
	UNITED KINGDOM	224 795	10 080 163	295 830	10 124 560
	NETHERLANDS	0	0	7	267
	FRANCE	2 791 923	10 847 982	206 298	8 688 344
	GERMANY, FED. REP. OF	9 392	213 279	40 231	318 874
	BELGIUM	8 781	718 588	8 671	635 372
	SWITZERLAND	6 166	260 755	25 223	2 482 435
	LUXEMBOURG	0	0	1	30
	MONACO	0	0	116	15 943
	SWEDEN	0	0	143	16 501
	IRELAND	20 984	376 963	22 675	520 671
	ITALY	14 101	351 026	5 463	375 348
	SPAIN	6 410	52 076	3 668	106 804
	POLAND	694 364	5 098 948	459 706	3 517 977
	BULGARIA	0	0	3	189
	CROATIA	0	0	1 885	11 700
	CZECH REPUBLIC	0	0	2 075	23 084
	RUSSIA FEDERATION	132	961	0	0
	SUB TOTAL	**8 202 906**	**73 368 579**	**5 328 733**	**74 654 209 ***
3304999000	**OTH THAN ANTI-ACNE CREAMS AND OTH FACEOR SKIN CREAMS & LOTIONS**				
55320	JAPAN	48 726	7 015 806	73 227	9 244 514
	HONG KONG	497	26 956	22 270	227 892

http://www.bps.go.id

HS / SITC	COMMODITY DESCRIPTION / COUNTRY OF ORIGIN	JANUARY - DECEMBER 2015		JANUARY - DECEMBER 2016	
		NET WEIGHT (KG)	CIF VALUE (US$)	NET WEIGHT (KG)	CIF VALUE (US$)
	KOREA, REPUBLIC OF	56 859	730 926	80 808	1 391 542
	TAIWAN	3 607	104 641	9 013	263 162
	CHINA	46 689	501 651	159 847	1 267 842
	THAILAND	146 104	1 539 696	130 192	1 695 435
	SINGAPORE	3 151	727 288	4 701	145 886
	PHILIPPINES	5 161	100 650	11 010	211 614
	MALAYSIA	26 779	838 958	63 797	412 148
	VIET NAM	254	7 424	573	26 197
	INDIA	95 249	904 005	77 017	700 966
	SRI LANKA	0	0	2	105
	INDONESIA	421	3 366	14	81
	ISRAEL	0	0	11 201	6 807
	JORDAN	0	0	10	129
	TURKEY	0	0	50	546
	BAHRAIN	2	12	0	0
	CYPRUS	0	0	1 410	41 262
	SOUTH AFRICA	41 434	937 200	38 892	878 407
	AUSTRALIA	1 266	34 979	809	35 665
	NEW ZEALAND	150	3 258	43	2 000
	UNITED STATES	223 048	7 460 912	258 208	7 146 858
	CANADA	4 288	144 846	9 864	245 197
	MEXICO	55 641	642 055	323 807	3 429 957
	BRAZIL	0	0	4	604
	UNITED KINGDOM	85 856	2 396 065	152 266	2 636 909
	NETHERLANDS	0	0	3	215
	FRANCE	2 058 494	4 499 736	198 006	5 145 259
	GERMANY, FED. REP. OF	12 795	939 040	15 727	574 745
	BELGIUM	1 319	68 714	1 193	75 457
	SWITZERLAND	1 117	66 485	3 894	335 071
	SWEDEN	25 757	229 154	23 035	177 573
	FINLAND	12	1 209	0	0
	IRELAND	54	2 765	22	1 039
	ITALY	18 541	508 729	25 306	1 695 299
	SPAIN	4 846	67 912	7 386	104 831
	POLAND	56 779	583 043	88 719	1 013 084
	CZECH REPUBLIC	2	232	0	0
	SUB TOTAL	**3 024 898**	**31 087 713**	**1 792 326**	**39 134 298 ***
3305101000	**HAVING ANTI-FUNGAI SHAMPOO**				
55330	CHINA	3 048	31 173	53	364
	THAILAND	9 269 073	28 123 950	10 015 951	38 220 173
	SINGAPORE	0	0	1 028	2 628
	MALAYSIA	0	0	1 373	6 107
	VIET NAM	2 917	5 148	8 620	16 994
	INDIA	2 129	4 897	4 313	13 675
	INDONESIA	32	307	0	0
	AUSTRALIA	3 417	4 794	1 849	3 454
	NEW ZEALAND	256	1 619	0	0
	UNITED STATES	3 833	97 243	3 665	54 824
	UNITED KINGDOM	2 703	48 593	2 424	50 222
	FRANCE	140	3 758	133	3 772
	GERMANY, FED. REP. OF	540	9 065	153	1 336
	SWEDEN	11 604	99 576	15 427	127 966
	ITALY	31	543	105	1 146
	SPAIN	3 129	25 166	2 769	17 556
	SUB TOTAL	**9 302 852**	**28 455 832**	**10 057 863**	**38 520 217 ***
3305109000	**OTH HAVING ANTI-FUNGAI SHAMPOO**				
55330	JAPAN	18 581	237 017	12 608	156 234
	HONG KONG	131	6 667	84	4 230
	KOREA, REPUBLIC OF	16 317	142 833	89 739	644 252
	TAIWAN	699	9 873	0	0
	CHINA	80 699	534 803	45 979	176 946
	THAILAND	21 392 783	61 957 056	11 950 087	42 832 245
	SINGAPORE	2 374	3 689	64	911
	PHILIPPINES	0	0	477	2 029
	MALAYSIA	580 913	1 229 437	662 434	1 633 077
	VIET NAM	17 493	31 076	8 920	18 198
	INDIA	25 819	87 176	19 181	66 962
	INDONESIA	17	165	0	0
	TURKEY	0	0	3 929	20 013

http://www.bps.go.id

HS / SITC	COMMODITY DESCRIPTION / COUNTRY OF ORIGIN	JANUARY - DECEMBER 2015		JANUARY - DECEMBER 2016	
		NET WEIGHT (KG)	CIF VALUE (US$)	NET WEIGHT (KG)	CIF VALUE (US$)
	MOROCCO	0	0	160	5 574
	AUSTRALIA	10 712	18 114	217	2 441
	NEW ZEALAND	822	5 196	650	3 767
	UNITED STATES	63 485	818 044	76 003	904 593
	UNITED KINGDOM	3 899	103 926	7 297	138 153
	NETHERLANDS	230	1 725	6 205	37 068
	FRANCE	340 468	254 011	15 968	351 011
	GERMANY, FED. REP. OF	6 248	99 164	1 342	11 967
	DENMARK	94	651	0	0
	SWEDEN	26 798	253 026	29 390	225 702
	ITALY	2 254	37 145	2 555	38 057
	SPAIN	53 803	427 105	57 408	412 788
	POLAND	7 457	63 429	17 719	158 756
	CZECH REPUBLIC	0	0	2 075	23 084
	SUB TOTAL	**22 652 096**	**66 321 328**	**13 010 491**	**47 868 058 ***
3305200000	**PREPARATIONS FOR PERMANENT WAVING ORSTRAIGTENING**				
55330	JAPAN	2 416	38 309	1 745	25 464
	KOREA, REPUBLIC OF	751	5 400	2 543	6 750
	CHINA	484 966	2 031 689	468 742	1 989 343
	THAILAND	14 809	79 347	8 069	45 875
	SINGAPORE	0	0	10	146
	UNITED STATES	35	1 488	513	5 557
	NETHERLANDS	84	574	0	0
	FRANCE	3	63	0	0
	GERMANY, FED. REP. OF	13	287	453	2 650
	SUB TOTAL	**503 077**	**2 157 157**	**482 075**	**2 075 785 ***
3305300000	**HAIR LACQUERS**				
55330	JAPAN	30	736	684	11 736
	AUSTRALIA	11 716	56 200	27 466	114 094
	UNITED STATES	1 261	26 751	5 623	43 854
	UNITED KINGDOM	94	3 966	0	0
	NETHERLANDS	782	5 258	0	0
	FRANCE	3 914	34 628	2 180	18 761
	GERMANY, FED. REP. OF	825	16 928	79	987
	SPAIN	890	8 160	2 594	21 936
	POLAND	4 106	36 850	1 056	14 013
	SUB TOTAL	**23 618**	**189 477**	**39 682**	**225 381 ***
3305900000	**OTHERS PREPARATIONS FOR USE ON THE HAIR**				
55330	JAPAN	115 955	1 406 858	68 866	899 284
	HONG KONG	0	0	662	22 236
	KOREA, REPUBLIC OF	15 109	211 643	44 224	339 115
	TAIWAN	514	8 042	0	0
	CHINA	2 616 284	9 439 221	4 295 553	10 078 867
	THAILAND	2 933 834	10 239 429	2 994 535	11 789 632
	SINGAPORE	63 361	227 408	8 549	35 184
	MALAYSIA	17 056	192 754	23 831	112 149
	VIET NAM	284	636	0	0
	INDIA	581 572	3 265 685	743 126	3 975 571
	PAKISTAN	0	0	1 327	30 000
	INDONESIA	22	199	2 045	22 022
	TURKEY	0	0	1 468	7 540
	AUSTRALIA	20 460	140 827	6 555	65 323
	UNITED STATES	104 505	951 359	198 804	1 562 466
	MEXICO	0	0	20 977	213 643
	UNITED KINGDOM	4 526	123 950	9 783	161 159
	NETHERLANDS	1 416	10 698	31 961	185 833
	FRANCE	122 736	486 580	12 712	340 341
	GERMANY, FED. REP. OF	16 759	157 739	28 507	199 573
	BELGIUM	0	0	38	659
	SWITZERLAND	0	0	18	514
	SWEDEN	8 081	79 834	0	0
	ITALY	112 375	1 108 577	206 485	1 425 531
	SPAIN	229 967	2 041 464	253 683	1 992 525
	POLAND	38 658	384 571	50 152	495 861
	SUB TOTAL	**7 003 474**	**30 477 474**	**9 003 861**	**33 955 028 ***

http://www.bps.go.id

HS / SITC	COMMODITY DESCRIPTION / COUNTRY OF ORIGIN	JANUARY - DECEMBER 2015		JANUARY - DECEMBER 2016	
		NET WEIGHT (KG)	CIF VALUE (US$)	NET WEIGHT (KG)	CIF VALUE (US$)
3306101000	**PROPHYLACTIC PASTES & POWDERS**				
55340	TAIWAN	0	0	817	2 911
	CHINA	600 129	1 479 425	837 688	1 789 215
	THAILAND	2 468 527	14 360 736	1 673 090	9 835 908
	SINGAPORE	1 392	10 946	1 288	28 503
	MALAYSIA	69 779	385 734	54 615	258 666
	VIET NAM	4 536	8 629	85 365	135 976
	INDIA	33 677	181 080	14 289	86 665
	AUSTRALIA	737	6 406	229	2 545
	UNITED STATES	35 757	577 383	54 339	840 382
	UNITED KINGDOM	567 998	3 640 702	280 353	1 928 542
	GERMANY, FED. REP. OF	1 250	16 791	1 632	31 772
	ITALY	2 678	45 359	2 217	28 549
	SPAIN	0	0	357	2 792
	POLAND	0	0	4 391	26 715
	SLOVAKIA	24 325	161 000	6 086	53 013
	SUB TOTAL	**3 810 785**	**20 874 191**	**3 016 756**	**15 052 154 ***
3306109000	**OTH PROPHYLACTIC PASTES & POWDERS**				
55340	HONG KONG	0	0	19	107
	KOREA, REPUBLIC OF	0	0	560	8 838
	CHINA	0	0	3	129
	THAILAND	0	0	2	50
	SINGAPORE	94	911	0	0
	AUSTRALIA	0	0	1	182
	UNITED STATES	0	0	17	982
	SUB TOTAL	**94**	**911**	**602**	**10 288 ***
3306200000	**YARN USED TO CLEAN BETWEEN THE TEETH(DENITAL-FLOSS)**				
55340	HONG KONG	11	3 804	2	1 059
	KOREA, REPUBLIC OF	1 324	8 697	2	404
	TAIWAN	10 552	72 921	3 459	36 170
	CHINA	463	12 915	3 863	47 833
	MALAYSIA	1 022	35 608	782	26 010
	UNITED ARAB EMIRATES	39	2 591	15	155
	UNITED STATES	121	4 114	3	127
	MEXICO	0	0	5 997	82 469
	UNITED KINGDOM	0	0	4	1 292
	NETHERLANDS	2	505	4	985
	GERMANY, FED. REP. OF	4	1 641	0	0
	IRELAND	5 302	121 429	134	3 408
	SUB TOTAL	**18 840**	**264 225**	**14 265**	**199 912 ***
3306900000	**OTH YARN USED TO CLEAN BETWEEN THE TEETH(DENITAL-FLOOS)**				
55340	KOREA, REPUBLIC OF	662	5 407	0	0
	TAIWAN	0	0	4	341
	THAILAND	2 773 721	4 904 828	2 197 474	4 051 289
	SINGAPORE	2 076	17 913	42	448
	PHILIPPINES	0	0	78 713	265 440
	MALAYSIA	2 638	16 485	65 971	116 261
	UNITED STATES	21 357	212 767	16 236	169 045
	COLOMBIA	11 121	83 501	11 068	36 816
	UNITED KINGDOM	54 646	130 409	77 910	151 000
	NETHERLANDS	0	0	296	16 821
	GERMANY, FED. REP. OF	34	2 153	0	0
	SWITZERLAND	0	0	146	42 052
	IRELAND	94 024	1 206 134	105 024	1 517 067
	SPAIN	100	6 686	895	6 995
	SUB TOTAL	**2 960 379**	**6 586 283**	**2 553 779**	**6 373 575 ***
3307100000	**PRE-SHAVE, SHAVING OR AFTER-SHAVEPREPARATIONS**				
55351	JAPAN	74	4 563	4	280
	KOREA, REPUBLIC OF	10	180	0	0
	CHINA	10 793	63 745	922	7 525
	THAILAND	61 701	253 055	93 657	596 597
	AUSTRALIA	15 308	91 663	10 609	99 693
	UNITED STATES	3 166	40 009	964	16 365
	UNITED KINGDOM	1 759	41 266	1 927	26 466
	NETHERLANDS	0	0	7	249

http://www.bps.go.id

HS / SITC	COMMODITY DESCRIPTION / COUNTRY OF ORIGIN	JANUARY - DECEMBER 2015		JANUARY - DECEMBER 2016	
		NET WEIGHT (KG)	CIF VALUE (US$)	NET WEIGHT (KG)	CIF VALUE (US$)
	FRANCE	2 397	47 865	1 615	75 823
	GERMANY, FED. REP. OF	13	349	6	130
	BELGIUM	3	159	0	0
	SWITZERLAND	26	1 490	9	824
	ITALY	5	285	0	0
	SPAIN	580	19 078	0	0
	POLAND	916	10 596	0	0
	SUB TOTAL	**96 751**	**574 303**	**109 720**	**823 952 ***
3307200000	**PERSONAL DEODORANTS & ANTIPERSPIRANTS**				
55352	JAPAN	0	0	688	15 773
	HONG KONG	2	26	0	0
	CHINA	38 403	70 831	4 330	54 230
	THAILAND	1 074 108	9 409 193	1 872 605	13 068 807
	SINGAPORE	7	319	3 314	25 296
	PHILIPPINES	573	10 464	234	2 669
	MALAYSIA	1 986	11 091	1	3
	INDIA	8 455	99 172	2 567	28 607
	TURKEY	0	0	18	2
	AUSTRALIA	731 684	7 808 019	726 255	6 375 538
	UNITED STATES	50 374	460 330	74 019	590 095
	CANADA	104	4 347	56	2 686
	UNITED KINGDOM	17 486	325 026	40 923	617 561
	FRANCE	53 915	78 479	4 372	167 402
	GERMANY, FED. REP. OF	19 207	36 374	1	9
	MONACO	0	0	19	1 293
	ITALY	7	540	1	36
	SPAIN	133 049	938 326	53 113	493 191
	PORTUGAL	14 642	102 246	21 109	166 025
	GREECE	351	9 199	0	0
	POLAND	257 650	1 871 453	239 545	1 912 592
	SUB TOTAL	**2 402 003**	**21 235 435**	**3 043 170**	**23 521 815 ***
3307300000	**PERFUMED BATH SALTS & OTH BATH PREP,DEODOR ROOM INCL PREP USED RELIGIOUS RIT**				
55353	JAPAN	0	0	2	446
	KOREA, REPUBLIC OF	8	450	187	5 108
	CHINA	571	6 658	28 836	126 945
	THAILAND	297	20 083	13	354
	MALAYSIA	0	0	67 303	105 548
	AUSTRALIA	1 296	1 813	0	0
	UNITED STATES	573	26 409	2 094	102 444
	UNITED KINGDOM	6 002	103 562	21 611	214 924
	FRANCE	2 137	38 531	2 546	34 875
	BELGIUM	0	0	24	2 682
	SWITZERLAND	0	0	6	592
	ITALY	286	3 380	604	8 005
	POLAND	1 419	14 657	6 496	48 263
	CROATIA	0	0	1 972	12 276
	CZECH REPUBLIC	0	0	4 150	46 168
	SUB TOTAL	**12 589**	**215 543**	**135 844**	**708 630 ***
3307411000	**SCANTED POWDERS (INCENSE) OF A KIND USEDDURING RELIGIOUS RITES**				
55354	TAIWAN	23 937	14 395	648	389
	CHINA	100 476	44 989	752 819	369 887
	MALAYSIA	6 769	11 102	21 681	26 843
	BHUTAN	0	0	103	1 069
	VIET NAM	0	0	37 541	31 908
	INDIA	0	0	97 538	141 729
	UNITED STATES	0	0	11	136
	SUB TOTAL	**131 182**	**70 486**	**910 341**	**571 961 ***
3307419000	**OTH SCANTED POWDER (INCEASE) OF A KINDUSED DURING RELIGIOUS RITES**				
55354	JAPAN	0	0	29	214
	HONG KONG	0	0	20 346	21 295
	TAIWAN	39 573	35 028	55 971	49 456
	CHINA	1 508 680	884 038	1 100 647	812 119
	THAILAND	410	7 927	8 995	10 154
	SINGAPORE	4 917	16 588	14 262	33 635
	MALAYSIA	410 906	494 072	501 296	390 931

http://www.bps.go.id

HS / SITC	COMMODITY DESCRIPTION / COUNTRY OF ORIGIN	JANUARY - DECEMBER 2015		JANUARY - DECEMBER 2016	
		NET WEIGHT (KG)	CIF VALUE (US$)	NET WEIGHT (KG)	CIF VALUE (US$)
	VIET NAM	219 219	171 873	145 763	115 472
	INDIA	343 474	480 859	696 101	977 472
	UNITED STATES	48	1 336	2	151
	SPAIN	91	1 881	178	4 795
	SUB TOTAL	**2 527 318**	**2 093 602**	**2 543 590**	**2 415 694 ***
3307491000	**ROOM PERFUMING PREPARATIONS, WHETHEROR NOT HAVING DISINFECTANT PROPERTIES**				
55354	JAPAN	1 848	6 552	0	0
	KOREA, REPUBLIC OF	9 600	43 669	3 912	17 027
	TAIWAN	224 650	4 622 963	167 393	3 265 592
	CHINA	71 163	1 260 081	28 264	268 670
	THAILAND	34 333	323 428	31 429	256 328
	SINGAPORE	11 151	90 252	0	0
	MALAYSIA	55 695	2 067 255	46 144	323 266
	UNITED STATES	20 008	174 966	18 201	318 877
	CANADA	602	10 043	0	0
	UNITED KINGDOM	3 989	80 555	7 079	77 521
	FRANCE	4 675	77 360	12 890	154 165
	ITALY	3	27	12	288
	SPAIN	68	1 888	3 366	26 841
	POLAND	0	0	221	5 493
	SUB TOTAL	**437 785**	**8 759 039**	**318 911**	**4 714 068 ***
3307499000	**OTH PREP FOR PERFUMING OR DEODOR ROOMS,INCL ODORIFEROUS PREPARAT USE RELIGIOUS**				
55354	HONG KONG	0	0	49	1 228
	KOREA, REPUBLIC OF	0	0	3 609	22 083
	TAIWAN	4 718	72 027	25 692	387 547
	CHINA	9 844	144 966	45 413	1 141 983
	THAILAND	64 899	771 144	81 882	960 644
	SINGAPORE	40	255	0	0
	MALAYSIA	0	0	23 887	1 812 966
	INDIA	3	4	0	0
	UNITED STATES	497 364	1 240 057	33 025	692 872
	CANADA	104	1 717	0	0
	UNITED KINGDOM	2 491	4 601	5 557	28 780
	FRANCE	1 897	25 206	80	961
	SPAIN	1 266	26 850	18 194	194 108
	SUB TOTAL	**582 626**	**2 286 827**	**237 388**	**5 243 172 ***
3307901000	**ANIMAL TOILET PREPARATIONS**				
55359	JAPAN	0	0	90	2 405
	KOREA, REPUBLIC OF	0	0	4 293	9 654
	TAIWAN	144	387	217	469
	CHINA	6 603	24 410	18 870	42 203
	THAILAND	6 060	11 734	1 945	4 023
	MALAYSIA	667	10 089	1 636	12 016
	INDONESIA	2	272	0	0
	AUSTRALIA	3 200	3 865	0	0
	UNITED STATES	18 709	94 143	68 343	262 464
	FRANCE	2 984	30 087	5 510	57 457
	SPAIN	0	0	5	876
	SUB TOTAL	**38 369**	**174 987**	**100 909**	**391 567 ***
3307903000	**PAPERS & TISSUES, IMPREGNATED OR COATEDWITH PERFUME OR COSMETICS**				
55359	JAPAN	44 312	1 126 983	37 685	1 047 307
	HONG KONG	1 178	68 757	716	73 909
	KOREA, REPUBLIC OF	10 814	279 504	28 240	625 810
	TAIWAN	15 178	36 054	1 560	14 736
	CHINA	2 186 067	4 701 893	407 597	1 101 866
	THAILAND	291 857	1 333 555	143 541	684 840
	SINGAPORE	77	2 630	2 060	34 379
	MALAYSIA	8 119	36 783	12 760	40 719
	VIET NAM	0	0	188	231 287
	SAUDI ARABIA	1 261	9 931	1 876	10 881
	TURKEY	185	288	389	644
	UNITED ARAB EMIRATES	1 983	3 459	1 728	3 187
	AUSTRALIA	21	193	35	209
	UNITED STATES	877	59 862	2 107	38 263
	UNITED KINGDOM	154	702	489	8 482

http://www.bpsbgo.id

HS / SITC	COMMODITY DESCRIPTION / COUNTRY OF ORIGIN	JANUARY - DECEMBER 2015		JANUARY - DECEMBER 2016	
		NET WEIGHT (KG)	CIF VALUE (US$)	NET WEIGHT (KG)	CIF VALUE (US$)
	FRANCE	2 610	47 845	1 486	24 594
	GERMANY, FED. REP. OF	0	0	377	3 338
	SWITZERLAND	10	732	598	24 295
	ITALY	1	1	0	0
	SPAIN	259	29 862	0	0
	POLAND	3 273	24 260	0	0
	SUB TOTAL	**2 568 236**	**7 763 294**	**643 432**	**3 968 746 ***
3307904000	**OTHER PERFUMERY OR COSMETICS, INCLUDINGDEPILETORLES**				
55359	HONG KONG	0	0	8	1 904
	THAILAND	181	4 759	3 580	14 403
	SINGAPORE	0	0	5	101
	MALAYSIA	0	0	38	1 480
	INDIA	80 204	492 667	35 980	200 148
	INDONESIA	370	6 760	0	0
	TURKEY	0	0	2	2
	AUSTRALIA	0	0	719	6 324
	UNITED STATES	84	1 473	1	108
	CANADA	6	783	0	0
	ITALY	0	0	459	4 312
	SPAIN	0	0	2 297	12 126
	SUB TOTAL	**80 845**	**506 442**	**43 089**	**240 908 ***
3307905000	**CONTACT LENS SOLUTION**				
55359	JAPAN	271	9 862	595	24 563
	KOREA, REPUBLIC OF	209 527	250 177	199 311	261 922
	CHINA	194 501	930 050	120 437	765 477
	SINGAPORE	76 282	115 691	142 759	309 334
	MALAYSIA	15 255	72 924	25 746	121 337
	INDIA	161 251	332 588	284 894	741 725
	UNITED STATES	100 648	584 335	123 045	536 911
	CANADA	1 806	14 100	2 657	15 975
	IRELAND	5 003	205 607	3 612	148 500
	ITALY	0	0	220	70 872
	SPAIN	29 242	222 901	100 640	334 558
	SUB TOTAL	**793 786**	**2 738 235**	**1 003 916**	**3 331 174 ***
3307909000	**OTH ANIMAL TOILET PREP, PAPER & TISSUEOTHER FERFUME OR COSM, CONT LENS SOLUTIO**				
55359	JAPAN	44	1 273	786	48 161
	HONG KONG	0	0	27	15 020
	KOREA, REPUBLIC OF	1 255	13 749	736	15 458
	TAIWAN	643	6 188	2 981	67 225
	CHINA	366	3 203	638	7 827
	THAILAND	3 463	8 545	0	0
	SINGAPORE	7	392	17	12 029
	MALAYSIA	0	0	2	217
	INDIA	384	3 054	13 012	154 700
	AUSTRALIA	693	69 532	818	111 249
	UNITED STATES	20	1 099	9 542	42 399
	CANADA	19	2 395	0	0
	FRANCE	2	246	4 976	49 281
	GERMANY, FED. REP. OF	81	12 931	4	118
	SWITZERLAND	27	1 357	39	4 243
	FINLAND	0	0	2	115
	ITALY	4	366	24	1 372
	SUB TOTAL	**7 008**	**124 330**	**33 604**	**529 414 ***
3401111000	**SOAP, ORGANIC SURFACE-ACTIVE-FOR TOILETUSE-MEDICATED PRODS**				
55411	JAPAN	2	102	236	1 619
	HONG KONG	0	0	51	586
	KOREA, REPUBLIC OF	0	0	150	1 530
	TAIWAN	20	43	5	11
	CHINA	0	0	110 803	244 849
	THAILAND	0	0	9	111
	SINGAPORE	0	0	4	149
	NEW ZEALAND	0	0	12	10
	UNITED STATES	0	0	2	47
	UNITED KINGDOM	4	113	1	31
	FRANCE	0	0	16	575

http://www.bps.go.id

HS / SITC	COMMODITY DESCRIPTION / COUNTRY OF ORIGIN	JANUARY - DECEMBER 2015		JANUARY - DECEMBER 2016	
		NET WEIGHT (KG)	CIF VALUE (US$)	NET WEIGHT (KG)	CIF VALUE (US$)
	ITALY	0	0	1	25
	SUB TOTAL	**26**	**258**	**111 290**	**249 543 ***
3401112000	**BATH SOAP**				
55411	JAPAN	543	10 491	1 575	12 837
	HONG KONG	0	0	6	147
	KOREA, REPUBLIC OF	117	808	377	8 753
	CHINA	206 453	275 553	107 200	223 870
	THAILAND	5 194 380	8 118 634	4 428 802	6 476 762
	SINGAPORE	670	3 328	40 998	50 230
	PHILIPPINES	719 879	1 457 749	30 006	363 770
	MALAYSIA	1 164 741	2 089 007	1 539 236	2 808 485
	INDIA	207 258	635 064	355 694	1 041 600
	PAKISTAN	1	1	0	0
	INDONESIA	96	214	50 328	61 163
	MOROCCO	0	0	108	3 930
	AUSTRALIA	0	0	2 506	9 386
	UNITED STATES	15 909	295 397	20 581	291 175
	CANADA	0	0	23 834	308 038
	BRAZIL	145	1 036	0	0
	UNITED KINGDOM	12 569	211 926	17 452	195 848
	FRANCE	57 789	63 897	19 638	150 191
	GERMANY, FED. REP. OF	0	0	42	785
	BELGIUM	0	0	217	9 690
	ITALY	438	4 554	314	13 503
	POLAND	22 752	219 681	19 672	191 453
	CROATIA	0	0	79	468
	CZECH REPUBLIC	52	761	0	0
	SUB TOTAL	**7 603 792**	**13 388 101**	**6 658 665**	**12 222 084 ***
3401113000	**OTH OF FELT OR NONWOVENS, IMPREGNATED,COATED OR COVERED WITH SOAP OR DETERGENT**				
55411	JAPAN	0	0	509	2 039
	KOREA, REPUBLIC OF	57	1 015	2	2
	CHINA	1	1	5	124
	THAILAND	0	0	766	5 763
	SINGAPORE	4	8	57	522
	MALAYSIA	0	0	453	3 450
	AUSTRALIA	0	0	52	868
	SUB TOTAL	**62**	**1 024**	**1 844**	**12 768 ***
3401119000	**OTH MEDICATED PROD & OTH OF FELT ORNONWOVENS, IMPREG, COATED W/ SOAP/DETERG**				
55411	JAPAN	3 417	50 848	5 292	69 057
	HONG KONG	57	1 320	92	1 282
	KOREA, REPUBLIC OF	49 018	164 634	32 705	125 002
	CHINA	0	0	9 942	40 958
	THAILAND	300	2 934	0	0
	SINGAPORE	227	5 617	433	1 236
	MALAYSIA	0	0	2 989	1 224
	INDIA	55 500	25 875	0	0
	JORDAN	522	2 756	25	117
	TURKEY	0	0	1	23
	AUSTRALIA	10	74	58	3 304
	UNITED STATES	441	1 687	190	5 363
	UNITED KINGDOM	4 800	11 839	9 594	37 626
	FRANCE	63 046	8 185	672	18 251
	SWEDEN	412	9 858	0	0
	POLAND	0	0	19 496	136 581
	CROATIA	0	0	664	4 677
	SUB TOTAL	**177 750**	**285 627**	**82 153**	**444 701 ***
3401191000	**OF FELT/NONWOVENS IMPREGNATED, COATEDWITH SOAP OR DETERGENT**				
55415	HONG KONG	1	12	662	2 759
	KOREA, REPUBLIC OF	2 051	25 574	0	0
	TAIWAN	0	0	4 500	66 000
	CHINA	2 141	39 201	5 783	19 299
	SINGAPORE	72	60	0	0
	PHILIPPINES	0	0	25	120
	INDIA	0	0	38	386
	AUSTRALIA	0	0	104	1 831

http://www.bps.go.id

HS / SITC	COMMODITY DESCRIPTION / COUNTRY OF ORIGIN	JANUARY - DECEMBER 2015		JANUARY - DECEMBER 2016	
		NET WEIGHT (KG)	CIF VALUE (US$)	NET WEIGHT (KG)	CIF VALUE (US$)
	UNITED KINGDOM	0	0	22	942
	GERMANY, FED. REP. OF	0	0	11 936	22 151
	SUB TOTAL	**4 265**	**64 847**	**23 070**	**113 488 ***
3401199000	**OTH OF FELT OR NONWOVENS, IMPREGNATED,COATED OR COVERED WITH SOAP OR DETERGENT**				
55415	HONG KONG	5	126	56	2 618
	KOREA, REPUBLIC OF	529 465	86 027	421 554	112 765
	CHINA	0	0	39 885	195 946
	THAILAND	0	0	7	304
	SINGAPORE	1 617	3 915	0	0
	INDONESIA	91 800	96 015	0	0
	FRANCE	1	11	0	0
	SWITZERLAND	0	0	23 192	82 982
	SPAIN	1	1	0	0
	LITHUANIA	0	0	3	196
	SUB TOTAL	**622 889**	**186 095**	**484 697**	**394 811 ***
3401202000	**SOAP CHIPS**				
55419	JAPAN	23 457	19 930	13 877	15 021
	KOREA, REPUBLIC OF	0	0	2 013	51 678
	THAILAND	0	0	13	395
	SINGAPORE	4 003	11 156	0	0
	MALAYSIA	945 192	761 097	2 040 000	1 461 385
	JORDAN	252	1 411	0	0
	AUSTRALIA	0	0	18 200	25 694
	UNITED STATES	0	0	402	8 142
	UNITED KINGDOM	18 000	22 006	142	842
	FRANCE	10	1 505	1	83
	SUB TOTAL	**990 914**	**817 105**	**2 074 648**	**1 563 240 ***
3401209900	**OTH SOAP OF KIND USED FOR FLOTATIONDEINKING OR RECYCLED PAPER**				
55419	JAPAN	8 214	50 322	7 015	46 816
	HONG KONG	0	0	25	802
	KOREA, REPUBLIC OF	0	0	68	2 622
	CHINA	0	0	138	379
	THAILAND	0	0	57	631
	SINGAPORE	15 103	69 318	136	8 473
	MALAYSIA	442 299	425 547	269 384	212 369
	VIET NAM	0	0	10 000	20 000
	INDIA	0	0	36	177
	INDONESIA	300 000	274 425	0	0
	AUSTRALIA	0	0	56	105
	UNITED STATES	0	0	907	4 026
	UNITED KINGDOM	0	0	8	107
	FRANCE	7	804	53	1 736
	GERMANY, FED. REP. OF	0	0	20	238
	AUSTRIA	0	0	100	612
	BELGIUM	19	200	0	0
	SWITZERLAND	0	0	1	33
	HUNGARY	10 000	19 860	21 658	42 332
	SUB TOTAL	**775 642**	**840 476**	**309 662**	**341 458 ***
3401300000	**ORG SURF-ACTIVE PROD & PREP FOR WASHINGTHE SKIN IN THE LIQ/CREAM FOR RET SALE**				
55422	JAPAN	20 381	1 640 690	33 112	1 448 460
	HONG KONG	79	1 671	18	379
	KOREA, REPUBLIC OF	3 788	106 185	4 614	126 485
	TAIWAN	1 923	136 290	1 296	94 500
	CHINA	116 982	369 901	54 261	69 328
	THAILAND	1 122 582	4 690 110	1 380 046	5 951 413
	SINGAPORE	19	1 002	1 086	5 011
	PHILIPPINES	16 262	152 944	11 519	119 593
	MALAYSIA	6 005 160	11 324 870	5 826 444	11 099 052
	MYANMAR	494	2 400	0	0
	VIET NAM	106 930	508 906	77 940	374 992
	INDIA	53 680	296 623	55 456	642 958
	INDONESIA	247	2 399	0	0
	TURKEY	0	0	419	2 152
	UNITED ARAB EMIRATES	0	0	504	2 984
	SOUTH AFRICA	518	24 323	881	42 570

http://www.bps.go.id

HS / SITC	COMMODITY DESCRIPTION / COUNTRY OF ORIGIN	JANUARY - DECEMBER 2015		JANUARY - DECEMBER 2016	
		NET WEIGHT (KG)	CIF VALUE (US$)	NET WEIGHT (KG)	CIF VALUE (US$)
	AUSTRALIA	19 240	120 922	1 654	21 470
	NEW ZEALAND	1 910	11 393	1 770	12 405
	UNITED STATES	128 202	2 869 340	78 948	1 903 729
	CANADA	35 287	592 734	12 645	193 779
	MEXICO	7 729	81 430	63 886	656 477
	UNITED KINGDOM	81 312	1 875 520	205 376	2 817 596
	NETHERLANDS	0	0	6	513
	FRANCE	1 081 268	1 115 603	72 805	1 037 250
	GERMANY, FED. REP. OF	403	39 270	962	19 064
	BELGIUM	827	40 792	486	30 068
	SWITZERLAND	700	12 139	4 843	31 872
	SWEDEN	48 255	475 763	29 885	240 761
	ITALY	1 346	26 982	36	3 321
	SPAIN	50 034	297 864	64 359	385 121
	POLAND	87 627	767 350	45 206	366 147
	CROATIA	0	0	984	5 843
	SUB TOTAL	**8 993 185**	**27 585 416**	**8 031 447**	**27 705 293 ***
3402111000	**SULPHATED FATTY ALCOHOLS**				
55421	JAPAN	50 975	112 097	80 693	176 336
	KOREA, REPUBLIC OF	63 361	143 300	1 565 460	1 023 663
	TAIWAN	22 475	82 483	15 000	17 500
	CHINA	2 122 169	2 168 897	7 252 138	7 266 702
	THAILAND	191 200	200 102	223 600	263 172
	SINGAPORE	1 980	7 574	1 573	3 677
	PHILIPPINES	189 062	316 399	74 726	155 299
	MALAYSIA	1 993	26 640	10 359	27 323
	INDIA	144 110	191 744	51 410	67 250
	INDONESIA	0	0	58 400	79 425
	SAUDI ARABIA	0	0	55	192
	UNITED STATES	40 994	128 847	13 442	58 298
	UNITED KINGDOM	800	5 420	21	312
	NETHERLANDS	4 700	13 346	9 350	23 303
	FRANCE	0	0	80 025	108 749
	GERMANY, FED. REP. OF	254 736	506 958	239 145	367 653
	SWITZERLAND	300	1 740	0	0
	SWEDEN	6 080	28 356	4 560	20 150
	SPAIN	1 550	5 525	10 050	24 204
	SUB TOTAL	**3 096 485**	**3 939 428**	**9 690 007**	**9 683 208 ***
3402114000	**SULPHANATED ALKYLBENZENE**				
55421	JAPAN	35 367	465 821	37 972	389 753
	HONG KONG	92	1 385	0	0
	KOREA, REPUBLIC OF	2 558 200	3 668 180	1 185 720	1 577 528
	TAIWAN	1 565	12 861	2 822 400	3 338 832
	CHINA	517 808	646 904	120 960	124 175
	THAILAND	1 651	7 706	600	1 481
	SINGAPORE	1 584	8 575	0	0
	PHILIPPINES	32 000	31 040	200 000	199 853
	MALAYSIA	61 800	87 119	111 865	147 628
	UNITED STATES	552 803	1 205 328	677 549	1 361 821
	FRANCE	10 000	32 000	10 000	30 000
	GERMANY, FED. REP. OF	133 442	355 723	142 401	305 249
	ITALY	175	2 888	0	0
	SPAIN	10 000	31 000	10 000	31 000
	SUB TOTAL	**3 916 487**	**6 556 530**	**5 319 467**	**7 507 320 ***
3402119100	**WETTING AGENTS OF A KIND USED IN THEMANUFACTURE OF HERBICIDES**				
55421	JAPAN	52	2 391	0	0
	KOREA, REPUBLIC OF	0	0	1 547	4 538
	TAIWAN	20 800	47 676	2 400	10 008
	CHINA	30 237	115 610	64 166	213 946
	THAILAND	0	0	600	12 647
	SINGAPORE	1 514 830	4 900 823	275 386	876 766
	MALAYSIA	1 098	2 240	0	0
	INDIA	0	0	9 200	26 053
	AUSTRALIA	86 400	225 000	69 120	176 400
	UNITED STATES	102 348	308 218	150 905	517 143
	UNITED KINGDOM	0	0	1	36
	GERMANY, FED. REP. OF	21 613	52 661	0	0

http://www.bps.go.id

HS / SITC	COMMODITY DESCRIPTION / COUNTRY OF ORIGIN	JANUARY - DECEMBER 2015		JANUARY - DECEMBER 2016	
		NET WEIGHT (KG)	CIF VALUE (US$)	NET WEIGHT (KG)	CIF VALUE (US$)
	BELGIUM	0	0	210	1 838
	SWEDEN	0	0	1 084 778	3 481 420
	ITALY	2 069	4 807	0	0
	SUB TOTAL	**1 779 447**	**5 659 426**	**1 658 313**	**5 320 795 ***
3402119900	**OTH ANIONIC-ORGANIC SURFACE-ACTIVE AGENTWITH OR NOT PUT UP FOR RETAIL SALE**				
55421	JAPAN	1 075 092	3 022 772	1 135 847	3 133 428
	HONG KONG	141	1 560	0	0
	KOREA, REPUBLIC OF	470 061	747 541	892 498	1 141 505
	TAIWAN	273 130	871 148	310 778	939 988
	CHINA	1 660 867	2 302 731	2 181 809	3 571 280
	THAILAND	8 016 367	1 220 549	856 501	1 171 481
	SINGAPORE	109 630	459 926	490 301	2 710 425
	PHILIPPINES	26 625	46 148	95 967	188 072
	MALAYSIA	1 020 648	1 023 702	838 007	747 860
	VIET NAM	1 200	46 779	1	203
	INDIA	636 949	1 321 910	763 130	1 220 813
	PAKISTAN	8 399	132 720	6 040	95 432
	INDONESIA	65 010	147 896	11 000	10 527
	UNITED ARAB EMIRATES	201	1 163	900	4 353
	EGYPT	0	0	6 125	11 864
	SOUTH AFRICA	1 980	18 850	0	0
	AUSTRALIA	64 552	188 090	36 694	200 657
	UNITED STATES	308 804	1 181 308	250 880	948 112
	CANADA	80	1 558	336	4 402
	MEXICO	846	1 709	0	0
	BRAZIL	473	14 158	0	0
	UNITED KINGDOM	76 737	538 171	162 227	841 453
	NETHERLANDS	104 725	354 821	60 850	194 609
	FRANCE	146 498	452 496	87 895	436 006
	GERMANY, FED. REP. OF	1 871 812	2 849 508	1 717 820	2 837 778
	BELGIUM	33 954	154 094	29 950	120 584
	SWITZERLAND	2 583	131 719	1 603	49 971
	NORWAY	19 200	55 488	19 600	56 600
	SWEDEN	800	4 400	800	4 400
	ITALY	295 141	818 320	94 355	225 533
	SPAIN	62 704	133 767	79 377	196 118
	SUB TOTAL	**16 355 209**	**18 245 002**	**10 131 291**	**21 063 454 ***
3402121000	**WETTING AGENTS USED IN THE MANUF OFHERBICED-CATIONIC**				
55421	JAPAN	579	6 861	1 154	13 285
	KOREA, REPUBLIC OF	61 735	108 302	112 804	186 759
	TAIWAN	107 850	192 869	123 700	213 791
	CHINA	399 997	676 935	104 445	222 310
	SINGAPORE	220 272	546 086	236 449	494 313
	UNITED STATES	6	450	5 861	21 632
	BRAZIL	2	173	0	0
	UNITED KINGDOM	0	0	5	10
	NETHERLANDS	21 600	31 651	0	0
	GERMANY, FED. REP. OF	177 765	575 988	580 100	1 791 487
	ITALY	2 520	10 281	0	0
	SUB TOTAL	**992 326**	**2 149 596**	**1 164 518**	**2 943 587 ***
3402129000	**OTH CATIONIC-ORGANIC SURFACE-ACTIVEAGENT WITH/NOT PUT UP FOR RETAIL SALE**				
55421	JAPAN	240 155	757 554	319 504	926 008
	HONG KONG	4	39	0	0
	KOREA, REPUBLIC OF	889 324	2 117 496	661 045	1 783 872
	TAIWAN	46 600	81 233	222 000	436 655
	CHINA	3 203 624	6 370 311	4 735 606	8 272 817
	THAILAND	195 685	412 246	71 145	246 916
	SINGAPORE	759 492	2 002 891	177 198	430 350
	PHILIPPINES	6 492 646	12 375 375	5 544 491	10 545 829
	MALAYSIA	2 013	11 533	9 263	24 999
	VIET NAM	40	184	420	1 891
	INDIA	4 806	11 255	23 460	36 686
	TURKEY	0	0	6	82
	UNITED ARAB EMIRATES	3 180	8 974	16 000	35 791
	AUSTRALIA	89	732	0	0
	UNITED STATES	96 952	289 885	93 570	310 172
	MEXICO	2 916	9 604	10 203	29 277

http://www.bps.go.id

HS / SITC	COMMODITY DESCRIPTION / COUNTRY OF ORIGIN	JANUARY - DECEMBER 2015		JANUARY - DECEMBER 2016	
		NET WEIGHT (KG)	CIF VALUE (US$)	NET WEIGHT (KG)	CIF VALUE (US$)
	COLOMBIA	25	602	0	0
	PUERTO RICO	0	0	2	116
	UNITED KINGDOM	197 620	592 329	186 880	471 260
	NETHERLANDS	53 231	203 625	31 267	115 474
	FRANCE	43 801	333 195	103 600	553 066
	GERMANY, FED. REP. OF	61 706	277 911	72 456	373 466
	SWITZERLAND	18	965	0	0
	SWEDEN	12 810	39 934	13 461	42 932
	IRELAND	0	0	4 650	18 866
	ITALY	178 230	594 206	213 878	717 786
	SPAIN	4 800	11 040	12 302	37 312
	SUB TOTAL	**12 489 767**	**26 503 119**	**12 522 407**	**25 411 623 ***
3402131000	**HYDROXYL-TERMINATED POLYBUTADIENE**				
55421	JAPAN	432 929	1 827 892	362 391	1 495 202
	KOREA, REPUBLIC OF	703 390	1 525 972	848 195	1 731 488
	TAIWAN	128 000	208 740	127 790	178 109
	CHINA	152 638	497 515	202 662	509 908
	THAILAND	0	0	80 000	132 820
	SINGAPORE	5 502	32 307	9 139	50 350
	MALAYSIA	37 140	231 173	66 720	330 057
	INDIA	89 125	210 631	813 900	1 564 395
	AUSTRALIA	440 620	1 846 198	534 700	2 215 115
	UNITED STATES	3 953	21 086	31 616	139 147
	UNITED KINGDOM	3 800	13 110	3 800	13 110
	FRANCE	215	1 957	200	2 970
	GERMANY, FED. REP. OF	26 540	75 020	22 055	59 309
	BELGIUM	1	13	0	0
	ITALY	7 730	7 136	4 560	11 438
	SUB TOTAL	**2 031 583**	**6 498 750**	**3 107 728**	**8 433 418 ***
3402139000	**OTH HYDROXIL-TERMINATED POLYBUTADIENE**				
55421	JAPAN	1 324 659	5 480 864	1 512 749	9 172 229
	HONG KONG	19 632	67 007	8 866	82 492
	KOREA, REPUBLIC OF	1 407 136	3 819 877	1 092 003	3 160 305
	TAIWAN	1 953 873	3 481 950	1 780 074	3 298 049
	CHINA	2 717 039	7 032 591	3 286 936	7 653 048
	THAILAND	5 338 382	8 259 219	4 369 125	7 063 476
	SINGAPORE	6 896 230	12 861 753	4 151 698	9 247 875
	PHILIPPINES	67 243	119 088	26 206	51 019
	MALAYSIA	3 271 890	5 320 632	1 867 890	2 716 834
	VIET NAM	9 700	27 384	23 050	78 663
	INDIA	1 209 753	2 904 191	852 129	1 781 341
	PAKISTAN	400	1 480	0	0
	INDONESIA	14 931	28 022	3	12
	SAUDI ARABIA	18 000	19 080	46 800	97 110
	TURKEY	0	0	1	643
	UNITED ARAB EMIRATES	100	290	700	3 040
	AUSTRALIA	68 525	247 199	76 828	295 556
	UNITED STATES	1 095 839	4 750 724	1 371 092	5 351 391
	CANADA	72 097	253 686	2 178	5 584
	MEXICO	7 989	24 690	384	5 642
	BRAZIL	2 061	17 021	8 337	55 050
	COLOMBIA	0	0	9	131
	ECUADOR	1 755	22 595	7 995	95 205
	UNITED KINGDOM	31 679	136 016	21 320	112 443
	NETHERLANDS	228 535	696 684	25 552	74 787
	FRANCE	44 911	491 062	69 587	541 125
	GERMANY, FED. REP. OF	2 268 784	7 138 413	2 263 474	6 818 416
	AUSTRIA	95 201	210 414	88 620	262 777
	BELGIUM	546 859	1 414 993	548 092	1 229 396
	SWITZERLAND	154 789	377 733	152 798	398 701
	DENMARK	13 190	39 735	76 270	265 704
	SWEDEN	45 727	159 314	50 734	172 438
	IRELAND	0	0	228	6 916
	ITALY	313 177	1 235 502	313 709	1 116 072
	SPAIN	573 817	1 528 379	248 544	575 347
	KYRGYZSTAN	4 000	11 640	0	0
	SUB TOTAL	**29 817 903**	**68 179 228**	**24 343 981**	**61 788 817 ***

http://www.bps.go.id

HS / SITC	COMMODITY DESCRIPTION / COUNTRY OF ORIGIN	JANUARY - DECEMBER 2015		JANUARY - DECEMBER 2016	
		NET WEIGHT (KG)	CIF VALUE (US$)	NET WEIGHT (KG)	CIF VALUE (US$)
3402191000	**ORGANIC SURFACE ACTIVE OF A KINDSUITABLE FOR USE IN FIRE EXTINGUISHING P**				
55421	JAPAN	2 415	22 148	2 448	26 058
	TAIWAN	2 000	2 442	0	0
	CHINA	24 148	53 762	16 640	50 400
	SINGAPORE	5 602	27 196	632	4 527
	MALAYSIA	6 006	13 824	3 925	7 116
	INDIA	3 000	3 800	0	0
	AUSTRALIA	0	0	30	1 007
	NEW ZEALAND	0	0	63	1 423
	UNITED STATES	8 497	28 011	1 213	4 345
	ECUADOR	2 340	26 243	0	0
	UNITED KINGDOM	13	819	686	13 103
	SWEDEN	0	0	23	1 941
	SUB TOTAL	**54 021**	**178 245**	**25 660**	**109 920 ***
3402199000	**OTH ORGANIC SURFACE-ACTIVE OF KINDSUITABLE FOR USE IN FIRE EXTINGUISHING P**				
55421	JAPAN	542 448	2 949 331	586 028	3 539 056
	HONG KONG	8 800	14 608	66 774	172 957
	KOREA, REPUBLIC OF	1 171 500	1 938 110	921 263	1 687 217
	TAIWAN	1 097 218	1 984 625	1 212 498	1 962 607
	CHINA	1 121 010	2 158 403	1 721 685	3 058 537
	THAILAND	1 319 696	2 375 430	3 047 185	4 195 836
	SINGAPORE	2 425 088	8 441 427	1 244 165	3 486 494
	PHILIPPINES	762	1 032	3 050	4 018
	MALAYSIA	113 862	233 531	132 785	224 742
	INDIA	219 622	447 962	213 078	444 490
	SAUDI ARABIA	67 200	129 756	15 600	33 540
	UNITED ARAB EMIRATES	0	0	600	3 800
	EGYPT	120	1 135	1 860	17 008
	AUSTRALIA	24 518	63 883	1 247	12 068
	AMERICAN SAMOA	0	0	2 580	8 514
	UNITED STATES	597 696	2 069 845	549 318	1 628 435
	CANADA	1 382	9 101	1 000	4 950
	MEXICO	180	352	180	15 912
	UNITED KINGDOM	97 029	494 078	176 418	384 537
	NETHERLANDS	325 083	1 347 586	193 867	770 627
	FRANCE	10 084	450 482	7 345	177 892
	GERMANY, FED. REP. OF	534 327	1 280 524	140 081	862 772
	AUSTRIA	3	76	0	0
	BELGIUM	3 527	10 130	408	5 203
	SWITZERLAND	20 267	70 913	21 230	95 007
	DENMARK	200	3 287	118	2 165
	NORWAY	33	982	0	0
	SWEDEN	146 712	336 258	314 165	737 792
	ITALY	86 153	449 688	29 934	229 276
	SPAIN	21 900	58 156	5 120	19 200
	HUNGARY	127	1 353	119	4 081
	LATVIA	0	0	4	2 114
	SUB TOTAL	**9 956 547**	**27 322 044**	**10 609 705**	**23 790 847 ***
3402201100	**ANIONIC SURFACE ACTIVE PREP. IN LIQUIDFORM-PUT UP FOR RETAIL SALE**				
55422	JAPAN	53 359	118 353	61 758	135 787
	HONG KONG	0	0	3 923	8 968
	KOREA, REPUBLIC OF	80	331	1	156
	TAIWAN	879 229	910 486	0	0
	CHINA	153 565	421 054	217 133	560 876
	THAILAND	97 545	412 460	69 485	270 917
	PHILIPPINES	46 905	84 499	42 495	71 501
	MALAYSIA	6 098	30 266	39 842	34 909
	AUSTRALIA	5 437	7 804	0	0
	UNITED STATES	174 784	984 576	199 784	1 208 046
	UNITED KINGDOM	46 053	84 583	80 799	154 021
	FRANCE	0	0	2	12
	GERMANY, FED. REP. OF	16	1 286	20	1 739
	SWEDEN	0	0	3	1 180
	SUB TOTAL	**1 463 071**	**3 055 698**	**715 245**	**2 448 112 ***
3402201200	**ANIONIC WASHING PREP & CLEANING PREP,INCL BLEACH CLEANS,LIQUID FORM, RETAIL**				
55422	JAPAN	89 833	491 411	70 777	282 893
	HONG KONG	230	7 573	378	9 276

http://www.bps.go.id

HS / SITC	COMMODITY DESCRIPTION / COUNTRY OF ORIGIN	JANUARY - DECEMBER 2015		JANUARY - DECEMBER 2016	
		NET WEIGHT (KG)	CIF VALUE (US$)	NET WEIGHT (KG)	CIF VALUE (US$)
	KOREA, REPUBLIC OF	23 319	37 543	346	2 646
	TAIWAN	48 736	82 443	52 411	76 773
	CHINA	61 339	78 870	4 662	34 062
	THAILAND	6 720	56 180	1 214	2 147
	SINGAPORE	131 677	788 491	70 120	247 450
	MALAYSIA	19 836	58 765	18 495	59 958
	VIET NAM	1 339 427	1 191 360	636 843	587 932
	TURKEY	7 200	45 648	0	0
	AUSTRALIA	1 428	9 405	12 377	29 670
	NEW ZEALAND	0	0	389	4 895
	UNITED STATES	26 233	108 304	55 024	156 799
	CANADA	12	3 522	9	2 132
	UNITED KINGDOM	196	10 866	133	5 719
	NETHERLANDS	93	389	7	7
	FRANCE	3 431	21 652	1 532	4 921
	GERMANY, FED. REP. OF	19 193	144 800	6 634	87 572
	DENMARK	62	235	0	0
	NORWAY	1 680	8 076	3 360	15 922
	SWEDEN	0	0	53	5 819
	ITALY	1 838	4 329	0	0
	SUB TOTAL	**1 782 483**	**3 149 862**	**934 764**	**1 616 593 ***
3402201300	**OTH SURFACE ACTIVE PREPARATIONS- INLIQUID FORM, FOR RETAIL SALE**				
55422	JAPAN	36	1 234	62	1 978
	KOREA, REPUBLIC OF	1 018	4 881	33	357
	SINGAPORE	2 714	14 989	1 462	917
	AUSTRALIA	1 705	3 184	26	293
	UNITED STATES	20	313	11	43
	UNITED KINGDOM	103 827	198 690	101 648	203 443
	NORWAY	0	0	376	2 214
	SWEDEN	0	0	2	441
	SUB TOTAL	**109 320**	**223 291**	**103 620**	**209 686 ***
3402201900	**OTH WASH PREP & CLEAN PREP,INCL BLEACHCLEANS & DEGREAS PREP,LIQUID, RETAIL**				
55422	JAPAN	97 249	1 336 552	154 335	2 330 719
	HONG KONG	2 620	37 712	3 044	47 904
	KOREA, REPUBLIC OF	4 572	15 548	5 543	19 392
	TAIWAN	65 604	122 903	2 632	8 160
	CHINA	67 722	175 603	155 556	439 040
	THAILAND	651	11 884	2 328	9 108
	SINGAPORE	158 385	500 717	194 335	424 368
	MALAYSIA	68 933	147 786	501 567	385 392
	BRUNEI DARUSSALAM	7 373	134 683	0	0
	VIET NAM	7 900	32 490	2 000	6 000
	INDIA	8 192	9 165	15 364	25 518
	INDONESIA	39	148	0	0
	REUNION	180	803	0	0
	SOUTH AFRICA	0	0	1	6
	AUSTRALIA	5 941	42 811	15 393	60 182
	UNITED STATES	153 749	967 424	199 500	1 415 012
	CANADA	55	1 196	0	0
	MEXICO	26 047	122 419	42 716	199 226
	BRAZIL	17	71	601	12 890
	UNITED KINGDOM	8 237	66 995	13 955	33 235
	NETHERLANDS	4	277	77	678
	FRANCE	19 613	398 927	50 008	761 635
	GERMANY, FED. REP. OF	26 862	320 398	11 485	193 168
	AUSTRIA	0	0	73	796
	BELGIUM	139	6 066	636	1 752
	SWITZERLAND	3 478	23 051	7 252	37 335
	DENMARK	80	1 043	0	0
	NORWAY	0	0	211	3 852
	SWEDEN	0	0	1	162
	ITALY	1 938	4 088	0	0
	SPAIN	1	43	4	61
	PORTUGAL	182	1 768	0	0
	HUNGARY	8 334	50 654	4 793	35 577
	POLAND	0	0	66	841
	CZECH REPUBLIC	271	2 483	0	0
	SUB TOTAL	**744 368**	**4 535 708**	**1 383 476**	**6 452 009 ***

http://www.bps.go.id

HS / SITC	COMMODITY DESCRIPTION / COUNTRY OF ORIGIN	JANUARY - DECEMBER 2015		JANUARY - DECEMBER 2016	
		NET WEIGHT (KG)	CIF VALUE (US$)	NET WEIGHT (KG)	CIF VALUE (US$)
3402209100	**ANIONIC SURFACE ACTIVE PREP. OTH THAN INLIQUID FORM-FOR RETAIL SALE**				
55422	JAPAN	0	0	11	160
	KOREA, REPUBLIC OF	0	0	28	549
	CHINA	1 121	2 669	0	0
	PHILIPPINES	2 298	3 757	2 931	4 743
	MALAYSIA	924 193	477 239	1 695 381	840 019
	AUSTRALIA	643	1 739	48	532
	SUB TOTAL	**928 255**	**485 404**	**1 698 399**	**846 003 ***
3402209200	**ANIONIC WASHING PREP & CLEAN PREP, INCLBLEACH, CLEANS-OTH THAN LIQUID, RETAIL**				
55422	JAPAN	9 408	44 251	1 428	17 388
	HONG KONG	3 488	7 653	1 459	2 355
	CHINA	50 788	93 556	60 756	114 345
	THAILAND	10 872	32 075	9 022	29 867
	SINGAPORE	237	3 875	3 396	56 529
	PHILIPPINES	0	0	73	349
	MALAYSIA	37	606	0	0
	VIET NAM	3 835 205	2 864 655	3 928 938	2 656 287
	INDIA	150	5 243	0	0
	NEW ZEALAND	0	0	26	180
	UNITED STATES	8 788	18 475	4 135	12 790
	CANADA	0	0	2 746	7 290
	UNITED KINGDOM	14 400	43 920	0	0
	NETHERLANDS	5 392	11 383	1 030	2 473
	FRANCE	0	0	1 765	2 934
	GERMANY, FED. REP. OF	13 939	62 375	10 895	85 020
	ITALY	1 002	2 140	0	0
	PORTUGAL	0	0	1	7
	SUB TOTAL	**3 953 706**	**3 190 207**	**4 025 670**	**2 987 814 ***
3402209300	**OTH SURFACE ACTIVE PREPARATIONS**				
55422	HONG KONG	4	1 624	3	282
	KOREA, REPUBLIC OF	0	0	308	293
	CHINA	147	1 996	7 610	25 884
	SINGAPORE	325	1 928	0	0
	TURKEY	0	0	6	123
	AUSTRALIA	4	7	0	0
	UNITED STATES	23 561	116 797	22 841	146 456
	GERMANY, FED. REP. OF	0	0	16	129
	SPAIN	2 000	3 244	0	0
	SUB TOTAL	**26 041**	**125 596**	**30 784**	**173 167 ***
3402209900	**OTH WASH PREP & CLEAN PREP /CLEANINGPREP INCL BLEACHING, CLEANSING, DEGR PRE**				
55422	JAPAN	1 188	15 027	8 488	41 070
	HONG KONG	11 962	24 389	12 008	33 495
	KOREA, REPUBLIC OF	9 031	53 693	24 007	135 627
	TAIWAN	915	3 600	16	353
	CHINA	250 163	561 991	376 162	998 189
	THAILAND	50 568	52 417	287 665	308 400
	SINGAPORE	22 911	86 798	34 047	266 126
	PHILIPPINES	331 657	743 224	139 423	313 033
	MALAYSIA	202 162	318 888	37 403	100 968
	VIET NAM	374	4 005	0	0
	INDIA	6 848	68 063	49 074	140 678
	INDONESIA	0	0	10 000	16 420
	TURKEY	1 884	11 146	1 590	9 331
	AUSTRALIA	18 465	112 633	8 920	48 702
	UNITED STATES	33 680	160 979	113 688	329 824
	CANADA	0	0	952	3 171
	MEXICO	28 596	126 022	0	0
	ARGENTINA	500	4 250	0	0
	BRAZIL	14 051	28 998	0	0
	UNITED KINGDOM	12 678	89 505	13 841	134 134
	NETHERLANDS	1 938	4 534	3 803	9 245
	FRANCE	54	823	7 650	16 352
	GERMANY, FED. REP. OF	79 069	183 269	115 417	186 158
	BELGIUM	194	3 115	157	1 490
	SWITZERLAND	5 314	54 548	1 916	24 525
	DENMARK	0	0	3	333
	SWEDEN	216	2 057	0	0

http://www.bps.go.id

HS / SITC	COMMODITY DESCRIPTION / COUNTRY OF ORIGIN	JANUARY - DECEMBER 2015		JANUARY - DECEMBER 2016	
		NET WEIGHT (KG)	CIF VALUE (US$)	NET WEIGHT (KG)	CIF VALUE (US$)
	FINLAND	0	0	2	351
	ITALY	3 000	1 800	3 331	5 874
	HUNGARY	6 012	25 439	0	0
	SLOVENIA	17	3 037	12	982
	CZECH REPUBLIC	3	79	16	286
	SUB TOTAL	**1 093 450**	**2 744 329**	**1 249 591**	**3 125 117 ***
3402901100	**WETTING AGENTS OF ANIONIC SURFACE ACTIVEPREPARATIONS**				
55423	JAPAN	62 765	345 294	86 507	453 518
	HONG KONG	0	0	6	213
	KOREA, REPUBLIC OF	97 223	251 655	126 487	215 377
	TAIWAN	59 957	160 927	71 440	171 047
	CHINA	206 808	480 840	538 153	1 054 401
	THAILAND	5 880	19 116	14 600	65 757
	SINGAPORE	404 412	1 197 489	1 306 126	2 583 374
	MALAYSIA	7 037	14 115	14 147	30 384
	INDIA	12 112	26 333	28 112	50 218
	TURKEY	0	0	1 600	5 360
	AUSTRALIA	25 784	52 882	30 800	88 016
	UNITED STATES	1 355 839	2 850 271	1 601 252	3 348 414
	BRAZIL	30 400	69 073	29 640	62 114
	UNITED KINGDOM	51 840	83 992	36 400	51 650
	GERMANY, FED. REP. OF	2 561 784	5 104 407	384 767	969 811
	SWITZERLAND	2 750	7 307	5	150
	SWEDEN	400	1 274	4 000	12 488
	IRELAND	0	0	81	1 986
	ITALY	10 240	37 436	8 000	27 378
	SPAIN	20 882	85 241	26 680	92 517
	SUB TOTAL	**4 916 113**	**10 787 652**	**4 308 803**	**9 284 173 ***
3402901200	**OTH ANIONIC WASH PREP NOT WETTING AGENTS**				
55423	JAPAN	73 330	598 359	131 041	962 501
	HONG KONG	67	2 606	0	0
	KOREA, REPUBLIC OF	574 328	1 409 437	426 856	1 142 565
	TAIWAN	7 191	23 012	139 885	223 307
	CHINA	831 029	2 367 911	947 109	2 663 589
	THAILAND	112 533	1 212 003	133 831	1 269 059
	SINGAPORE	994 990	2 996 500	1 161 653	2 268 418
	PHILIPPINES	10 419	81 214	0	0
	MALAYSIA	44 118	62 142	226 172	110 087
	VIET NAM	2 310	3 927	0	0
	INDIA	1 016	3 785	573	1 480
	INDONESIA	210	420	0	0
	SAUDI ARABIA	145 600	215 840	816 410	1 103 170
	UNITED ARAB EMIRATES	0	0	1 604	6 418
	SOUTH AFRICA	230 940	679 998	186 040	534 404
	AUSTRALIA	138 109	370 329	571 217	1 597 053
	UNITED STATES	166 197	469 489	62 594	239 683
	CANADA	0	0	15	179
	BRAZIL	0	0	1 600	20 012
	UNITED KINGDOM	541 860	815 189	600 054	857 856
	NETHERLANDS	31	979	404	827
	FRANCE	6 908	16 913	25 775	71 898
	GERMANY, FED. REP. OF	6 351 224	10 605 105	564 325	1 286 159
	AUSTRIA	21 640	68 211	72 000	246 414
	BELGIUM	36	506	29 356	141 144
	SWITZERLAND	0	0	24	631
	DENMARK	0	0	800	7 173
	SWEDEN	808	3 788	801	3 691
	ITALY	4 450	14 009	41 031	136 737
	SPAIN	1 966 510	1 873 066	20	222
	SUB TOTAL	**12 225 854**	**23 894 738**	**6 141 190**	**14 894 677 ***
3402901300	**ANIONIC WASHING PREP.OR CLEANING INCLBLEACHING, CLEANSING OR DEGREASING**				
55423	JAPAN	112 969	626 379	108 077	672 321
	HONG KONG	32 118	44 876	21 423	32 680
	KOREA, REPUBLIC OF	661 761	1 544 422	463 973	1 317 345
	TAIWAN	3 647 869	4 323 178	496 768	1 503 221
	CHINA	457 479	1 001 020	470 376	1 047 806
	THAILAND	87 256	254 580	129 423	351 996

http://www.bps.go.id

HS / SITC	COMMODITY DESCRIPTION / COUNTRY OF ORIGIN	JANUARY - DECEMBER 2015		JANUARY - DECEMBER 2016	
		NET WEIGHT (KG)	CIF VALUE (US$)	NET WEIGHT (KG)	CIF VALUE (US$)
	SINGAPORE	161 449	428 636	107 653	263 541
	PHILIPPINES	41	332	1 244	1 677
	MALAYSIA	493 634	996 806	431 597	913 448
	VIET NAM	19 200	26 304	0	0
	INDIA	200	306	254	634
	PAKISTAN	2 820	6 937	3 000	7 380
	INDONESIA	50	50	0	0
	UNITED ARAB EMIRATES	0	0	1 883	10 375
	AUSTRALIA	11 319	33 634	724	7 408
	UNITED STATES	572 090	1 607 480	398 067	907 432
	MEXICO	0	0	30	777
	BRAZIL	3 850	59 452	1 550	21 205
	UNITED KINGDOM	636	3 328	115	4 542
	NETHERLANDS	12 787	39 097	11 091	22 850
	FRANCE	2 600	16 027	4 200	29 625
	GERMANY, FED. REP. OF	19 073	68 774	46 960	164 568
	BELGIUM	15 895	158 161	18 863	82 110
	SWITZERLAND	58 045	250 592	38 840	169 428
	DENMARK	11 700	40 755	0	0
	SWEDEN	0	0	560	2 520
	ITALY	4 735	5 485	4 057	10 212
	SPAIN	5 850	7 129	3 548	10 621
	SUB TOTAL	**6 395 426**	**11 543 740**	**2 764 276**	**7 555 722 ***
3402901400	**WETTING AGENTS OF OTHER SURFACE ACTIVEPREPARATIONS**				
55423	JAPAN	2 186	9 651	340	2 166
	HONG KONG	2 400	4 056	0	0
	KOREA, REPUBLIC OF	11 970	62 459	45 015	182 226
	TAIWAN	4 800	6 942	10 433	15 802
	CHINA	13 926	52 544	13 658	33 934
	THAILAND	6 183	5 805	9 714	10 710
	SINGAPORE	27 585	42 575	28 619	57 857
	MALAYSIA	0	0	60 000	167 156
	VIET NAM	0	0	8 000	25 252
	INDIA	10 000	25 501	0	0
	SOUTH AFRICA	28 710	71 777	14 905	40 401
	NEW ZEALAND	0	0	2	111
	UNITED STATES	600	3 960	0	0
	UNITED KINGDOM	223 000	292 656	431 700	484 425
	NETHERLANDS	120	798	0	0
	FRANCE	123	2 715	24	621
	GERMANY, FED. REP. OF	40 803	117 176	48 095	136 378
	AUSTRIA	1 450	3 712	0	0
	SWITZERLAND	2 490	8 536	0	0
	ITALY	50	510	3	55
	SUB TOTAL	**376 396**	**711 373**	**670 508**	**1 157 094 ***
3402901500	**OTH ORGANIC SURFACE ACTIVE IN LIQUIDFORM, NOT WETTING AGENTS**				
55423	JAPAN	140 243	806 200	142 104	721 311
	HONG KONG	9 627	33 929	1 679	1 500
	KOREA, REPUBLIC OF	272 382	642 606	520 858	1 085 572
	TAIWAN	470 905	754 225	696 909	1 088 089
	CHINA	437 550	1 110 742	475 260	1 164 319
	THAILAND	13 023	28 546	3 199	11 729
	SINGAPORE	175 045	973 024	210 067	330 419
	MALAYSIA	9 688	21 686	18 160	48 186
	VIET NAM	400	3 120	0	0
	INDIA	318	1 013	55	235
	PAKISTAN	23 100	71 127	0	0
	INDONESIA	35 400	41 817	20 433	55 779
	AUSTRALIA	6 806	42 805	1 186	14 984
	UNITED STATES	154 027	426 638	146 536	437 375
	MEXICO	47 800	203 560	16 000	69 248
	UNITED KINGDOM	23 361	48 784	900	4 159
	NETHERLANDS	428	2 560	19 340	30 971
	FRANCE	5	47	1	134
	GERMANY, FED. REP. OF	116 640	521 171	144 014	1 346 619
	BELGIUM	320 862	1 686 195	450 736	2 214 855
	SWITZERLAND	29 758	70 450	37 440	78 600
	NORWAY	0	0	406	1 391
	SWEDEN	32 911	131 318	24 804	72 774

http://www.bpsgo.id

HS / SITC	COMMODITY DESCRIPTION / COUNTRY OF ORIGIN	JANUARY - DECEMBER 2015		JANUARY - DECEMBER 2016	
		NET WEIGHT (KG)	CIF VALUE (US$)	NET WEIGHT (KG)	CIF VALUE (US$)
	FINLAND	11	4 198	0	0
	ITALY	1 452	4 554	911	5 122
	SPAIN	112 566	267 259	94 240	202 778
	POLAND	1 540	3 761	0	0
	UKRAINE	25	2 312	0	0
	SUB TOTAL	**2 435 873**	**7 903 647**	**3 025 238**	**8 986 149 ***
3402901900	**OTH WASH PREP OR CLEAN PREP, INCL BLEACHCLEANS OR DEGREASING PREP**				
55423	JAPAN	354 495	1 688 638	485 253	2 447 012
	HONG KONG	68 267	205 436	52 919	122 458
	KOREA, REPUBLIC OF	713 537	964 352	774 954	1 070 350
	TAIWAN	43 131	105 252	64 644	122 098
	CHINA	172 293	314 120	380 305	711 089
	THAILAND	141 566	333 488	86 387	373 027
	SINGAPORE	266 009	1 013 774	261 401	855 446
	PHILIPPINES	827	6 307	0	0
	MALAYSIA	799 209	694 020	1 150 424	922 355
	VIET NAM	31 637	85 423	26 770	76 331
	INDIA	102 624	359 559	187 553	498 938
	SAUDI ARABIA	0	0	10	147
	TURKEY	2 400	10 152	0	0
	UNITED ARAB EMIRATES	0	0	1 616	5 945
	REUNION	47	331	150	706
	AUSTRALIA	2 208	17 210	4 337	21 948
	UNITED STATES	145 474	625 026	155 590	790 474
	CANADA	5	127	0	0
	BRAZIL	4 000	36 800	19 500	70 850
	BELIZE	145 049	422 198	101 802	320 410
	UNITED KINGDOM	3 018	26 494	9 845	76 509
	NETHERLANDS	39 608	76 271	5 698	17 859
	FRANCE	27 640	97 055	8 454	31 294
	GERMANY, FED. REP. OF	289 696	452 149	224 961	476 413
	AUSTRIA	110	2 305	12	1 010
	BELGIUM	639	7 707	867	4 109
	SWITZERLAND	554	5 589	0	0
	DENMARK	1 420	31 240	1 432	30 602
	NORWAY	0	0	710	7 292
	SWEDEN	0	0	60	1 747
	IRELAND	0	0	35	1 061
	ITALY	22 382	28 749	70 526	93 657
	SPAIN	0	0	2 111	11 191
	HUNGARY	0	0	8 000	15 018
	SUB TOTAL	**3 377 845**	**7 609 772**	**4 086 326**	**9 177 346 ***
3402909100	**WETTING AGENTS OF ANIONIC SURFACE ACTIVEPREPARATIONS**				
55423	JAPAN	27 148	97 387	25 649	85 112
	TAIWAN	0	0	5	18
	CHINA	83 525	236 236	79 447	238 374
	THAILAND	10 140	40 416	20 154	106 861
	SINGAPORE	0	0	982	2 145
	VIET NAM	13 775	47 013	2 574	7 612
	INDIA	241 960	606 500	189 880	440 133
	AUSTRALIA	1 360	5 529	960	4 389
	UNITED STATES	1 690	51 831	35 966	167 383
	FRANCE	523	10 640	2 067	44 731
	GERMANY, FED. REP. OF	144 283	346 561	130 626	307 831
	BELGIUM	1 500	4 982	0	0
	ITALY	3 750	16 833	1 800	4 366
	POLAND	10 000	10 000	0	0
	SUB TOTAL	**539 654**	**1 473 928**	**490 110**	**1 408 955 ***
3402909200	**ANIONIC WASH PREP & CLEAN PREP,INCLBLEACH,CLEANS-NOT LIQUID-NOT RETAIL**				
55423	JAPAN	18 571	97 147	23 232	175 397
	HONG KONG	28	177	6 037	8 652
	KOREA, REPUBLIC OF	865	4 076	3 022	13 618
	TAIWAN	25 402	29 661	14 400	10 561
	CHINA	66 719	240 269	157 274	541 816
	THAILAND	3 856	14 888	12 844	46 958
	SINGAPORE	7 946	101 962	42 147	153 711
	MALAYSIA	252 385	483 529	177 616	299 867

http://www.bpsgo.id

HS / SITC	COMMODITY DESCRIPTION / COUNTRY OF ORIGIN	JANUARY - DECEMBER 2015		JANUARY - DECEMBER 2016	
		NET WEIGHT (KG)	CIF VALUE (US$)	NET WEIGHT (KG)	CIF VALUE (US$)
	INDIA	28 610	45 139	59 142	143 397
	EGYPT	0	0	20	151
	AUSTRALIA	150	4 110	1 562	21 930
	UNITED STATES	89 931	418 159	163 201	736 161
	CANADA	11	374	200	5 807
	BRAZIL	0	0	142	1 110
	UNITED KINGDOM	4 499	36 820	1 879	13 620
	NETHERLANDS	5 262	12 541	5 450	18 956
	FRANCE	2 685	5 892	13 586	26 266
	GERMANY, FED. REP. OF	46 477	168 601	48 640	79 994
	AUSTRIA	0	0	11 276	152 798
	BELGIUM	375	1 025	73 412	160 230
	SWITZERLAND	72	114	16 000	27 200
	DENMARK	0	0	1 360	8 648
	SWEDEN	3 396	14 241	4 150	17 063
	FINLAND	0	0	11 000	29 383
	ITALY	16 025	73 291	434	2 087
	SLOVAKIA	0	0	830	3 153
	SUB TOTAL	**573 265**	**1 752 016**	**848 856**	**2 698 534 ***
3402909300	**ANIONIC SURFACE-ACTIVE PREP,NOT LIQUIDFORM NOT FOR RETAIL SALE**				
55423	JAPAN	14 031	77 517	18 509	128 649
	HONG KONG	0	0	27	208
	KOREA, REPUBLIC OF	0	0	1	15
	TAIWAN	143 174	216 458	88 429	189 857
	CHINA	2 139 257	2 621 708	496 026	594 764
	THAILAND	230 587	492 917	236 847	560 084
	SINGAPORE	215 705	592 743	205 533	616 113
	MALAYSIA	114	612	1 963	3 231
	INDIA	9 000	21 350	16 900	25 998
	AUSTRALIA	8 177	24 353	824	7 674
	UNITED STATES	14 240	104 481	41 477	149 197
	UNITED KINGDOM	243	2 574	317	3 079
	NETHERLANDS	48	350	222	6 829
	FRANCE	0	0	340	1 354
	GERMANY, FED. REP. OF	4 709	43 002	12 260	55 544
	BELGIUM	1 440	1 709	0	0
	SWITZERLAND	4	647	0	0
	DENMARK	752	34 760	0	0
	ITALY	9	345	8 500	23 908
	SPAIN	30 400	50 160	45 600	72 048
	SUB TOTAL	**2 811 890**	**4 285 686**	**1 173 775**	**2 438 552 ***
3402909400	**ANIONIC SURFACE-ACTIVE PREP, NOT LIQUIDFORM, WETTING AGENT NOT FOR RETAIL SALE**				
55423	JAPAN	867	20 357	2 876	39 612
	HONG KONG	4 480	11 168	0	0
	KOREA, REPUBLIC OF	4	33	37	455
	CHINA	4 560	9 164	519 960	984 445
	SOUTH AFRICA	8 410	19 595	37 845	116 127
	UNITED STATES	9 881	38 977	45 210	237 655
	UNITED KINGDOM	13	716	1	12
	GERMANY, FED. REP. OF	6 402	11 730	5 600	12 896
	BELGIUM	2 592	42 286	2 040	42 279
	ITALY	0	0	1 800	13 098
	SPAIN	26	508	0	0
	SUB TOTAL	**37 235**	**154 534**	**615 369**	**1 446 579 ***
3402909500	**ANIONIC SURFACE-ACTIVE PREP, NOT LIQUIDFORM,NOT WETT AGENT NOT FOR RETAIL SALE**				
55423	JAPAN	10 332	105 459	27 441	143 285
	HONG KONG	697	1 473	0	0
	KOREA, REPUBLIC OF	18 528	57 705	13 546	41 760
	TAIWAN	10 321	24 498	1 100	4 270
	CHINA	2 157 017	3 549 378	667 674	1 754 095
	THAILAND	2 311 918	2 128 801	662 433	575 238
	SINGAPORE	17 211	80 649	6 459	31 523
	PHILIPPINES	1 000	1 106	0	0
	MALAYSIA	67	6 965	54 484	48 024
	INDIA	200	466	1 904	3 874
	INDONESIA	2	10	1	8
	AUSTRALIA	14 230	149 836	80 519	475 310

http://www.bpsgo.id

HS / SITC	COMMODITY DESCRIPTION / COUNTRY OF ORIGIN	JANUARY - DECEMBER 2015		JANUARY - DECEMBER 2016	
		NET WEIGHT (KG)	CIF VALUE (US$)	NET WEIGHT (KG)	CIF VALUE (US$)
	UNITED STATES	47 242	162 180	10 040	34 375
	CANADA	0	0	134	1 708
	MEXICO	47 899	192 613	724	3 258
	UNITED KINGDOM	3 625	17 808	5	150
	NETHERLANDS	6 061	55 331	15 302	134 575
	FRANCE	7 121	61 140	3 368	49 436
	GERMANY, FED. REP. OF	464 249	1 581 917	472 806	1 573 355
	BELGIUM	15 012	83 316	0	0
	SWITZERLAND	48	2 289	0	0
	DENMARK	127	5 889	0	0
	SWEDEN	3	938	0	0
	FINLAND	0	0	2	402
	ITALY	2	2	16 000	73 280
	SPAIN	39 053	186 904	37 500	175 536
	SUB TOTAL	**5 171 965**	**8 456 673**	**2 071 442**	**5 123 462 ***
3402909900	**OTH WASH/LEAN PREP,INCL BLEACH CLEANSOTH THAN LIQUID-NOT FOR RETAIL SALE**				
55423	JAPAN	64 100	389 500	55 888	678 339
	HONG KONG	106	7 911	42	5 558
	KOREA, REPUBLIC OF	91	516	12	272
	TAIWAN	2 282	8 649	2 000	3 740
	CHINA	42 197	58 808	252 555	465 956
	THAILAND	1 034	11 351	7 399	28 323
	SINGAPORE	105 308	333 867	124 874	390 721
	MALAYSIA	14 463	30 979	13 757	31 691
	VIET NAM	236	2 627	0	0
	INDIA	15 400	40 760	2 100	2 373
	INDONESIA	280	6 143	3 226	14 147
	AUSTRALIA	32 771	150 636	33 352	153 907
	UNITED STATES	22 945	131 627	24 939	151 694
	UNITED KINGDOM	77	4 569	0	0
	NETHERLANDS	367	2 440	0	0
	FRANCE	0	0	408	1 293
	GERMANY, FED. REP. OF	8 002	51 925	823 420	83 416
	BELGIUM	60	684	12	221
	SWITZERLAND	52	779	15	553
	DENMARK	0	0	95	1 004
	ITALY	148	2 463	0	0
	SUB TOTAL	**309 919**	**1 236 234**	**1 344 094**	**2 013 208 ***
3403111100	**LIQUID LUBRICATING OIL PREP, FOR TREATMOF TEXTILE,OR OTH MATERIAL, CONT PETROL**				
59771	JAPAN	57 197	510 600	74 087	543 125
	HONG KONG	177	3 526	126	10 467
	KOREA, REPUBLIC OF	91 349	258 885	74 800	184 686
	TAIWAN	19 283	30 109	10 242	29 684
	CHINA	1 694	1 661	24 269	23 160
	THAILAND	2 858	7 611	1 533	13 640
	SINGAPORE	243 824	576 962	218 384	556 270
	MALAYSIA	83	149	760	2 516
	INDIA	310	938	12 268	31 893
	INDONESIA	0	0	9 429	16 264
	AUSTRALIA	1 832	18 541	22	1 096
	NEW ZEALAND	0	0	11	127
	UNITED STATES	62 313	262 592	1 632	24 610
	CANADA	316	4 484	94	2 402
	UNITED KINGDOM	60 000	114 000	60 002	108 742
	NETHERLANDS	1	204	311	8 403
	FRANCE	26	1 996	5	30
	GERMANY, FED. REP. OF	10 647	24 521	328	20 767
	BELGIUM	1 631	56 813	6 831	92 673
	SWITZERLAND	0	0	642	18 223
	DENMARK	16	226	39	521
	IRELAND	42	3 512	0	0
	ITALY	14 919	22 366	28	192
	SPAIN	7 530	10 097	16 541	23 621
	GREECE	1	4	1	4
	SUB TOTAL	**576 049**	**1 909 797**	**512 385**	**1 713 116 ***
3403111900	**OTH LIQUID PREPRTION FOR THE TREATMENTTEXTILE OR OTH MATERIALS, CONT PETROLEUM**				
59771	JAPAN	6 372	66 201	7 270	100 985

http://www.bps.go.id

HS / SITC	COMMODITY DESCRIPTION / COUNTRY OF ORIGIN	JANUARY - DECEMBER 2015		JANUARY - DECEMBER 2016	
		NET WEIGHT (KG)	CIF VALUE (US$)	NET WEIGHT (KG)	CIF VALUE (US$)
	KOREA, REPUBLIC OF	33 441	84 377	35 499	115 282
	TAIWAN	216 168	356 506	320 255	485 252
	CHINA	17 645	68 662	103 288	257 730
	THAILAND	1 180	3 512	270	2 052
	SINGAPORE	7 878	110 077	9 725	107 508
	MALAYSIA	9 454	57 469	32 717	217 579
	INDIA	400	1 600	9 860	7 342
	IRAN (ISLAMIC REPUBLIC OF)	60	1 012	0	0
	SOUTH AFRICA	26 100	55 520	18 955	55 533
	AUSTRALIA	53	1 676	426	11 966
	UNITED STATES	18 581	94 798	6 259	63 880
	UNITED KINGDOM	0	0	16	799
	NETHERLANDS	3	828	8	110
	FRANCE	7 406	18 207	0	0
	GERMANY, FED. REP. OF	26 454	55 507	142 831	330 560
	AUSTRIA	22 580	42 670	15 556	45 940
	BELGIUM	216	1 457	2 505	8 372
	NORWAY	10	5 512	0	0
	FINLAND	13	907	0	0
	ITALY	5 390	16 811	2 528	4 176
	SPAIN	0	0	150	493
	SUB TOTAL	**399 404**	**1 043 309**	**708 118**	**1 815 559 ***
3403119000	**OTH PREP FOR THE TREATMENT OF TEXTILE MATERIALS,OTH THAN LIQUID,CONT PETROLEUM**				
59771	JAPAN	2 250 411	6 493 202	2 392 900	6 815 639
	HONG KONG	0	0	10 000	102 300
	KOREA, REPUBLIC OF	69 350	89 366	32 206	41 620
	TAIWAN	69 047	162 843	37 397	304 195
	CHINA	126 809	432 379	279 760	464 475
	THAILAND	4 000	15 000	26 000	113 800
	SINGAPORE	54 205	113 508	29 862	121 029
	MALAYSIA	2 082 418	2 230 363	1 863 131	1 909 634
	BRUNEI DARUSSALAM	26	22	0	0
	VIET NAM	0	0	3 000	15 900
	INDIA	12 039	35 819	1 029	2 159
	UNITED ARAB EMIRATES	23	220	0	0
	AUSTRALIA	180	5 957	1 411	18 974
	UNITED STATES	57 999	264 337	49 853	221 206
	CANADA	0	0	23	371
	UNITED KINGDOM	3 224	39 459	3 245	32 896
	NETHERLANDS	0	0	3 331	7 863
	FRANCE	1 600	4 440	0	0
	GERMANY, FED. REP. OF	54 505	135 122	68 217	126 932
	AUSTRIA	0	0	3 120	38 468
	BELGIUM	0	0	562	5 625
	SWITZERLAND	5	1 565	0	0
	ITALY	92 490	128 166	103 966	147 675
	SUB TOTAL	**4 878 331**	**10 151 768**	**4 909 013**	**10 490 761 ***
3403191100	**LIQUID OIL FOR AIRCRAFT ENGINE CONTPETROILS/OILS OBTAIN. BITUMINOUS MINERAL**				
59772	SINGAPORE	30 106	273 855	148 007	1 288 575
	UNITED STATES	1	46	4 105	13 410
	BELGIUM	75	1 113	0	0
	SUB TOTAL	**30 182**	**275 014**	**152 112**	**1 301 985 ***
3403191200	**OTH LIQUID PREP CONTENT SILICONE OIL,CONT PETROLE OILS,OR BITUMINOUS MINERAL**				
59772	JAPAN	1 036	18 700	3	52
	HONG KONG	0	0	20	884
	KOREA, REPUBLIC OF	1 194	9 867	2 672	6 681
	CHINA	102 266	577 878	82 512	344 812
	THAILAND	0	0	3 358	5 996
	SINGAPORE	30 167	110 978	137 954	431 310
	PHILIPPINES	118 706	319 304	0	0
	MALAYSIA	149	1 157	337	2 345
	SUDAN	5	278	0	0
	UNITED STATES	754	2 664	0	0
	FRANCE	1 244	10 100	3 233	22 666
	GERMANY, FED. REP. OF	5	4 312	35	1 129
	SWITZERLAND	0	0	49 008	141 429
	SUB TOTAL	**255 526**	**1 055 238**	**279 132**	**957 304 ***

http://www.bps.go.id

HS / SITC	COMMODITY DESCRIPTION / COUNTRY OF ORIGIN	JANUARY - DECEMBER 2015		JANUARY - DECEMBER 2016	
		NET WEIGHT (KG)	CIF VALUE (US$)	NET WEIGHT (KG)	CIF VALUE (US$)
3403191900	**OTH LIQUID FOR OTHER PURPOSES CONTPETROL OIL OR BITUMINOUS MINERAL OILS**				
59772	JAPAN	591 219	1 496 542	1 060 211	3 199 352
	HONG KONG	11	678	294	835
	KOREA, REPUBLIC OF	61 300	122 174	51 255	92 951
	TAIWAN	23	832	0	0
	CHINA	73 463	161 124	78 247	280 276
	THAILAND	29 797	59 387	34 666	66 910
	SINGAPORE	26 704	97 627	20 302	79 068
	MALAYSIA	500	20 162	0	0
	EGYPT	84 205	284 671	66 342	230 864
	AUSTRALIA	0	0	9 287	68 113
	UNITED STATES	12 567 892	28 755 097	10 731 171	23 530 160
	CANADA	6	16	0	0
	UNITED KINGDOM	11 933	32 430	1	3
	NETHERLANDS	3 708	10 298	0	0
	FRANCE	118 483	421 275	141 470	513 061
	GERMANY, FED. REP. OF	5 642	15 561	15 635	54 017
	AUSTRIA	0	0	39	612
	BELGIUM	128	3 071	0	0
	SWITZERLAND	0	0	76	1 197
	DENMARK	1 031	25 639	345	10 495
	SWEDEN	460	3 572	12	529
	ITALY	4	154	0	0
	SPAIN	14 400	64 800	28 800	129 600
	SUB TOTAL	**13 590 909**	**31 575 110**	**12 238 153**	**28 258 043 ***
3403199000	**OTH LUBRICATING PREP CONT PETROLEUM OIL**				
59772	JAPAN	256 272	1 725 365	233 863	2 009 939
	HONG KONG	2 142	18 014	1 408	16 000
	KOREA, REPUBLIC OF	56 052	114 566	134 108	295 650
	TAIWAN	38 727	46 946	29 975	57 250
	CHINA	248 098	1 335 819	208 651	1 272 437
	THAILAND	11 645	21 194	35 717	75 025
	SINGAPORE	192 169	1 026 307	213 112	878 594
	PHILIPPINES	26 027	46 151	0	0
	MALAYSIA	1 802	11 805	1 410	5 860
	VIET NAM	1 250 942	5 073 551	1 432 754	5 850 950
	INDIA	0	0	12 269	68 213
	AUSTRALIA	2 449	15 320	2 480	15 862
	UNITED STATES	333 795	1 273 067	274 127	1 195 192
	CANADA	1 145	12 789	0	0
	UNITED KINGDOM	15 885	32 391	1 857	15 853
	NETHERLANDS	2	175	257	912
	FRANCE	115 117	469 206	86 684	343 264
	GERMANY, FED. REP. OF	723 704	3 988 556	519 565	3 146 782
	BELGIUM	121	9 856	719	15 589
	SWITZERLAND	0	0	12 084	104 071
	SWEDEN	732	4 345	200	3 327
	SPAIN	21 818	70 638	2 693	7 730
	SUB TOTAL	**3 298 644**	**15 296 061**	**3 203 933**	**15 378 500 ***
3403911100	**LIQUID PREP CONT SILICONE OIL-FOR TREATOF TEXTILE,OR OTH MATT,NOT CONT PETROL**				
59773	JAPAN	606 386	2 141 859	577 001	2 206 739
	HONG KONG	99	5 336	3	36
	KOREA, REPUBLIC OF	12 760	85 522	31 318	139 629
	TAIWAN	5 361	12 076	31 490	84 800
	CHINA	53 123	102 898	43 552	110 651
	THAILAND	1 176	19 122	4 350	58 875
	SINGAPORE	3 877	81 522	2 409	14 798
	MALAYSIA	1	17	1	63
	INDIA	0	0	10 600	21 140
	UNITED STATES	25 596	104 628	5 000	16 375
	UNITED KINGDOM	0	0	18	438
	FRANCE	227	4 597	140	3 013
	GERMANY, FED. REP. OF	16 960	44 725	26 314	78 260
	SWITZERLAND	10 570	31 116	0	0
	ITALY	0	0	100	1 177
	SUB TOTAL	**736 136**	**2 633 418**	**732 296**	**2 735 994 ***

http://www.bps.go.id

HS / SITC	COMMODITY DESCRIPTION / COUNTRY OF ORIGIN	JANUARY - DECEMBER 2015		JANUARY - DECEMBER 2016	
		NET WEIGHT (KG)	CIF VALUE (US$)	NET WEIGHT (KG)	CIF VALUE (US$)
3403911900	**LIQUID PREP FOR TREATMENT OF TEXTILEMATER,NOT CONT PETROLEUM OIL & SILICONE**				
59773	JAPAN	539 748	2 105 167	559 975	2 488 117
	KOREA, REPUBLIC OF	328 918	561 621	309 220	390 761
	TAIWAN	206 518	307 014	102 442	173 003
	CHINA	160 815	272 543	89 800	154 042
	THAILAND	0	0	42 000	48 100
	SINGAPORE	2 587	152 982	957	13 750
	PHILIPPINES	36 000	46 900	26 000	32 320
	MALAYSIA	0	0	603	5 338
	CAMBODIA	15 180	14 900	0	0
	VIET NAM	10 000	10 934	29 400	30 135
	INDIA	38 430	85 688	40 440	100 890
	INDONESIA	0	0	840	839
	SOUTH AFRICA	26 700	66 669	24 300	74 550
	AUSTRALIA	366	1 761	405	1 631
	UNITED STATES	8 507	58 144	10 902	20 997
	BRAZIL	1 801	4 045	0	0
	UNITED KINGDOM	0	0	7	150
	NETHERLANDS	5 248	12 974	27 609	60 115
	FRANCE	20 245	34 005	18 450	35 190
	GERMANY, FED. REP. OF	665 843	1 743 935	600 652	1 437 376
	SWITZERLAND	24 290	47 825	0	0
	ITALY	48 795	81 147	40 412	62 314
	SPAIN	28 100	44 668	30 725	44 523
	SUB TOTAL	**2 168 091**	**5 652 922**	**1 955 139**	**5 174 141 ***
3403919000	**LIQUID PREPARAT FOR TREATMENT OF TEXTILOR THE MATERIAL, NOT CONT PETROLEUM OIL**				
59773	JAPAN	3 542 428	10 636 166	3 753 765	11 445 701
	HONG KONG	10 934	71 754	0	0
	KOREA, REPUBLIC OF	1 150 173	2 740 564	1 089 146	2 559 537
	TAIWAN	1 832 153	2 814 970	1 578 400	2 239 036
	CHINA	280 947	531 504	524 788	826 481
	THAILAND	72 180	96 033	120 824	163 358
	SINGAPORE	22 042	233 595	45 884	315 858
	MALAYSIA	673 721	1 309 053	764 353	1 533 311
	INDIA	8 104	9 662	16 610	40 052
	PAKISTAN	22 000	40 007	0	0
	INDONESIA	0	0	1 050	1 901
	UNITED STATES	50 572	345 321	231 680	1 057 869
	CANADA	0	0	20	172
	NETHERLANDS	280 937	477 601	220 235	347 194
	FRANCE	122 800	247 700	101 963	205 785
	GERMANY, FED. REP. OF	1 616 459	3 774 129	890 135	1 952 928
	BELGIUM	1	41	21 600	49 026
	LUXEMBOURG	160	279	0	0
	SWEDEN	0	0	3	58
	ITALY	528 403	1 395 105	467 683	1 221 691
	SPAIN	7 000	15 755	14 570	62 514
	SUB TOTAL	**10 221 014**	**24 739 239**	**9 842 709**	**24 022 472 ***
3403991100	**LIQUID OIL FOR AIRCRAFT ENGINE NOT CONTPETROLEUM OILS OR OILS OBTAIN BITUMIN**				
59774	JAPAN	0	0	21	630
	KOREA, REPUBLIC OF	39	319	0	0
	SINGAPORE	0	0	45 810	625 614
	MALAYSIA	86	37 675	0	0
	UNITED STATES	39 857	250 674	67 093	224 572
	CANADA	0	0	7 501	105 730
	UNITED KINGDOM	35	618	0	0
	GERMANY, FED. REP. OF	22	3 106	2 843	44 270
	SWITZERLAND	0	0	7 942	111 941
	SWEDEN	0	0	25	182
	SUB TOTAL	**40 039**	**292 392**	**131 235**	**1 112 939 ***
3403991200	**OTH LIQUID PREP CONTENT SILICONE OILCONT PETROL OIL,OR BITUMINOUS MINERAL**				
59774	JAPAN	857	24 052	1 749	39 369
	KOREA, REPUBLIC OF	0	0	460	9 640
	CHINA	6	44	0	0
	SINGAPORE	1 384	71 591	196	654
	UNITED STATES	20	177	594	2 879
	ARGENTINA	151 210	409 088	159 760	401 493

http://www.bps.go.id

HS / SITC	COMMODITY DESCRIPTION / COUNTRY OF ORIGIN	JANUARY - DECEMBER 2015		JANUARY - DECEMBER 2016	
		NET WEIGHT (KG)	CIF VALUE (US$)	NET WEIGHT (KG)	CIF VALUE (US$)
	BELGIUM	29	263	0	0
	SUB TOTAL	**153 506**	**505 215**	**162 759**	**454 035 ***
3403991900	**OTH LIQUID FOR OTHER PURPOSE NOT CONTPETROLEUM OIL OR BITUMINOUS MINERAL OIL**				
59774	JAPAN	27 024	221 583	58 964	522 191
	KOREA, REPUBLIC OF	247	2 477	33 133	90 923
	TAIWAN	77 487	73 966	35 667	32 400
	CHINA	151 980	310 538	163 908	333 499
	SINGAPORE	25 679	66 279	93 443	266 307
	MALAYSIA	53 065	110 046	16 169	50 650
	AUSTRALIA	19	213	0	0
	UNITED STATES	716 241	2 700 746	759 739	3 332 738
	ARGENTINA	0	0	1 573	42 394
	NETHERLANDS ANTILLES	5 487	14 084	0	0
	UNITED KINGDOM	890	12 731	828	20 868
	NETHERLANDS	24 690	100 046	22 056	55 333
	FRANCE	51 552	139 325	90 789	238 510
	GERMANY, FED. REP. OF	26 078	122 470	189 713	745 578
	AUSTRIA	0	0	23	358
	BELGIUM	0	0	6 734	37 146
	SWITZERLAND	10 540	95 306	12 750	106 357
	DENMARK	0	0	4 036	8 697
	SWEDEN	0	0	50	648
	SUB TOTAL	**1 170 979**	**3 969 810**	**1 489 575**	**5 884 597 ***
3403999000	**PREPARAT FOR TREAT OF TEXTILE,LEATHEROTH MATER,NOT CONT PETROL OIL,NOT LIQUID**				
59774	JAPAN	974 460	10 285 546	1 154 939	10 705 318
	HONG KONG	22 882	91 090	11 383	90 410
	KOREA, REPUBLIC OF	222 482	1 008 078	153 516	577 277
	TAIWAN	181 534	536 506	238 781	717 550
	CHINA	337 518	1 135 608	317 844	1 088 309
	THAILAND	545 827	1 171 070	603 382	1 028 850
	SINGAPORE	151 863	1 044 107	356 759	5 771 930
	PHILIPPINES	2 497	5 043	0	0
	MALAYSIA	68 310	257 343	112 372	256 618
	VIET NAM	983	3 710	7 200	17 017
	INDIA	152 339	291 040	91 398	221 248
	INDONESIA	400	9 337	0	0
	TURKEY	0	0	8	313
	UNITED ARAB EMIRATES	208	250	1 095	1 859
	EGYPT	115	252	788	3 278
	SWAZILAND	0	0	320	4 670
	SOUTH AFRICA	462	8 033	99	2 683
	AUSTRALIA	15 831	112 969	21 810	103 979
	NEW ZEALAND	165	414	15 479	30 757
	UNITED STATES	2 234 586	12 194 612	1 771 150	9 976 688
	CANADA	8 871	78 936	1 412	22 960
	ARGENTINA	5	19	273	12 467
	ECUADOR	16	3 009	0	0
	PUERTO RICO	24	953	0	0
	UNITED KINGDOM	80 114	215 045	173 471	500 571
	NETHERLANDS	33 106	126 503	24 205	119 669
	FRANCE	327 530	684 326	263 942	606 235
	GERMANY, FED. REP. OF	334 418	3 974 264	483 347	5 157 227
	AUSTRIA	79	11 710	94	9 672
	BELGIUM	17 271	89 532	17 536	129 154
	SWITZERLAND	757	11 045	1 220	14 419
	LUXEMBOURG	0	0	1	63
	DENMARK	316	2 821	831	3 200
	NORWAY	20	11 191	4	235
	SWEDEN	117	1 594	247	9 488
	FINLAND	0	0	2	440
	ITALY	72 087	154 021	87 092	213 006
	SPAIN	10 226	41 715	31 353	111 760
	POLAND	0	0	13	2 697
	KYRGYZSTAN	3 200	5 950	0	0
	SLOVAKIA	0	0	186	2 023
	RUSSIA FEDERATION	0	0	13	202
	SUB TOTAL	**5 800 619**	**33 567 642**	**5 943 565**	**37 514 242 ***

http://www.bps.go.id

HS / SITC	COMMODITY DESCRIPTION / COUNTRY OF ORIGIN	JANUARY - DECEMBER 2015		JANUARY - DECEMBER 2016	
		NET WEIGHT (KG)	CIF VALUE (US$)	NET WEIGHT (KG)	CIF VALUE (US$)
3404200000	**ARTIFICIAL WAXES & PREPARED WAXES,OFPOLY(OXYETHYLENE) (POLYETHYLENE GLYCOL)**				
59835	JAPAN	184 296	730 009	161 271	709 955
	HONG KONG	24 576	83 918	54 484	183 070
	KOREA, REPUBLIC OF	2 875 898	5 900 663	2 470 325	4 433 110
	TAIWAN	783 298	1 295 105	418 663	701 776
	CHINA	216 534	526 844	216 184	486 980
	THAILAND	603 502	918 597	758 801	1 079 700
	SINGAPORE	16 343	57 398	3 403	15 038
	PHILIPPINES	220	3 322	1 100	16 979
	MALAYSIA	110 556	163 253	43 731	57 676
	VIET NAM	0	0	3 600	140 388
	INDIA	400	2 600	0	0
	SAUDI ARABIA	428 110	416 578	18 000	21 411
	TURKEY	10	51	0	0
	UNITED ARAB EMIRATES	96 960	39 754	0	0
	AUSTRALIA	1 886	6 529	6 100	29 002
	UNITED STATES	107 577	185 665	89 488	296 118
	UNITED KINGDOM	51	1 399	1 571	26 018
	NETHERLANDS	200	641	6 400	64 052
	FRANCE	29 105	114 096	24 301	98 051
	GERMANY, FED. REP. OF	294 097	910 707	538 413	1 625 039
	AUSTRIA	21	84	0	0
	BELGIUM	84 925	171 399	22 880	66 352
	SWITZERLAND	15 000	345 000	12 840	236 184
	ITALY	30 807	88 765	57 800	198 924
	HUNGARY	57	421	186	1 139
	SUB TOTAL	**5 904 429**	**11 962 798**	**4 909 541**	**10 486 962 ***
3404901000	**OTH ARTIFICIAL WAXES & PREPARED WAXES.**				
59839	JAPAN	2	48	21	445
	KOREA, REPUBLIC OF	168 980	551 454	296 034	813 522
	CHINA	22 060	113 940	12 000	16 200
	THAILAND	48 000	70 368	36 000	51 840
	SINGAPORE	316	5 755	17 300	23 124
	SAUDI ARABIA	16 314	18 109	0	0
	UNITED STATES	30	802	0	0
	UNITED KINGDOM	4 002	12 128	0	0
	NETHERLANDS	0	0	8 000	16 966
	FRANCE	0	0	6 729	96 174
	GERMANY, FED. REP. OF	68 694	190 667	134 280	332 608
	AUSTRIA	74	2 338	60	3 451
	BELGIUM	0	0	1 050	15 064
	DENMARK	12 000	56 160	0	0
	SUB TOTAL	**340 472**	**1 021 769**	**511 474**	**1 369 394 ***
3404909000	**OTH ARTIFICIAL WAXES & PREPARED WAXES.**				
59839	JAPAN	423 307	1 691 217	806 432	2 647 911
	HONG KONG	665	2 936	67 108	159 805
	KOREA, REPUBLIC OF	2 630 507	4 604 876	2 856 456	5 112 974
	TAIWAN	1 178 181	2 011 634	344 488	417 813
	CHINA	2 644 300	5 448 730	5 107 578	9 703 028
	THAILAND	2 538 991	4 308 793	2 349 506	3 903 215
	SINGAPORE	662 619	2 020 563	1 254 743	2 558 544
	PHILIPPINES	28 500	48 475	24 500	33 880
	MALAYSIA	683 643	1 357 305	442 835	916 916
	VIET NAM	66	551	1 000	3 150
	INDIA	5 236	11 360	54 695	116 030
	INDONESIA	216 000	310 950	0	0
	IRAN (ISLAMIC REPUBLIC OF)	0	0	15 000	16 500
	SAUDI ARABIA	135 409	153 639	432 113	277 149
	TURKEY	45 520	61 452	27 000	33 750
	UNITED ARAB EMIRATES	0	0	150 391	82 179
	SOUTH AFRICA	23 738	218 797	27 642	224 750
	AUSTRALIA	46	907	8	379
	UNITED STATES	947 974	3 218 492	980 963	4 410 409
	CANADA	0	0	1	58
	MEXICO	0	0	6 000	51 000
	UNITED KINGDOM	11 416	52 262	16 718	59 826
	NETHERLANDS	55 081	193 961	18 718	72 845
	FRANCE	5 380	67 292	78 451	492 058
	GERMANY, FED. REP. OF	1 829 116	4 099 421	1 443 083	5 027 220

http://www.bps.go.id

HS / SITC	COMMODITY DESCRIPTION / COUNTRY OF ORIGIN	JANUARY - DECEMBER 2015		JANUARY - DECEMBER 2016	
		NET WEIGHT (KG)	CIF VALUE (US$)	NET WEIGHT (KG)	CIF VALUE (US$)
	AUSTRIA	49	1 808	620	11 080
	BELGIUM	24 365	52 009	285	12 502
	SWITZERLAND	582	8 133	16 830	79 299
	DENMARK	132 235	355 598	17 081	84 234
	SWEDEN	605	5 876	800	7 440
	IRELAND	0	0	100	974
	ITALY	134 603	294 833	143 246	348 965
	SPAIN	85	1 206	28 883	150 739
	PORTUGAL	0	0	114	2 202
	SUB TOTAL	**14 358 219**	**30 603 076**	**16 713 388**	**37 018 824 ***
3405100000	**POLISHES, CREAMS & SIMILAR PREPARAT FORWEAR OR LEATHER**				
55431	JAPAN	7 013	72 880	5 374	79 714
	KOREA, REPUBLIC OF	27 631	61 709	1 110	6 241
	TAIWAN	12 695	102 950	2 197	19 273
	CHINA	22 391	111 367	41 733	193 571
	SINGAPORE	1 986	11 808	21	381
	MALAYSIA	21 630	160 222	0	0
	VIET NAM	0	0	1 013	10 284
	TURKEY	36	1 102	0	0
	UNITED STATES	1 642	9 252	2 621	17 487
	HONDURAS	54 543	452 425	20 088	245 314
	UNITED KINGDOM	458	10 041	0	0
	FRANCE	0	0	31	1 233
	GERMANY, FED. REP. OF	234	2 380	73	840
	ITALY	30 331	217 488	20 329	143 473
	SPAIN	10	302	0	0
	POLAND	0	0	1	4
	SUB TOTAL	**180 600**	**1 213 926**	**94 591**	**717 815 ***
3405200000	**POLISHES,CREAMS & SIMILAR PREP FOR THEMAINTENANCE OF WOODEN FURNITURE**				
55432	JAPAN	31 391	194 262	30 073	222 767
	KOREA, REPUBLIC OF	7 836	54 202	25 375	128 475
	CHINA	20	47	0	0
	SINGAPORE	50	324	29	228
	UNITED STATES	1 635	6 947	15 804	135 887
	UNITED KINGDOM	1 186	2 196	0	0
	GERMANY, FED. REP. OF	100	609	326	2 842
	DENMARK	3 263	34 864	2 657	44 502
	SUB TOTAL	**45 481**	**293 451**	**74 264**	**534 701 ***
3405300000	**POLISHES & SIMILAR PREP FOR COACHWORK,OTH THAN METAL POLISHES**				
55433	JAPAN	62 589	571 510	36 211	300 409
	HONG KONG	256	4 054	288	5 099
	KOREA, REPUBLIC OF	31 369	52 788	11 060	42 589
	TAIWAN	40 428	112 317	6 931	32 820
	CHINA	233 934	588 525	149 068	272 819
	THAILAND	0	0	94	1 719
	SINGAPORE	3 523	80 559	9 492	99 814
	MALAYSIA	3 248	38 567	8 789	12 035
	TURKEY	3 044	6 273	0	0
	AUSTRALIA	77 225	79 883	62 653	81 663
	UNITED STATES	167 069	976 557	213 310	959 277
	UNITED KINGDOM	22 600	131 276	12 501	74 538
	NETHERLANDS	549	898	13 331	36 493
	FRANCE	1 928	40 542	596	37 781
	GERMANY, FED. REP. OF	347 064	271 511	198 025	223 361
	AUSTRIA	4	132	1	177
	BELGIUM	4 184	11 513	0	0
	SWITZERLAND	1 576	14 815	59	227
	FINLAND	644	9 140	527	9 738
	ITALY	1 715	2 930	5 583	14 685
	SPAIN	2 547	9 912	10 801	11 351
	PORTUGAL	0	0	7	119
	SUB TOTAL	**1 005 496**	**3 003 702**	**739 327**	**2 216 714 ***
3405401000	**ABRASIVE LAPPING & HONING,IN THE FORM OFFLOUR,SCOURING PASTES & POWDER**				
55434	JAPAN	8 150	44 559	2 159	11 135
	TAIWAN	100	285	0	0

http://www.bps.go.id

HS / SITC	COMMODITY DESCRIPTION / COUNTRY OF ORIGIN	JANUARY - DECEMBER 2015		JANUARY - DECEMBER 2016	
		NET WEIGHT (KG)	CIF VALUE (US$)	NET WEIGHT (KG)	CIF VALUE (US$)
	CHINA	4 696	13 075	0	0
	UNITED STATES	0	0	1 951	7 592
	UNITED KINGDOM	0	0	74 249	153 771
	FRANCE	157	3 711	44	1 024
	GERMANY, FED. REP. OF	20 194	76 175	386	1 498
	ITALY	0	0	110	1 220
	SUB TOTAL	**33 297**	**137 805**	**78 899**	**176 240 ***
3405409000	**OTH SCOURING PASTES & POWDERS & OTHSCOURING PREPARATIONS**				
55434	JAPAN	180 957	723 145	105 206	650 514
	HONG KONG	173	4 232	18	443
	KOREA, REPUBLIC OF	4 600	11 914	156	536
	TAIWAN	276	6 660	119	2 509
	CHINA	1 560	3 790	2 245	7 886
	SINGAPORE	1 617	10 759	554	5 846
	MALAYSIA	108	4 808	4 125	27 515
	UNITED STATES	5 610	46 852	4 486	53 210
	CANADA	4 000	26 220	2 000	13 100
	UNITED KINGDOM	0	0	7	702
	NETHERLANDS	0	0	19 872	71 664
	FRANCE	642	14 936	285	8 900
	GERMANY, FED. REP. OF	1 345	8 576	20 351	81 035
	ITALY	0	0	362	3 780
	SUB TOTAL	**200 888**	**861 892**	**159 786**	**927 640 ***
3405901000	**METAL POLISHERS**				
55435	JAPAN	14 922	155 657	7 978	196 783
	HONG KONG	167	2 816	0	0
	KOREA, REPUBLIC OF	11	179	7	180
	TAIWAN	33 179	66 600	23 374	45 660
	CHINA	15 549	11 052	3 883	4 734
	THAILAND	3	1 331	24	7 496
	SINGAPORE	2 873	77 583	324	28 479
	UNITED STATES	447	5 127	742	6 422
	UNITED KINGDOM	11	99	4	1 037
	FRANCE	14	856	0	0
	GERMANY, FED. REP. OF	26 093	133 172	25 798	132 855
	AUSTRIA	0	0	4	94
	DENMARK	0	0	30	1 892
	ITALY	2 257	25 134	87 529	48 119
	SUB TOTAL	**95 526**	**479 606**	**149 697**	**473 751 ***
3405909000	**OTH POLISHES & CREAM, FOR FOOTWEAR,FURNITURE, FLOORS**				
55435	JAPAN	8 894	203 613	8 192	231 710
	HONG KONG	316	5 995	349	9 198
	KOREA, REPUBLIC OF	327	11 680	41	8 193
	CHINA	299 876	215 417	81 459	78 676
	THAILAND	3	49	30	838
	SINGAPORE	3 587	49 795	4 078	49 926
	MALAYSIA	696	12 880	61	1 154
	VIET NAM	208	1 135	4	10
	AUSTRALIA	0	0	19 201	15 970
	UNITED STATES	2 448	20 696	2 646	42 956
	UNITED KINGDOM	10	1 207	3 081	7 032
	GERMANY, FED. REP. OF	45	1 558	11 049	38 267
	BELGIUM	0	0	79	636
	DENMARK	0	0	10	645
	ITALY	11	54	48	1 045
	SPAIN	4	1 053	0	0
	POLAND	0	0	1	170
	SUB TOTAL	**316 425**	**525 132**	**130 329**	**486 426 ***
3406000000	**CANDLES, TAPERS & THE LIKE**				
89931	JAPAN	18 707	375 024	32	637
	HONG KONG	7 252	8 084	178 195	118 885
	KOREA, REPUBLIC OF	7 622	26 090	171	2 107
	TAIWAN	103 405	62 924	105 725	77 765
	CHINA	851 019	1 443 983	1 350 694	1 940 047
	THAILAND	1 575	11 722	1 044	12 088

http://www.bps.go.id

HS / SITC	COMMODITY DESCRIPTION / COUNTRY OF ORIGIN	JANUARY - DECEMBER 2015		JANUARY - DECEMBER 2016	
		NET WEIGHT (KG)	CIF VALUE (US$)	NET WEIGHT (KG)	CIF VALUE (US$)
	SINGAPORE	125 645	468 298	123 928	113 328
	PHILIPPINES	0	0	13	110
	MALAYSIA	93 543	163 572	281 025	474 829
	VIET NAM	21 086	12 117	32 888	29 769
	INDIA	78	491	178	2 120
	INDONESIA	1	8	0	0
	AUSTRALIA	0	0	168	2 534
	UNITED STATES	19 077	116 193	70 837	355 220
	CANADA	0	0	11	143
	UNITED KINGDOM	14 434	166 951	895	10 594
	FRANCE	240	5 845	2 192	26 235
	GERMANY, FED. REP. OF	0	0	92	774
	BELGIUM	11 000	17 640	11	90
	SWITZERLAND	104	1 299	13	227
	SWEDEN	1 644	8 735	1 258	5 466
	FINLAND	224	2 894	1 000	11 149
	ITALY	51	701	1 709	12 000
	SPAIN	1 287	20 855	250	4 190
	PORTUGAL	1 758	14 528	719	15 089
	POLAND	5 422	26 877	1 935	10 112
	LITHUANIA	0	0	10	49
	SLOVAKIA	183	985	15	66
	SUB TOTAL	**1 285 357**	**2 955 816**	**2 155 008**	**3 225 623 ***
3407001000	**MODELLING PASTES, INCL THOSE PUT UP FORCHILDRENS AMUSEMENT**				
59895	JAPAN	5	78	4	102
	HONG KONG	0	0	3 216	10 052
	KOREA, REPUBLIC OF	9 124	72 484	19 735	161 298
	TAIWAN	0	0	18	140
	CHINA	293 394	1 612 215	396 898	2 498 989
	THAILAND	77 737	112 155	115 003	166 628
	SINGAPORE	2	75	64	467
	PHILIPPINES	0	0	13 321	29 308
	MALAYSIA	0	0	1 749	1 043
	INDIA	562	4 218	1 025	7 311
	UNITED STATES	4 819	7 269	4 241	9 686
	GERMANY, FED. REP. OF	5	1 055	11 491	39 151
	SWEDEN	0	0	5 921	45 041
	ITALY	8 500	18 541	29 548	47 108
	SUB TOTAL	**394 148**	**1 828 090**	**602 234**	**3 016 324 ***
3407002000	**PREP KNOWN AS ""DENTAL WAX"", IN SETS,PACKINGS,RETAIL SALE OR IN PLATES**				
59895	JAPAN	263	47 176	1 095	135 377
	UNITED KINGDOM	0	0	61	1 749
	GERMANY, FED. REP. OF	242	14 896	5 629	28 734
	ITALY	0	0	1	243
	SUB TOTAL	**505**	**62 072**	**6 786**	**166 103 ***
3407003000	**OTHER PREPARATIONS FOR USE IN DENTISTRY,WITH A BASIS OF PLASTER OF CALCINED**				
59895	JAPAN	5 544	52 853	28 106	324 160
	KOREA, REPUBLIC OF	4 357	223 190	5 108	173 167
	TAIWAN	35	25 196	0	0
	CHINA	5 898	47 060	2 512	19 902
	SINGAPORE	0	0	1	124
	AUSTRALIA	55	8 984	0	0
	UNITED STATES	124	2 129	4 817	9 258
	NETHERLANDS	0	0	7	4 039
	GERMANY, FED. REP. OF	22 267	41 403	11 393	33 437
	SWITZERLAND	23	2 303	0	0
	ITALY	7 093	64 592	5 010	53 766
	SUB TOTAL	**45 396**	**467 710**	**56 954**	**617 853 ***
3501100000	**CASEIN**				
59221	JAPAN	0	0	5	110
	KOREA, REPUBLIC OF	12 014	127 908	11 176	109 443
	CHINA	1 513	16 077	782 000	360 456
	SINGAPORE	0	0	1	57
	MALAYSIA	1 000	21 600	0	0
	NEW ZEALAND	1 056 120	7 894 581	1 163 700	5 944 685

http://www.bps.go.id

HS / SITC	COMMODITY DESCRIPTION / COUNTRY OF ORIGIN	JANUARY - DECEMBER 2015		JANUARY - DECEMBER 2016	
		NET WEIGHT (KG)	CIF VALUE (US$)	NET WEIGHT (KG)	CIF VALUE (US$)
	UNITED STATES	2	180	1	131
	FRANCE	271 383	2 378 170	218 750	1 458 885
	GERMANY, FED. REP. OF	16 009	129 716	2 256	18 342
	IRELAND	476 000	3 226 511	842 700	5 003 864
	POLAND	120 040	1 558 000	255 000	1 440 819
	UKRAINE	94 975	882 783	15 000	133 500
	SUB TOTAL	**2 049 056**	**16 235 526**	**3 290 589**	**14 470 292 ***
3501901000	**CASEINATES & OTHER CASEIN DERIVATIVES**				
59222	TAIWAN	0	0	48	322
	CHINA	0	0	152 360	909 590
	SINGAPORE	24 000	252 190	32 000	262 947
	AUSTRALIA	0	0	15 975	92 176
	NEW ZEALAND	2 980 452	25 951 751	3 118 280	20 776 825
	NETHERLANDS	606 175	4 903 704	967 975	5 796 975
	FRANCE	61 840	497 468	0	0
	DENMARK	586 998	4 019 380	926 100	5 326 020
	IRELAND	150 000	962 261	75 000	418 575
	SUB TOTAL	**4 409 465**	**36 586 754**	**5 287 738**	**33 583 430 ***
3501902000	**CASEIN GLUES**				
59222	JAPAN	0	0	2	18
	KOREA, REPUBLIC OF	0	0	3	28
	TAIWAN	2 000	14 000	0	0
	SINGAPORE	117	24 428	49	10 357
	MALAYSIA	0	0	1	135
	UNITED STATES	5	334	21	3 841
	SUB TOTAL	**2 122**	**38 762**	**76**	**14 379 ***
3502110000	**EGG ALBUMIN - DRIED**				
02530	THAILAND	0	0	2	4
	SINGAPORE	0	0	4	329
	INDIA	53 504	615 251	85 800	793 750
	BELGIUM	0	0	100	1 809
	ITALY	30 000	345 000	20 007	205 091
	SUB TOTAL	**83 504**	**960 251**	**105 913**	**1 000 983 ***
3502190000	**EGG ALBUMIN - OTH THAN DRIED**				
02530	CHINA	0	0	5	500
	UNITED STATES	1 701	17 520	0	0
	GERMANY, FED. REP. OF	1	4	4	512
	SUB TOTAL	**1 702**	**17 524**	**9**	**1 012 ***
3502200000	**MILK ALBUMIN,INCL CONCENTRATES OF >= 2WHEY PROTEINS**				
59223	SINGAPORE	0	0	13	103
	AUSTRALIA	167 859	1 426 250	250 771	1 801 919
	NEW ZEALAND	1 200	8 070	13 400	91 641
	UNITED STATES	145 785	1 965 163	240 000	2 683 471
	NETHERLANDS	6 000	82 851	12 000	169 639
	FRANCE	137 400	1 400 682	68 945	980 551
	GERMANY, FED. REP. OF	180 540	1 561 051	125 240	926 109
	DENMARK	46 200	1 071 840	50 700	1 176 240
	IRELAND	23 400	315 316	11 100	147 595
	SUB TOTAL	**708 384**	**7 831 223**	**772 169**	**7 977 268 ***
3502900000	**OTH EGG ALBUMIN**				
59223	CHINA	1	121	0	0
	SINGAPORE	4	483	18	2 613
	INDIA	0	0	11 295	61 441
	UNITED STATES	29	1 010	59	1 251
	CANADA	0	0	1	149
	GERMANY, FED. REP. OF	3 016	120 654	2 509	98 616
	SUB TOTAL	**3 050**	**122 268**	**13 882**	**164 070 ***
3503001100	**GLUES OF FISH GLUES**				
59224	KOREA, REPUBLIC OF	111	2 468	57	1 810

http://www.bps.go.id

HS / SITC	COMMODITY DESCRIPTION / COUNTRY OF ORIGIN	JANUARY - DECEMBER 2015		JANUARY - DECEMBER 2016	
		NET WEIGHT (KG)	CIF VALUE (US$)	NET WEIGHT (KG)	CIF VALUE (US$)
	CHINA	11	31	317	5 117
	SINGAPORE	685	1 567	2 899	5 250
	MALAYSIA	39	633	8	964
	INDIA	500	10 285	4 000	65 280
	BRAZIL	10 000	164 000	0	0
	NETHERLANDS	0	0	2	239
	FRANCE	0	0	147	1 531
	FINLAND	0	0	34	671
	ITALY	50	522	0	0
	SUB TOTAL	**11 396**	**179 506**	**7 464**	**80 862 ***
3503001900	**GLUES OF OTH THAN FISH GLUES**				
59224	JAPAN	1 022	12 434	838	12 419
	KOREA, REPUBLIC OF	15 494	54 830	17 629	57 064
	TAIWAN	1 160	11 380	1 538	6 205
	CHINA	114 390	139 683	103 519	126 260
	THAILAND	0	0	31	100
	SINGAPORE	1 192	3 835	211	2 669
	MALAYSIA	0	0	3	298
	NEW ZEALAND	0	0	50	12 600
	UNITED STATES	3	1 228	0	0
	NETHERLANDS	43 005	145 496	0	0
	GERMANY, FED. REP. OF	171	5 040	0	0
	BELGIUM	0	0	83	566
	NORWAY	0	0	1	2
	LITHUANIA	0	0	85	1 506
	SUB TOTAL	**176 437**	**373 926**	**123 988**	**219 689 ***
3503003000	**ISINGLASS**				
59224	KOREA, REPUBLIC OF	34 880	140 213	51 807	176 192
	SUB TOTAL	**34 880**	**140 213**	**51 807**	**176 192 ***
3503004100	**GELATIN IN POWDER FORM WITH BLOATINGLEVEL A-250 OR B-230 OR HIGHER**				
59224	KOREA, REPUBLIC OF	0	0	337	1 536
	CHINA	5 000	11 750	12 708	45 650
	SINGAPORE	0	0	95	137
	INDIA	1 500	18 000	75 860	609 749
	AUSTRALIA	0	0	4 500	36 000
	UNITED STATES	340	12 132	340	12 131
	BRAZIL	0	0	20 000	128 000
	GERMANY, FED. REP. OF	17	550	37	1 955
	SUB TOTAL	**6 857**	**42 432**	**113 877**	**835 158 ***
3503004900	**OTH GELATIN DERIVATIVES,ISINGLASS,OTHGLUE OF ANIMAL ORIGIN,EXCL CASEIN GLUES**				
59224	JAPAN	0	0	223	1 990
	KOREA, REPUBLIC OF	0	0	24	240
	CHINA	994 420	8 950 418	735 854	6 174 129
	THAILAND	325 000	2 135 360	430 150	2 536 043
	SINGAPORE	86	796	44	720
	INDIA	1 036 159	8 994 812	1 118 140	9 505 513
	BANGLADESH	182 000	964 441	182 000	972 554
	INDONESIA	0	0	100	900
	AUSTRALIA	167 975	1 334 309	104 024	783 645
	UNITED STATES	0	0	96 000	663 310
	BRAZIL	1 144 890	8 516 591	1 369 551	8 620 871
	NETHERLANDS	28 750	105 775	28 750	106 225
	FRANCE	40	2 599	18	1 103
	GERMANY, FED. REP. OF	0	0	140	2 497
	FINLAND	0	0	17	349
	ITALY	0	0	175	1 725
	SPAIN	0	0	13	1 264
	SUB TOTAL	**3 879 320**	**31 005 101**	**4 065 223**	**29 373 078 ***
3504000000	**PEPTONES AND THEIR DERIVATIVES, OTHPROTEIN SUBSTANCES AND THEIR**				
59225	JAPAN	8 570	745 567	4 780	446 727
	KOREA, REPUBLIC OF	24	2 599	26	193
	CHINA	4 296 692	11 855 720	4 641 972	10 308 549
	THAILAND	200	4 200	1 495	28 344

http://www.bps.go.id

HS / SITC	COMMODITY DESCRIPTION / COUNTRY OF ORIGIN	JANUARY - DECEMBER 2015		JANUARY - DECEMBER 2016	
		NET WEIGHT (KG)	CIF VALUE (US$)	NET WEIGHT (KG)	CIF VALUE (US$)
	SINGAPORE	20	2 576	82	3 252
	MALAYSIA	0	0	4	2 615
	INDIA	0	0	100	2 000
	AUSTRALIA	110	65 963	1 418	634 621
	NEW ZEALAND	13 720	349 346	63 630	3 467 203
	UNITED STATES	648 905	2 742 138	1 105 884	3 962 863
	BRAZIL	19 655	63 789	0	0
	UNITED KINGDOM	1 024	50 938	993	94 329
	NETHERLANDS	960	118 038	123	29 809
	FRANCE	5 866	3 468 488	55 685	969 632
	GERMANY, FED. REP. OF	2 048	96 774	10 507	120 875
	BELGIUM	0	0	105	454
	SWITZERLAND	0	0	495	40 918
	SUB TOTAL	**4 997 794**	**19 566 136**	**5 887 299**	**20 112 384 ***
3505101000	**DEXTRINS, SOLUBLE OR ROASTED STARCHES**				
59226	JAPAN	2 823	67 717	325	9 528
	KOREA, REPUBLIC OF	308	28 827	0	0
	TAIWAN	57 000	55 290	0	0
	CHINA	234 530	341 933	313 110	385 237
	THAILAND	6 643 278	4 675 112	7 393 471	4 727 274
	SINGAPORE	25 895	70 763	19 026	28 186
	MALAYSIA	0	0	45	97
	INDIA	33 550	92 315	39 125	102 088
	PAKISTAN	0	0	24 700	35 817
	SOUTH AFRICA	123 180	160 742	146 400	197 920
	AUSTRALIA	199 998	276 000	140 400	194 096
	UNITED STATES	2 372 161	3 414 995	3 788 688	4 443 974
	BRAZIL	0	0	979	11 816
	NETHERLANDS ANTILLES	15 030	17 715	30 060	35 948
	UNITED KINGDOM	3	1 176	0	0
	NETHERLANDS	356 334	631 461	505 450	748 561
	FRANCE	44 170	147 354	58 192	141 248
	GERMANY, FED. REP. OF	613 681	950 638	370 667	629 316
	AUSTRIA	83 400	148 354	109 375	195 456
	SWITZERLAND	312	2 334	0	0
	ITALY	25	987	0	0
	SPAIN	15 000	32 242	11 200	24 778
	CZECH REPUBLIC	0	0	19 125	18 798
	SUB TOTAL	**10 820 678**	**11 115 955**	**12 970 338**	**11 930 138 ***
3505109000	**OTH DEXTRINS & OTH MODIFIED STARCHES**				
59226	JAPAN	19 644	100 993	71 900	424 253
	HONG KONG	0	0	7 900	15 164
	KOREA, REPUBLIC OF	5 472	16 548	78 125	258 108
	TAIWAN	1 148 727	1 753 553	1 062 093	1 656 071
	CHINA	3 844 602	4 113 223	4 113 694	4 527 073
	THAILAND	64 667 048	47 746 939	72 758 633	48 446 379
	SINGAPORE	45 243	102 652	194 482	326 620
	MALAYSIA	24 930	125 533	15 379	116 867
	VIET NAM	597 499	415 215	1 234 600	680 319
	INDIA	1 051 305	1 073 198	457 033	522 106
	PAKISTAN	0	0	260 400	260 524
	TURKEY	0	0	10 000	5 400
	SOUTH AFRICA	2 800	4 013	28 225	25 698
	AUSTRALIA	4 379 537	2 278 754	1 121 349	904 358
	UNITED STATES	6 141 531	10 951 779	7 034 128	11 964 643
	CANADA	19 952	86 432	1 831	10 186
	MEXICO	625	4 450	0	0
	BRAZIL	255 468	498 819	157 895	402 860
	UNITED KINGDOM	17 343	95 230	32 493	103 587
	NETHERLANDS	3 951 631	6 736 797	3 818 341	4 506 427
	FRANCE	200 457	541 222	312 384	710 660
	GERMANY, FED. REP. OF	1 007 748	1 829 838	1 803 639	2 662 507
	AUSTRIA	532 549	765 015	196 078	301 650
	BELGIUM	11 300	21 216	526 500	553 833
	SWITZERLAND	6 310	255 341	710	13 316
	DENMARK	87 900	119 445	83 008	107 824
	SWEDEN	165 700	321 387	894 206	1 722 873
	ITALY	144 432	169 866	325 118	345 564
	SPAIN	0	0	200	4 858

http://www.bps.go.id

HS / SITC	COMMODITY DESCRIPTION / COUNTRY OF ORIGIN	JANUARY - DECEMBER 2015		JANUARY - DECEMBER 2016	
		NET WEIGHT (KG)	CIF VALUE (US$)	NET WEIGHT (KG)	CIF VALUE (US$)
	POLAND	105 875	241 956	147 018	330 987
	ROMANIA	0	0	9 900	7 787
	SLOVAKIA	50 999	47 421	0	0
	CZECH REPUBLIC	200	1 281	1 600	3 848
	SUB TOTAL	**88 486 827**	**80 418 116**	**96 758 862**	**81 922 350 ***
3505200000	**GLUES BASED ON STARCHES/DEXTRINS**				
59227	JAPAN	105 358	1 061 974	95 304	1 089 890
	HONG KONG	6 776	16 108	145 866	418 526
	KOREA, REPUBLIC OF	164 184	230 779	56 313	158 899
	TAIWAN	70 843	148 471	158 267	313 386
	CHINA	839 093	974 650	632 849	948 198
	THAILAND	618 348	458 075	704 239	420 466
	SINGAPORE	389 355	846 681	212 506	476 828
	PHILIPPINES	45	626	86 878	44 271
	MALAYSIA	248 106	157 332	106 590	158 640
	MYANMAR	1	8	0	0
	BRUNEI DARUSSALAM	156	1 467	0	0
	VIET NAM	112 355	270 953	39 375	30 451
	INDIA	150	269	125	138
	INDONESIA	28	110	1	21
	TURKEY	383 999	367 800	432 000	372 480
	AUSTRALIA	1 150	12 944	96	346
	UNITED STATES	7 792	57 691	5 044	21 123
	CANADA	0	0	13	230
	BRAZIL	7	28	0	0
	UNITED KINGDOM	8 501	919 715	13 478	1 277 995
	NETHERLANDS	872 994	1 164 942	1 377 203	1 536 746
	FRANCE	5	679	27	2 860
	GERMANY, FED. REP. OF	63 747	341 973	202 673	557 096
	AUSTRIA	750	766	0	0
	BELGIUM	88	615	545	3 801
	SWITZERLAND	0	0	61	649
	SWEDEN	1 620	6 661	975	6 858
	FINLAND	1	98	0	0
	ITALY	1	1	3 721	8 913
	SPAIN	15 529	11 133	15 120	10 584
	POLAND	2 750	18 714	11 400	65 566
	SUB TOTAL	**3 913 732**	**7 071 263**	**4 300 669**	**7 924 961 ***
3506100000	**PRODS SUITABLE FOR USE AS GLUES/ADHESIVE FOR RET SALE AS GLUES/ADHESIVES < 1 KG**				
59229	JAPAN	478 643	3 922 904	449 807	4 371 825
	HONG KONG	1 700	42 009	562	11 796
	KOREA, REPUBLIC OF	230 752	1 163 103	286 987	1 262 184
	TAIWAN	231 119	720 220	367 268	647 722
	CHINA	1 742 976	3 545 319	4 619 247	6 541 605
	THAILAND	29 365	269 455	31 705	307 010
	SINGAPORE	606 546	3 145 620	268 211	1 857 796
	PHILIPPINES	0	0	669 041	357 269
	MALAYSIA	723 579	811 365	437 217	458 486
	VIET NAM	24 775	37 437	6 025	30 745
	INDIA	0	0	7	33
	PAKISTAN	243	264	0	0
	SRI LANKA	17	976	0	0
	CYPRUS	0	0	702	10 566
	AUSTRALIA	1 220	20 282	952	36 270
	UNITED STATES	28 407	362 575	40 405	444 836
	CANADA	55	1 207	12	161
	ECUADOR	0	0	1	41
	UNITED KINGDOM	3 169	73 979	262	64 951
	NETHERLANDS	14 028	65 769	7 319	36 562
	FRANCE	59	5 000	347	576
	GERMANY, FED. REP. OF	261 872	2 597 477	254 198	2 734 172
	AUSTRIA	27	176	13	33
	BELGIUM	7 949	38 178	12 611	301 879
	SWITZERLAND	10	373	4 679	239 187
	DENMARK	14	2 582	0	0
	SWEDEN	297	5 246	4 047	54 924
	FINLAND	1	246	0	0
	IRELAND	139	10 384	123	5 886
	ITALY	518	8 764	714	7 179

http://www.bps.go.id

HS / SITC	COMMODITY DESCRIPTION / COUNTRY OF ORIGIN	JANUARY - DECEMBER 2015		JANUARY - DECEMBER 2016	
		NET WEIGHT (KG)	CIF VALUE (US$)	NET WEIGHT (KG)	CIF VALUE (US$)
	SPAIN	80	1 158	15 018	8 195
	PORTUGAL	0	0	10	1 498
	HUNGARY	0	0	13	136
	ROMANIA	166	1 642	626	4 764
	LITHUANIA	0	0	256	4 593
	CZECH REPUBLIC	0	0	2	342
	SUB TOTAL	**4 387 726**	**16 853 710**	**7 478 387**	**19 803 222 ***
3506910000	**ADHESIVES BASED ON POLYMERS OF HEADING39.01 TO 39.13 OR ON RUBBER**				
59229	JAPAN	1 141 532	10 288 599	961 262	8 481 658
	HONG KONG	914 223	788 394	328 267	542 320
	KOREA, REPUBLIC OF	3 252 642	14 390 016	3 110 168	14 069 950
	TAIWAN	3 408 813	8 880 691	3 192 870	8 908 239
	CHINA	5 724 450	16 531 520	8 160 280	21 330 845
	THAILAND	1 252 969	2 911 794	1 397 186	3 926 253
	SINGAPORE	1 391 292	3 370 389	2 174 560	4 190 440
	PHILIPPINES	692 647	1 799 020	767 473	1 674 572
	MALAYSIA	9 439 412	25 868 577	10 222 770	25 918 649
	CAMBODIA	0	0	4	27
	VIET NAM	1 870 767	3 604 951	2 015 865	4 039 643
	INDIA	1 560 269	3 884 125	1 639 452	3 372 710
	INDONESIA	4 116	11 934	11 562	35 309
	IRAN (ISLAMIC REPUBLIC OF)	0	0	65	527
	SAUDI ARABIA	31 483	76 249	8 250	28 610
	TURKEY	27	514	24	161
	UNITED ARAB EMIRATES	730	6 665	0	0
	SOUTH AFRICA	27 002	162 002	14 448	94 294
	MAURITIUS	0	0	7 483	14 815
	AUSTRALIA	146 645	819 002	119 238	554 309
	NEW ZEALAND	16 085	79 941	19 149	118 691
	UNITED STATES	219 876	1 545 612	202 229	1 784 879
	CANADA	2 122	39 700	4	640
	MEXICO	0	0	27	969
	PANAMA	0	0	1 635	5 070
	CHILE	4	900	0	0
	BRAZIL	0	0	461	7 374
	CAYMAN ISLANDS	306	13 635	0	0
	UNITED KINGDOM	22 798	104 868	34 294	129 934
	NETHERLANDS	450 350	885 295	393 212	773 447
	FRANCE	32 773	280 613	67 713	412 689
	GERMANY, FED. REP. OF	1 148 016	4 283 975	1 363 923	4 189 536
	AUSTRIA	592	41 257	3 587	78 451
	BELGIUM	330 657	832 291	285 153	714 200
	SWITZERLAND	36 993	185 809	56 522	249 935
	SWEDEN	4 805	6 267	3 401	4 889
	FINLAND	0	0	144	3 681
	IRELAND	53	2 404	20	2 198
	ITALY	474 792	1 354 572	440 443	1 042 278
	SPAIN	294	13 108	159	1 327
	PORTUGAL	23 922	76 213	7 846	24 394
	HUNGARY	0	0	14	418
	POLAND	0	0	139	1 680
	BELARUS	0	0	32	4 888
	KYRGYZSTAN	0	0	2 250	12 475
	SUB TOTAL	**33 623 457**	**103 140 902**	**37 013 584**	**106 747 374 ***
3506990000	**OTH ADHESIVES BASED ON POLYMERS OFHEADINGS 39.01 TO 39.13 OR ON RUBBER**				
59229	JAPAN	3 667 830	7 435 381	1 035 140	8 352 426
	HONG KONG	592 895	1 683 626	333 534	1 068 044
	KOREA, REPUBLIC OF	1 583 391	4 197 438	774 979	4 223 870
	TAIWAN	2 592 062	5 670 938	3 034 988	6 417 391
	CHINA	5 449 971	13 831 026	5 583 505	13 451 517
	THAILAND	484 438	2 647 750	485 298	2 398 537
	SINGAPORE	2 914 965	14 796 038	1 751 503	11 634 507
	PHILIPPINES	741 333	481 538	126 234	86 495
	MALAYSIA	899 762	1 832 257	1 689 485	2 264 368
	MYANMAR	0	0	1	44
	CAMBODIA	74	1 417	0	0
	VIET NAM	50 032	121 198	148 354	309 666
	INDIA	873 136	2 252 218	18 035	192 192
	INDONESIA	3	49	0	0

http://www.bps.go.id

HS / SITC	COMMODITY DESCRIPTION / COUNTRY OF ORIGIN	JANUARY - DECEMBER 2015		JANUARY - DECEMBER 2016	
		NET WEIGHT (KG)	CIF VALUE (US$)	NET WEIGHT (KG)	CIF VALUE (US$)
	SAUDI ARABIA	113 250	209 404	35 250	58 134
	TURKEY	29 385	345 071	7 200	77 234
	UNITED ARAB EMIRATES	3 972	18 700	556	2 042
	EGYPT	0	0	10	178
	MALI	20	498	0	0
	SAINT HELENA	0	0	12	10
	SOUTH AFRICA	1 980	26 248	0	0
	AUSTRALIA	63 118	428 682	59 749	338 417
	NEW ZEALAND	14 850	106 327	11 250	73 797
	UNITED STATES	393 113	1 551 217	197 865	913 959
	CANADA	184	1 296	4 107	22 313
	BRAZIL	207	1 608	50	239
	UNITED KINGDOM	16 325	182 319	39 665	467 985
	NETHERLANDS	19 146	180 219	17 730	198 206
	FRANCE	3 172	126 093	4 796	178 468
	GERMANY, FED. REP. OF	753 870	2 551 204	205 895	814 522
	AUSTRIA	349	15 263	91	8 029
	BELGIUM	820	38 425	1 610	13 619
	SWITZERLAND	19 613	173 220	55 226	365 394
	LUXEMBOURG	0	0	26	90
	DENMARK	3 205	21 597	2 371	20 345
	NORWAY	0	0	57	1 872
	SWEDEN	43 412	156 698	20 858	55 700
	FINLAND	94	2 643	230	2 372
	IRELAND	1 490	18 180	166	3 484
	ITALY	334 765	898 205	244 699	694 618
	SPAIN	162 864	584 598	163 239	616 960
	GREECE	400	1 498	0	0
	LIECHTENSTEIN	46	678	0	0
	HUNGARY	714	5 871	137	745
	ROMANIA	257	2 673	17	1 397
	UKRAINE	244	1 646	0	0
	LITHUANIA	0	0	132	2 656
	CZECH REPUBLIC	0	0	18	510
	SUB TOTAL	**21 830 757**	**62 600 955**	**16 054 068**	**55 332 352 ***
3507100000	**RENNET & CONCENTRATES THEREOF**				
51691	CHINA	78	2 338	31	182
	SINGAPORE	14	998	0	0
	MALAYSIA	22	699	0	0
	AUSTRALIA	0	0	72	2 876
	UNITED STATES	0	0	23	613
	PERU	0	0	1 268	4 080
	NETHERLANDS	37	5 867	0	0
	SUB TOTAL	**151**	**9 902**	**1 394**	**7 751 ***
3507900000	**OTH ENZYMES; PREPARED ENZYMES NES ORINCLUDE**				
51691	JAPAN	4 744	193 511	6 361	156 886
	HONG KONG	3 000	14 100	0	0
	KOREA, REPUBLIC OF	230 000	959 100	300 168	1 255 155
	TAIWAN	50	10 000	7	635
	CHINA	1 973 402	10 946 929	2 321 329	12 373 020
	THAILAND	531 793	1 519 633	956 456	2 198 168
	SINGAPORE	101 811	684 215	83 891	679 949
	MALAYSIA	149 316	1 038 869	37 704	420 494
	INDIA	50 810	164 270	17 831	116 954
	INDONESIA	0	0	480	420
	TURKEY	14 820	126 533	2 625	50 939
	UNITED ARAB EMIRATES	59 225	315 745	61 307	348 895
	SOUTH AFRICA	5	151	5	162
	AUSTRALIA	140 800	394 240	167 121	469 120
	NEW ZEALAND	0	0	12	499
	UNITED STATES	40 308	521 846	39 170	361 031
	CANADA	6 400	31 750	7 220	27 684
	ARGENTINA	239 500	3 611 660	167 000	2 599 450
	BRAZIL	50	3 775	75	6 600
	UNITED KINGDOM	7 500	12 154	15	3 398
	NETHERLANDS	2 500	7 250	76	11 961
	FRANCE	1 240	66 614	3 877	113 510
	GERMANY, FED. REP. OF	158 818	1 785 692	198 888	2 194 169
	BELGIUM	66 731	788 424	98 151	1 114 653

http://www.bps.go.id

HS / SITC	COMMODITY DESCRIPTION / COUNTRY OF ORIGIN	JANUARY - DECEMBER 2015		JANUARY - DECEMBER 2016	
		NET WEIGHT (KG)	CIF VALUE (US$)	NET WEIGHT (KG)	CIF VALUE (US$)
	SWITZERLAND	980	4 341	0	0
	DENMARK	202 105	2 925 263	315 577	4 221 383
	FINLAND	849 152	5 775 778	898 185	6 941 578
	IRELAND	2 700	42 860	3 303	56 115
	ITALY	1 019	8 732	18 200	57 297
	SPAIN	0	0	1 751	33 177
	HUNGARY	0	0	5	226
	LITHUANIA	0	0	119	9 602
	SUB TOTAL	**4 838 779**	**31 953 435**	**5 706 909**	**35 823 130 ***
3601000000	**PROPELLENT POWDERS**				
59311	KOREA, REPUBLIC OF	103 000	2 611 900	259 750	5 321 457
	SOUTH AFRICA	42 000	939 120	0	0
	AUSTRALIA	60 675	1 729 239	51 720	1 426 997
	CZECH REPUBLIC	0	0	3 995	80 899
	SUB TOTAL	**205 675**	**5 280 259**	**315 465**	**6 829 353 ***
3602000000	**PREPARED EXPLOSIVE, OTH THAN PROPELLENTPOWDERS**				
59312	SINGAPORE	273 164	2 305 071	0	0
	PHILIPPINES	713 009	7 631 645	941 918	10 094 607
	MALAYSIA	781 680	643 995	237 880	295 525
	INDIA	310 759	1 503 041	522 400	2 690 200
	SOUTH AFRICA	117 596	1 462 530	190 162	1 977 300
	AUSTRALIA	89 707	1 033 800	0	0
	UNITED STATES	12 739	1 151 434	8 924	501 640
	GERMANY, FED. REP. OF	8 068	328 053	2 288	107 259
	SUB TOTAL	**2 306 722**	**16 059 569**	**1 903 572**	**15 666 531 ***
3603001000	**SEMI-FUSES, ELEMENTED CAPS, SIGNAL TUBES**				
59320	JAPAN	2	458	3	392
	CHINA	651	71 307	0	0
	SINGAPORE	9 739	43 103	34 886	429 335
	NETHERLANDS	2	836	0	0
	GERMANY, FED. REP. OF	2	63	0	0
	ITALY	0	0	18	222
	SUB TOTAL	**10 396**	**115 767**	**34 907**	**429 949 ***
3603002000	**SAFETY FUSES OR DETONATING FUSES**				
59320	SINGAPORE	619	430 959	0	0
	INDIA	0	0	3 281	136 816
	GERMANY, FED. REP. OF	4 023	1 173 905	3 046	900 208
	AUSTRIA	0	0	1 650	155
	SUB TOTAL	**4 642**	**1 604 864**	**7 977**	**1 037 179 ***
3603009000	**OTH SAFETY FUSES, DETONAT FUSES,PERCUSSION DETONAT CAPS,IGNITERS,ELECTRI**				
59320	JAPAN	2	200	0	0
	KOREA, REPUBLIC OF	247 275	8 648 918	38 460	1 958 016
	CHINA	2 046	87 422	8 337	269 967
	SINGAPORE	707 140	6 348 854	0	0
	PHILIPPINES	485 170	15 926 993	1 276 000	19 208 954
	MALAYSIA	20 818	839 486	23 553	519 242
	INDIA	281 490	3 463 678	57 351	1 439 431
	PAKISTAN	164	295 626	0	0
	SOUTH AFRICA	18 694	255 042	55 866	698 349
	MAURITIUS	0	0	16	240
	AUSTRALIA	31 019	1 521 510	181 868	8 123 806
	UNITED STATES	69 328	3 586 927	21 417	531 047
	FRANCE	22 514	1 013 230	5 629	251 770
	GERMANY, FED. REP. OF	4 982	275 544	27	8 965
	FINLAND	2	114	0	0
	SPAIN	80 411	3 864 081	71 148	3 324 304
	CZECH REPUBLIC	4 113	254 703	3 502	244 212
	SUB TOTAL	**1 975 168**	**46 382 328**	**1 743 174**	**36 578 303 ***
3604100000	**FIRECRACKERS AND OTHER FIREWORKS**				
59331	HONG KONG	0	0	2 955	116 445
	CHINA	16 592 352	21 426 889	15 779 942	19 454 610

http://www.bps.go.id

HS / SITC	COMMODITY DESCRIPTION / COUNTRY OF ORIGIN	JANUARY - DECEMBER 2015		JANUARY - DECEMBER 2016	
		NET WEIGHT (KG)	CIF VALUE (US$)	NET WEIGHT (KG)	CIF VALUE (US$)
	SUB TOTAL	**16 592 352**	**21 426 889**	**15 782 897**	**19 571 055 ***
3604902000	**MINIATURE PYROTECHNIC MUNITIONS &PERCUSSIONS CAPS FOR TOYS**				
59333	CHINA	0	0	5 368	34 720
	SUB TOTAL	**0**	**0**	**5 368**	**34 720 ***
3604903000	**SIGNALLING FLARES OR ROCKETS**				
59333	SINGAPORE	0	0	8	11 557
	UNITED STATES	12	4 003	31	17 888
	SUB TOTAL	**12**	**4 003**	**39**	**29 445 ***
3604909000	**OTH MINIATUR PYROTECHNIC MUNITIONS &PERCUSSIONS CAP FOR TOY, SIGNALLING FLAR**				
59333	SINGAPORE	5	1 428	0	0
	VIET NAM	0	0	6	101
	UNITED STATES	3	1 874	0	0
	SUB TOTAL	**8**	**3 302**	**6**	**101 ***
3605000000	**MATCHES ,OTH THAN PYROTECHNIC ARTICLE OF 36.04**				
89932	CHINA	0	0	167	150
	THAILAND	0	0	60	1 306
	SINGAPORE	1	15	0	0
	GERMANY, FED. REP. OF	7	82	0	0
	SUB TOTAL	**8**	**97**	**227**	**1 456 ***
3606100000	**LIQUID/LIQUIFIED-GAS FUEL IN CONTAINERSUSED FOR FILLING OR REFILLING <= 300 CM**				
89934	KOREA, REPUBLIC OF	242	694	0	0
	CHINA	14 615	22 325	6 514	10 304
	SINGAPORE	5 045	24 453	14 441	35 358
	UNITED STATES	0	0	424	1 064
	GERMANY, FED. REP. OF	0	0	5	29
	SPAIN	0	0	146	1 483
	SUB TOTAL	**19 902**	**47 472**	**21 530**	**48 238 ***
3606901000	**SOLID OR SEMI-SOLID FUELS, SOLIDIFIEDALCOHOL & OTH SIMILAR PREPARED FUELS**				
89939	SINGAPORE	1 592	9 942	1 675	9 966
	SUB TOTAL	**1 592**	**9 942**	**1 675**	**9 966 ***
3606902000	**LIGHTER FLINTS**				
89939	JAPAN	340	3 380	0	0
	CHINA	41 529	1 404 043	23 403	840 596
	SINGAPORE	10	184	16	203
	UNITED STATES	0	0	140	6 586
	SUB TOTAL	**41 879**	**1 407 607**	**23 559**	**847 385 ***
3606903000	**OTH FERRO-CERIUM & OTH PYROPHORIC ALLOYIN ALL FORMS**				
89939	JAPAN	0	0	60	2 492
	AUSTRALIA	0	0	6	153
	AUSTRIA	0	0	1	39
	BELGIUM	0	0	3	583
	SUB TOTAL	**0**	**0**	**70**	**3 267 ***
3606904000	**RESIN TORCHES, FIRELIGHTERS & THE LIKE**				
89939	KOREA, REPUBLIC OF	0	0	61	854
	CHINA	2 374	10 099	6 557	7 173
	SINGAPORE	40	952	0	0
	MALAYSIA	0	0	16	115
	BAHRAIN	1 999	1 396	0	0
	ITALY	56	1 348	70	2 584
	SUB TOTAL	**4 469**	**13 795**	**6 704**	**10 726 ***
3606909000	**OTH SOLID OR SEMI-SOLID FUELS,SOLIDIFIED ALC & OTH SIMILIAR PREP FUELS**				
89939	JAPAN	410	3 961	190	3 185
	TAIWAN	29 247	19 423	19 980	15 052

http://www.bps.go.id

HS / SITC	COMMODITY DESCRIPTION / COUNTRY OF ORIGIN	JANUARY - DECEMBER 2015		JANUARY - DECEMBER 2016	
		NET WEIGHT (KG)	CIF VALUE (US$)	NET WEIGHT (KG)	CIF VALUE (US$)
	CHINA	300	6 000	73 338	25 276
	THAILAND	2	31	0	0
	SINGAPORE	2 687	41 383	17 087	141 416
	PHILIPPINES	320	6 970	640	13 940
	MALAYSIA	2 671	1 593	5	35
	INDIA	0	0	1 680	6 563
	UNITED STATES	27	1 681	1	202
	GERMANY, FED. REP. OF	0	0	960	2 103
	ITALY	600	1 182	2 040	2 833
	SUB TOTAL	**36 264**	**82 224**	**115 921**	**210 605 ***
3701100000	**PHOTOGRAPHIC PLATES & FILM IN THE FLATSENSITISED FOR X-RAY**				
88220	JAPAN	196 175	3 698 070	250 626	4 295 681
	KOREA, REPUBLIC OF	445	2 843	10 155	34 424
	TAIWAN	24	26 699	55	63 264
	CHINA	82 604	629 238	348 386	1 028 783
	SINGAPORE	2 045	138 762	120	8 577
	MALAYSIA	337	6 733	0	0
	VIET NAM	4 833	168 239	3 925	125 238
	UNITED STATES	205 912	5 787 570	149 846	4 086 214
	UNITED KINGDOM	0	0	13	1 880
	GERMANY, FED. REP. OF	4 555	64 868	5 246	63 183
	BELGIUM	371 529	1 892 094	86 884	1 831 640
	CZECH REPUBLIC	950	29 990	1 635	39 633
	SUB TOTAL	**869 409**	**12 445 106**	**856 891**	**11 578 517 ***
3701200000	**PHOTOGRAPHIC PLATES & FILM IN THE FLATSENSITISED FOR INSTANTS PRINT FILM**				
88220	JAPAN	13 678	806 186	12 441	777 176
	KOREA, REPUBLIC OF	91	1 356	110	4 931
	TAIWAN	0	0	20	219
	CHINA	1 523	4 063	3 537	5 559
	SINGAPORE	72	2 022	19	1 040
	MALAYSIA	75	738	17	976
	SUB TOTAL	**15 439**	**814 365**	**16 144**	**789 901 ***
3701300000	**OTH PLATES & FILM, WITH ANY SIDE>255 MM**				
88220	JAPAN	168 485	1 515 690	309 766	2 375 002
	HONG KONG	4 983	55 435	760	7 734
	KOREA, REPUBLIC OF	414	8 886	163	5 489
	TAIWAN	92	1 997	29 082	135 686
	CHINA	3 950 746	13 802 909	4 185 362	14 924 236
	THAILAND	3	60	60	605
	SINGAPORE	15 763	34 815	1 633	10 623
	MALAYSIA	3 131	80 171	4 073	93 896
	VIET NAM	0	0	903	23 489
	INDIA	50 681	119 577	41 666	96 091
	UNITED STATES	64 381	1 514 230	66 957	1 898 697
	UNITED KINGDOM	465	19 189	545	20 291
	GERMANY, FED. REP. OF	32 986	742 155	48 461	802 874
	BELGIUM	6 583	57 975	3 434	86 403
	DENMARK	204	2 800	0	0
	SUB TOTAL	**4 298 917**	**17 955 889**	**4 692 865**	**20 481 116 ***
3701911000	**PHOTO PLATES & FILM IN THE FLATSENSITISED SUITABLE FOR USE IN THE PRINT**				
88220	JAPAN	781	14 395	0	0
	HONG KONG	3 257	20 987	0	0
	KOREA, REPUBLIC OF	164	936	0	0
	CHINA	78 491	130 378	741 406	578 875
	DENMARK	6	1 917	0	0
	SUB TOTAL	**82 699**	**168 613**	**741 406**	**578 875 ***
3701919000	**OTH PHOTO PLATES & FILM IN THE FLATSENSITISED SUITABLE FOR USE IN THE PRINT**				
88220	JAPAN	0	0	291	28 183
	HONG KONG	1	13	0	0
	KOREA, REPUBLIC OF	854	17 733	1 640	17 423
	TAIWAN	11	120	18	194
	CHINA	12 684	44 546	9 054	29 232
	MALAYSIA	66	733	0	0

http://www.bps.go.id

HS / SITC	COMMODITY DESCRIPTION / COUNTRY OF ORIGIN	JANUARY - DECEMBER 2015		JANUARY - DECEMBER 2016	
		NET WEIGHT (KG)	CIF VALUE (US$)	NET WEIGHT (KG)	CIF VALUE (US$)
	VIET NAM	0	0	278	11 448
	UNITED STATES	0	0	2	430
	BELGIUM	57	6 022	0	0
	SUB TOTAL	**13 673**	**69 167**	**11 283**	**86 910 ***
3701991000	**OTH PLATS & FILM PHOTOGRHAP (POLYCHROME)SPECIALLY MANUF FOR PRINTING INDUST**				
88220	JAPAN	0	0	249	7 822
	HONG KONG	22 204	295 303	10 920	603 587
	KOREA, REPUBLIC OF	1 563	21 665	492	9 582
	TAIWAN	11 973	37 773	6 500	14 569
	CHINA	1 175 022	821 517	905 822	686 782
	THAILAND	0	0	530	27 641
	SINGAPORE	6 520	4 605	0	0
	MALAYSIA	0	0	43	433
	INDIA	3 406	1 404	0	0
	UNITED STATES	2 897	144 545	490	30 458
	GERMANY, FED. REP. OF	423	21 069	66	5 603
	BELGIUM	0	0	5	37
	SUB TOTAL	**1 224 008**	**1 347 881**	**925 117**	**1 386 514 ***
3701999000	**OTH POLYCHROME SUITABLE FOR USE IN THEPRINTING INDUSTRY**				
88220	JAPAN	8 743	171 058	26 853	214 311
	KOREA, REPUBLIC OF	0	0	22 439	51 634
	CHINA	567	1 777	1 486	13 585
	SINGAPORE	460	5 349	2	172
	MALAYSIA	491	1 865	198	934
	VIET NAM	0	0	106	2 798
	UNITED STATES	4 375	145 085	574	36 862
	FRANCE	6	25 002	0	0
	GERMANY, FED. REP. OF	0	0	1 189	74 621
	BELGIUM	193	13 833	38 811	1 303 055
	SUB TOTAL	**14 835**	**363 969**	**91 658**	**1 697 972 ***
3702100000	**PHOTOGRAPHIC FILM IN ROLLS, SENSITISEDFOR X-RAY**				
88230	JAPAN	3	864	11 415	17 434
	CHINA	2 274	7 264	97 918	183 259
	SINGAPORE	3 543	148 331	7 258	245 921
	UNITED STATES	300	5 952	0	0
	BELGIUM	1 525	127 275	8 692	290 998
	DENMARK	96	2 884	0	0
	SPAIN	71	14 342	0	0
	CZECH REPUBLIC	131	3 986	0	0
	SUB TOTAL	**7 943**	**310 898**	**125 283**	**737 612 ***
3702310000	**PHOTOGRAPHIC FILM IN ROLLS, SENSITISEDFOR COLOUR PHOTOGRAPHY**				
88230	CHINA	0	0	11	12
	THAILAND	0	0	4	297
	UNITED STATES	0	0	1	237
	SUB TOTAL	**0**	**0**	**16**	**546 ***
3702320010	**PHOTO FILM IN ROLL, SENSITISED SUITABLEFOR USE IN MEDICAL, SURGICAL, DENTAL**				
88230	HONG KONG	0	0	2	555
	GERMANY, FED. REP. OF	0	0	27	249
	SUB TOTAL	**0**	**0**	**29**	**804 ***
3702320090	**OTH PHOTO FILM IN ROLL, SENSITISEDSUITABLE FOR USE IN MEDICAL,SURGICAL,DEN**				
88230	KOREA, REPUBLIC OF	1 224	12 921	756	14 712
	SINGAPORE	0	0	525	7 165
	MALAYSIA	98	3 316	14	732
	INDIA	2 988	5 740	0	0
	UNITED STATES	660	6 793	0	0
	UNITED KINGDOM	0	0	800	8 800
	GERMANY, FED. REP. OF	22	1 030	0	0
	BELGIUM	0	0	140	24 510
	SUB TOTAL	**4 992**	**29 800**	**2 235**	**55 919 ***

http://www.bps.go.id

HS / SITC	COMMODITY DESCRIPTION / COUNTRY OF ORIGIN	JANUARY - DECEMBER 2015		JANUARY - DECEMBER 2016	
		NET WEIGHT (KG)	CIF VALUE (US$)	NET WEIGHT (KG)	CIF VALUE (US$)
3702390010	**INFRA RED TRANSPARENT FILM**				
88230	KOREA, REPUBLIC OF	373	3 268	262	2 430
	UNITED STATES	16	1 534	0	0
	NETHERLANDS	31	2 089	0	0
	FRANCE	6 204	48 532	0	0
	SUB TOTAL	**6 624**	**55 423**	**262**	**2 430 ***
3702390090	**OTH FILM, WITHOUT PERFORAT, OF A WIDTH <105 MM**				
88230	JAPAN	2 425	68 160	0	0
	KOREA, REPUBLIC OF	52	1 926	60	2 060
	CHINA	1	4	0	0
	THAILAND	4	5	0	0
	SINGAPORE	39	12 504	50	736
	MALAYSIA	6	3 588	0	0
	UNITED STATES	313	25 734	11	328
	NETHERLANDS	37	3 346	0	0
	BELGIUM	0	0	220	34 345
	SUB TOTAL	**2 877**	**115 267**	**341**	**37 469 ***
3702420010	**FILM OTH THAN FOR COLOR PHOTOGR',WIDTH >610MM, LENGTH >200M, PREP FOR**				
88230	FRANCE	0	0	570	12 814
	SUB TOTAL	**0**	**0**	**570**	**12 814 ***
3702420090	**FILM OTH THAN FOR COLOR PHOTOGR',WIDTH >610MM, LENGTH >200M**				
88230	CHINA	1 870	51 770	59	180
	AUSTRALIA	0	0	12	1 212
	SUB TOTAL	**1 870**	**51 770**	**71**	**1 392 ***
3702430090	**OTH FILM, WIDTH > 610MM, LENGTH < 200MSPECIALLY PREPARED FOR MEDICAL SERVICE**				
88230	JAPAN	6 253	68 373	0	0
	HONG KONG	93	1 136	7	65
	CHINA	24 131	70 273	22 986	54 469
	UNITED STATES	1 177	85 173	768	74 961
	SUB TOTAL	**31 654**	**224 955**	**23 761**	**129 495 ***
3702440010	**INFRA RED TRANSPARENT FILM, 105MM <WIDTH < 610MM**				
88230	KOREA, REPUBLIC OF	112	2 400	0	0
	CHINA	3 330	6 569	11 090	21 546
	UNITED STATES	2	748	0	0
	SUB TOTAL	**3 444**	**9 717**	**11 090**	**21 546 ***
3702440090	**OTH FILM, 105MM< WIDTH<610MM, SPECIALLYPREPARED FOR MEDICAL SERVICE**				
88230	JAPAN	32	3 650	77	6 690
	HONG KONG	68 066	420 715	44 387	288 205
	KOREA, REPUBLIC OF	5 656	93 751	2 436	50 252
	TAIWAN	3 483	44 848	5 090	58 931
	CHINA	86 481	175 330	23 340	61 778
	SINGAPORE	33 969	29 346	0	0
	VIET NAM	4 228	64 016	0	0
	UNITED STATES	3	667	17	4 288
	BRAZIL	6 283	12 488	3 313	8 452
	UNITED KINGDOM	1	244	0	0
	BELGIUM	398	7 566	0	0
	SUB TOTAL	**208 600**	**852 621**	**78 660**	**478 596 ***
3702529010	**FILM FOR COLOR PHOTO WIDTH<16MM,LENGTH <14 M, PREPAR FOR MEDICAL SERVICE**				
88230	GERMANY, FED. REP. OF	1	5	0	0
	SUB TOTAL	**1**	**5**	**0**	**0 ***
3702529090	**OTH FILM FOR COLOR PHOTO WIDTH<6MM,LENGTH<14 M FOR MEDICAL SERVICE/PRINT IN**				
88230	JAPAN	30	1 890	0	0
	CHINA	0	0	93	171
	SUB TOTAL	**30**	**1 890**	**93**	**171 ***

http://www.bps.go.id

HS / SITC	COMMODITY DESCRIPTION / COUNTRY OF ORIGIN	JANUARY - DECEMBER 2015		JANUARY - DECEMBER 2016	
		NET WEIGHT (KG)	CIF VALUE (US$)	NET WEIGHT (KG)	CIF VALUE (US$)
3702530000	**FILM FOR COLORPHOTO 16MM<WIDTH<35MM,LENGTH<30M FOR SLIDES**				
88230	HONG KONG	3	97	0	0
	CHINA	0	0	127	2 373
	SINGAPORE	0	0	4 342	6 350
	SUB TOTAL	**3**	**97**	**4 469**	**8 723 ***
3702544000	**FILM FOR COLORPHOTO16MM<WIDTH<35MM,LENGTH<30M OTH THAN FOR SLID,FOR MEDICAL**				
88230	JAPAN	0	0	2 391	5 445
	CHINA	0	0	295	681
	SUB TOTAL	**0**	**0**	**2 686**	**6 126 ***
3702549000	**OTH FILM FOR COLOR PHOTO16MM<WIDTH<35MM, LENGTH<30M, OTH THAN FOR SLIDES**				
88230	TAIWAN	0	0	63	657
	UNITED STATES	0	0	1	238
	NETHERLANDS	116	217	0	0
	SUB TOTAL	**116**	**217**	**64**	**895 ***
3702559000	**OTH FILM 16MM< WIDTH<35MM, LENGTH>30MFOR COLOR PHOTOGRAPHY**				
88230	CHINA	125	198	0	0
	UNITED STATES	0	0	47	100
	SUB TOTAL	**125**	**198**	**47**	**100 ***
3702562000	**FILM WIDTH> 35MM, FOR COLOR PHOTOGRAPHYFOR CINEMATOGRAPHY**				
88230	NETHERLANDS	60	112	0	0
	SUB TOTAL	**60**	**112**	**0**	**0 ***
3702569000	**OTH FILM WIDTH>35MM,FOR COLORPHOTOGRAPHY SPECIAL PREPARED FOR MEDICAL**				
88230	HONG KONG	0	0	2	174
	CHINA	676	1 304	0	0
	SUB TOTAL	**676**	**1 304**	**2**	**174 ***
3702961000	**FILM FOR COLOUR PHOTO SUITABLE FOR USEIN CINEMATOGRAPHY**				
88230	TAIWAN	31	749	0	0
	SUB TOTAL	**31**	**749**	**0**	**0 ***
3702969000	**OTH FILM FOR COLOUR PHOTO SUITABLE FORUSE IN CINEMATOGRAPHY**				
88230	KOREA, REPUBLIC OF	0	0	37	300
	INDIA	3 348	6 594	0	0
	UNITED STATES	16	1 536	0	0
	SUB TOTAL	**3 364**	**8 130**	**37**	**300 ***
3702979000	**OTH FILM WIDTH<35MM, LENGTH>30 SUITABLEFOR USE IN CINEMATOGRAPHY**				
88230	KOREA, REPUBLIC OF	899	17 429	2	801
	CHINA	712	12 236	0	0
	GERMANY, FED. REP. OF	15	1 005	0	0
	SUB TOTAL	**1 626**	**30 670**	**2**	**801 ***
3702989000	**OTH FILM OTH THAN FOR COLOR PHOTOGRAPHY**				
88230	JAPAN	15	2 641	35 743	379 240
	KOREA, REPUBLIC OF	0	0	676	33 884
	CHINA	133	149	0	0
	SINGAPORE	14	538	14	860
	UNITED STATES	5	517	2 585	60 575
	BRAZIL	0	0	2 527	6 446
	UNITED KINGDOM	0	0	54	2 562
	BELGIUM	13	771	0	0
	CZECH REPUBLIC	0	0	16	3 504
	SUB TOTAL	**180**	**4 616**	**41 615**	**487 071 ***
3703101000	**PHOTOGRAPHIC PAPER, PAPERBOARD&TEXTIL,UNEXPOSED, ROLLS,WIDTH OF 610-1000MM**				
88240	JAPAN	94	2 160	0	0
	KOREA, REPUBLIC OF	8 046	14 149	120	2 039
	CHINA	32 176	70 051	30 104	44 644

http://www.bps.go.id

HS / SITC	COMMODITY DESCRIPTION / COUNTRY OF ORIGIN	JANUARY - DECEMBER 2015		JANUARY - DECEMBER 2016	
		NET WEIGHT (KG)	CIF VALUE (US$)	NET WEIGHT (KG)	CIF VALUE (US$)
	MALAYSIA	0	0	7 484	8 804
	SUB TOTAL	**40 316**	**86 360**	**37 708**	**55 487 ***
3703109000	**PHOTOGRAPHIC PAPER, PAPERBOARD&TEXTIL,UNEXPOSED, ROLLS,WIDTH OF 610-1000MM**				
88240	JAPAN	6 270	548 418	118	4 534
	HONG KONG	0	0	11	301
	KOREA, REPUBLIC OF	29 711	77 695	3 404	54 294
	TAIWAN	2 382	58 220	69	3 953
	CHINA	65 561	96 379	23 822	42 931
	THAILAND	0	0	5	21
	SINGAPORE	453	32 838	322	16 884
	MALAYSIA	4 727	36 509	17 101	20 119
	INDIA	3 632	4 708	0	0
	UNITED STATES	568 663	4 125 725	252 554	1 692 986
	UNITED KINGDOM	329 234	1 902 867	24 925	143 722
	GERMANY, FED. REP. OF	5	8	0	0
	SUB TOTAL	**1 010 638**	**6 883 367**	**322 331**	**1 979 745 ***
3703200000	**OTH PHOTOGRAPH PAPER, SENSITIS, UNEX-POSED FOR COLOR PHOTOGRAPHY**				
88240	JAPAN	7 385	319 009	8 135	426 822
	KOREA, REPUBLIC OF	297	1 175	811	1 950
	CHINA	603 129	1 351 450	734 382	1 423 818
	SINGAPORE	646	636	42	49
	MALAYSIA	3 622	2 176	18 521	57 325
	UNITED ARAB EMIRATES	0	0	34	186
	QATAR	0	0	9	18
	AUSTRALIA	2	100	0	0
	UNITED STATES	272 185	2 277 474	38 913	89 950
	UNITED KINGDOM	364 195	2 145 343	73 907	274 581
	NETHERLANDS	0	0	53	419
	FRANCE	0	0	17	903
	GERMANY, FED. REP. OF	31 916	69 109	13 004	32 408
	POLAND	220	12 426	0	0
	SUB TOTAL	**1 283 597**	**6 178 898**	**887 828**	**2 308 429 ***
3703900000	**OTH PHOTOGRAPH PAPER, PAPERBOARD & TEXTSENSITISED, UNEXPOSED.**				
88240	JAPAN	8 856	119 467	17 294	313 601
	HONG KONG	166	7 148	1	1
	KOREA, REPUBLIC OF	12 521	23 509	27 991	29 470
	TAIWAN	237	25	52	260
	CHINA	115 207	288 056	867 220	1 178 451
	THAILAND	1 861	12 508	2 400	6 223
	SINGAPORE	702	7 796	7 681	18 756
	MALAYSIA	1 680	23 018	105 802	94 591
	INDIA	728	1 434	0	0
	PAKISTAN	9 034	4 302	0	0
	UNITED ARAB EMIRATES	5	84	0	0
	UNITED STATES	161 529	1 376 609	670 050	5 733 509
	MEXICO	0	0	1	20
	NETHERLANDS	2 378	22 460	32	331
	FRANCE	0	0	1	11
	GERMANY, FED. REP. OF	1 072	3 842	101	3 596
	BELGIUM	0	0	23	520
	ITALY	0	0	15	46
	SPAIN	0	0	1	31
	SUB TOTAL	**315 976**	**1 890 258**	**1 698 665**	**7 379 417 ***
3704001000	**PLATE & FILM FOR X-RAY,UNEXPOSED BUT NOTDEVELOPED**				
88250	JAPAN	8	41	12	267
	TAIWAN	9 465	110 553	0	0
	CHINA	15 594	12 220	2	88
	INDIA	10	62	10	20
	GERMANY, FED. REP. OF	0	0	4	290
	SUB TOTAL	**25 077**	**122 876**	**28**	**665 ***
3704009000	**OTH PHOTOGRAPH PLATES,FILM,PAPER,PAPER-BOARD & TEXTILES,EXPOS BUT NOT DEVELOPED**				
88250	JAPAN	8 648	20 854	19 016	78 251
	HONG KONG	1	1	226	28 473

http://www.bps.go.id

HS / SITC	COMMODITY DESCRIPTION / COUNTRY OF ORIGIN	JANUARY - DECEMBER 2015		JANUARY - DECEMBER 2016	
		NET WEIGHT (KG)	CIF VALUE (US$)	NET WEIGHT (KG)	CIF VALUE (US$)
	KOREA, REPUBLIC OF	5 671	26 404	26 435	142 908
	TAIWAN	1 889	14 992	973	17 087
	CHINA	112 422	100 668	196 649	166 616
	THAILAND	0	0	103	3 061
	SINGAPORE	1 479	17 400	303	6 004
	PHILIPPINES	0	0	156	4 030
	MALAYSIA	2 113	4 199	47	656
	INDONESIA	31	546	0	0
	UNITED STATES	537	1 578	10 880	122 227
	GERMANY, FED. REP. OF	850	1 749	1 010	2 554
	BELGIUM	0	0	645	1 029
	ITALY	29	201	0	0
	POLAND	110	180	0	0
	SUB TOTAL	**133 780**	**188 772**	**256 443**	**572 896 ***
3705100000	**PHOTOGRAPH PLATES & FILM, EXPOSED &DEVELOPED,FOR OFFSET REPRODUC**				
88260	JAPAN	5 404	31 679	31	286
	HONG KONG	29 984	14 993	14 264	8 963
	KOREA, REPUBLIC OF	9	379	2	5
	CHINA	3 161	2 795	15 013	22 369
	SINGAPORE	38	48	0	0
	MALAYSIA	3 653	55 350	4 944	76 050
	INDIA	7 754	3 850	0	0
	UNITED STATES	3	516	0	0
	SUB TOTAL	**50 006**	**109 610**	**34 254**	**107 673 ***
3705901000	**PHOTOGRAPH PLATES & FILM, EXPOSED &DEVELOPED FOR X-RAY**				
88260	HONG KONG	11 495	12 055	0	0
	CHINA	9 720	8 593	0	0
	SINGAPORE	175	36 220	0	0
	MALAYSIA	175	55 000	0	0
	SUB TOTAL	**21 565**	**111 868**	**0**	**0 ***
3705909000	**OTH PHOTOGRAPH PLATES & FILM,EXPOS &DEVELOPED,OTH THAN CINEMATOGRAPHIC FILM**				
88260	JAPAN	189	15 952	1 956	109 309
	HONG KONG	1 419	27 942	14 684	194 728
	KOREA, REPUBLIC OF	618	5 753	51	496
	TAIWAN	3 016	44 883	9 057	90 736
	CHINA	369 406	266 693	78 145	229 204
	THAILAND	0	0	48	506
	SINGAPORE	65	945	1	172
	MALAYSIA	16 118	276 972	12 740	196 984
	CAMBODIA	0	0	1	1
	VIET NAM	2	150	100	1 046
	SRI LANKA	1	4	0	0
	UNITED ARAB EMIRATES	0	0	2	14
	AUSTRALIA	0	0	14 032	177 635
	UNITED STATES	18 233	379 707	27 163	428 671
	UNITED KINGDOM	771	39 295	67	330
	FRANCE	65	9 988	0	0
	BELGIUM	0	0	2	1 082
	SUB TOTAL	**409 903**	**1 068 284**	**158 049**	**1 430 914 ***
3706101000	**NEWSREELS,TRAVELOGUES,TECHNICAL &SCIENTIC FILM EXPOSED&DEVELOPED,WIDTH>=3**				
88310	KOREA, REPUBLIC OF	0	0	18	186
	SINGAPORE	35	1 317	0	0
	SUB TOTAL	**35**	**1 317**	**18**	**186 ***
3706103000	**CINEMATOGRAPH FILM,EXPOS &DEVELOP,OFWIDTH>= 35 MM,WITH PICTURED TAKEN ABROAD**				
88310	JAPAN	172	2 027	0	0
	UNITED STATES	0	0	2	422
	SUB TOTAL	**172**	**2 027**	**2**	**422 ***
3706109000	**OTH CINEMATOGRAPH FILM, EXPOS &DEVELOPED OF A WIDTH >= 35 MM**				
88310	JAPAN	5	305	0	0
	HONG KONG	0	0	2	353
	THAILAND	17	2 084	16	1 322

http://www.bpsgo.id

HS / SITC	COMMODITY DESCRIPTION / COUNTRY OF ORIGIN	JANUARY - DECEMBER 2015		JANUARY - DECEMBER 2016	
		NET WEIGHT (KG)	CIF VALUE (US$)	NET WEIGHT (KG)	CIF VALUE (US$)
	INDIA	36	2 956	11	1 346
	AUSTRALIA	44	4 085	68	5 916
	UNITED STATES	215	18 629	242	24 998
	COSTA RICA	3	586	0	0
	UNITED KINGDOM	95	10 669	95	10 348
	FRANCE	2	533	5	832
	CZECH REPUBLIC	0	0	2	285
	SUB TOTAL	**417**	**39 847**	**441**	**45 400 ***
3706901000	**NEWSREELS,TRAVELOG,TECHNICAL&SCIENTICFILM,EXPOSE & DEVELOP,OF A WIDTH< 3MM**				
88390	CHINA	27	600	0	0
	SINGAPORE	1	7	0	0
	SUB TOTAL	**28**	**607**	**0**	**0 ***
3706903000	**OTH CINEMATOGRAPHIC FILM,EXPOS &DEVELOPWITH OR NOT INCORPORATING SOUNDTRACK**				
88390	JAPAN	101	5 142	0	0
	HONG KONG	0	0	244	2 163
	KOREA, REPUBLIC OF	38	523	126	1 001
	TAIWAN	163	5 453	0	0
	CHINA	327	11 067	0	0
	THAILAND	2	692	0	0
	AUSTRIA	11	1 845	0	0
	CZECH REPUBLIC	29	606	0	0
	SUB TOTAL	**671**	**25 328**	**370**	**3 164 ***
3706904000	**CINEMATOGRAPHIC FILM, EXPOS & DEVELOP< 35 MM, ONLY OF SOUND TRACK**				
88390	JAPAN	5	111	0	0
	KOREA, REPUBLIC OF	25	8 925	0	0
	TAIWAN	52	2 110	0	0
	CHINA	87	1 767	88	1 155
	THAILAND	6	2 006	0	0
	MALAYSIA	24	1 034	0	0
	CZECH REPUBLIC	27	647	0	0
	SUB TOTAL	**226**	**16 600**	**88**	**1 155 ***
3706909000	**OTH CINEMATGRPHIC FILM,EXPOS & DEVELOPWITH OR NOT INCORPORATING SOUNDTRACK**				
88390	JAPAN	31	1 851	0	0
	HONG KONG	8	344	0	0
	KOREA, REPUBLIC OF	14	379	0	0
	TAIWAN	0	0	26	556
	SINGAPORE	0	0	14	252
	VIET NAM	3	13	0	0
	UNITED STATES	0	0	7	386
	SUB TOTAL	**56**	**2 587**	**47**	**1 194 ***
3707100000	**SENSITISING EMULSION,FOR PHOTO USE(OTH THAN VARNISHES, GLUE, ADHESIVE),RET**				
88210	JAPAN	12 841	66 242	8 306	97 370
	HONG KONG	247	7 758	969	4 209
	KOREA, REPUBLIC OF	3 219	30 868	8 058	65 643
	TAIWAN	3 459	8 279	10 377	18 256
	CHINA	115 735	212 070	67 603	178 541
	THAILAND	0	0	327	9 763
	SINGAPORE	24 966	73 159	32 433	102 250
	PHILIPPINES	0	0	98	3 760
	MALAYSIA	5 220	6 553	471	1 000
	VIET NAM	18	669	0	0
	INDIA	0	0	334	1 870
	AUSTRALIA	350	636	2 910	6 413
	UNITED STATES	1 941	7 200	238	5 293
	GERMANY, FED. REP. OF	7 298	57 165	3 980	33 600
	ITALY	2 076	14 227	508	7 116
	SUB TOTAL	**177 370**	**484 826**	**136 612**	**535 084 ***
3707901000	**FLASHLIGHT MATERIALS, UNMIXED PRODS FORPHOTO USES,PUT UP IN MEASURE PORTIONS**				
88210	HONG KONG	0	0	14	504
	CHINA	31 529	25 796	173	424
	SINGAPORE	203	5 719	1	194

http://www.bps.go.id

HS / SITC	COMMODITY DESCRIPTION / COUNTRY OF ORIGIN	JANUARY - DECEMBER 2015		JANUARY - DECEMBER 2016	
		NET WEIGHT (KG)	CIF VALUE (US$)	NET WEIGHT (KG)	CIF VALUE (US$)
	MALAYSIA	315	60 025	0	0
	INDIA	13 600	13 260	0	0
	UNITED STATES	34	2 208	29	757
	CANADA	7	105	0	0
	BELGIUM	0	0	41	89
	SUB TOTAL	**45 688**	**107 113**	**258**	**1 968 ***
3707909000	**OTH CHEMICAL PREP FOR PHOTOGRAPHIC USES,PUT IN MEASUR PORTIONS, READY FOR USE**				
88210	JAPAN	245 205	4 670 945	369 689	5 133 128
	HONG KONG	342	4 802	14 016	65 110
	KOREA, REPUBLIC OF	2 156	9 398	3 120	18 156
	TAIWAN	43 161	66 488	5 261	9 300
	CHINA	1 381 980	2 714 428	1 518 892	2 557 489
	THAILAND	153 675	329 622	148 114	288 657
	SINGAPORE	363 808	1 036 646	512 270	1 243 248
	MALAYSIA	124 208	469 327	102 883	374 286
	VIET NAM	1 103	24 538	0	0
	INDIA	42 303	82 536	55 615	163 366
	AUSTRALIA	1	10	0	0
	UNITED STATES	44 390	135 166	36 682	103 667
	BRAZIL	1	5	0	0
	UNITED KINGDOM	1 995	16 207	39	670
	NETHERLANDS	4 763	176 779	0	0
	GERMANY, FED. REP. OF	25 783	38 234	2 546	12 526
	AUSTRIA	7	72	0	0
	BELGIUM	184 821	299 682	257 964	423 104
	SWITZERLAND	104	2 435	0	0
	IRELAND	62	582	0	0
	ITALY	5 690	7 009	3 234	5 096
	SPAIN	4 107	131 689	2 393	9 597
	BOSNIA AND HERZEGOVINA	0	0	1	184
	CZECH REPUBLIC	245	2 363	443	3 638
	SUB TOTAL	**2 629 910**	**10 218 963**	**3 033 162**	**10 411 222 ***
3801100000	**ARTIFICIAL GRAPHIT,IN THE FORM OF PASTEBLOCKS,PLATES OR OTH SEMIMANUFACTS**				
59861	JAPAN	229 895	1 149 143	1 304 164	2 280 883
	HONG KONG	941	8 657	0	0
	KOREA, REPUBLIC OF	55 123	192 935	71 902	257 002
	TAIWAN	1 200	2 248	1 000	1 571
	CHINA	3 791 236	2 985 691	4 623 110	3 123 033
	THAILAND	1 504	2 249	0	0
	SINGAPORE	19 356	56 388	62	1 668
	MALAYSIA	531 580	544 780	514 992	607 344
	INDIA	116 312	206 144	406	2 940
	SOUTH AFRICA	39 000	58 500	65 000	102 440
	UNITED STATES	146 927	630 615	68 664	354 745
	CANADA	0	0	1 616	18 228
	UNITED KINGDOM	1 164	7 320	1 060	4 759
	NETHERLANDS	36 320	59 474	0	0
	GERMANY, FED. REP. OF	341	12 503	433	20 570
	BELGIUM	240	7 943	0	0
	SWITZERLAND	372 282	1 348 379	443 435	1 662 391
	SWEDEN	4	96	20	2 184
	CZECH REPUBLIC	0	0	2 340	14 389
	SUB TOTAL	**5 343 425**	**7 273 065**	**7 098 204**	**8 454 147 ***
3801200000	**COLLOIDAL/SEMI-COLLOIDAL GRAPHITE, INPASTES,BLOCKS,PLATES OR OTH SEMIMANUFAC**				
59861	JAPAN	1 516	50 249	2 179	92 581
	KOREA, REPUBLIC OF	7 112	67 808	2 220	32 856
	CHINA	508	14 516	860	13 810
	INDONESIA	0	0	230	4 035
	UNITED STATES	2 990	23 764	1 663	20 572
	UNITED KINGDOM	503	13 858	500	12 563
	NETHERLANDS	0	0	30	2 162
	SUB TOTAL	**12 629**	**170 195**	**7 682**	**178 579 ***
3801300000	**CARBONACEOUS PASTES FOR ELECTRODES &SIMILAR PASTE & FOR FURNACE LININGS**				
59861	JAPAN	68 317	258 785	66 773	287 425
	CHINA	9 219 954	3 966 111	11 712 445	5 359 341

http://www.bps.go.id

HS / SITC	COMMODITY DESCRIPTION / COUNTRY OF ORIGIN	JANUARY - DECEMBER 2015		JANUARY - DECEMBER 2016	
		NET WEIGHT (KG)	CIF VALUE (US$)	NET WEIGHT (KG)	CIF VALUE (US$)
	THAILAND	3	202	0	0
	SINGAPORE	5 960	24 082	0	0
	MALAYSIA	96	250	0	0
	INDIA	0	0	2 020	1 061
	TURKEY	0	0	32	808
	AUSTRALIA	463	7 321	338	9 472
	UNITED STATES	122	33 909	52	20 162
	FRANCE	0	0	89 000	63 610
	GERMANY, FED. REP. OF	130 224	65 438	0	0
	BELGIUM	0	0	80	13 460
	NORWAY	7 884 344	7 121 487	6 066 882	5 846 145
	UKRAINE	0	0	2 012	607
	SUB TOTAL	**17 309 483**	**11 477 585**	**17 939 634**	**11 602 091 ***
3801900000	**OTH ARTIFICIAL GRAPHIT;COLLOIDAL OR SEMIGRAPHITE,PASTES, BLOCKS OR PLATES**				
59861	JAPAN	170 976	635 314	175 866	468 555
	HONG KONG	187	1 159	141	2 266
	KOREA, REPUBLIC OF	19 804	110 414	8 687	79 199
	TAIWAN	5 273	42 580	9 073	41 625
	CHINA	924 701	1 030 987	325 114	783 861
	THAILAND	0	0	132	2 457
	SINGAPORE	309 529	105 328	2 091	20 367
	MALAYSIA	364 060	97 253	171 486	67 647
	VIET NAM	0	0	1 700	1 078
	INDIA	4 036	27 306	3 520	19 840
	ISRAEL	0	0	100	2 560
	SIERRA LEONE	25	1 338	18	555
	SAO TOME AND PRINCIPE	0	0	63	2 286
	AUSTRALIA	1 590	29 608	2 535	44 816
	UNITED STATES	8 634	44 199	2 722	32 154
	CANADA	0	0	6 912	77 967
	FRANCE	3 000	9 073	6 000	17 854
	GERMANY, FED. REP. OF	14 311	600 324	13 090	336 377
	BELGIUM	16 388	108 587	15 289	101 277
	SWITZERLAND	0	0	89	1 282
	DENMARK	0	0	6	216
	NORWAY	1 931 957	1 486 726	20 672	29 974
	SWEDEN	2	691	0	0
	IRELAND	118	11 245	173	14 532
	ITALY	760	3 150	2	75
	SPAIN	0	0	1	127
	HUNGARY	0	0	1 987	83 103
	SLOVENIA	741	36 133	1 097	46 411
	CZECH REPUBLIC	104	4 708	90	3 802
	SUB TOTAL	**3 776 196**	**4 386 123**	**768 656**	**2 282 263 ***
3802100000	**ACTIVATED CARBON, INCLUDING SPENT ANIMALBLACK**				
59864	JAPAN	31 354	411 911	45 612	498 865
	HONG KONG	79 300	124 654	108	235
	KOREA, REPUBLIC OF	712 351	1 618 987	809 225	1 540 229
	TAIWAN	1 300	3 235	18 000	7 650
	CHINA	5 900 488	7 355 451	4 940 037	5 868 260
	THAILAND	176 630	179 295	176 673	171 794
	SINGAPORE	79 432	321 138	74 088	292 744
	PHILIPPINES	665 998	939 515	1 082 000	1 421 040
	MALAYSIA	47 770	117 371	118 185	214 408
	VIET NAM	242 000	531 209	286 000	609 705
	INDIA	1 691	53 260	10 201	70 860
	SRI LANKA	424 154	1 082 341	616 393	1 525 693
	AUSTRALIA	0	0	132	9 200
	MARSHALL ISLANDS	8 001	24 084	0	0
	UNITED STATES	709 795	2 886 294	733 448	2 655 828
	CANADA	155	3 987	0	0
	NORFOLK ISLANDS	16 000	32 000	0	0
	UNITED KINGDOM	74 720	271 113	65 130	245 619
	NETHERLANDS	186 405	607 505	191 785	661 732
	GERMANY, FED. REP. OF	8 873	922 457	6 504	367 268
	ITALY	0	0	2 507	7 527
	SPAIN	0	0	300	6 498
	SUB TOTAL	**9 366 417**	**17 485 807**	**9 176 328**	**16 175 155 ***

http://www.bps.go.id

HS / SITC	COMMODITY DESCRIPTION / COUNTRY OF ORIGIN	JANUARY - DECEMBER 2015		JANUARY - DECEMBER 2016	
		NET WEIGHT (KG)	CIF VALUE (US$)	NET WEIGHT (KG)	CIF VALUE (US$)
3802901000	**ACTIVATED BAUXITE, INCLUDING SPENTANUMAL BLACK**				
59865	CHINA	1 181 752	531 243	1 297 850	431 192
	SIERRA LEONE	0	0	478	7 123
	UNITED STATES	160 489	119 870	0	0
	FRANCE	0	0	1	87
	GERMANY, FED. REP. OF	60	585	0	0
	IRELAND	0	0	15	157
	SUB TOTAL	**1 342 301**	**651 698**	**1 298 344**	**438 559 ***
3802902000	**ACTIVATED CLAYS & ACTIVATED EARTH, INCLSPENT ANIMAL BLACK**				
59865	TAIWAN	1	5	2 300	11 830
	CHINA	82 601	53 429	255 855	123 155
	THAILAND	19 800	14 454	0	0
	SINGAPORE	421	1 073	600	2 084
	MALAYSIA	578 000	184 960	2 507 500	817 700
	INDIA	0	0	2 470 000	456 525
	EGYPT	0	0	1 135	2 983
	AUSTRALIA	0	0	1 260	950
	UNITED STATES	1 006 442	561 962	630 909	359 245
	UNITED KINGDOM	200	2 242	75	841
	FRANCE	0	0	22	120
	GERMANY, FED. REP. OF	0	0	2	290
	SUB TOTAL	**1 687 465**	**818 125**	**5 869 658**	**1 775 723 ***
3802909000	**OTH ACTIVAT NATURAL MINERAL PROD,ANIMALBLACK INCLUDE SPENT ANIMAL BLACK**				
59865	JAPAN	42 291	165 391	7 616	57 628
	HONG KONG	24 000	4 540	47 992	9 448
	KOREA, REPUBLIC OF	0	0	27	298
	TAIWAN	35 986	37 963	46 417	45 757
	CHINA	5 345 176	2 230 179	6 932 920	2 172 189
	THAILAND	520 009	273 105	360 000	189 000
	SINGAPORE	8 406	25 808	13 930	51 462
	PHILIPPINES	490 199	423 094	0	0
	MALAYSIA	850	2 452	597	4 880
	VIET NAM	2 342	4 706	0	0
	INDIA	0	0	10 236 366	3 035 682
	TURKEY	40 577	27 368	0	0
	AUSTRALIA	335	1 212	16 662	53 650
	UNITED STATES	3 865 413	1 597 589	2 603 568	1 487 903
	MEXICO	0	0	80 000	37 680
	PERU	0	0	916 000	402 544
	UNITED KINGDOM	0	0	16 000	59 868
	NETHERLANDS	368	1 135	547	14 588
	FRANCE	1 480 012	598 876	1 880 000	900 541
	GERMANY, FED. REP. OF	420 652	221 601	818 907	269 005
	BELGIUM	1 664	7 633	11 050	49 249
	NORWAY	0	0	4	1 903
	ITALY	209 836	179 908	217 320	202 236
	SPAIN	88 199	154 792	46 210	88 341
	SUB TOTAL	**12 576 315**	**5 957 352**	**24 252 133**	**9 133 852 ***
3803000000	**TALL OIL, WHETHER OR NOT REFINED**				
59811	JAPAN	30 478	59 136	0	0
	UNITED STATES	41 917	78 977	44 603	78 846
	FRANCE	0	0	4	2 004
	SUB TOTAL	**72 395**	**138 113**	**44 607**	**80 850 ***
3804001000	**CONCENTRATED SULPHITE LYE**				
59812	KOREA, REPUBLIC OF	600	7 512	0	0
	CHINA	0	0	128 000	56 720
	SINGAPORE	29 360	11 826	2 461	1 345
	UNITED ARAB EMIRATES	0	0	22 800	7 638
	SOUTH AFRICA	144 000	72 960	192 000	95 040
	AUSTRALIA	0	0	48 000	17 037
	UNITED STATES	302 250	570 918	280 000	390 395
	GERMANY, FED. REP. OF	408 000	183 000	72 000	34 776
	NORWAY	50 000	42 251	4 900	9 611
	SWEDEN	575 999	270 240	1 224 000	538 272
	ITALY	1 200	714	0	0

http://www.bps.go.id

HS / SITC	COMMODITY DESCRIPTION / COUNTRY OF ORIGIN	JANUARY - DECEMBER 2015		JANUARY - DECEMBER 2016	
		NET WEIGHT (KG)	CIF VALUE (US$)	NET WEIGHT (KG)	CIF VALUE (US$)
	RUSSIA FEDERATION	0	0	45 600	15 276
	SUB TOTAL	**1 511 409**	**1 159 421**	**2 019 761**	**1 166 110 ***
3804009000	**OTH RESIDUAL LYES FROM WOODPULP WITH ORNOT CONCENTRAT,DESUGAR / CHEMICAL TREAT**				
59812	JAPAN	29 000	101 881	47 000	196 651
	KOREA, REPUBLIC OF	38 000	20 473	40 000	19 000
	TAIWAN	406 400	82 059	100 000	20 000
	CHINA	3 637 869	4 478 251	2 951 952	3 157 739
	SINGAPORE	5 722	23 134	126	1 505
	MALAYSIA	500	100	0	0
	VIET NAM	0	0	48 000	25 296
	UNITED ARAB EMIRATES	0	0	600	348
	SOUTH AFRICA	596 369	311 307	963 733	483 372
	AUSTRALIA	99	6 449	0	0
	NEW ZEALAND	3	138	0	0
	UNITED STATES	2 347 110	5 988 128	2 550 202	5 284 377
	CANADA	49 500	39 006	0	0
	MEXICO	17 007	27 231	9 163	14 550
	UNITED KINGDOM	0	0	6 239	17 111
	NETHERLANDS	44	117	0	0
	FRANCE	22 000	14 630	0	0
	GERMANY, FED. REP. OF	362 010	167 259	360 000	145 080
	AUSTRIA	102 600	353 223	108 390	276 575
	SWITZERLAND	590	1 129	0	0
	NORWAY	381 966	502 117	292 824	497 707
	SWEDEN	496 000	204 700	838 800	329 508
	RUSSIA FEDERATION	0	0	91 200	30 552
	SUB TOTAL	**8 492 789**	**12 321 332**	**8 408 229**	**10 499 371 ***
3805100000	**GUM, WOOD OR SULPHATE TURPENTINE OILS**				
59813	JAPAN	1 800	45 038	330	8 171
	THAILAND	31 066	30 520	61 919	49 617
	SINGAPORE	155 637	161 065	130 861	113 417
	AUSTRALIA	36	1 101	15	1 456
	BRAZIL	0	0	18	570
	UNITED KINGDOM	1 080	12 469	540	6 487
	FRANCE	1 360	7 535	850	3 879
	GERMANY, FED. REP. OF	350	4 884	5 240	32 060
	SWITZERLAND	90	446	0	0
	SPAIN	0	0	1 560	8 580
	PORTUGAL	13 160	81 044	3 470	16 731
	SUB TOTAL	**204 579**	**344 102**	**204 803**	**240 968 ***
3805900000	**OTH TERPENIC OIL PRODUC BY THE DISTILLAT OF CONIFEROUS WOOD & OTH CRUDE PARACY**				
59813	JAPAN	2 589	14 791	3 384	18 138
	KOREA, REPUBLIC OF	0	0	2 000	7 780
	CHINA	1 337 807	3 204 144	1 236 450	2 497 956
	THAILAND	10	2	0	0
	SINGAPORE	14 854	44 512	50	388
	MALAYSIA	1 000	2 924	1 386	3 108
	INDIA	186	417	10 825	30 400
	AUSTRALIA	10	101	25	184
	NEW ZEALAND	412 800	1 403 520	378 400	1 155 840
	UNITED STATES	1 009	7 641	780	5 774
	NETHERLANDS	1 800	10 986	5 062	16 352
	FRANCE	3 040	28 145	1 898	28 245
	GERMANY, FED. REP. OF	4 050	12 947	0	0
	AUSTRIA	105	5 578	0	0
	SWITZERLAND	0	0	1	12
	SPAIN	282	3 688	190	2 031
	SUB TOTAL	**1 779 542**	**4 739 396**	**1 640 451**	**3 766 208 ***
3806100000	**ROSIN & RESIN ACIDS**				
59814	JAPAN	74 930	280 830	50 415	240 246
	HONG KONG	8	122	0	0
	KOREA, REPUBLIC OF	2 099	13 996	10	100
	TAIWAN	27 200	51 680	0	0
	CHINA	399 291	949 961	339 788	736 057
	THAILAND	14 456	30 409	15 138	36 996

http://www.bps.go.id

HS / SITC	COMMODITY DESCRIPTION / COUNTRY OF ORIGIN	JANUARY - DECEMBER 2015		JANUARY - DECEMBER 2016	
		NET WEIGHT (KG)	CIF VALUE (US$)	NET WEIGHT (KG)	CIF VALUE (US$)
	SINGAPORE	661 270	1 976 698	184	4 986
	MALAYSIA	203 704	478 642	101 000	210 738
	VIET NAM	48 000	125 760	64 000	129 920
	INDIA	22 731	59 293	0	0
	INDONESIA	0	0	53 150	81 932
	TURKEY	0	0	13 750	18 563
	UNITED STATES	69 975	342 878	180 073	883 447
	ARGENTINA	100	1 755	250	4 933
	BRAZIL	0	0	18 000	25 920
	NETHERLANDS	33 392	83 767	96 474	184 934
	GERMANY, FED. REP. OF	126	224	47	124
	BELGIUM	4 700	20 559	500	1 843
	ITALY	102 090	289 085	49 792	144 739
	SUB TOTAL	**1 664 072**	**4 705 659**	**982 571**	**2 705 478 ***
3806200000	**SALT OF ROSIN,OF RESIN ACID, OF DRV ORRESIN ACID,OTH THAN SALT OF ROSIN ADDICT**				
59814	JAPAN	200	4 000	225	4 500
	TAIWAN	94 992	371 071	92 030	339 782
	CHINA	15 000	44 550	61 000	156 190
	SINGAPORE	492	13 388	468	9 255
	UNITED STATES	0	0	82	2 156
	FRANCE	54 850	167 241	36 000	126 000
	SUB TOTAL	**165 534**	**600 250**	**189 805**	**637 883 ***
3806301000	**ESTER GUMS - IN BLOCKS**				
59814	CHINA	261 500	660 353	330 500	720 240
	SINGAPORE	0	0	11	116
	FRANCE	4 000	26 831	11 000	72 839
	SUB TOTAL	**265 500**	**687 184**	**341 511**	**793 195 ***
3806309000	**ESTER GUMS - IN OTH FORMS**				
59814	JAPAN	127 210	613 134	130 603	651 216
	HONG KONG	0	0	16 000	27 200
	TAIWAN	355 589	1 367 300	423 529	1 245 218
	CHINA	198 000	326 048	234 020	420 608
	NEW ZEALAND	60 000	101 000	0	0
	UNITED STATES	122 992	1 110 406	357 160	1 788 652
	CANADA	0	0	21	80
	NETHERLANDS	30 800	99 657	1 129	18 598
	FRANCE	8 220	45 733	19 410	87 439
	GERMANY, FED. REP. OF	0	0	1	34
	SPAIN	8 064	27 209	10 052	33 376
	SUB TOTAL	**910 875**	**3 690 487**	**1 191 925**	**4 272 421 ***
3806901000	**RUN GUMS IN BLOCKS**				
59814	KOREA, REPUBLIC OF	0	0	22	124
	CHINA	33 998	453 330	87 775	228 475
	SUB TOTAL	**33 998**	**453 330**	**87 797**	**228 599 ***
3806909000	**OTH DERIVATES ROSIN & RESIN ACIDS THEREO**				
59814	JAPAN	7 929	47 287	6 500	43 626
	KOREA, REPUBLIC OF	30 107	82 925	1 063	7 424
	TAIWAN	6	2	101 000	77 170
	CHINA	2 618 590	6 819 799	2 970 539	6 967 006
	SINGAPORE	9 830	68 971	876	3 415
	MALAYSIA	27 535	63 254	113	2 531
	INDIA	34 001	92 828	80 000	162 400
	TURKEY	0	0	11 225	21 777
	AUSTRALIA	0	0	18 000	21 780
	NEW ZEALAND	2 300 295	3 615 696	174 725	275 887
	UNITED STATES	34 909	210 584	24 839	110 131
	UNITED KINGDOM	1 003	15 408	2 123	30 854
	NETHERLANDS	23 515	200 885	12 707	101 732
	FRANCE	47 425	197 090	35 480	135 531
	GERMANY, FED. REP. OF	57 921	322 969	41 607	306 083
	BELGIUM	13 025	71 323	13 010	54 379
	SWITZERLAND	0	0	1	14
	ITALY	3	182	0	0

http://www.bps.go.id

HS / SITC	COMMODITY DESCRIPTION / COUNTRY OF ORIGIN	JANUARY - DECEMBER 2015		JANUARY - DECEMBER 2016	
		NET WEIGHT (KG)	CIF VALUE (US$)	NET WEIGHT (KG)	CIF VALUE (US$)
	PORTUGAL	13 200	34 760	3 600	10 080
	SUB TOTAL	**5 219 294**	**11 843 963**	**3 497 408**	**8 331 820 ***
3807000000	**WOOD TAR, WOOD TAR OILS, WOOD CREOSOTE,WOOD NAPHTHA, VEGETABLE PITCH**				
59818	JAPAN	54	1 016	0	0
	KOREA, REPUBLIC OF	6	55	0	0
	TAIWAN	4 375	875	0	0
	CHINA	64 500	61 900	127 900	89 294
	SINGAPORE	49	15 184	0	0
	UNITED STATES	668	4 870	1 121	8 853
	NETHERLANDS	15	29 049	5	9 902
	FRANCE	456	2 171	3	290
	GERMANY, FED. REP. OF	125	1 020	1	4
	SWITZERLAND	0	0	25	179
	DENMARK	0	0	2 650	8 897
	SPAIN	325	6 948	211	4 400
	BULGARIA	30 000	139 618	12 000	54 058
	SUB TOTAL	**100 573**	**262 706**	**143 916**	**175 877 ***
3808501000	**INSECTICIDES, IN SUBHD NOTE 1**				
59190	JAPAN	367	4 284	0	0
	HONG KONG	0	0	1 940	13 320
	KOREA, REPUBLIC OF	0	0	3 270	109 080
	TAIWAN	0	0	5	19
	CHINA	1 858 824	7 526 592	809 999	4 132 184
	THAILAND	291	81 500	1 787	105 334
	SINGAPORE	2 230	9 507	1 050	4 950
	MALAYSIA	0	0	52 908	127 650
	INDIA	6 992	25 760	0	0
	INDONESIA	0	0	16 520	205 069
	AUSTRALIA	4 000	17 015	0	0
	UNITED STATES	22 279	239 647	22 043	232 158
	GERMANY, FED. REP. OF	3 600	36 634	720	7 171
	AUSTRIA	20 467	1 076 890	11 283	588 082
	SWITZERLAND	0	0	691	38 707
	IRELAND	0	0	7	254
	SUB TOTAL	**1 919 050**	**9 017 829**	**922 223**	**5 563 978 ***
3808502100	**FUNGICIDES IN AEROSOL CONTAINERS**				
59190	JAPAN	365	7 773	320	6 162
	CHINA	42 442	1 451 606	50 382	1 972 089
	SINGAPORE	0	0	820	14 953
	SUB TOTAL	**42 807**	**1 459 379**	**51 522**	**1 993 204 ***
3808502900	**OTH FUNGICIDES IN AEROSOL CONTAINERS**				
59190	TAIWAN	0	0	6	702
	CHINA	341 148	1 397 801	346 721	941 706
	SINGAPORE	816	4 753	0	0
	MALAYSIA	351 297	667 015	328 022	627 035
	INDIA	320 600	896 210	138 940	421 540
	AUSTRALIA	5	168	0	0
	UNITED STATES	95 720	220 996	76 016	130 917
	UNITED KINGDOM	0	0	2	598
	GERMANY, FED. REP. OF	2 003	95 119	39 621	1 796 033
	BELGIUM	60 023	168 248	77 400	216 720
	SPAIN	76 000	106 500	30 000	48 000
	SUB TOTAL	**1 247 612**	**3 556 810**	**1 036 728**	**4 183 251 ***
3808503900	**OTH HERBICIDES IN AEROSOL CONTAINERS**				
59190	CHINA	18 405	78 340	51 900	78 201
	THAILAND	17 160	56 960	0	0
	MALAYSIA	378 484	383 621	122 097	123 445
	GERMANY, FED. REP. OF	11 417	879 485	0	0
	BELGIUM	24	248	0	0
	SUB TOTAL	**425 490**	**1 398 654**	**173 997**	**201 646 ***

http://www.bps.go.id

HS / SITC	COMMODITY DESCRIPTION / COUNTRY OF ORIGIN	JANUARY - DECEMBER 2015		JANUARY - DECEMBER 2016	
		NET WEIGHT (KG)	CIF VALUE (US$)	NET WEIGHT (KG)	CIF VALUE (US$)
3808504000	**HERBICIDES, ANTI-SPROUTING PRODUCTS SUBHNOTE 1**				
59190	JAPAN	480	14 800	40	1 400
	HONG KONG	174 111	905 510	137 436	517 717
	KOREA, REPUBLIC OF	3 348	11 690	5 000	14 250
	CHINA	938 232	2 063 170	1 226 657	3 203 796
	MALAYSIA	72 741	289 380	102 865	327 805
	VIET NAM	629	6 382	998	3 778
	AUSTRALIA	1 525	5 194	3 186	12 712
	UNITED STATES	4 527	21 335	4 527	21 335
	UNITED KINGDOM	1 195	13 196	0	0
	FRANCE	291	1 478	0	0
	GERMANY, FED. REP. OF	2 154	13 356	5 252	40 811
	BELGIUM	2 794	12 551	0	0
	IRELAND	684	10 500	563	9 000
	SUB TOTAL	**1 202 711**	**3 368 542**	**1 486 524**	**4 152 604 ***
3808505000	**HERBICIDES PLANT-GROWTH REG SUBHD NOTE 1**				
59190	HONG KONG	3 180	15 000	0	0
	CHINA	138 071	542 612	264 588	469 843
	SINGAPORE	0	0	142	2 277
	MALAYSIA	12 317	24 174	12 667	26 081
	UNITED STATES	5 332	9 137	0	0
	SUB TOTAL	**158 900**	**590 923**	**277 397**	**498 201 ***
3808506000	**DISINFECTANTS, SUBHD NOTE 1**				
59190	JAPAN	37 775	138 739	43 582	175 167
	KOREA, REPUBLIC OF	1 650	7 200	5 150	21 900
	THAILAND	2 324	6 146	0	0
	SINGAPORE	177	618	27	748
	MALAYSIA	947	14 172	11 408	87 743
	INDIA	33 452	43 553	0	0
	UNITED STATES	15 725	37 869	54 228	201 207
	UNITED KINGDOM	50 135	339 109	10 800	138 661
	FRANCE	231 003	1 071 680	263 914	1 360 919
	GERMANY, FED. REP. OF	32 188	242 900	51 689	436 533
	IRELAND	1 010	17 323	5 288	47 770
	SUB TOTAL	**406 386**	**1 919 309**	**446 086**	**2 470 648 ***
3808509100	**WOOD PRESERV,BEING PREP OTH SURFACE COATCONT INSECT/FUNGI SUBHD NOTE1/NO NOTE1**				
59190	JAPAN	19	176	190	1 852
	UNITED KINGDOM	30	553	0	0
	ITALY	202	520	0	0
	SUB TOTAL	**251**	**1 249**	**190**	**1 852 ***
3808509900	**OTH DISINFEC,SMLAR PROD,PUT UP IN FORM/PACK FOR RET SALE,SUBHD1,NOT SUBHD NOTE1**				
59190	CHINA	12 640	62 570	0	0
	THAILAND	19 046	205 040	0	0
	MALAYSIA	27 252	128 368	43	202
	UNITED KINGDOM	4 800	21 600	2 400	11 619
	GERMANY, FED. REP. OF	1 350	29 885	800	17 480
	SUB TOTAL	**65 088**	**447 463**	**3 243**	**29 301 ***
3808911100	**INTERMEDIATE PREPARATION FOR THE MNFACTOF INSECTICIDES CONT 2-(1-METHYLPROPIL)**				
59110	CHINA	181 000	178 260	20 811	13 803
	INDIA	0	0	4 000	29 600
	BELGIUM	0	0	3 744	88 461
	SWITZERLAND	3 732	78 253	0	0
	SUB TOTAL	**184 732**	**256 513**	**28 555**	**131 864 ***
3808911900	**OTH INTERMEDIATE PREPARATFOR THE MNFACTOF INSECTICIDES CONT 2-(1-METHYLPROPIL)**				
59110	JAPAN	2 337	1 206 475	7 937	2 616 343
	HONG KONG	9 205	66 380	0	0
	KOREA, REPUBLIC OF	82 313	1 639 674	86 400	1 396 512
	TAIWAN	1	47	9 100	22 000
	CHINA	4 055 904	23 859 091	4 435 782	24 623 196
	THAILAND	249 890	1 684 235	311 450	1 587 361
	SINGAPORE	271 160	1 250 720	20 200	798 892

http://www.bps.go.id

HS / SITC	COMMODITY DESCRIPTION / COUNTRY OF ORIGIN	JANUARY - DECEMBER 2015		JANUARY - DECEMBER 2016	
		NET WEIGHT (KG)	CIF VALUE (US$)	NET WEIGHT (KG)	CIF VALUE (US$)
	MALAYSIA	1 157 383	1 315 700	1 997 008	2 937 372
	VIET NAM	32 640	117 500	79 566	225 293
	INDIA	387 119	2 474 650	569 648	5 024 502
	INDONESIA	137 574	324 760	4 237	155 192
	ISRAEL	13 035	913	23	352
	JORDAN	2 603	27 626	0	0
	AUSTRALIA	53 527	1 668 286	37 460	1 473 160
	NEW ZEALAND	30	360	0	0
	UNITED STATES	253 040	17 886 788	224 015	13 695 568
	ARGENTINA	0	0	4 320	77 829
	BRAZIL	0	0	403 072	345 474
	NETHERLANDS	17 792	248 148	733	31 012
	FRANCE	0	0	3 090	33 611
	GERMANY, FED. REP. OF	32 411	773 939	20 680	620 846
	BELGIUM	0	0	12 544	476 707
	SWITZERLAND	12 546	487 504	0	0
	DENMARK	42 071	85 549	32 788	65 390
	ITALY	0	0	3 667	124 203
	SPAIN	10 600	143 200	720	23 386
	SUB TOTAL	**6 823 181**	**55 261 545**	**8 264 440**	**56 354 201 ***
3808912000	**INTERMEDIATE PREPARATION FOR THE MNFACTOF INSECTICIDES OF MOSQUITO COILS**				
59110	JAPAN	60	736	33	308
	INDIA	10	205	0	0
	INDONESIA	0	0	33 308	58 813
	UNITED KINGDOM	0	0	22 176	183 588
	GERMANY, FED. REP. OF	635	14 042	2 102	45 049
	SUB TOTAL	**705**	**14 983**	**57 619**	**287 758 ***
3808913000	**INTERMEDIATE PREPARATION FOR THE MNFACTOF INSECTICIDES OF MOSQUITO MATS**				
59110	INDIA	2	358	0	0
	ARGENTINA	1 233	5 160	4 654	7 552
	SUB TOTAL	**1 235**	**5 518**	**4 654**	**7 552 ***
3808919100	**INSECTICIDES IN AEROSOL CONTAINERS HAVINA DEODOROSING FUNCTION**				
59110	CHINA	0	0	184 300	260 920
	INDIA	0	0	30	50
	SUB TOTAL	**0**	**0**	**184 330**	**260 970 ***
3808919200	**OTH INSECTICIDES IN AEROSOL CONTAINERSHAVING A DEODOROSING FUNCTION**				
59110	JAPAN	0	0	8 938	144 183
	HONG KONG	0	0	2	536
	CHINA	0	0	36 240	64 820
	SINGAPORE	9 634	163 620	232	28 082
	MALAYSIA	109 425	271 387	23 833	52 552
	UNITED STATES	0	0	12	128
	SUB TOTAL	**119 059**	**435 007**	**69 257**	**290 301 ***
3808919300	**OTH INSECTICIDES IN OTH AEROSOL CONTAINEHAVING A DEODOROSING FUNCTION**				
59110	JAPAN	3 060	137 700	1 981	99 077
	KOREA, REPUBLIC OF	0	0	24	30
	CHINA	167 556	744 343	176 290	522 974
	THAILAND	2	142	0	0
	SINGAPORE	4	80	5	264
	MALAYSIA	7 520	72 000	0	0
	INDIA	202 788	1 180 230	134 610	698 400
	UNITED STATES	128 462	1 046 259	15 391	200 378
	UNITED KINGDOM	19	559	5	52
	FRANCE	16	331	0	0
	SWITZERLAND	45	1 580	27	1 313
	SUB TOTAL	**509 472**	**3 183 224**	**328 333**	**1 522 488 ***
3808919900	**OTH INSECTICIDES IN OTH AEROSOL CONTAINEHAVING OTH FUNCTION**				
59110	JAPAN	2	154	12	151
	HONG KONG	11 130	76 463	0	0
	KOREA, REPUBLIC OF	133 825	11 179 912	198 855	15 762 263
	TAIWAN	55 382	407 650	53 483	540 539

http://www.bps.go.id

HS / SITC	COMMODITY DESCRIPTION / COUNTRY OF ORIGIN	JANUARY - DECEMBER 2015		JANUARY - DECEMBER 2016	
		NET WEIGHT (KG)	CIF VALUE (US$)	NET WEIGHT (KG)	CIF VALUE (US$)
	CHINA	4 189 220	24 859 481	5 204 148	24 401 489
	THAILAND	1	71	11 842	250 715
	SINGAPORE	912 488	22 765 773	1 025 248	27 604 528
	PHILIPPINES	6	505	1 439	31 824
	MALAYSIA	346 760	1 318 549	331 213	1 155 949
	VIET NAM	67 070	423 372	0	0
	INDIA	548 643	9 266 121	1 351 207	10 030 164
	INDONESIA	8 000	8 800	5 588	288 966
	SOUTH AFRICA	16 720	525 181	0	0
	AUSTRALIA	4 957	42 521	4 512	35 561
	UNITED STATES	161 802	5 088 675	219 364	4 892 789
	COSTA RICA	0	0	192	124 969
	UNITED KINGDOM	4 400	49 000	0	0
	NETHERLANDS	10 115	212 415	0	0
	FRANCE	19 621	423 292	0	0
	GERMANY, FED. REP. OF	64 866	1 453 257	70 297	1 773 971
	BELGIUM	2 434	61 492	0	0
	SWITZERLAND	25 850	883 282	44 913	1 338 325
	DENMARK	0	0	5 712	66 088
	ITALY	4 935	43 200	0	0
	SPAIN	0	0	2 000	9 133
	HUNGARY	0	0	3 150	499 738
	SUB TOTAL	**6 588 227**	**79 089 166**	**8 533 175**	**88 807 162 ***
3808921900	**OTH FUNGICIDES, IN AEROSOL CONTAINER W/AVALIDAMYCIN CONT<3% NETTTO**				
59120	JAPAN	63	1 209	12 823	144 100
	CHINA	514 415	4 681 442	1 223 672	8 665 255
	MALAYSIA	516 785	464 605	861 637	976 446
	VIET NAM	0	0	4 050	114 768
	INDIA	448 396	1 330 930	431 115	1 671 918
	JORDAN	1 046	11 091	0	0
	UNITED STATES	5 547	178 650	0	0
	COLOMBIA	10	726	0	0
	FRANCE	0	0	8 352	195 264
	GERMANY, FED. REP. OF	12 000	60 624	77 100	175 612
	BELGIUM	44	424	0	0
	IRELAND	120	2 744	0	0
	ITALY	0	0	5 000	59 500
	SPAIN	0	0	44 944	996 464
	SUB TOTAL	**1 498 426**	**6 732 445**	**2 668 693**	**12 999 327 ***
3808929000	**OTH FUNGICIDES, IN AEROSOL CONTAINER**				
59120	JAPAN	13 250	408 466	13 331	465 537
	HONG KONG	16 803	120 472	0	0
	KOREA, REPUBLIC OF	137 581	3 942 097	309 535	8 985 993
	TAIWAN	27 896	132 691	13 730	140 550
	CHINA	3 607 273	17 660 002	6 897 694	27 352 105
	THAILAND	22	786	0	0
	SINGAPORE	378 852	4 402 369	1 084 738	7 770 175
	MALAYSIA	2 081 547	5 761 351	1 470 936	3 884 306
	INDIA	3 215 986	10 585 794	3 683 186	13 356 016
	INDONESIA	13	51	0	0
	ISRAEL	31	420	5	118
	TURKEY	0	0	1 600	245 968
	SOUTH AFRICA	7 200	115 393	4 800	76 800
	AUSTRALIA	33 093	982 520	44 400	1 118 250
	NEW ZEALAND	14	336	19	236
	UNITED STATES	278 796	2 888 929	199 275	1 554 101
	CHILE	20 000	155 000	20 000	140 000
	BRAZIL	613 153	2 766 085	43 590	188 607
	COLOMBIA	98 401	546 402	572 800	1 069 628
	UNITED KINGDOM	95 388	588 739	190 143	1 112 356
	NETHERLANDS	37 000	662 720	140 294	1 322 040
	FRANCE	224 299	5 063 251	357 694	6 256 687
	GERMANY, FED. REP. OF	855 337	3 684 720	1 109 599	3 115 626
	AUSTRIA	128 000	352 656	163 840	453 707
	BELGIUM	103 000	144 200	200 000	209 990
	SWITZERLAND	63 037	688 945	26 371	702 795
	SWEDEN	16 000	57 600	0	0
	ITALY	64 661	1 215 116	30 001	1 020 565
	SPAIN	162 942	2 082 183	190 564	2 493 352

http://www.bps.go.id

HS / SITC	COMMODITY DESCRIPTION / COUNTRY OF ORIGIN	JANUARY - DECEMBER 2015		JANUARY - DECEMBER 2016	
		NET WEIGHT (KG)	CIF VALUE (US$)	NET WEIGHT (KG)	CIF VALUE (US$)
	HUNGARY	5	209	0	0
	BULGARIA	100 000	357 438	58 000	211 880
	SUB TOTAL	**12 379 580**	**65 366 941**	**16 826 145**	**83 247 388 ***
3808931100	**HERBICIDES, ANTI-SPROUTING PRODUCT ANDPLANT-GROWTH REGULATOR IN AEROSOL CONT**				
59130	HONG KONG	2	315	0	0
	CHINA	92 290	523 749	265 455	717 290
	SUB TOTAL	**92 292**	**524 064**	**265 455**	**717 290 ***
3808931900	**OTH HERBICIDES,ANTI-SPROUTING PRODUCT &PLANT-GROWTH REGULATOR IN AEROSOL CONT**				
59130	JAPAN	89 907	3 025 002	137 801	4 447 484
	HONG KONG	0	0	11 006	110 119
	TAIWAN	45 568	116 000	475 200	1 115 840
	CHINA	20 148 125	59 480 764	33 805 642	53 319 492
	THAILAND	31	5 029	3 645	159 768
	SINGAPORE	234	13 924	383	26 140
	PHILIPPINES	8	455	10	518
	MALAYSIA	6 314 185	13 318 777	9 607 206	21 332 511
	VIET NAM	0	0	59 025	138 931
	INDIA	601 581	4 172 789	643 753	4 639 838
	SRI LANKA	2	44	0	0
	INDONESIA	2 120	20 600	0	0
	ISRAEL	90	649	20	923
	AUSTRALIA	580 960	5 510 915	665 340	5 167 057
	NEW ZEALAND	7	316	0	0
	UNITED STATES	1 463 597	30 865 343	1 207 459	23 223 113
	BRAZIL	401 200	203 700	0	0
	PUERTO RICO	0	0	11 700	913 745
	UNITED KINGDOM	18	696	11	435
	NETHERLANDS	2 448	19 800	16 320	140 800
	FRANCE	15 660	260 134	9 374	175 117
	GERMANY, FED. REP. OF	390 377	6 494 128	646 081	8 471 533
	AUSTRIA	1	357	0	0
	BELGIUM	1	44	8	454
	SWITZERLAND	26	1 013	7	268
	FINLAND	0	0	1	35
	ITALY	1	16	0	0
	SPAIN	29 257	604 685	8 480	181 200
	SUB TOTAL	**30 085 404**	**124 115 180**	**47 308 472**	**123 565 321 ***
3808932000	**HERBICIDES, ANTI-SPROUTING PRODUCTS NOTSUBHD NOTE 1**				
59130	CHINA	164 520	316 700	268 521	481 595
	INDIA	4 956	19 360	16 000	71 370
	BRAZIL	0	0	5 460	355 610
	PUERTO RICO	0	0	3 387	321 317
	SUB TOTAL	**169 476**	**336 060**	**293 368**	**1 229 892 ***
3808933000	**HERBICIDES, PLANT-GROWTH REGULATOR, NOTSUBHD NOTE 1**				
59130	JAPAN	54 100	703 800	56 096	751 272
	CHINA	1 759 330	3 397 239	990 659	2 723 530
	THAILAND	0	0	74	1 317
	SINGAPORE	31 018	78 733	55 115	91 411
	MALAYSIA	679 729	1 958 521	1 919 180	2 763 102
	INDIA	3 000	25 000	0	0
	INDONESIA	974 998	1 800 920	511 994	629 532
	AUSTRALIA	14	1 239	0	0
	UNITED STATES	6 079	539 288	66 523	2 673 332
	UNITED KINGDOM	5	600	0	0
	FRANCE	11 400	49 588	3 488	139 174
	GERMANY, FED. REP. OF	22 896	124 478	22 287	124 447
	SUB TOTAL	**3 542 569**	**8 679 406**	**3 625 416**	**9 897 117 ***
3808941000	**DISINFECTANTS CONTAINING MIXTURES OF COAL TAR ACID AND ALKALIS**				
59140	JAPAN	20	676	0	0
	NEW ZEALAND	10 266	45 673	12 436	45 672
	UNITED STATES	0	0	150	1 579
	CANADA	11	28	0	0

http://www.bps.go.id

HS / SITC	COMMODITY DESCRIPTION / COUNTRY OF ORIGIN	JANUARY - DECEMBER 2015		JANUARY - DECEMBER 2016	
		NET WEIGHT (KG)	CIF VALUE (US$)	NET WEIGHT (KG)	CIF VALUE (US$)
	UNITED KINGDOM	6 112	19 039	1 747	2 503
	SUB TOTAL	**16 409**	**65 416**	**14 333**	**49 754 ***
3808942000	**OTH DISINFECTANTS CONTAINING MIXTURES OFCOAL TAR ACID AND ALKALIS IN AEROSOL**				
59140	JAPAN	0	0	77	874
	KOREA, REPUBLIC OF	366	4 200	1 000	8 400
	CHINA	2 400	16 920	4 800	34 365
	UNITED KINGDOM	0	0	5 154	5 978
	SUB TOTAL	**2 766**	**21 120**	**11 031**	**49 617 ***
3808949000	**OTH DISINFECTANTS CONTAINING MIXTURES OFCOAL TAR ACID AND ALKALIS**				
59140	JAPAN	100	2 160	0	0
	KOREA, REPUBLIC OF	618	5 619	9 734	18 470
	TAIWAN	188 300	925 900	0	0
	CHINA	83 067	149 795	197 898	295 583
	THAILAND	840	3 970	1 680	7 940
	SINGAPORE	714 011	2 358 044	453 527	1 360 100
	PHILIPPINES	0	0	281	3 852
	MALAYSIA	1 009	59 400	433 100	686 340
	VIET NAM	0	0	840	8 694
	INDIA	92 579	417 751	16 217	73 203
	SOUTH AFRICA	90 640	359 854	64 420	211 215
	AUSTRALIA	113 520	441 904	0	0
	UNITED STATES	546	17 573	567	21 812
	ARGENTINA	3 193	17 468	19 187	105 070
	UNITED KINGDOM	153 869	1 459 709	117 283	970 025
	FRANCE	110 625	208 300	182 441	344 508
	GERMANY, FED. REP. OF	758	4 555	1 560	6 422
	BELGIUM	100 627	108 665	857 500	917 521
	SWITZERLAND	0	0	249	2 671
	IRELAND	7 177	75 691	7 430	96 271
	SPAIN	42 796	96 929	1 274 848	1 571 581
	PORTUGAL	2 047	94 000	1 185	50 700
	SUB TOTAL	**1 706 322**	**6 807 287**	**3 639 947**	**6 751 978 ***
3808991000	**WOOD PRESERV CONTAINING INSECTICIDES ORFUNGICIDES**				
59190	JAPAN	1 200	19 483	3 552	63 461
	CHINA	3 000	14 400	51 200	264 461
	SINGAPORE	181	12 973	0	0
	MALAYSIA	377 688	393 474	185 000	191 855
	INDIA	0	0	28 043	80 085
	UNITED KINGDOM	83 200	190 960	0	0
	SUB TOTAL	**465 269**	**631 290**	**267 795**	**599 862 ***
3808999000	**OTH WOOD PRESERV CONTAINING INSECTICIDESOR FUNGICIDES**				
59190	JAPAN	147	11 660	356	30 919
	KOREA, REPUBLIC OF	6 803	44 862	10 829	85 844
	TAIWAN	234 565	623 389	231 000	595 598
	CHINA	810 016	2 839 836	785 083	2 977 279
	THAILAND	1 200	8 800	34 269	232 677
	SINGAPORE	45 001	186 910	16 200	31 346
	PHILIPPINES	0	0	1 200	4 061
	MALAYSIA	713 797	1 111 724	855 232	937 958
	INDIA	111 291	238 615	216 730	284 563
	PAKISTAN	10	5	0	0
	ISRAEL	0	0	14 000	46 315
	TURKEY	60	197	60	195
	UNITED STATES	138 849	314 877	113 807	699 642
	CHILE	0	0	2 918	8 140
	COSTA RICA	46	31 165	0	0
	UNITED KINGDOM	346 451	1 128 447	137 602	1 366 356
	NETHERLANDS	0	0	100	1 297
	FRANCE	10 200	45 550	8 160	37 840
	GERMANY, FED. REP. OF	129 079	275 354	14 922	76 137
	BELGIUM	275 000	288 085	50 000	52 176
	SWITZERLAND	134 462	1 158 355	225 800	394 293
	ITALY	50	837	0	0
	SPAIN	26 400	52 758	37 660	52 744
	SUB TOTAL	**2 983 427**	**8 361 426**	**2 755 928**	**7 915 380 ***

http://www.bps.go.id

HS / SITC	COMMODITY DESCRIPTION / COUNTRY OF ORIGIN	JANUARY - DECEMBER 2015		JANUARY - DECEMBER 2016	
		NET WEIGHT (KG)	CIF VALUE (US$)	NET WEIGHT (KG)	CIF VALUE (US$)
3809100000	**FINISH AGENT,DYE CARRIERS TO ACCELE WITHA BASIS OF AMYLACEOUS SUBSTANCES**				
59891	JAPAN	4 510	29 938	4 110	27 168
	HONG KONG	0	0	1	1
	KOREA, REPUBLIC OF	184	2 487	3 645	22 093
	TAIWAN	148 889	217 785	162 962	191 591
	CHINA	18 575	67 576	83 195	128 206
	THAILAND	0	0	9 900	14 134
	INDIA	788 450	798 240	1 273 000	1 205 260
	UNITED STATES	36 722	69 959	19 196	37 656
	UNITED KINGDOM	0	0	25	445
	NETHERLANDS	17 500	12 250	17 450	12 215
	FRANCE	1 680	15 625	0	0
	GERMANY, FED. REP. OF	792 899	740 814	1 080 850	1 119 581
	AUSTRIA	0	0	75	221
	SPAIN	0	0	15	162
	SUB TOTAL	**1 809 409**	**1 954 674**	**2 654 424**	**2 758 733 ***
3809911000	**FINISH AGENT,DYE CARRIERS TO ACCELE KINDUSED IN THE TEXTILE OR LIKE INDUST**				
59891	JAPAN	280 601	839 703	256 449	806 039
	HONG KONG	8 647	22 927	3	205
	KOREA, REPUBLIC OF	111 983	345 842	193 791	573 076
	TAIWAN	433 579	1 284 320	365 861	991 549
	CHINA	2 300 433	3 368 279	3 553 928	5 808 987
	THAILAND	156 700	354 640	89 360	124 361
	SINGAPORE	25	565	57	2 274
	PHILIPPINES	4 803 190	6 854 713	0	0
	MALAYSIA	93 937	203 607	56 785	113 164
	VIET NAM	68 785 135	86 350 164	17 526 032	23 934 892
	INDIA	248 050	311 735	148 420	204 463
	INDONESIA	5 040	6 256	1 802	3 580
	TURKEY	840	10 531	0	0
	AUSTRALIA	3 755	18 144	3 092	51 147
	UNITED STATES	224 388	1 184 352	264 639	1 344 466
	UNITED KINGDOM	14 725	76 570	49 010	259 099
	FRANCE	0	0	29	653
	GERMANY, FED. REP. OF	41 642	79 914	57 238	134 913
	BELGIUM	0	0	171	542
	SWITZERLAND	960	6 822	0	0
	ITALY	10 050	21 792	1 500	5 587
	PORTUGAL	18 000	31 500	0	0
	SUB TOTAL	**77 541 680**	**101 372 376**	**22 568 167**	**34 358 997 ***
3809919000	**SOFTENING OF FINISH AGENT,DYE CARRIER TOACCELE KIND USED IN THE TEX/ LIKE IND**				
59891	JAPAN	1 280 494	5 412 817	1 376 006	5 775 199
	HONG KONG	107 110	559 665	185 971	1 138 738
	KOREA, REPUBLIC OF	752 237	2 365 355	1 059 539	3 577 904
	TAIWAN	3 025 381	6 264 250	2 880 006	5 955 184
	CHINA	2 410 825	5 510 411	2 323 731	5 028 649
	THAILAND	472 269	1 085 642	908 570	2 082 471
	SINGAPORE	27 764	91 908	17 158	56 630
	MALAYSIA	273 079	526 136	393 505	734 960
	VIET NAM	2 361	16 923	12 174	17 301
	INDIA	2 020 514	2 968 045	1 931 220	2 502 821
	PAKISTAN	0	0	14 400	33 426
	SRI LANKA	0	0	2 900	3 480
	INDONESIA	8 175	10 572	25 370	40 232
	TURKEY	106 391	259 649	161 853	376 085
	TUNISIA	25	85	0	0
	AUSTRALIA	5 097	57 899	7 260	97 208
	UNITED STATES	113 454	1 003 547	166 539	959 885
	CANADA	5 117	20 930	0	0
	MEXICO	72 413	398 920	63 395	377 566
	BRAZIL	4 600	9 852	240	84
	SAN MARINO	0	0	13 375	65 043
	UNITED KINGDOM	44 073	87 114	40 182	106 276
	NETHERLANDS	203 962	650 541	151 720	681 871
	FRANCE	275 229	780 731	54 965	190 000
	GERMANY, FED. REP. OF	1 294 071	4 561 281	1 322 085	3 907 285
	BELGIUM	44 028	203 246	13 214	210 469
	SWITZERLAND	13 710	589 754	17 848	587 207
	DENMARK	0	0	100	4 176

http://www.bps.go.id

HS / SITC	COMMODITY DESCRIPTION / COUNTRY OF ORIGIN	JANUARY - DECEMBER 2015		JANUARY - DECEMBER 2016	
		NET WEIGHT (KG)	CIF VALUE (US$)	NET WEIGHT (KG)	CIF VALUE (US$)
	NORWAY	0	0	4	416
	ITALY	463 557	707 253	511 782	865 471
	SPAIN	70 607	176 912	106 623	261 075
	BULGARIA	3	1 267	0	0
	RUSSIA FEDERATION	0	0	75	249
	SUB TOTAL	**13 096 546**	**34 320 705**	**13 761 810**	**35 637 361 ***
3809920000	**OTH FINISH AGENT,DYE CARRIERS TO ACCELEKIND USED IN THE PAPER OR LIKE INDUST**				
59891	JAPAN	1 440 074	2 822 786	54 087	522 857
	HONG KONG	1 957 627	1 984 762	1 587 005	1 871 041
	KOREA, REPUBLIC OF	2 205 287	3 577 525	1 561 890	2 264 980
	TAIWAN	11 487 224	14 986 237	8 042 678	12 827 209
	CHINA	3 839 459	8 362 298	4 885 679	9 035 109
	THAILAND	254 845	278 047	276 020	430 035
	SINGAPORE	2 552 791	8 835 987	1 024 842	3 363 436
	PHILIPPINES	126 000	196 220	23 600	48 089
	MALAYSIA	475 277	392 925	216 360	174 681
	INDIA	33 215	24 783	142 774	115 421
	INDONESIA	600	840	32 000	19 457
	SOUTH AFRICA	0	0	7 760	20 867
	AUSTRALIA	7 000	27 118	12 000	45 239
	UNITED STATES	1 206 589	3 982 731	1 506 124	3 920 319
	CANADA	0	0	1 497	73 415
	BRAZIL	18 200	78 133	0	0
	UNITED KINGDOM	17 908	56 238	48 769	89 496
	NETHERLANDS	64 450	160 778	31 400	273 991
	FRANCE	50 026	113 331	122	8 229
	GERMANY, FED. REP. OF	786 965	2 830 994	753 239	2 490 638
	AUSTRIA	107 400	359 776	113 666	320 315
	BELGIUM	0	0	13	362
	SWITZERLAND	248 285	496 927	91 603	241 063
	IRELAND	3 475	9 084	1 670	8 012
	ITALY	557 382	1 169 240	330 800	677 561
	SPAIN	223 401	611 638	260 840	567 742
	POLAND	41 000	286 720	0	0
	SUB TOTAL	**27 704 480**	**51 645 118**	**21 006 438**	**39 409 564 ***
3809930000	**OTH FINISH AGENT,DYE CARRIERS TO ACCELEKIND USED IN THE LEATHER OR LIKE INDUST**				
59891	JAPAN	834	14 828	998	27 956
	HONG KONG	618	5 068	11 019	23 742
	KOREA, REPUBLIC OF	51 184	287 542	15 260	87 253
	TAIWAN	818 322	2 442 367	864 106	2 246 491
	CHINA	363 904	690 024	318 957	562 652
	THAILAND	294 802	462 776	290 564	438 953
	SINGAPORE	319 718	765 131	353 395	1 127 421
	MALAYSIA	60 796	173 747	41 720	96 730
	VIET NAM	19	577	50	641
	INDIA	143 796	322 165	131 625	208 221
	INDONESIA	0	0	3 575	4 211
	AUSTRALIA	85	1 836	170	3 672
	NEW ZEALAND	500	1 717	0	0
	TOKELAU	0	0	4 000	9 522
	UNITED STATES	20 489	94 830	16 859	97 630
	CANADA	0	0	645	2 737
	MEXICO	1 235	13 940	9 225	35 149
	BRAZIL	9	65	575	16 226
	URUGUAY	334	7 939	0	0
	UNITED KINGDOM	505	13 474	20	2 675
	NETHERLANDS	86 479	245 972	97 721	309 006
	FRANCE	262 560	471 108	143 289	280 657
	GERMANY, FED. REP. OF	299 630	1 308 264	266 720	1 090 792
	BELGIUM	17 010	150 598	13 007	204 267
	ITALY	553 380	1 561 780	733 588	2 531 745
	SPAIN	130 695	400 794	192 996	667 681
	GREECE	9 000	9 388	27 225	28 986
	CZECH REPUBLIC	150	1 611	0	0
	SUB TOTAL	**3 436 054**	**9 447 541**	**3 537 309**	**10 105 016 ***
3810100000	**PICKLING PREP FOR METAL SURFAC,SOLDERING, BRAZING, WELDING POWDERS**				
59896	JAPAN	978 662	5 151 954	1 044 503	6 163 783

http://www.bps.go.id

HS / SITC	COMMODITY DESCRIPTION / COUNTRY OF ORIGIN	JANUARY - DECEMBER 2015		JANUARY - DECEMBER 2016	
		NET WEIGHT (KG)	CIF VALUE (US$)	NET WEIGHT (KG)	CIF VALUE (US$)
	HONG KONG	66 922	160 318	48 415	148 168
	KOREA, REPUBLIC OF	99 311	2 117 935	67 281	1 929 638
	TAIWAN	175 397	473 623	160 059	383 556
	CHINA	3 825 115	8 776 028	3 500 633	8 274 835
	THAILAND	186 250	758 188	168 467	842 537
	SINGAPORE	5 551 026	8 876 658	2 596 605	11 359 227
	PHILIPPINES	10	696	0	0
	MALAYSIA	192 483	737 083	294 160	613 289
	BRUNEI DARUSSALAM	3	15	0	0
	INDIA	124 257	233 587	163 107	274 560
	PAKISTAN	105	2 243	0	0
	SOUTH AFRICA	2 708	27 435	4 808	46 960
	AUSTRALIA	43 720	159 638	37 664	151 235
	UNITED STATES	46 206	777 731	33 545	712 312
	CANADA	80	5 328	23	1 063
	MEXICO	12	2 102	12	837
	UNITED KINGDOM	180 260	409 660	178 705	422 866
	NETHERLANDS	544	41 599	7 200	27 216
	FRANCE	125	7 393	339	10 143
	GERMANY, FED. REP. OF	25 436	687 083	227 976	650 816
	AUSTRIA	234	4 448	0	0
	BELGIUM	0	0	374	5 036
	SWITZERLAND	26	2 389	0	0
	SWEDEN	1 344	6 624	1 295	7 389
	IRELAND	56	2 698	0	0
	ITALY	22 899	98 932	22 921	118 383
	ICELAND	120	17 892	0	0
	KYRGYZSTAN	350	4 194	0	0
	SLOVAKIA	0	0	1 708	9 400
	SLOVENIA	5 650	58 198	20 680	124 291
	CZECH REPUBLIC	1 350	12 590	0	0
	SUB TOTAL	**11 530 661**	**29 614 262**	**8 580 480**	**32 277 540 ***
3810900000	**OTHER PREP OF A KIND USED AS CORES ORCOATING FOR WELD ELECTRODES OR RODS**				
59896	JAPAN	494 741	3 473 230	413 438	3 625 381
	HONG KONG	5 092	58 154	21 467	168 770
	KOREA, REPUBLIC OF	322 365	1 587 993	325 992	1 465 333
	TAIWAN	364 718	719 875	404 362	834 152
	CHINA	2 923 176	2 713 166	3 502 371	2 277 036
	THAILAND	573 069	717 805	531 386	804 422
	SINGAPORE	270 340	1 311 552	117 745	960 874
	PHILIPPINES	26 800	50 526	44 220	63 985
	MALAYSIA	41 265	1 196 565	44 857	1 292 426
	VIET NAM	0	0	30	5 820
	INDIA	197 868	99 782	342 869	219 922
	TURKEY	0	0	24 105	6 884
	ANGOLA	40	1 531	0	0
	SOUTH AFRICA	93	1 884	6 750	16 564
	AUSTRALIA	8 627	32 020	4	27
	UNITED STATES	11 027	79 832	19 068	60 302
	CANADA	55	2 451	125	4 215
	MEXICO	4	410	68	588
	PERU	150	2 699	250	4 452
	UNITED KINGDOM	5 250	43 917	6 653	74 938
	NETHERLANDS	3 606	80 096	3 514	78 657
	FRANCE	126 802	184 929	19 011	93 188
	GERMANY, FED. REP. OF	103 119	1 182 941	139 031	1 166 826
	AUSTRIA	0	0	5 066	16 594
	BELGIUM	638	5 078	8 026	66 517
	NORWAY	1	22	0	0
	SWEDEN	1	194	0	0
	IRELAND	0	0	6	147
	ITALY	2 360	6 186	174	2 895
	SPAIN	0	0	5 000	12 300
	HUNGARY	0	0	88	3 116
	POLAND	0	0	90 174	90 876
	ROMANIA	35 800	173 314	27 500	111 472
	SLOVENIA	14 098	122 536	0	0
	CZECH REPUBLIC	0	0	1 070	11 194
	SUB TOTAL	**5 531 105**	**13 848 688**	**6 104 420**	**13 539 873 ***

http://www.bps.go.id

HS / SITC	COMMODITY DESCRIPTION / COUNTRY OF ORIGIN	JANUARY - DECEMBER 2015		JANUARY - DECEMBER 2016	
		NET WEIGHT (KG)	CIF VALUE (US$)	NET WEIGHT (KG)	CIF VALUE (US$)
3811110000	**ANTI-KNOCK PREPARATION, BASED ON LEADBASED ON LEAD COMPOUND**				
59721	JAPAN	600	3 213	600	3 313
	TAIWAN	723	8 899	2 057	6 992
	CHINA	4	179	0	0
	SINGAPORE	2	222	0	0
	UNITED STATES	0	0	5	517
	FRANCE	70	1 090	0	0
	GERMANY, FED. REP. OF	8	366	0	0
	SUB TOTAL	**1 407**	**13 969**	**2 662**	**10 822 ***
3811190000	**OTH ANTI-KNOCK PREPARATIONS**				
59721	JAPAN	87 429	617 388	116 499	678 054
	HONG KONG	21 876	117 615	7 879	28 166
	KOREA, REPUBLIC OF	37	358	366	1 795
	TAIWAN	168 424	334 044	172 896	311 457
	CHINA	1 191	13 948	6 053	46 508
	THAILAND	1 432	6 086	99	5 142
	SINGAPORE	181 427	520 293	58 494	235 669
	MALAYSIA	46 651	3 777 402	14 684	1 179 387
	BRUNEI DARUSSALAM	3 944	3 324	0	0
	INDIA	96 129	276 740	59 618	179 083
	ISRAEL	0	0	110	3 903
	AUSTRALIA	133 192	622 193	166 977	781 260
	UNITED STATES	128 404	923 999	87 309	654 439
	CANADA	2 336	32 212	87	1 744
	BRAZIL	5 400	4 813	0	0
	UNITED KINGDOM	17 912	75 025	5 558	36 794
	NETHERLANDS	2 753	3 892	0	0
	FRANCE	713	10 155	139	2 396
	GERMANY, FED. REP. OF	166 730	1 008 834	147 707	653 198
	BELGIUM	0	0	187	627
	SWEDEN	13	161	0	0
	ITALY	36 382	137 051	32 854	117 680
	SUB TOTAL	**1 102 375**	**8 485 533**	**877 516**	**4 917 302 ***
3811211000	**ADDITIVE FOR LUBRICAT OILS,CONT PETROLOIL & OIL OBTAIN FROM BITUMIN,RETAIL**				
59725	JAPAN	8 107	38 839	2 059	17 508
	KOREA, REPUBLIC OF	287	1 023	3 309	53 589
	TAIWAN	325	1 115	500	2 400
	CHINA	3	69	16 000	34 537
	THAILAND	0	0	6 826	16 990
	SINGAPORE	24 511	207 318	43 355	354 837
	AUSTRALIA	2 557	35 425	173	2 081
	UNITED STATES	60 870	389 759	54 554	248 193
	CANADA	3 110	18 052	12 327	90 121
	UNITED KINGDOM	6 938	12 973	2 020	3 042
	GERMANY, FED. REP. OF	489	3 562	1 264	6 275
	SUB TOTAL	**107 197**	**708 135**	**142 387**	**829 573 ***
3811219000	**ADDITIVE FOR LUBRICAT OILS,CONT PETROLOIL & OIL OBTAIN FROM BITUMIN,NOT RETAIL**				
59725	JAPAN	2 450 818	11 248 293	2 891 744	13 656 326
	HONG KONG	36	1 237	0	0
	KOREA, REPUBLIC OF	156 070	471 071	129 816	485 562
	TAIWAN	19 039	76 684	29 636	146 169
	CHINA	289 970	887 223	2 880 328	9 125 277
	THAILAND	142 525	200 083	231 863	327 230
	SINGAPORE	21 089 308	69 375 953	26 233 195	78 262 712
	MALAYSIA	22 739	168 619	26 774	98 796
	MYANMAR	340 000	393 774	0	0
	VIET NAM	55 196	155 038	0	0
	INDIA	125 112	804 765	23 529	176 172
	INDONESIA	272	1 310	0	0
	AUSTRALIA	431 841	1 651 384	375 544	1 415 113
	UNITED STATES	22 325 593	87 849 468	21 204 914	80 181 513
	CANADA	1 019	3 408	45 383	295 355
	MEXICO	26 852	93 050	0	0
	UNITED KINGDOM	36	2 403	23 637	73 261
	NETHERLANDS	236 110	842 201	320 595	1 099 842
	FRANCE	393 579	2 584 859	629 534	3 018 506
	GERMANY, FED. REP. OF	34 158	182 647	75 484	472 090

http://www.bps.go.id

HS / SITC	COMMODITY DESCRIPTION / COUNTRY OF ORIGIN	JANUARY - DECEMBER 2015		JANUARY - DECEMBER 2016	
		NET WEIGHT (KG)	CIF VALUE (US$)	NET WEIGHT (KG)	CIF VALUE (US$)
	BELGIUM	306 587	1 277 058	278 306	1 215 381
	SWITZERLAND	3 134	18 805	18 122	211 569
	ITALY	787 837	3 950 413	863 801	3 842 515
	SPAIN	0	0	26	187
	PORTUGAL	129 929	131 555	0	0
	SLOVAKIA	1 893	11 689	1 631	12 234
	SUB TOTAL	**49 369 653**	**182 382 990**	**56 283 862**	**194 115 810 ***
3811290000	**OTH ADDITIVE FOR LUBRICAT OILS,CONTPETROL OIL & OIL OBTAIN FROM OTMN MINERA**				
59725	JAPAN	159 685	986 055	395 484	1 921 706
	HONG KONG	9 042	40 950	0	0
	KOREA, REPUBLIC OF	24 509	109 666	25 545	105 213
	TAIWAN	3 013	34 333	17 874	59 410
	CHINA	34 535	145 176	125 108	429 560
	THAILAND	70	760	1 369	8 537
	SINGAPORE	1 052 409	4 318 200	255 123	1 021 847
	MALAYSIA	62 072	80 025	72 251	186 845
	INDIA	83 204	290 274	52 200	186 411
	INDONESIA	0	0	1 474	7 959
	UNITED ARAB EMIRATES	0	0	20 512	179 051
	AUSTRALIA	11 304	59 111	9 512	57 935
	AMERICAN SAMOA	36 528	174 205	14 616	162 125
	UNITED STATES	247 478	1 960 315	595 814	3 660 001
	CANADA	0	0	11 309	62 825
	UNITED KINGDOM	34 578	111 459	30 430	85 198
	NETHERLANDS	4	7	8 420	15 843
	FRANCE	14 567	127 010	220 120	1 540 101
	GERMANY, FED. REP. OF	21 004	107 129	32 491	173 938
	AUSTRIA	0	0	1	335
	BELGIUM	0	0	1 600	7 487
	DENMARK	2	18	0	0
	ITALY	82 980	412 823	30 852	125 351
	SPAIN	23	404	40	638
	SLOVAKIA	1	26	0	0
	SUB TOTAL	**1 877 008**	**8 957 946**	**1 922 145**	**9 998 316 ***
3811901000	**ANTI KNOCK PREP, RUST PREVENTATIV &CORROSION INHIBITORS**				
59729	JAPAN	411 440	2 068 319	406 368	2 148 985
	HONG KONG	0	0	40	106
	KOREA, REPUBLIC OF	17 824	50 137	39 676	105 560
	TAIWAN	121 501	555 635	137 568	562 142
	CHINA	341 726	800 189	216 912	669 368
	THAILAND	205 315	428 589	60 817	173 361
	SINGAPORE	394 069	1 623 446	268 793	871 488
	PHILIPPINES	0	0	1 991	5 396
	MALAYSIA	46 162	162 997	58 288	271 820
	VIET NAM	0	0	14	59
	INDIA	17 480	91 841	11 244	39 978
	TURKEY	155	4 960	0	0
	AUSTRALIA	140 387	391 965	35 119	184 428
	UNITED STATES	363 645	2 071 655	304 691	1 553 307
	CANADA	0	0	1	3
	MEXICO	65	1 190	16	147
	BRAZIL	1 670	17 902	1 503	14 589
	UNITED KINGDOM	25 869	90 388	4 778	13 515
	NETHERLANDS	3 826	11 305	62	1 171
	FRANCE	114 607	470 952	98 957	418 644
	GERMANY, FED. REP. OF	68 135	382 520	11 482	48 226
	AUSTRIA	0	0	116	341
	BELGIUM	0	0	36	330
	SWITZERLAND	16 000	32 960	0	0
	NORWAY	392	2 228	54	1 049
	FINLAND	0	0	177	409
	ITALY	400	1 428	27 600	216 400
	SPAIN	4 320	13 133	70 480	205 198
	POLAND	0	0	353	783
	SUB TOTAL	**2 294 988**	**9 273 739**	**1 757 136**	**7 506 803 ***
3811909000	**OTH ANTI-KNOCK PREP.,FOR MINERAL OILLIQUID USED AS MINERAL OILS**				
59729	JAPAN	304 148	2 716 394	348 538	3 600 466

http://www.bps.go.id

HS / SITC	COMMODITY DESCRIPTION / COUNTRY OF ORIGIN	JANUARY - DECEMBER 2015		JANUARY - DECEMBER 2016	
		NET WEIGHT (KG)	CIF VALUE (US$)	NET WEIGHT (KG)	CIF VALUE (US$)
	HONG KONG	1 843	2 358	133	4 045
	KOREA, REPUBLIC OF	84 652	146 023	86 932	131 817
	TAIWAN	114 690	314 306	66 501	183 358
	CHINA	255 316	837 569	436 852	1 227 187
	THAILAND	1 550 335	1 721 295	1 450 672	1 658 762
	SINGAPORE	341 879	3 481 637	407 205	1 397 726
	PHILIPPINES	7 160	18 918	17 900	39 130
	MALAYSIA	17 451	119 745	28 365	109 338
	VIET NAM	0	0	4	4
	INDIA	1 800 995	5 282 942	2 297 232	6 220 330
	PAKISTAN	0	0	1	398
	UNITED ARAB EMIRATES	30 132	95 835	140 000	364 000
	AUSTRALIA	205 552	776 979	72 342	262 149
	UNITED STATES	911 648	6 284 861	608 750	4 632 990
	CANADA	16 398	24 925	0	0
	MEXICO	0	0	125	1 191
	UNITED KINGDOM	42 201	260 620	55 575	377 203
	NETHERLANDS	43 260	168 171	57 600	217 280
	FRANCE	51 041	186 245	15 033	67 072
	GERMANY, FED. REP. OF	1 514 260	4 400 547	2 051 203	5 304 455
	AUSTRIA	0	0	3	161
	BELGIUM	150	1 823	278	3 386
	SWITZERLAND	32 167	151 130	0	0
	DENMARK	0	0	62	1 079
	NORWAY	44 150	146 640	0	0
	SWEDEN	53	1 085	9	282
	IRELAND	15	612	0	0
	ITALY	20 960	80 888	22 671	60 929
	SPAIN	10 080	52 868	23 770	116 396
	HUNGARY	25	271	50	538
	SUB TOTAL	**7 400 561**	**27 274 687**	**8 187 806**	**25 981 672 ***
3812100000	**PREPARED RUBBER ACCELERATORS**				
59863	JAPAN	1 821 967	6 311 890	2 184 685	8 018 043
	HONG KONG	140 361	662 735	276 755	1 083 699
	KOREA, REPUBLIC OF	3 170 559	10 341 037	2 413 075	7 121 246
	TAIWAN	5 844 084	7 523 048	6 254 382	6 447 631
	CHINA	8 023 271	25 454 289	8 560 458	24 472 002
	THAILAND	620 895	984 122	705 122	1 055 556
	SINGAPORE	2 261	7 621	21 297	127 389
	PHILIPPINES	0	0	10	379
	MALAYSIA	4 201 373	8 212 080	4 148 984	7 793 364
	VIET NAM	37 452	196 015	62 333	341 424
	INDIA	70 300	134 693	103 680	184 611
	INDONESIA	0	0	100	751
	RWANDA	0	0	428	4 772
	AUSTRALIA	1 037	5 929	0	0
	AMERICAN SAMOA	80	3 615	0	0
	UNITED STATES	141 022	384 801	328 308	650 365
	BRAZIL	5 592	96 791	0	0
	UNITED KINGDOM	94 000	1 019 630	99 000	1 074 150
	NETHERLANDS	200	3 079	8	641
	FRANCE	18 506	208 134	48 995	451 881
	GERMANY, FED. REP. OF	208 815	637 203	317 835	1 095 688
	AUSTRIA	345	5 140	200	4 304
	BELGIUM	294 281	1 198 039	353 138	1 336 375
	ITALY	12 800	132 823	5 140	67 284
	SPAIN	0	0	12 500	21 375
	SUB TOTAL	**24 709 201**	**63 522 714**	**25 896 433**	**61 352 930 ***
3812200000	**COMPOUND PLASTICISERS FOR RUBBER ORPLASTICS**				
59893	JAPAN	314 684	1 799 509	367 627	1 430 123
	HONG KONG	226 494	738 512	29 670	158 200
	KOREA, REPUBLIC OF	180 179	493 653	298 871	773 436
	TAIWAN	994 438	2 065 181	497 575	1 275 036
	CHINA	4 638 899	5 824 731	3 223 830	4 582 067
	THAILAND	1 245 299	1 785 803	1 290 901	1 688 929
	SINGAPORE	118 261	345 776	68 567	190 367
	PHILIPPINES	0	0	4 000	10 140
	MALAYSIA	107 904	193 065	78 982	206 114
	BRUNEI DARUSSALAM	3 945	3 324	0	0

http://www.bps.go.id

HS / SITC	COMMODITY DESCRIPTION / COUNTRY OF ORIGIN	JANUARY - DECEMBER 2015		JANUARY - DECEMBER 2016	
		NET WEIGHT (KG)	CIF VALUE (US$)	NET WEIGHT (KG)	CIF VALUE (US$)
	VIET NAM	4 206	10 007	1 215 028	543 670
	INDIA	4 501 431	3 245 678	3 370 890	1 973 437
	SOUTH AFRICA	199 999	157 400	180 000	110 500
	RWANDA	0	0	98	611
	AUSTRALIA	213	11 963	5 639	148 409
	UNITED STATES	430 570	837 797	679 121	1 306 903
	UNITED KINGDOM	1 599 213	1 022 687	447 261	416 421
	NETHERLANDS	9 305	26 459	3 600	10 107
	FRANCE	5 390	119 992	8 650	203 067
	GERMANY, FED. REP. OF	479 468	1 489 080	478 816	1 384 625
	AUSTRIA	150	1 219	125	1 435
	BELGIUM	9 900	48 954	30 125	15 082
	SWITZERLAND	1 222	21 055	565	19 309
	ITALY	19 545	71 018	51	1 279
	SPAIN	500	1 189	1 500	3 453
	RUSSIA FEDERATION	28	261	0	0
	SUB TOTAL	**15 091 243**	**20 314 313**	**12 281 492**	**16 452 720 ***
3812300000	**ANTI OXIDISING PREP & OTH COMPOUNDSTABILISERS FOR RUBBER OR PLASTICS**				
59893	JAPAN	965 176	4 568 403	1 267 155	5 587 603
	HONG KONG	42 884	247 478	68 585	334 265
	KOREA, REPUBLIC OF	2 013 423	5 089 790	2 100 458	5 421 472
	TAIWAN	3 124 868	10 687 059	4 027 129	12 589 414
	CHINA	13 373 057	24 485 464	14 387 599	22 660 480
	THAILAND	2 612 715	6 047 011	3 051 210	6 708 814
	SINGAPORE	689 893	1 942 743	912 656	2 622 827
	PHILIPPINES	317 998	564 060	383 500	606 035
	MALAYSIA	7 780 418	17 683 908	7 604 848	17 092 511
	VIET NAM	291 439	1 003 415	557 326	1 305 724
	INDIA	132 750	399 416	207 129	545 420
	INDONESIA	8 850	38 649	600	1 542
	TURKEY	40 025	67 258	20 000	29 890
	RWANDA	0	0	30	488
	AUSTRALIA	403	4 793	50	732
	UNITED STATES	299 318	1 819 157	324 363	1 897 064
	CANADA	0	0	2 078	5 551
	MEXICO	0	0	7 200	93 600
	UNITED KINGDOM	46 509	181 957	169 232	912 141
	NETHERLANDS	43 402	274 477	54 009	243 734
	FRANCE	236	10 522	4	26
	GERMANY, FED. REP. OF	956 457	4 533 456	1 474 779	5 606 710
	AUSTRIA	1 276	19 832	32 390	83 209
	BELGIUM	426 047	1 221 674	242 491	563 333
	SWITZERLAND	14 174	242 062	18 087	279 189
	ITALY	199 532	1 577 993	152 750	1 239 052
	SPAIN	100	784	0	0
	SUB TOTAL	**33 380 950**	**82 711 361**	**37 065 658**	**86 430 826 ***
3813000000	**PREP. & CHARGE FOR FIRE-EXTINGUISHERCHARGED FIRE-EXTINGUISHING GRENADES**				
59894	JAPAN	16 523	557 714	5 187	56 530
	KOREA, REPUBLIC OF	16 027	9 093	0	0
	TAIWAN	0	0	1 100	100
	CHINA	2 380 561	2 160 030	2 811 547	1 696 347
	THAILAND	11	4 254	84	744
	SINGAPORE	38 063	128 716	82 693	355 529
	MALAYSIA	60 231	115 183	17 560	121 362
	BRUNEI DARUSSALAM	223	1 151	0	0
	INDIA	51 895	74 826	82 905	179 882
	SOUTH AFRICA	5 098	148 296	4 579	294 804
	AUSTRALIA	41 169	593 398	31 786	411 631
	UNITED STATES	147 363	1 007 239	790 979	1 245 967
	MEXICO	54 432	86 818	81 717	149 708
	UNITED KINGDOM	196 519	492 488	255 085	491 398
	FRANCE	21 044	31 376	21 285	25 035
	GERMANY, FED. REP. OF	45 170	60 557	20 587	90 756
	SWEDEN	31 706	113 775	50 347	91 266
	ITALY	0	0	2 048	24 802
	SPAIN	750	1 886	0	0
	SUB TOTAL	**3 106 785**	**5 586 800**	**4 259 489**	**5 235 861 ***

http://www.bpsgo.id

HS / SITC	COMMODITY DESCRIPTION / COUNTRY OF ORIGIN	JANUARY - DECEMBER 2015		JANUARY - DECEMBER 2016	
		NET WEIGHT (KG)	CIF VALUE (US$)	NET WEIGHT (KG)	CIF VALUE (US$)
3814000000	**ORGANIC COMPOSITE SOLVENTS & THINNERS,PREPARED PAINT OR VARNISH REMOVERS**				
53355	JAPAN	306 279	2 155 009	307 001	2 894 469
	HONG KONG	11 867	57 522	1 751	19 250
	KOREA, REPUBLIC OF	4 105 098	4 582 880	3 982 337	3 770 761
	TAIWAN	444 412	1 025 662	570 725	1 360 630
	CHINA	433 660	2 430 171	736 934	2 966 815
	MACAU	109 357	720 749	366 747	1 945 874
	THAILAND	9 229	94 691	251 890	435 821
	SINGAPORE	2 034 136	4 243 497	1 741 020	3 794 252
	MALAYSIA	572 780	2 466 509	211 530	518 896
	BRUNEI DARUSSALAM	143	627	0	0
	VIET NAM	452 592	1 345 710	644 934	1 782 070
	INDIA	29 946	53 231	44 290	96 822
	SRI LANKA	1	286	0	0
	INDONESIA	52	166	1 549	6 146
	KUWAIT	0	0	4 860	14 969
	NIGERIA	0	0	860	4 835
	SOUTH AFRICA	0	0	6	56
	AUSTRALIA	3 303	41 530	864	12 141
	UNITED STATES	18 946	420 278	29 820	382 243
	CANADA	2 298	9 340	0	0
	BRAZIL	132	15 277	0	0
	PERU	0	0	14	264
	UNITED KINGDOM	34 868	158 195	60 237	197 947
	NETHERLANDS	25 879	157 037	25 200	199 924
	FRANCE	706	37 693	788	20 694
	GERMANY, FED. REP. OF	68 739	423 876	243 752	535 567
	AUSTRIA	43	945	156	4 177
	BELGIUM	1 636	132 875	33 251	240 640
	SWITZERLAND	7 176	32 063	11 487	53 171
	DENMARK	0	0	1	140
	NORWAY	852	1 479	0	0
	SWEDEN	1	76	8	203
	FINLAND	0	0	1 020	5 913
	ITALY	758	4 862	1 372	7 930
	SPAIN	2 587	8 790	8 000	23 992
	HUNGARY	457	937	0	0
	LITHUANIA	0	0	14	1 491
	GEORGIA	40	1 749	1 865	7 727
	SUB TOTAL	**8 677 973**	**20 623 712**	**9 284 283**	**21 305 830 ***
3815110000	**SUPPORTED CATALYST,WITH NICKEL/NICKELCOMPOUNDS AS THE ACTIVE SUBSTANCE**				
59881	JAPAN	42	1 320	456 127	2 758 388
	KOREA, REPUBLIC OF	3 032	22 315	3 623	16 945
	CHINA	81 550	705 614	54 560	315 848
	SINGAPORE	0	0	19 720	141 582
	MALAYSIA	12 775	121 465	3 540	31 724
	INDIA	375 755	3 013 899	359 000	2 662 046
	SAUDI ARABIA	0	0	45 070	24 789
	UNITED STATES	237 565	7 465 133	21 074	431 704
	UNITED KINGDOM	18 954	254 846	250	5 885
	NETHERLANDS	6 020	75 250	0	0
	FRANCE	73 390	1 706 106	30 718	344 000
	GERMANY, FED. REP. OF	439 641	4 169 946	330 187	3 158 455
	DENMARK	4 198	89 060	35 385	1 091 082
	FINLAND	0	0	20 000	52 102
	ITALY	76	31 113	0	0
	SUB TOTAL	**1 252 998**	**17 656 067**	**1 379 254**	**11 034 550 ***
3815120000	**SUPPORTED CATALYST, WITH PRECIOUS METALCOMPOUNDS AS THE ACTIVE SUBSTANCE**				
59883	JAPAN	149 191	11 218 528	46 892	3 944 061
	KOREA, REPUBLIC OF	0	0	55	238
	CHINA	6 472	917 905	0	0
	THAILAND	18 000	2 019 600	3	5 023
	SINGAPORE	2 001	6 048	4 431	17 507
	MALAYSIA	67 005	4 757 536	60 087	3 833 747
	INDIA	11	7 230	24	16 143
	UNITED STATES	17 947	100 329	1 078 306	2 912 446
	UNITED KINGDOM	0	0	2	111
	NETHERLANDS	0	0	2	20
	FRANCE	7 682	196 750	1 610	59 276

http://www.bps.go.id

HS / SITC	COMMODITY DESCRIPTION / COUNTRY OF ORIGIN	JANUARY - DECEMBER 2015		JANUARY - DECEMBER 2016	
		NET WEIGHT (KG)	CIF VALUE (US$)	NET WEIGHT (KG)	CIF VALUE (US$)
	GERMANY, FED. REP. OF	3 423	865 670	2 988	522 429
	DENMARK	8 915	242 559	363 674	1 125 419
	SWEDEN	0	0	2	512
	ITALY	1 465	261 907	25 526	2 027 004
	SUB TOTAL	**282 112**	**20 594 062**	**1 583 602**	**14 463 936 ***
3815190000	**OTH SUPPORTED CATALYSTS**				
59885	JAPAN	147 626	506 081	358 697	4 232 680
	HONG KONG	3 162	30 740	200	874
	KOREA, REPUBLIC OF	44 390	639 902	37 423	344 344
	TAIWAN	630	4 536	3 449	18 490
	CHINA	303 506	7 434 824	308 883	7 549 349
	THAILAND	43 149	175 983	138 746	898 349
	SINGAPORE	65 367	335 368	45 775	320 240
	MALAYSIA	1 360 136	286 416	218 398	9 801 853
	VIET NAM	0	0	22 600	8 210
	INDIA	25	1 615	46 221	285 473
	IRAN (ISLAMIC REPUBLIC OF)	0	0	22	813
	SOUTH AFRICA	0	0	96 282	723 276
	AUSTRALIA	3 941	93 215	4 866	34 533
	UNITED STATES	1 405 907	18 301 093	1 411 294	8 592 274
	CANADA	185	3 667	0	0
	COLOMBIA	9 459	559 436	2 852	225 320
	UNITED KINGDOM	36 347	1 677 804	5 750	78 227
	NETHERLANDS	0	0	1 082 900	3 346 161
	FRANCE	40 335	490 505	13 050	227 453
	GERMANY, FED. REP. OF	418 291	2 268 282	90 864	347 439
	AUSTRIA	0	0	28	4 599
	BELGIUM	6	224	7	223
	SWITZERLAND	3 624	21 718	1	192
	DENMARK	176 257	2 868 524	21 396	302 267
	NORWAY	19 459	59 837	215	18 574
	SWEDEN	707	55 821	887	72 418
	FINLAND	15	350	0	0
	ITALY	22 224	154 889	20 340	137 524
	HUNGARY	3 410	39 229	0	0
	SUB TOTAL	**4 108 158**	**36 010 059**	**3 931 146**	**37 571 155 ***
3815900000	**OTH REACTION INITIATORS,REACTIONACCELERATORS CATALYTIC PREP, NES OR INCL**				
59889	JAPAN	675 983	23 916 209	2 677 050	20 862 381
	HONG KONG	4 519	56 530	705	8 884
	KOREA, REPUBLIC OF	70 483	793 505	71 020	878 720
	TAIWAN	88 554	187 476	48 036	214 616
	CHINA	646 905	2 027 767	1 883 703	2 752 726
	THAILAND	1 801	16 158	6 176	18 797
	SINGAPORE	95 030	901 423	173 673	944 200
	MALAYSIA	121 688	250 508	1 369 108	537 955
	INDIA	231 061	1 044 996	147 441	887 228
	SRI LANKA	11	534	0	0
	SAUDI ARABIA	297 410	178 446	7 564 340	4 152 486
	UNITED ARAB EMIRATES	168 368	466 469	0	0
	SWAZILAND	17 176	11 800	0	0
	SOUTH AFRICA	6 750	9 180	21 600	30 510
	AUSTRALIA	9 562	120 544	23 318	211 588
	UNITED STATES	4 990 734	29 577 553	5 232 843	18 263 443
	CANADA	0	0	205	5 297
	BRAZIL	0	0	11	257
	UNITED KINGDOM	1 937	10 641	93 426	700 370
	NETHERLANDS	1 328 692	4 996 025	111 211	863 210
	FRANCE	100 025	2 784 241	79 193	2 175 168
	GERMANY, FED. REP. OF	2 534 848	4 058 838	7 042 263	10 620 004
	AUSTRIA	10	151	3	58
	BELGIUM	3 385	11 794	0	0
	SWITZERLAND	139	6 345	643	14 138
	DENMARK	239 876	1 293 164	139 630	2 064 470
	SWEDEN	95	1 355	4 146	210 345
	FINLAND	1 800	5 952	10 318	17 088
	IRELAND	0	0	11	1 037
	ITALY	36 512	1 300 838	50 675	211 296
	SPAIN	3 628	17 423	7 223	29 523
	GREECE	0	0	15 800	19 444

http://www.bps.go.id

HS / SITC	COMMODITY DESCRIPTION / COUNTRY OF ORIGIN	JANUARY - DECEMBER 2015		JANUARY - DECEMBER 2016	
		NET WEIGHT (KG)	CIF VALUE (US$)	NET WEIGHT (KG)	CIF VALUE (US$)
	HUNGARY	2 364	31 915	4 033	48 558
	POLAND	11	153	16	177
	SUB TOTAL	**11 679 357**	**74 077 933**	**26 777 820**	**66 743 974 ***
3816001000	**REFRACTORY CEMENTS**				
66233	JAPAN	556 527	610 476	552 643	588 264
	HONG KONG	835	846	60 850	40 497
	KOREA, REPUBLIC OF	82 826	98 346	80 308	142 700
	TAIWAN	517 899	656 522	581 779	522 006
	CHINA	11 899 592	9 873 452	13 062 866	8 280 152
	THAILAND	268 348	198 483	307 557	220 008
	SINGAPORE	53 583	85 010	207 328	201 738
	MALAYSIA	2 714 301	2 603 081	2 312 363	1 954 697
	INDIA	1 014 612	594 521	2 426 147	1 491 005
	TURKEY	0	0	600 000	283 066
	UNITED ARAB EMIRATES	54 798	41 279	766 595	537 171
	GUINEA	6 000	2 880	0	0
	SOUTH AFRICA	13 200	26 516	15 045	30 405
	AUSTRALIA	46 881	68 706	94 431	108 625
	UNITED STATES	424 824	737 269	407 664	580 649
	CANADA	76 000	154 257	0	0
	BRAZIL	0	0	1 247	1 058
	UNITED KINGDOM	182 707	214 294	356 185	313 882
	NETHERLANDS	9 362	106 529	372 971	605 124
	FRANCE	118 000	138 956	162 120	202 715
	GERMANY, FED. REP. OF	238 968	435 675	1 924 830	2 111 604
	AUSTRIA	112 077	68 868	230 050	219 441
	BELGIUM	0	0	21 124	149 384
	DENMARK	24 127	27 692	81 761	138 785
	SWEDEN	432 100	371 350	572 950	498 283
	ITALY	2	111	1 301	3 088
	SPAIN	620 999	233 643	1 848 023	755 246
	POLAND	29 901	59 836	0	0
	CZECH REPUBLIC	25	251	408 000	461 203
	SUB TOTAL	**19 498 494**	**17 408 849**	**27 456 138**	**20 440 796 ***
3816009000	**OTH REFRACTORY CEMENTS**				
66233	JAPAN	155 239	402 822	227 704	596 192
	KOREA, REPUBLIC OF	2 185 463	2 355 137	2 472 194	2 428 620
	TAIWAN	1 202 264	1 486 672	1 303 660	1 458 209
	CHINA	25 409 384	10 708 646	61 224 665	27 248 762
	THAILAND	2 099 426	1 371 258	435 272	419 635
	SINGAPORE	206 042	232 794	391 405	132 059
	MALAYSIA	575 500	460 929	605 045	491 936
	VIET NAM	18 775	17 170	0	0
	INDIA	901 712	430 297	1 045 997	498 883
	TURKEY	484 000	216 379	327 423	149 974
	SOUTH AFRICA	5 689	39 240	19 494	106 669
	AUSTRALIA	64 073	64 009	23 558	38 441
	UNITED STATES	64 978	221 167	155 700	277 868
	CANADA	4	42	205	4 654
	BRAZIL	0	0	419	655
	UNITED KINGDOM	39 245	67 295	10 384	19 441
	NETHERLANDS	123 825	107 942	440 100	499 578
	FRANCE	38 212	67 339	443 673	513 017
	GERMANY, FED. REP. OF	141 711	227 513	410 294	555 366
	AUSTRIA	1 284	18 139	0	0
	BELGIUM	0	0	1 182	7 205
	SWITZERLAND	2 640	5 548	1 280	3 513
	DENMARK	1 700	2 176	28 037	26 835
	NORWAY	1 162 301	1 363 691	918 032	1 085 026
	ITALY	4 000	30 834	11 224	31 212
	SPAIN	157 643	67 145	10 382	9 001
	HUNGARY	16 569	67 200	0	0
	POLAND	215	1 345	0	0
	CROATIA	597 800	384 334	252 000	163 814
	SLOVAKIA	0	0	10 000	4 301
	CZECH REPUBLIC	25	155	0	0
	SUB TOTAL	**35 659 719**	**20 417 218**	**70 769 329**	**36 770 866 ***

http://www.bps.go.id

HS / SITC	COMMODITY DESCRIPTION / COUNTRY OF ORIGIN	JANUARY - DECEMBER 2015		JANUARY - DECEMBER 2016	
		NET WEIGHT (KG)	CIF VALUE (US$)	NET WEIGHT (KG)	CIF VALUE (US$)
3817000000	**MIXED ALKYLBENZENES & MIXED ALKYLNAPHTHALANES OTH THAN HEAD 2707 OR 2902**				
59840	JAPAN	476	3 947	953	19 675
	KOREA, REPUBLIC OF	200 203	354 400	2 720 143	4 338 950
	TAIWAN	1 957 392	2 974 046	1 529 630	2 231 369
	CHINA	35 150 215	41 862 595	30 337 313	31 041 685
	THAILAND	0	0	6 078 517	6 627 398
	SINGAPORE	2 123	4 793	0	0
	MALAYSIA	742 649	1 129 228	0	0
	INDIA	187 200	421 200	115 923	260 628
	SAUDI ARABIA	16 115 505	22 174 524	17 353 399	19 709 005
	QATAR	1 478 796	1 795 806	0	0
	UNITED STATES	57 600	151 200	28 800	64 800
	FRANCE	759	3 213	0	0
	GERMANY, FED. REP. OF	24 365	89 682	17 759	46 496
	AUSTRIA	74	932	0	0
	SPAIN	0	0	9 600	46 069
	SUB TOTAL	**55 917 357**	**70 965 566**	**58 192 037**	**64 386 075 ***
3818000000	**WAFERS/DISCS WITH SILICON CONTENT**				
59850	JAPAN	140 459	25 358 943	107 127	18 919 730
	HONG KONG	271	1 235	333	1 724
	KOREA, REPUBLIC OF	434	222 770	356	67 199
	TAIWAN	9 420	556 228	5 601	133 132
	CHINA	1 838	99 341	1 743	41 882
	THAILAND	7 363	31 178	8 819	35 357
	SINGAPORE	220 735	2 941 199	207 817	1 941 385
	PHILIPPINES	290	328 048	12	604
	MALAYSIA	1 644	526 725	13 519	208 395
	VIET NAM	3	22	0	0
	INDIA	8 375	11 853	0	0
	AUSTRALIA	132	1 059	158	1 456
	UNITED STATES	12 909	486 780	14 863	148 584
	CANADA	18	575	0	0
	UNITED KINGDOM	432	82 492	0	0
	GERMANY, FED. REP. OF	10 440	1 892 480	4 950	313 609
	AUSTRIA	861	56 199	1	55
	BELGIUM	95	1 610 953	100	852 865
	SPAIN	1	12	0	0
	LIECHTENSTEIN	3	1 551	0	0
	ROMANIA	791	56 386	893	89 194
	SUB TOTAL	**416 514**	**34 266 029**	**366 292**	**22 755 171 ***
3819000000	**HYD BRAKE FLUID&OTH FOR HYD TRNSMSSIONWHETHER OR NOT CONT<70% WEIGHT OF PETRLM**				
59731	JAPAN	533 900	1 815 134	493 388	4 290 202
	KOREA, REPUBLIC OF	398	1 501	947	6 986
	CHINA	92	1 076	48 098	71 029
	THAILAND	273 266	737 239	746 078	1 769 718
	SINGAPORE	61 571	169 544	109 688	429 022
	MALAYSIA	126 722	271 966	78 422	162 402
	AUSTRALIA	778 520	1 779 814	557 042	1 348 567
	UNITED STATES	343 212	767 209	481 299	1 166 064
	MEXICO	79 500	166 981	78 920	163 530
	UNITED KINGDOM	8 131	141 831	32 707	177 975
	NETHERLANDS	188 581	432 762	50 681	92 021
	FRANCE	0	0	2 800	13 020
	GERMANY, FED. REP. OF	966	20 029	4 370	38 719
	BELGIUM	19	1 133	62	2 608
	SWITZERLAND	13	1 154	0	0
	SWEDEN	154	319	31	1 162
	ITALY	0	0	1 176	16 469
	SPAIN	158 044	612 347	184 800	692 208
	HUNGARY	0	0	2	55
	RUSSIA FEDERATION	0	0	18	344
	SUB TOTAL	**2 553 089**	**6 920 039**	**2 870 529**	**10 442 101 ***
3820000000	**ANTI-FREEZING PREPARATIONS & PREPAREDAND PREPARED DE-ICING FLUIDS**				
59733	JAPAN	9 925	121 660	15 189	90 204
	HONG KONG	123	277	90	212
	KOREA, REPUBLIC OF	269	995	71 553	92 001
	TAIWAN	1 254	12 657	2 494	15 287

http://www.bps.go.id

HS / SITC	COMMODITY DESCRIPTION / COUNTRY OF ORIGIN	JANUARY - DECEMBER 2015		JANUARY - DECEMBER 2016	
		NET WEIGHT (KG)	CIF VALUE (US$)	NET WEIGHT (KG)	CIF VALUE (US$)
	CHINA	533 621	510 799	644 742	364 602
	THAILAND	365 994	702 598	432 697	749 620
	SINGAPORE	641 294	1 459 318	325 639	799 621
	MALAYSIA	2 104	29 273	2 630	44 361
	INDIA	0	0	536	38 352
	INDONESIA	3 000	7 128	3 000	5 334
	TURKEY	0	0	5	292
	AUSTRALIA	2 554 549	4 455 486	2 531 801	3 972 349
	UNITED STATES	178 707	1 533 685	127 271	1 524 764
	CANADA	0	0	141	308
	MEXICO	0	0	3 491	10 229
	BRAZIL	0	0	91	2 252
	UNITED KINGDOM	17 163	31 881	13 272	20 908
	NETHERLANDS	417 562	708 175	474 972	731 468
	FRANCE	241	3 296	275	3 508
	GERMANY, FED. REP. OF	58 158	207 077	35 432	149 881
	AUSTRIA	12	349	251	1 477
	BELGIUM	30 367	288 207	49 416	359 648
	SWITZERLAND	0	0	22	1 858
	SWEDEN	2 432	35 354	1 405	16 774
	ITALY	486	2 369	31	118
	HUNGARY	2	29	0	0
	CZECH REPUBLIC	1	21	0	0
	SUB TOTAL	**4 817 264**	**10 110 634**	**4 736 446**	**8 995 428 ***
3821001000	**PREPARED CULTURE MEDIA FOR DEVELOPMENTOF MICRO ORGANICS**				
59867	JAPAN	39	1 829	1	20
	HONG KONG	40	1 940	16	1 745
	TAIWAN	0	0	7	384
	CHINA	2 029	83 002	45	1 608
	SINGAPORE	59	6 636	12 200	80 692
	MALAYSIA	0	0	64	511
	AUSTRALIA	307	34 571	15	2 049
	UNITED STATES	20 319	1 600 857	38 537	2 803 073
	PUERTO RICO	5	443	100	7 585
	UNITED KINGDOM	4 022	246 136	4 837	272 459
	FRANCE	2 572	181 583	10 606	395 672
	GERMANY, FED. REP. OF	20 764	1 767 590	27 876	2 287 609
	SWEDEN	409	149 254	496	185 373
	FINLAND	39	1 935	30	2 357
	IRELAND	16	1 585	0	0
	ITALY	319	22 236	1 046	64 781
	SPAIN	75	4 532	40	4 745
	SUB TOTAL	**51 014**	**4 104 129**	**95 916**	**6 110 663 ***
3821009000	**OTH PREPARED CULTURE MEDIA FORDEVELOPMENT OF MICRO ORGANICS**				
59867	JAPAN	3 246	11 178	5 168	49 422
	HONG KONG	0	0	29	156
	TAIWAN	713	4 191	0	0
	CHINA	0	0	64	3 763
	SINGAPORE	18 706	89 230	10 126	40 451
	MALAYSIA	0	0	326	4 692
	INDIA	200	8 316	100	4 127
	INDONESIA	0	0	10	563
	AUSTRALIA	68	2 827	0	0
	UNITED STATES	1 475	83 114	3 522	156 408
	UNITED KINGDOM	252	65 467	169	19 074
	FRANCE	602	50 174	1 490	119 415
	GERMANY, FED. REP. OF	1 521	191 509	1 752	221 222
	DENMARK	0	0	7	49
	FINLAND	0	0	1	109
	ITALY	16	818	92	2 877
	LITHUANIA	40	7 527	0	0
	SUB TOTAL	**26 839**	**514 351**	**22 856**	**622 328 ***
3822001000	**PLATE,SHEET,FILM, FOIL&STRIP OF PLASTICIMPREGHTD/COATED WITH DIAG REAGENTS**				
59869	JAPAN	3 261	447 023	3 306	394 798
	HONG KONG	12 917	204 146	13 234	237 360
	KOREA, REPUBLIC OF	13 954	1 500 212	9 061	732 769
	TAIWAN	17 376	1 816 213	32 809	3 143 173

http://www.bps.go.id

HS / SITC	COMMODITY DESCRIPTION / COUNTRY OF ORIGIN	JANUARY - DECEMBER 2015		JANUARY - DECEMBER 2016	
		NET WEIGHT (KG)	CIF VALUE (US$)	NET WEIGHT (KG)	CIF VALUE (US$)
	CHINA	68 680	2 558 485	403 701	1 989 777
	THAILAND	10	3 033	0	0
	SINGAPORE	6 929	559 206	7 411	622 828
	PHILIPPINES	0	0	29	1 998
	MALAYSIA	1 435	204 830	169	23 208
	VIET NAM	340	21 867	5	5
	INDIA	9 083	545 021	1 873	84 134
	TURKEY	3 971	36 509	8 137	79 501
	CYPRUS	273	50 849	0	0
	SOUTH AFRICA	8	1 323	0	0
	AUSTRALIA	126	7 498	70	4 872
	UNITED STATES	48 486	3 917 113	53 107	7 601 726
	CANADA	1 278	95 702	1 421	142 026
	PUERTO RICO	8	952	8	1 110
	UNITED KINGDOM	4 995	773 029	4 680	781 345
	NETHERLANDS	4 565	805 617	156	53 179
	FRANCE	35 893	5 114 842	30 741	4 602 159
	GERMANY, FED. REP. OF	34 028	1 785 580	34 863	1 570 939
	AUSTRIA	0	0	20	2 043
	BELGIUM	79	2 935	9	1 497
	SWITZERLAND	87	14 960	6	1 771
	NORWAY	3 804	780 576	439	91 858
	SWEDEN	1 178	196 584	59	16 240
	FINLAND	17	2 653	27	4 129
	IRELAND	7	1 010	5	1 416
	ITALY	0	0	190	8 421
	SPAIN	36	4 868	4	610
	GREECE	113	21 031	0	0
	HUNGARY	63	8 346	141	16 929
	POLAND	382	19 913	142	13 640
	LATVIA	2	176	0	0
	CZECH REPUBLIC	0	0	171	8 761
	SERBIA	2	81	0	0
	SUB TOTAL	**273 386**	**21 502 183**	**605 994**	**22 234 222 ***
3822002000	**PAPERBOARD,CELLULOSE WADDING & WEB FIBREIMPREGHTD/COATED WITH DIAG REAGENTS**				
59869	JAPAN	0	0	38	3 592
	HONG KONG	1 501	7 381	5 962	30 046
	KOREA, REPUBLIC OF	336	67 483	956	1 295
	TAIWAN	41	377	217	5 977
	CHINA	68 757	3 597 405	75 960	2 911 241
	SINGAPORE	2 757	401 387	2 563	367 399
	MALAYSIA	404	98 442	626	146 348
	BRUNEI DARUSSALAM	8	538	0	0
	INDIA	951	60 631	647	42 858
	TURKEY	0	0	263	23 976
	UNITED STATES	7 841	513 226	8 067	696 805
	CANADA	1 168	72 849	3 080	210 094
	UNITED KINGDOM	35	4 433	204	25 976
	NETHERLANDS	4	2 143	9	3 889
	FRANCE	545	118 071	1 204	282 269
	GERMANY, FED. REP. OF	4 495	248 881	4 586	415 315
	AUSTRIA	4	2 512	0	0
	BELGIUM	12	3 586	19	6 437
	DENMARK	727	36 952	362	55 606
	SWEDEN	0	0	34 885	207 734
	FINLAND	12	2 494	0	0
	SPAIN	1 770	263 435	1 654	206 894
	HUNGARY	272	12 306	754	13 844
	SUB TOTAL	**91 640**	**5 514 532**	**142 056**	**5 657 595 ***
3822003000	**STERILISATION INDICATOR STRIPS AND TAPES**				
59869	JAPAN	9 734	179 645	5 653	212 899
	HONG KONG	1	18	126	3 485
	KOREA, REPUBLIC OF	1 130	8 050	267	19 027
	TAIWAN	268	33 741	1 998	48 305
	CHINA	5 909	56 412	12 475	92 391
	THAILAND	0	0	7	1 806
	SINGAPORE	10 493	183 686	10 113	394 008
	PHILIPPINES	29 539	754 484	17 396	310 326
	MALAYSIA	35 850	442 759	17 946	265 628

http://www.bps.go.id

HS / SITC	COMMODITY DESCRIPTION / COUNTRY OF ORIGIN	JANUARY - DECEMBER 2015		JANUARY - DECEMBER 2016	
		NET WEIGHT (KG)	CIF VALUE (US$)	NET WEIGHT (KG)	CIF VALUE (US$)
	INDIA	131	336	446	10 395
	INDONESIA	8	1 293	0	0
	TURKEY	458	3 667	0	0
	AUSTRALIA	523	23 866	651	34 422
	UNITED STATES	6 005	515 632	5 922	450 076
	CANADA	536	21 080	280	18 838
	UNITED KINGDOM	280	25 644	90	12 373
	NETHERLANDS	293	6 962	479	96 941
	FRANCE	96	5 865	1 624	19 960
	GERMANY, FED. REP. OF	251	26 447	2 774	514 218
	AUSTRIA	20	2 648	118	15 335
	BELGIUM	0	0	25	5 054
	SWITZERLAND	30	5 793	17	4 443
	SWEDEN	671	1 217	1 270	2 874
	FINLAND	1 821	35 214	2 668	78 712
	IRELAND	7	766	2	408
	ITALY	24	2 977	215	16 052
	SPAIN	238	4 714	18	3 260
	HUNGARY	0	0	1	331
	CZECH REPUBLIC	0	0	1	58
	SUB TOTAL	**104 316**	**2 342 916**	**82 582**	**2 631 625 ***
3822009000	**OTH DIAGNOSTIC/LAB REAGENTS & PREPAREDWHETHER OR NOT HEAD 30.02 OR 30.06**				
59869	JAPAN	222 624	4 184 047	114 896	5 651 700
	HONG KONG	35 480	98 776	23 156	180 055
	KOREA, REPUBLIC OF	137 187	5 155 628	265 556	9 083 298
	TAIWAN	8 889	240 158	2 777	452 623
	CHINA	559 591	3 872 656	763 527	4 236 559
	THAILAND	199	15 759	274	15 328
	SINGAPORE	922 088	7 106 839	1 354 187	14 728 636
	PHILIPPINES	3	515	0	0
	MALAYSIA	37 294	245 507	73 515	455 704
	VIET NAM	53 953	538 316	221 429	2 266 769
	INDIA	6 131	319 846	8 943	434 934
	BANGLADESH	52	587	0	0
	INDONESIA	0	0	4	385
	ISRAEL	2	245	22	3 791
	TURKEY	1 075	37 280	579	15 455
	SOUTH AFRICA	1 771	613 141	1 831	599 153
	AUSTRALIA	1 304	109 399	1 391	96 920
	NEW ZEALAND	217	13 661	130	7 972
	UNITED STATES	286 590	12 302 400	354 316	16 153 159
	CANADA	4 960	340 181	2 272	269 553
	MEXICO	32	2 407	48	7 838
	BRAZIL	34	1 819	16	615
	ECUADOR	28	2 071	1 596	110 018
	PUERTO RICO	7 370	151 986	3 876	81 497
	COSTA RICA	0	0	294	25 959
	UNITED KINGDOM	26 612	2 321 834	35 194	2 664 581
	NETHERLANDS	16 236	545 813	2 739	243 914
	FRANCE	94 627	2 058 311	129 299	5 671 122
	GERMANY, FED. REP. OF	187 686	19 565 263	237 059	22 985 397
	AUSTRIA	3 281	188 251	5 708	329 485
	BELGIUM	3 946	118 231	8 824	87 808
	SWITZERLAND	29 100	220 831	32 588	258 992
	DENMARK	732	201 766	430	107 759
	NORWAY	1 292	7 825	2 592	405 420
	SWEDEN	23 598	1 434 385	61 906	2 161 992
	FINLAND	5 171	466 314	5 604	551 926
	IRELAND	29 670	3 280 955	42 664	3 467 809
	ITALY	10 228	1 901 004	15 893	1 878 733
	SPAIN	1 059	134 703	4 214	287 019
	ICELAND	0	0	1	100
	HUNGARY	58 109	106 558	101 337	399 073
	POLAND	33	2 799	305	30 904
	LITHUANIA	875	156 681	85	18 053
	LATVIA	3	332	10	1 439
	CZECH REPUBLIC	6 001	26 083	26 795	327 355
	SERBIA	5	158	0	0
	SUB TOTAL	**2 785 138**	**68 091 321**	**3 907 882**	**96 756 802 ***

http://www.bps.go.id

HS / SITC	COMMODITY DESCRIPTION / COUNTRY OF ORIGIN	JANUARY - DECEMBER 2015		JANUARY - DECEMBER 2016	
		NET WEIGHT (KG)	CIF VALUE (US$)	NET WEIGHT (KG)	CIF VALUE (US$)
3823110000	**STEARIC ACIDS**				
51218	JAPAN	55 300	59 160	6 616	17 724
	HONG KONG	9 392	15 568	0	0
	KOREA, REPUBLIC OF	28 396	73 946	37 043	124 659
	TAIWAN	122 508	223 443	100 009	228 584
	CHINA	575 632	528 603	547 323	452 925
	THAILAND	141	87	104	191
	SINGAPORE	0	0	14 009	12 659
	MALAYSIA	5 850 277	5 313 407	7 309 419	5 852 944
	RWANDA	0	0	1 829	2 012
	AUSTRALIA	0	0	15 959	18 796
	UNITED STATES	12	198	1 472	15 268
	CANADA	0	0	39	5 563
	UNITED KINGDOM	0	0	100	1 601
	GERMANY, FED. REP. OF	6 464	62 217	8 860	65 451
	AUSTRIA	0	0	50	129
	SUB TOTAL	**6 648 122**	**6 276 629**	**8 042 832**	**6 798 506 ***
3823120000	**OLEIC ACIDS**				
51218	JAPAN	37 496	252 843	11 971	66 098
	KOREA, REPUBLIC OF	14 400	19 440	100 800	137 232
	TAIWAN	1 620	4 460	0	0
	CHINA	0	0	640	16 104
	SINGAPORE	0	0	32	121
	MALAYSIA	245 507	320 091	296 303	395 861
	INDIA	0	0	15 765	27 383
	UNITED STATES	1 940	9 747	1 427	10 276
	BRAZIL	3	16	0	0
	NETHERLANDS	2 000	12 700	0	0
	FRANCE	5 220	31 292	9 900	57 259
	ITALY	43 200	70 200	0	0
	SUB TOTAL	**351 386**	**720 789**	**436 838**	**710 334 ***
3823130000	**TALL OILS FATTY ACIDS**				
51218	JAPAN	68 482	72 394	17 440	39 214
	HONG KONG	190	1 425	132	297
	TAIWAN	3 000	2 730	0	0
	CHINA	170 129	205 534	106 229	144 999
	THAILAND	0	0	5 414	11 904
	SINGAPORE	59 019	403 559	1	115
	MALAYSIA	7 767	18 786	0	0
	NEW ZEALAND	0	0	840	1 260
	UNITED STATES	1 966 453	2 067 666	2 264 244	2 089 716
	UNITED KINGDOM	0	0	268	555
	NETHERLANDS	99 920	127 747	42 900	50 665
	GERMANY, FED. REP. OF	14 880	14 136	98	209
	SWEDEN	2	965	0	0
	SUB TOTAL	**2 389 842**	**2 914 942**	**2 437 566**	**2 338 934 ***
3823191000	**ACIDS OIL FROM REFINING**				
51218	JAPAN	0	0	31 104	80 852
	TAIWAN	1 000	4 800	0	0
	CHINA	0	0	2 008	23 436
	THAILAND	0	0	110 050	52 824
	MALAYSIA	116 820	65 489	4 482 041	2 607 757
	INDIA	26 000	43 020	18 000	16 200
	ISRAEL	0	0	6	1 727
	UNITED STATES	7	163	0	0
	UNITED KINGDOM	360	4 248	360	2 764
	NETHERLANDS	0	0	180	1 899
	GERMANY, FED. REP. OF	14 400	33 840	180	1 596
	BELGIUM	0	0	14 400	29 520
	SWEDEN	0	0	2	716
	SUB TOTAL	**158 587**	**151 560**	**4 658 331**	**2 819 291 ***
3823199000	**OTH INDUSTRIAL MONOCARBOXYLIC FATTY ACID**				
51218	JAPAN	1 499 734	1 925 239	1 734 611	2 129 354
	KOREA, REPUBLIC OF	44 815	57 299	59 247	59 626
	TAIWAN	2 446	39 121	1 332	22 042

http://www.bps.go.id

HS / SITC	COMMODITY DESCRIPTION / COUNTRY OF ORIGIN	JANUARY - DECEMBER 2015		JANUARY - DECEMBER 2016	
		NET WEIGHT (KG)	CIF VALUE (US$)	NET WEIGHT (KG)	CIF VALUE (US$)
	CHINA	3 312 366	4 119 660	4 801 229	9 928 614
	THAILAND	303 529	750 859	546 130	1 127 345
	SINGAPORE	2 232	15 474	1 805	12 042
	PHILIPPINES	0	0	101 000	116 609
	MALAYSIA	1 521 521	2 143 920	2 545 145	3 300 037
	INDIA	2 016 000	806 560	1	500
	AUSTRALIA	0	0	190	722
	UNITED STATES	62 723	382 218	93 522	401 513
	UNITED KINGDOM	28 800	87 840	0	0
	NETHERLANDS	1	52	0	0
	GERMANY, FED. REP. OF	6 838	36 388	6 085	25 011
	BELGIUM	980	3 003	10 440	27 182
	SWITZERLAND	9 600	210 584	6 100	133 529
	DENMARK	55 280	157 979	84 700	250 661
	SWEDEN	0	0	5	1 860
	ITALY	2 080	4 191	0	0
	SPAIN	0	0	106	1 092
	SUB TOTAL	**8 868 945**	**10 740 387**	**9 991 648**	**17 537 739 ***
3823701000	**INDUSTRY FATTY ALCOHOLS IN THE FORM OFWAX**				
51217	JAPAN	90	728	675	6 180
	HONG KONG	600	9 012	0	0
	CHINA	0	0	5 415	8 364
	SINGAPORE	66	56	0	0
	MALAYSIA	0	0	46 200	70 224
	VIET NAM	0	0	2 210	23 501
	INDIA	80	48	58	133
	AUSTRALIA	740	1 718	1 855	6 234
	UNITED STATES	726	4 373	25	152
	GERMANY, FED. REP. OF	73 825	338 985	68 225	235 342
	SUB TOTAL	**76 127**	**354 920**	**124 663**	**350 130 ***
3823709000	**OTH INDUSTRY FATTY ALCOHOLS IN THE FORMOF WAX**				
51217	JAPAN	23 180	142 816	5 211	20 687
	KOREA, REPUBLIC OF	2 739	8 423	2 600	6 240
	TAIWAN	0	0	120	1 169
	CHINA	15 336	91 867	27	504
	THAILAND	94 640	136 663	48 000	63 840
	SINGAPORE	32 753	189 899	2 864	27 059
	PHILIPPINES	60	162	0	0
	MALAYSIA	22 370 777	27 657 285	24 275 069	37 577 902
	INDIA	45 857	103 642	160 201	213 350
	INDONESIA	4	5	7	8
	SAUDI ARABIA	0	0	8	152
	AUSTRALIA	2 136	6 067	2 363	8 108
	UNITED STATES	297 594	1 690 180	378 443	2 208 973
	UNITED KINGDOM	1 390	14 367	258	4 399
	FRANCE	41 636	126 866	467 231	1 152 996
	GERMANY, FED. REP. OF	809 734	2 595 814	349 356	1 140 869
	BELGIUM	3	40	0	0
	SWITZERLAND	10	40	0	0
	SWEDEN	0	0	20	163
	ITALY	0	0	56 100	243 832
	SUB TOTAL	**23 737 849**	**32 764 136**	**25 747 878**	**42 670 251 ***
3824100000	**PREPARED BINDERS FOR FOUNDRY MOULDS ORCORE**				
59899	JAPAN	543 991	5 021 599	717 207	5 568 473
	HONG KONG	31 150	29 868	287	2 154
	KOREA, REPUBLIC OF	417 409	440 122	450 948	495 517
	TAIWAN	707 380	512 185	453 430	680 917
	CHINA	3 551 761	4 473 142	4 206 467	4 931 720
	THAILAND	297 390	250 584	392 169	334 481
	SINGAPORE	462 345	610 528	388 228	333 363
	MALAYSIA	18 032	17 505	4 406	6 334
	VIET NAM	23	467	7	14
	INDIA	830 702	500 193	815 119	485 077
	INDONESIA	0	0	800	1 128
	SOUTH AFRICA	747 360	965 580	708 090	881 187
	AUSTRALIA	1 787	17 569	18 273	44 054
	UNITED STATES	2 255	24 960	10 260	80 275

http://www.bps.go.id

HS / SITC	COMMODITY DESCRIPTION / COUNTRY OF ORIGIN	JANUARY - DECEMBER 2015		JANUARY - DECEMBER 2016	
		NET WEIGHT (KG)	CIF VALUE (US$)	NET WEIGHT (KG)	CIF VALUE (US$)
	UNITED KINGDOM	2 389	15 419	1 976	15 603
	NETHERLANDS	5 846	14 730	2 332	6 058
	GERMANY, FED. REP. OF	433 664	1 110 755	399 881	1 059 224
	BELGIUM	0	0	3	31
	ITALY	25 850	59 140	62 357	183 842
	POLAND	511	1 828	534	12 939
	SUB TOTAL	**8 079 845**	**14 066 174**	**8 632 774**	**15 122 391 ***
3824300000	**NON-AGGLOMERATED METAL CARBIDES MIXEDTOGETHER WITH METALLIC BINDERS**				
59899	JAPAN	62 976	776 690	53 690	877 541
	HONG KONG	0	0	4	34
	KOREA, REPUBLIC OF	1 152	183 450	2 064	151 884
	CHINA	1 394	14 467	801	3 477
	THAILAND	200 688	1 942 113	196 046	1 995 781
	SINGAPORE	247	17 858	252	12 180
	MALAYSIA	437	11 489	441	33 274
	INDIA	14 338	16 039	2 775	7 790
	EGYPT	0	0	31	1 088
	AUSTRALIA	0	0	968	16 547
	UNITED STATES	11	1 574	0	0
	NETHERLANDS	0	0	1	294
	GERMANY, FED. REP. OF	704	52 948	606	30 278
	SWITZERLAND	25	488	0	0
	SUB TOTAL	**281 972**	**3 017 116**	**257 679**	**3 130 168 ***
3824400000	**PREPARED ADDITIVES FOR CEMENTS, MORTARSOR CONCRETES**				
59897	JAPAN	890 175	737 662	250 245	252 831
	HONG KONG	23 069	42 582	120	730
	KOREA, REPUBLIC OF	1 583 706	1 889 602	2 547 781	2 513 064
	TAIWAN	612 771	508 035	472 666	278 871
	CHINA	21 006 434	23 169 154	24 301 018	23 774 290
	THAILAND	838 186	1 100 674	258 063	2 884 275
	SINGAPORE	1 290 370	5 894 378	870 046	3 340 654
	PHILIPPINES	17 360	9 965	13 800	24 023
	MALAYSIA	1 938 177	1 350 248	351 253	473 761
	VIET NAM	0	0	30 524	27 896
	INDIA	975 304	813 040	513 128	388 649
	BANGLADESH	105	183	103	178
	SAUDI ARABIA	0	0	5 000	2 000
	UNITED ARAB EMIRATES	1 602	5 474	17 977	47 856
	EGYPT	30 000	71 688	0	0
	AUSTRALIA	149 571	323 940	1 397 639	1 284 068
	UNITED STATES	785 043	3 306 489	887 050	3 333 331
	BRAZIL	6 916	68 981	0	0
	UNITED KINGDOM	26 639	372 249	17 923	110 188
	NETHERLANDS	29 287	128 452	2 385	12 626
	FRANCE	1 028 471	7 522 512	939 056	5 987 467
	GERMANY, FED. REP. OF	1 131 113	4 187 379	704 432	2 819 702
	BELGIUM	0	0	7	261
	SWITZERLAND	18 450	71 905	52 042	100 149
	DENMARK	6 012	33 451	28 936	11 030
	NORWAY	2 459	16 600	89 029	585 267
	SWEDEN	433 250	212 562	89 625	87 945
	ITALY	100 827	447 682	146 802	387 628
	SPAIN	85 963	4 414 767	9 786	63 766
	GREECE	1 814	37 164	321	3 782
	SUB TOTAL	**33 013 074**	**56 736 818**	**33 996 757**	**48 796 288 ***
3824500000	**NON-REFRACTORY MORTARS & CONCRETES**				
59898	JAPAN	161 038	131 232	555 164	310 308
	KOREA, REPUBLIC OF	20 871	1 760	920	1 933
	CHINA	498 382	572 873	205 671	97 104
	THAILAND	700	155	84	203
	SINGAPORE	13 816	12 849	28 542	36 381
	MALAYSIA	125 158	136 108	177 675	42 698
	VIET NAM	34 560	9 677	0	0
	INDIA	0	0	200	1 038
	AUSTRALIA	757	5 347	0	0
	UNITED STATES	18 143	30 397	5 000	4 600
	UNITED KINGDOM	200	270	4 653	5 304

http://www.bps.go.id

HS / SITC	COMMODITY DESCRIPTION / COUNTRY OF ORIGIN	JANUARY - DECEMBER 2015		JANUARY - DECEMBER 2016	
		NET WEIGHT (KG)	CIF VALUE (US$)	NET WEIGHT (KG)	CIF VALUE (US$)
	FRANCE	0	0	9	142
	GERMANY, FED. REP. OF	3 290	18 400	34 696	46 711
	BELGIUM	19 200	30 282	18 226	25 644
	SWITZERLAND	26	409	119	3 850
	DENMARK	150 000	118 737	105 992	88 463
	ITALY	695	16 929	29 443	20 061
	SPAIN	0	0	366	533
	POLAND	0	0	18	33
	SUB TOTAL	**1 046 836**	**1 085 425**	**1 166 778**	**685 006 ***
3824600000	**SORBITOL OTH THAN THAT OFSUBHEADING 2905.44**				
59899	JAPAN	462	1 824	1 454	6 152
	KOREA, REPUBLIC OF	15 025	25 569	5	14
	TAIWAN	500	6 450	100	3 000
	CHINA	3 914 878	2 068 939	5 841 080	2 699 699
	THAILAND	1 613	6 687	0	0
	MALAYSIA	0	0	97 740	48 289
	INDONESIA	391 030	217 956	116 880	85 298
	UNITED STATES	56 160	32 292	0	0
	PERU	0	0	55 350	35 319
	UNITED KINGDOM	0	0	7 638	9 795
	NETHERLANDS	17 925	28 232	0	0
	FRANCE	1 449 500	1 208 545	1 430 975	1 277 237
	GERMANY, FED. REP. OF	275	2 200	3	3
	SUB TOTAL	**5 847 368**	**3 598 694**	**7 551 225**	**4 164 806 ***
3824711000	**MIX CONT HALOGENATED, DRV METHANE,ETHANE CONT CFCS, PFCS, HFCS**				
59899	CHINA	0	0	10	20
	SINGAPORE	140	8 000	185	1 269
	UNITED ARAB EMIRATES	161	4 256	0	0
	SUB TOTAL	**301**	**12 256**	**195**	**1 289 ***
3824719000	**OTH MIX CONT HALOGENATED, DRV METHANE, ETHANE CONT CFCS, PFCS, HFCS**				
59899	JAPAN	97	2 004	3 396	23 634
	HONG KONG	30	464	1	19
	KOREA, REPUBLIC OF	0	0	48 898	27 501
	TAIWAN	300	750	265	790
	CHINA	1 301	3 573	18 572	68 635
	THAILAND	214	3 479	195	8 717
	SINGAPORE	11 779	197 243	4 697	120 236
	MALAYSIA	0	0	120 019	130 358
	AUSTRALIA	0	0	1	40
	UNITED STATES	1 071	43 477	2 846	55 979
	NETHERLANDS	14	334	0	0
	GERMANY, FED. REP. OF	41	293	1 421	47 165
	ITALY	1 162	23 535	0	0
	SUB TOTAL	**16 009**	**275 152**	**200 311**	**483 074 ***
3824720000	**MIX CONT HALOGENATED, DRV METHANE,ETHANE CONT BROMOCHLORODI(TRI)FLUOROMETHANE**				
59899	INDONESIA	1 400	792 000	0	0
	UNITED KINGDOM	73	5 734	0	0
	SUB TOTAL	**1 473**	**797 734**	**0**	**0 ***
3824730000	**MIX CONT HALOGENATED, DRV METHANE,ETHANE CONTAINING HBFCS**				
59899	JAPAN	2 387	135 520	1 258	123 715
	CHINA	1 000	6 377	1 000	6 178
	SINGAPORE	10 608	1 111 038	2 402	45 619
	MALAYSIA	172	1 824	1 823	10 769
	INDIA	171	7 128	0	0
	INDONESIA	0	0	3 717	177 760
	SWAZILAND	25	488	0	0
	UNITED STATES	10 095	93 592	1 039	6 569
	ECUADOR	3 510	41 987	0	0
	UNITED KINGDOM	8	68	0	0
	GERMANY, FED. REP. OF	837	464 004	543	346 632
	AUSTRIA	1	6	0	0
	SWITZERLAND	50	976	0	0
	SUB TOTAL	**28 864**	**1 863 008**	**11 782**	**717 242 ***

http://www.bps.go.id

HS / SITC	COMMODITY DESCRIPTION / COUNTRY OF ORIGIN	JANUARY - DECEMBER 2015		JANUARY - DECEMBER 2016	
		NET WEIGHT (KG)	CIF VALUE (US$)	NET WEIGHT (KG)	CIF VALUE (US$)
3824741000	**MIX CONT HALOGEN,DRV METHANE,ETHANE CONT HBFCS<70% PETRO OIL/BITUMINOUS MINERAL**				
59899	CHINA	17 000	53 550	30 000	93 000
	THAILAND	7 382	18 648	0	0
	SUB TOTAL	**24 382**	**72 198**	**30 000**	**93 000 ***
3824749000	**OTH MIX CONT HALOGEN,DRV METHANE,ETHANECONT HBFCS<70% PETRO OIL/BITUMINOUS MIN**				
59899	JAPAN	19 198	93 765	22 159	115 259
	KOREA, REPUBLIC OF	540 208	1 972 539	231 722	831 915
	TAIWAN	282	47 673	457	77 504
	CHINA	16 696	65 923	23 164	55 313
	SINGAPORE	3 478	10 461	2 911	9 464
	MALAYSIA	0	0	100	1 250
	VIET NAM	208 000	805 200	116 000	435 240
	INDIA	0	0	363	1 591
	AUSTRALIA	249	7 119	0	0
	UNITED STATES	47 424	352 997	8 320	58 240
	FRANCE	1 000	10 379	0	0
	GERMANY, FED. REP. OF	14 430	206 230	325	15 464
	SUB TOTAL	**850 965**	**3 572 286**	**405 521**	**1 601 240 ***
3824750000	**MIX CONT HALOGENATED, DRV METHANE,ETHANECONTAINING CARBON TETRACHLORIDE**				
59899	JAPAN	18	42 126	8	20 582
	CHINA	0	0	245	1 791
	UNITED STATES	30	737	55	1 267
	SUB TOTAL	**48**	**42 863**	**308**	**23 640 ***
3824760000	**MIX CONT HALOGENATED,DRV METHANE,ETHANECONT 1,1,1-3-CHLOROETHAN(METHYL CHLRFM)**				
59899	CHINA	0	0	21 000	29 505
	SINGAPORE	2 856	12 693	1 068	4 981
	SUB TOTAL	**2 856**	**12 693**	**22 068**	**34 486 ***
3824770000	**MIX CONT HALOGENATED, DRV METHANE,ETHANECONT BROMOMETHANE / BROMOCHLOROMETHANE**				
59899	GERMANY, FED. REP. OF	1	120	0	0
	SUB TOTAL	**1**	**120**	**0**	**0 ***
3824780000	**MIX CONT HALOGENATED, DRV METHANE,ETHANECONT PFCS OR HFCS BUT NOT CFCS OR HCFC**				
59899	JAPAN	0	0	910	84 830
	HONG KONG	0	0	400	3 380
	KOREA, REPUBLIC OF	240	2 520	1 460	21 458
	TAIWAN	77	4 500	117	1 668
	CHINA	571 460	1 371 295	863 195	1 440 140
	THAILAND	7 627	43 475	480	6 744
	SINGAPORE	37 695	33 618	153 839	66 609
	MALAYSIA	21 780	28 665	0	0
	UNITED STATES	175 052	1 045 763	137 835	824 373
	NETHERLANDS	62 108	370 374	517 024	2 906 874
	FRANCE	0	0	480	5 592
	GERMANY, FED. REP. OF	204	135 886	0	0
	SUB TOTAL	**876 243**	**3 036 096**	**1 675 740**	**5 361 668 ***
3824790000	**OTHER MIX CONT HALOGENATED, DRV METHANE,ETHANE**				
59899	JAPAN	128 129	2 251 633	408 218	3 553 875
	HONG KONG	38 702	109 826	0	0
	KOREA, REPUBLIC OF	32 174	29 990	51 855	157 545
	TAIWAN	106 750	392 438	7 311	65 335
	CHINA	198 554	129 345	115 524	213 229
	THAILAND	35 990	197 324	65 582	426 402
	SINGAPORE	1 240 322	3 177 442	1 174 261	2 508 312
	MALAYSIA	13 823	19 178	71 621	146 324
	INDIA	65 265	194 201	64 075	162 134
	AUSTRALIA	594 485	1 786 208	373 468	934 453
	UNITED STATES	83 810	408 128	70 971	420 684
	UNITED KINGDOM	225	1 608	6 200	182 234
	NETHERLANDS	452 412	1 284 473	350 155	1 045 811
	FRANCE	54 685	305 785	61 438	291 510
	GERMANY, FED. REP. OF	422 017	3 465 705	474 595	4 194 086
	AUSTRIA	663	13 942	0	0

http://www.bps.go.id

HS / SITC	COMMODITY DESCRIPTION / COUNTRY OF ORIGIN	JANUARY - DECEMBER 2015		JANUARY - DECEMBER 2016	
		NET WEIGHT (KG)	CIF VALUE (US$)	NET WEIGHT (KG)	CIF VALUE (US$)
	SWITZERLAND	2 136	242 532	8 388	860 341
	SWEDEN	704	2 577	0	0
	ITALY	224 206	114 574	138 664	44 739
	SPAIN	253	15 030	3 072	28 398
	SUB TOTAL	**3 695 305**	**14 141 939**	**3 445 398**	**15 235 412 ***
3824810000	**MIX & PREPARATION CONTAINING OXIRANE(ETHYLENE OXIDE)**				
59899	JAPAN	128	7 447	0	0
	SINGAPORE	587 375	1 143 334	513 297	1 345 332
	INDIA	16 800	32 760	8 580	16 562
	UNITED STATES	207 812	1 019 859	84 518	283 815
	GERMANY, FED. REP. OF	16 008	50 577	8 000	21 600
	SUB TOTAL	**828 123**	**2 253 977**	**614 395**	**1 667 309 ***
3824820000	**MIX & PREPARATION CONTAINING PBBS, PCBS, PCTS**				
59899	JAPAN	919	15 276	3 166	46 698
	KOREA, REPUBLIC OF	3 000	50 027	2 000	32 200
	TAIWAN	37	940	0	0
	CHINA	5 085	24 565	0	0
	SINGAPORE	5 697	1 421 700	1 605	463 205
	UNITED STATES	3 520	23 760	0	0
	UNITED KINGDOM	22 000	83 900	10 000	34 200
	ITALY	10 000	38 000	10 000	34 200
	SUB TOTAL	**50 258**	**1 658 168**	**26 771**	**610 503 ***
3824830000	**MIXTURES & PREPARATION CONTAINING TRIS(2,3-DIBROMOPROPYL) PHOSPHAT**				
59899	JAPAN	905	8 210	504	6 026
	HONG KONG	0	0	91	840
	CHINA	55 170	73 100	48 000	66 480
	SINGAPORE	1	28	0	0
	INDIA	0	0	3 500	1 595
	GERMANY, FED. REP. OF	301	4 268	0	0
	SPAIN	19 140	36 709	30 360	48 637
	SUB TOTAL	**75 517**	**122 315**	**82 455**	**123 578 ***
3824901000	**INK REMOVERS,STENCIL CORRECTORS & OTH,CORRECTOR FLUIDS IN PACKAGE**				
59899	JAPAN	204 227	1 471 437	215 765	1 876 558
	HONG KONG	128	3 608	1 152	2 536
	KOREA, REPUBLIC OF	188 109	489 101	337 206	820 837
	TAIWAN	70 307	441 332	162 903	742 979
	CHINA	1 436 412	2 360 334	1 228 406	2 559 094
	THAILAND	9 413	24 761	6 158	20 226
	SINGAPORE	299 924	1 064 282	280 680	830 973
	MALAYSIA	30 587	69 023	108 296	182 618
	VIET NAM	34 970	579 189	38 869	637 787
	INDIA	0	0	75	340
	SWAZILAND	0	0	25	488
	AUSTRALIA	232	1 189	173	501
	NEW ZEALAND	0	0	4 800	5 556
	UNITED STATES	118 178	503 436	120 265	368 573
	CANADA	2 819	2 106	34	444
	MEXICO	1	4	0	0
	ECUADOR	1 755	21 869	0	0
	UNITED KINGDOM	8 614	29 252	19 651	70 430
	NETHERLANDS	2 201	10 818	11 003	52 940
	FRANCE	1 477	35 154	4 230	42 590
	GERMANY, FED. REP. OF	78 064	312 869	269 602	1 684 360
	BELGIUM	26	184	1 511	51 771
	SWITZERLAND	0	0	25	488
	NORWAY	0	0	163	664
	SWEDEN	5	2 748	2	474
	IRELAND	0	0	28	492
	ITALY	932	4 916	8 298	80 376
	SPAIN	15 366	30 282	2	15
	HUNGARY	16 040	69 112	29 400	115 635
	SUB TOTAL	**2 519 787**	**7 527 006**	**2 848 722**	**10 149 745 ***

http://www.bps.go.id

HS / SITC	COMMODITY DESCRIPTION / COUNTRY OF ORIGIN	JANUARY - DECEMBER 2015		JANUARY - DECEMBER 2016	
		NET WEIGHT (KG)	CIF VALUE (US$)	NET WEIGHT (KG)	CIF VALUE (US$)
3824903000	**COPYING PASTES WITH A BASIS OF GELATINPRESENTED IN BULK/READY TO USE**				
59899	JAPAN	249 865	2 084 019	262 493	3 545 503
	HONG KONG	1 195	15 479	0	0
	KOREA, REPUBLIC OF	168 877	508 671	185 647	485 402
	TAIWAN	152 557	552 912	196 133	581 972
	CHINA	88 792	243 348	262 908	297 885
	THAILAND	21 145	199 471	25 222	228 510
	SINGAPORE	3 022	20 148	12 396	36 464
	MALAYSIA	38	492	12 000	29 250
	VIET NAM	100	501	0	0
	INDIA	11	22	0	0
	INDONESIA	0	0	600	25 799
	AUSTRALIA	159	25 793	0	0
	UNITED STATES	108	4 658	8 196	25 242
	CANADA	1	868	0	0
	BRAZIL	620	7 351	0	0
	UNITED KINGDOM	7 802	39 408	11 400	60 404
	NETHERLANDS	28 220	71 881	950	4 598
	GERMANY, FED. REP. OF	728	25 248	10 274	41 997
	AUSTRIA	80	704	0	0
	ITALY	2	5 754	2 544	10 500
	SPAIN	0	0	625	5 388
	SUB TOTAL	**723 322**	**3 806 728**	**991 388**	**5 378 914 ***
3824904000	**COMPOSITE INORGANIC SOLVENTS**				
59899	JAPAN	500 937	2 536 201	744 298	3 706 581
	HONG KONG	0	0	1 661	1 859
	KOREA, REPUBLIC OF	144 967	316 266	174 702	340 851
	TAIWAN	8 542	20 917	11 190	47 112
	CHINA	730 435	2 151 065	1 348 093	3 172 289
	THAILAND	93 988	449 031	84 630	362 780
	SINGAPORE	703 963	2 032 054	755 476	2 827 107
	PHILIPPINES	215	424	421	1 955
	MALAYSIA	119 957	348 485	79 847	255 135
	INDIA	838 609	1 061 729	268 315	375 604
	INDONESIA	75	948	0	0
	ISRAEL	146 680	53 328	0	0
	TURKEY	500	2 883	2 760	10 392
	UNITED ARAB EMIRATES	16 320	49 186	32 100	74 434
	AUSTRALIA	527 734	1 822 527	408 648	1 618 921
	UNITED STATES	1 911 556	5 847 728	1 144 849	4 188 503
	CANADA	640	1 645	88	1 853
	MEXICO	40 000	189 655	32 175	150 850
	BRAZIL	17 561	78 982	0	0
	UNITED KINGDOM	95 470	622 244	38 119	496 771
	NETHERLANDS	737 088	349 296	39 931	127 316
	FRANCE	38 838	393 022	33 173	452 904
	GERMANY, FED. REP. OF	324 381	1 157 542	236 508	814 003
	AUSTRIA	44	1 061	0	0
	BELGIUM	38 796	156 766	4	77
	SWITZERLAND	16 026	39 213	0	0
	DENMARK	0	0	860	5 317
	NORWAY	32 797	104 844	135 151	480 179
	SWEDEN	0	0	7 040	37 120
	IRELAND	5	61	0	0
	ITALY	56 202	315 077	98 825	504 792
	SPAIN	11 166	25 100	9 378	21 767
	KYRGYZSTAN	0	0	4 469	5 182
	SLOVENIA	2 200	20 726	46 700	312 047
	SUB TOTAL	**7 155 692**	**20 148 006**	**5 739 411**	**20 393 701 ***
3824905000	**ACETONE OIL**				
59899	JAPAN	0	0	545	13 695
	HONG KONG	12	1 093	12	891
	KOREA, REPUBLIC OF	0	0	100	403
	TAIWAN	11 142	87 366	14 469	115 379
	CHINA	644	5 396	15 804	36 295
	SINGAPORE	11 370	115 229	11 466	125 853
	MALAYSIA	0	0	1	1
	AUSTRALIA	0	0	2	75
	UNITED STATES	7 231	64 088	9 639	80 221

http://www.bps.go.id

HS / SITC	COMMODITY DESCRIPTION / COUNTRY OF ORIGIN	JANUARY - DECEMBER 2015		JANUARY - DECEMBER 2016	
		NET WEIGHT (KG)	CIF VALUE (US$)	NET WEIGHT (KG)	CIF VALUE (US$)
	BRAZIL	5 850	27 788	11 700	52 650
	FRANCE	0	0	20	255
	GERMANY, FED. REP. OF	16 060	124 699	20 945	183 216
	SWITZERLAND	4	62	0	0
	ITALY	5 104	36 508	235	11 574
	SUB TOTAL	**57 417**	**462 229**	**84 938**	**620 508 ***
3824906000	**PREPARATIONS/MIXTURES CONT MONOSODIUMGLUTAMATE**				
59899	JAPAN	193 173	1 074 283	199 212	1 101 097
	KOREA, REPUBLIC OF	88 745	173 440	316 311	722 886
	TAIWAN	2 000	15 622	8 985	26 896
	CHINA	163 929	147 317	82 999	262 580
	THAILAND	288 999	378 850	366 000	478 200
	SINGAPORE	95 471	298 333	25 479	109 193
	MALAYSIA	72 980	243 598	152 277	455 349
	INDONESIA	0	0	3	8
	AUSTRALIA	32 132	101 843	31 750	86 849
	UNITED STATES	7 766	49 304	43 549	116 069
	UNITED KINGDOM	9	678	2 031	2 131
	NETHERLANDS	700	6 282	0	0
	FRANCE	14 400	86 400	83 200	291 201
	GERMANY, FED. REP. OF	29 715	126 747	33 489	206 581
	BELGIUM	1 710	11 981	0	0
	SWITZERLAND	124 620	932 333	134 760	1 003 166
	DENMARK	7 560	90 720	6 480	77 760
	ITALY	116 092	209 692	77 604	153 854
	SPAIN	0	0	389	3 007
	POLAND	500	1 710	0	0
	SUB TOTAL	**1 240 501**	**3 949 133**	**1 564 518**	**5 096 827 ***
3824907000	**MIXTURES OF CHEMICAL, OF A KIND USED INMANUFACTURED OF FOODSTUFF**				
59899	JAPAN	7 322	135 281	9 569	102 249
	HONG KONG	8 454	41 820	620	19 805
	KOREA, REPUBLIC OF	263 548	747 704	1 003 008	2 770 674
	TAIWAN	2 000	34 000	311	3 208
	CHINA	1 785 508	7 595 692	2 734 315	9 246 441
	THAILAND	1 677 865	8 324 720	1 889 845	7 757 722
	SINGAPORE	683 292	1 615 474	1 057 561	3 232 416
	PHILIPPINES	78	1 032	0	0
	MALAYSIA	4 060 417	10 029 253	4 240 317	10 110 763
	VIET NAM	2 500	3 824	0	0
	INDIA	5 090	18 190	334 514	1 512 665
	INDONESIA	11 000	28 621	0	0
	TURKEY	63 030	61 526	15	1 167
	AUSTRALIA	292 238	1 407 941	724 292	1 537 360
	NEW ZEALAND	480	9 760	0	0
	UNITED STATES	389 267	2 696 812	665 692	4 608 515
	MEXICO	727	1 469	1 021	8 633
	BRAZIL	3 380	50 959	2 625	40 570
	COLOMBIA	18 000	80 172	0	0
	UNITED KINGDOM	1 787	91 114	30 619	131 930
	NETHERLANDS	207 276	764 722	39 806	153 111
	FRANCE	707	22 413	22 349	703 078
	GERMANY, FED. REP. OF	119 947	298 084	1 173 366	2 590 917
	AUSTRIA	60 025	33 745	60 000	32 712
	BELGIUM	38 102	141 495	47 700	137 422
	SWITZERLAND	210	1 720	176	2 838
	DENMARK	335 819	1 308 494	458 838	1 526 627
	IRELAND	59 560	169 655	25 360	95 103
	ITALY	538 333	2 219 989	315 772	969 376
	SPAIN	184 657	720 027	280 373	1 071 132
	SUB TOTAL	**10 820 619**	**38 655 708**	**15 118 064**	**48 366 434 ***
3824909100	**NAPHTHENIC ACIDS, THEIR WATER INSOLUBLESALTS AND THEIR ESTERS**				
59899	JAPAN	470 652	2 539 507	174 262	1 324 554
	HONG KONG	5	58	768	12 672
	KOREA, REPUBLIC OF	1 137 640	2 718 903	1 274 407	3 289 083
	TAIWAN	99 981	366 566	10 617	56 623
	CHINA	3 306 363	1 832 950	7 664 928	3 387 760
	THAILAND	662 832	2 461 018	744 789	2 682 286

http://www.bps.go.id

HS / SITC	COMMODITY DESCRIPTION / COUNTRY OF ORIGIN	JANUARY - DECEMBER 2015		JANUARY - DECEMBER 2016	
		NET WEIGHT (KG)	CIF VALUE (US$)	NET WEIGHT (KG)	CIF VALUE (US$)
	SINGAPORE	92 781	419 193	112 167	508 466
	PHILIPPINES	1 095	13 065	756	9 799
	MALAYSIA	466 316	1 325 763	826 064	1 778 578
	VIET NAM	53 390	186 384	27 608	14 116
	INDIA	103 321	188 625	225 461	427 487
	PAKISTAN	20 000	46 200	18 000	40 500
	INDONESIA	8 000	26 224	16 005	52 648
	TURKEY	432 000	245 381	1 176 000	662 676
	UNITED ARAB EMIRATES	0	0	840	8 275
	SOUTH AFRICA	0	0	500	4 450
	AUSTRALIA	8 210	44 729	206 939	588 064
	UNITED STATES	920 185	3 886 328	419 651	2 227 374
	CANADA	0	0	1	35
	MEXICO	0	0	35 576	203 885
	CHILE	0	0	138	2 951
	BRAZIL	198	1 377	286	4 021
	UNITED KINGDOM	28 093	257 878	22 375	254 578
	NETHERLANDS	112 204	599 232	82 481	489 452
	FRANCE	18 954	743 326	20 989	892 160
	GERMANY, FED. REP. OF	534 074	2 758 088	574 122	3 411 185
	AUSTRIA	0	0	15	403
	BELGIUM	10 379	30 202	33 047	152 183
	SWITZERLAND	2 911	60 506	1 079	112 197
	DENMARK	0	0	25	284
	SWEDEN	3	90	0	0
	FINLAND	105	4 808	128	5 319
	IRELAND	18	441	2	42
	ITALY	74 003	339 152	49 666	129 548
	SPAIN	104 611	430 343	110 376	444 805
	KYRGYZSTAN	144	1 843	0	0
	LATVIA	0	0	60	686
	SUB TOTAL	**8 668 468**	**21 528 180**	**13 830 128**	**23 179 145 ***
3824909900	**OTH PRODS & PREPARATIONS CONT CFC-11,12,115, AND HALON**				
59899	JAPAN	10 621 363	24 353 269	2 606 960	30 304 969
	HONG KONG	16 728	63 724	99 150	444 474
	KOREA, REPUBLIC OF	644 536	1 837 640	734 311	1 714 828
	TAIWAN	879 923	1 553 277	700 349	1 306 781
	CHINA	3 006 494	9 205 672	6 121 198	11 313 769
	THAILAND	1 893 641	4 084 657	1 933 561	4 064 808
	SINGAPORE	8 593 470	17 330 472	15 262 425	30 715 265
	PHILIPPINES	0	0	56	491
	MALAYSIA	804 472	1 429 385	812 272	1 239 716
	BRUNEI DARUSSALAM	0	0	2	103
	VIET NAM	0	0	12 250	46 925
	INDIA	157 790	668 921	114 358	350 931
	INDONESIA	9 600	19 261	8 164	5 500
	SAUDI ARABIA	0	0	7	123
	UNITED ARAB EMIRATES	0	0	2 732	16 984
	SOUTH AFRICA	5 840	46 136	9 680	76 384
	AUSTRALIA	2 017 787	5 766 586	3 092 125	8 297 583
	UNITED STATES	695 410	3 110 363	718 490	3 670 595
	CANADA	2 684	680 919	1 308	410 478
	MEXICO	0	0	26	262
	ARGENTINA	0	0	24	460
	UNITED KINGDOM	90 743	761 296	49 400	712 258
	NETHERLANDS	294 682	967 852	235 265	657 371
	FRANCE	14 068	312 831	19 765	321 529
	GERMANY, FED. REP. OF	646 826	2 704 950	696 210	2 909 706
	AUSTRIA	200	4 588	0	0
	BELGIUM	14 439	157 669	4 002	35 899
	SWITZERLAND	6 052	750 379	5 935	472 413
	DENMARK	52	503	9	4 281
	NORWAY	0	0	1	34
	SWEDEN	2 182	25 471	5 644	75 443
	IRELAND	8	163	0	0
	ITALY	116 772	926 283	149 366	1 159 488
	SPAIN	268	15 615	13 034	34 767
	POLAND	0	0	50	1 045
	RUSSIA FEDERATION	0	0	17 600	23 936
	SUB TOTAL	**30 536 030**	**76 777 882**	**33 425 729**	**100 389 599 ***

http://www.bps.go.id

HS / SITC	COMMODITY DESCRIPTION / COUNTRY OF ORIGIN	JANUARY - DECEMBER 2015		JANUARY - DECEMBER 2016	
		NET WEIGHT (KG)	CIF VALUE (US$)	NET WEIGHT (KG)	CIF VALUE (US$)
3825301000	**CLINICAL WASTE**				
59920	HONG KONG	2	14	0	0
	KOREA, REPUBLIC OF	2	25	12	100
	SINGAPORE	0	0	10	260
	UNITED STATES	0	0	12	666
	SUB TOTAL	**4**	**39**	**34**	**1 026 ***
3825309000	**CLINICAL WASTE**				
59920	JAPAN	5	188	11	1 286
	CHINA	0	0	1	8
	SINGAPORE	81	2 290	1	187
	UNITED STATES	0	0	56	7 011
	ITALY	200	1 257	0	0
	SUB TOTAL	**286**	**3 735**	**69**	**8 492 ***
3825690000	**OTH WASTE FROM CHEMICAL/ALLIED INDUSTOTH THAN CONT.ORGANIC CONSTITUENT**				
59990	CHINA	51	597	0	0
	SUB TOTAL	**51**	**597**	**0**	**0 ***
3825900000	**OTH RESIDUAL PRODS OF THE CHEMICAL/ALLIED INDUSTRY**				
59990	JAPAN	0	0	1	190
	UNITED KINGDOM	0	0	8	1 482
	SUB TOTAL	**0**	**0**	**9**	**1 672 ***
3826001000	**COCONUT METHYL ESTER (CME)**				
59899	HONG KONG	53	611	0	0
	UNITED STATES	203	1 595	0	0
	BELGIUM	1	7	0	0
	SUB TOTAL	**257**	**2 213**	**0**	**0 ***
3826009010	**FATTY ACID METHYL ESTER (FAME)**				
59899	SWEDEN	0	0	6	2 027
	SUB TOTAL	**0**	**0**	**6**	**2 027 ***
3826009090	**OTH COCONUT METHYL ESTER AND FATTY ACIDMETHYL ESTER**				
59899	JAPAN	0	0	17	263
	KOREA, REPUBLIC OF	39	512	0	0
	CHINA	0	0	346	3 322
	SINGAPORE	1	306	0	0
	MALAYSIA	0	0	354	3 452
	UNITED STATES	5	126	1	114
	UNITED KINGDOM	14	2 236	0	0
	SUB TOTAL	**59**	**3 180**	**718**	**7 151 ***
3901101200	**LINIER LOW DENSITY POLYETHYLENE IN THEFORM OF LIQUIDS OR PASTES**				
57111	JAPAN	140 038	230 921	209 029	294 601
	KOREA, REPUBLIC OF	267 469	372 050	140 700	179 375
	TAIWAN	51 100	65 499	0	0
	CHINA	289 200	525 979	52 059	89 476
	THAILAND	50 000	68 943	1 018	2 951
	SINGAPORE	320 200	447 186	819 276	1 051 132
	PHILIPPINES	0	0	17 000	20 400
	MALAYSIA	43 352	89 651	177 095	238 150
	VIET NAM	584	877	0	0
	INDIA	49 500	71 899	0	0
	SAUDI ARABIA	1 089 000	1 348 386	1 732 500	2 038 440
	UNITED ARAB EMIRATES	297 000	336 554	148 700	175 462
	UNITED STATES	148 500	176 715	0	0
	CANADA	0	0	50 000	53 000
	UNITED KINGDOM	0	0	23	1 488
	NETHERLANDS	8	338	0	0
	BELGIUM	0	0	28	269
	SWITZERLAND	0	0	21 000	38 850
	SPAIN	49 500	33 544	2 250	2 052
	SUB TOTAL	**2 795 451**	**3 768 542**	**3 370 678**	**4 185 646 ***

http://www.bps.go.id

HS / SITC	COMMODITY DESCRIPTION / COUNTRY OF ORIGIN	JANUARY - DECEMBER 2015		JANUARY - DECEMBER 2016	
		NET WEIGHT (KG)	CIF VALUE (US$)	NET WEIGHT (KG)	CIF VALUE (US$)
3901101900	**OTH LINIER LOW DENSITY POLYETHYLENE INTHE FORM OF LIQUIDS OR PASTES**				
57111	JAPAN	270 070	3 696 039	421 169	3 171 012
	HONG KONG	100 615	224 790	12 704	30 380
	KOREA, REPUBLIC OF	4 342 994	9 002 312	1 800 434	3 792 145
	TAIWAN	235 296	389 085	562 423	756 944
	CHINA	621 785	1 236 285	1 134 309	2 125 367
	THAILAND	418 397	694 128	862 645	1 383 164
	SINGAPORE	4 535 808	7 492 791	4 339 819	6 859 732
	MALAYSIA	226 000	335 223	202 547	468 631
	VIET NAM	112	412	0	0
	INDIA	0	0	47	80
	SAUDI ARABIA	8 549 682	10 934 881	10 326 547	12 144 813
	KUWAIT	1 213 250	1 508 266	1 237 500	1 420 155
	UNITED ARAB EMIRATES	176 914	247 577	165 150	201 828
	QATAR	195 000	230 090	0	0
	AUSTRALIA	3 257	24 306	115	478
	UNITED STATES	749 309	1 769 763	1 062 669	2 024 851
	CANADA	129	4 277	0	0
	CUBA	0	0	100	440
	BRAZIL	0	0	180	1 417
	UNITED KINGDOM	1	2	11 015	39 207
	NETHERLANDS	99 000	179 778	35 750	73 142
	FRANCE	14 195	315 164	69 740	175 502
	GERMANY, FED. REP. OF	60 574	133 081	240 098	496 707
	AUSTRIA	1 375	6 188	1 375	4 675
	BELGIUM	0	0	20 600	48 525
	SWITZERLAND	50 700	271 732	27 200	106 598
	SWEDEN	6 375	18 410	18 434	49 548
	SUB TOTAL	**21 870 838**	**38 714 580**	**22 552 570**	**35 375 341 ***
3901109200	**POLYETHYLENE HAVING A SPECIFIC GRAVITY <0.94 IN OTH FORM**				
57111	JAPAN	2 649 879	4 489 672	4 010 792	6 569 065
	HONG KONG	51 679	80 555	114 905	179 968
	KOREA, REPUBLIC OF	5 779 916	7 877 620	4 770 059	6 770 478
	TAIWAN	1 047 927	1 379 779	661 674	831 370
	CHINA	497 392	937 067	317 298	500 954
	THAILAND	45 126 217	61 899 226	58 314 783	74 330 825
	SINGAPORE	25 785 264	35 069 532	21 347 474	26 751 531
	PHILIPPINES	6 585 769	8 026 831	6 858 650	8 012 138
	MALAYSIA	47 228 513	60 195 734	51 133 344	60 108 733
	VIET NAM	18 000	44 100	29 797	111 461
	INDIA	14 500	98 250	5 500	37 150
	SAUDI ARABIA	56 945 247	71 858 963	67 043 409	78 271 657
	KUWAIT	31 057 272	31 917 680	22 313 505	24 442 925
	UNITED ARAB EMIRATES	4 865 226	6 474 603	1 810 132	2 093 494
	QATAR	6 489 135	6 826 162	4 106 020	4 304 486
	SOUTH AFRICA	0	0	297 000	306 900
	UNITED STATES	2 618 850	3 668 219	1 018 489	1 255 103
	CANADA	3 061 164	3 623 143	5 069 064	5 704 822
	UNITED KINGDOM	5 402	97 548	0	0
	NETHERLANDS	915 746	1 295 913	918 500	1 207 341
	GERMANY, FED. REP. OF	1 318 400	3 178 927	1 057 103	569 564
	AUSTRIA	0	0	12 000	48 000
	BELGIUM	0	0	42 960	177 622
	SWITZERLAND	400 000	341 700	250 260	203 634
	SWEDEN	0	0	88 183	146 094
	ITALY	41 723	984 725	24 150	74 159
	SPAIN	297 000	377 438	900 596	1 077 149
	UKRAINE	49 500	70 044	24 700	32 604
	SUB TOTAL	**242 849 721**	**310 813 431**	**252 540 347**	**304 119 227 ***
3901109910	**LOW DENSITY POLYETHYLENE**				
57111	JAPAN	8 182 522	11 970 374	9 966 048	14 630 582
	HONG KONG	312 936	236 788	1 525	6 235
	KOREA, REPUBLIC OF	13 035 670	19 655 092	13 921 473	19 849 532
	TAIWAN	497 621	781 559	678 158	1 457 152
	CHINA	1 545 179	2 881 013	718 296	1 255 787
	THAILAND	17 934 326	25 232 667	18 020 198	23 450 020
	SINGAPORE	60 716 490	79 865 128	60 786 662	75 853 398
	PHILIPPINES	0	0	221 000	258 570
	MALAYSIA	64 549 270	85 762 345	71 100 896	86 867 532

http://www.bps.go.id

HS / SITC	COMMODITY DESCRIPTION / COUNTRY OF ORIGIN	JANUARY - DECEMBER 2015		JANUARY - DECEMBER 2016	
		NET WEIGHT (KG)	CIF VALUE (US$)	NET WEIGHT (KG)	CIF VALUE (US$)
	VIET NAM	7 525	19 848	2 500	9 096
	INDIA	65 674	128 995	91 000	153 400
	SAUDI ARABIA	4 375 033	5 778 923	2 849 100	3 368 938
	KUWAIT	619 250	421 370	0	0
	UNITED ARAB EMIRATES	347 524	283 859	907 400	1 037 589
	QATAR	3 328 000	4 358 622	2 687 560	3 234 765
	SWAZILAND	1 000	3 600	0	0
	AUSTRALIA	30 000	45 000	75	538
	UNITED STATES	2 671 732	5 407 432	3 430 511	6 032 323
	CANADA	0	0	50 000	57 000
	BRAZIL	0	0	49 500	58 410
	NETHERLANDS	119	1 010	1 650	2 271
	FRANCE	0	0	3 175	9 136
	GERMANY, FED. REP. OF	3 785 347	5 935 792	6 235 056	9 483 960
	AUSTRIA	63 425	138 406	20 425	43 914
	BELGIUM	44 750	109 110	44 825	112 421
	SWITZERLAND	7 014	41 162	7 800	40 985
	SWEDEN	25 850	50 929	55 798	128 842
	FINLAND	0	0	2 561	4 206
	ITALY	175	964	1 485	9 165
	SPAIN	151 250	208 506	4 375	15 774
	RUSSIA FEDERATION	25 000	22 500	0	0
	SUB TOTAL	**182 322 682**	**249 340 994**	**191 859 052**	**247 431 541 ***
3901109990	**OTH LOW DENSITY POLYETHYLENE**				
57111	JAPAN	579 793	1 681 429	307 415	1 865 811
	HONG KONG	52 391	166 264	5 996	14 309
	KOREA, REPUBLIC OF	882 615	1 496 310	1 059 206	1 773 199
	TAIWAN	365 722	1 316 141	565 517	2 150 359
	CHINA	200 788	651 540	378 387	1 303 034
	THAILAND	268 998	410 123	156 887	188 455
	SINGAPORE	7 526 691	13 143 147	2 366 492	4 481 973
	PHILIPPINES	32 000	78 720	16 000	39 840
	MALAYSIA	1 469 304	2 021 706	1 321 104	1 435 092
	VIET NAM	350	1 341	6 400	15 100
	INDIA	403	16 430	560	1 330
	SAUDI ARABIA	677 875	924 811	1 104 306	1 257 161
	UNITED ARAB EMIRATES	692 250	1 085 803	99 000	118 005
	QATAR	1 496 999	1 845 093	3 994 500	4 710 251
	UNITED STATES	431 063	784 631	578 011	977 451
	CANADA	1 623	15 898	0	0
	UNITED KINGDOM	0	0	1 120	3 378
	GERMANY, FED. REP. OF	800	10 565	74 455	115 171
	BELGIUM	692 998	1 217 700	0	0
	SWITZERLAND	2 880	19 624	1 920	13 259
	SWEDEN	27 451	72 501	1 628	4 768
	FINLAND	124 864	366 954	0	0
	ITALY	450	2 697	0	0
	SPAIN	22 050	13 766	0	0
	SUB TOTAL	**15 550 358**	**27 343 194**	**12 038 904**	**20 467 946 ***
3901200000	**POLYETHYLENE HAVING A SPECIFIC GRAVITY0.94 OR MORE**				
57112	JAPAN	4 768 599	7 349 807	5 814 043	8 188 621
	HONG KONG	162 452	282 697	209 599	416 582
	KOREA, REPUBLIC OF	1 635 439	2 331 435	1 090 707	1 390 841
	TAIWAN	5 029 111	7 132 447	2 820 700	3 597 459
	CHINA	921 826	1 320 690	2 190 971	2 116 308
	THAILAND	88 793 787	119 641 477	91 612 868	112 639 495
	SINGAPORE	100 368 092	130 044 243	99 240 855	117 389 174
	PHILIPPINES	3 061 317	3 706 271	3 655 000	4 153 931
	MALAYSIA	86 603 662	109 611 247	72 534 376	83 078 894
	VIET NAM	51 312	59 787	0	0
	INDIA	399 245	511 846	565 500	702 979
	SAUDI ARABIA	34 678 738	43 366 548	33 734 777	38 304 565
	KUWAIT	8 985 458	11 633 737	8 010 868	9 062 946
	UNITED ARAB EMIRATES	17 911 808	24 140 660	23 386 528	27 621 697
	QATAR	8 986 493	12 361 896	8 294 000	9 790 837
	AUSTRALIA	219	963	1 001	4 040
	UNITED STATES	147 260	257 830	273 173	434 380
	CANADA	39 411	84 640	0	0
	BRAZIL	148 500	167 149	74 250	149 985

http://www.bps.go.id

HS / SITC	COMMODITY DESCRIPTION / COUNTRY OF ORIGIN	JANUARY - DECEMBER 2015		JANUARY - DECEMBER 2016	
		NET WEIGHT (KG)	CIF VALUE (US$)	NET WEIGHT (KG)	CIF VALUE (US$)
	UNITED KINGDOM	4 125	7 123	17 269	43 395
	NETHERLANDS	61 859	133 669	105 005	216 895
	FRANCE	89 999	126 000	22	416
	GERMANY, FED. REP. OF	189 814	605 664	143 507	466 298
	AUSTRIA	8 250	17 325	11 460	25 314
	BELGIUM	65 473	114 964	454 607	852 085
	SWEDEN	1 000	3 435	0	0
	FINLAND	69 300	137 160	4 125	9 267
	ITALY	800	6 901	67 520	84 836
	SPAIN	35 750	30 373	49 500	56 926
	SUB TOTAL	**363 219 099**	**475 187 984**	**354 362 231**	**420 798 166 ***
3901300000	**ETHYLENE-VINYL ACETATE COPOLYMERS**				
57120	JAPAN	7 060 353	11 928 309	6 672 083	12 603 618
	HONG KONG	237 550	448 217	31 808	83 370
	KOREA, REPUBLIC OF	16 595 426	25 878 983	12 347 365	21 512 219
	TAIWAN	9 390 896	14 809 324	10 222 888	14 131 112
	CHINA	6 968 399	7 583 608	5 433 977	6 341 899
	THAILAND	2 566 563	4 088 580	1 962 677	2 940 869
	SINGAPORE	4 795 092	5 289 243	2 803 027	2 304 054
	PHILIPPINES	41	520	32 045	18 958
	MALAYSIA	7 362 795	7 095 858	7 189 984	5 775 568
	VIET NAM	1 132 874	3 830 097	1 234 566	3 698 176
	PAKISTAN	0	0	20 400	36 210
	SAUDI ARABIA	4 410 225	5 100 808	7 742 625	8 537 754
	KUWAIT	5 540 875	3 233 312	3 664 000	2 068 739
	UNITED ARAB EMIRATES	50 925	50 296	74 250	60 886
	QATAR	609 000	350 372	484 500	283 306
	UNITED STATES	3 914 631	11 097 394	2 872 778	7 577 625
	CANADA	193 000	436 140	237 000	471 430
	BRAZIL	123 750	82 294	198 000	103 950
	UNITED KINGDOM	23 500	119 026	55 460	244 935
	NETHERLANDS	600	1 305	0	0
	FRANCE	1 150 817	2 773 053	1 104 825	2 593 550
	GERMANY, FED. REP. OF	597 750	1 269 971	94 039	237 892
	BELGIUM	577 859	1 433 159	2 338 153	5 092 797
	SWITZERLAND	373 473	1 139 511	33 300	180 216
	SWEDEN	1 400	4 620	9 465	38 833
	FINLAND	50	165	0	0
	IRELAND	10 000	47 000	0	0
	ITALY	113 894	379 561	44 780	175 789
	SPAIN	2 650	20 104	5 700	47 611
	BULGARIA	0	0	10 013	26 180
	RUSSIA FEDERATION	21 600	39 744	0	0
	SUB TOTAL	**73 825 988**	**108 530 574**	**66 919 708**	**97 187 546 ***
3901904000	**POLYMERS OF ETHYLENE IN DISPERSIONS**				
57190	JAPAN	241 578	481 775	227 000	422 800
	HONG KONG	5 740	4 821	0	0
	KOREA, REPUBLIC OF	0	0	34 250	72 563
	TAIWAN	84 247	438 230	45 953	493 766
	CHINA	574 434	764 469	257 400	178 508
	THAILAND	40 750	84 825	20 500	7 255
	SINGAPORE	5 023 423	6 964 960	3 902 915	5 177 176
	MALAYSIA	17 160	19 906	0	0
	INDIA	0	0	2 747	20 683
	UNITED STATES	26 605	77 970	57 200	120 474
	NETHERLANDS	21 950	107 555	33 195	162 827
	GERMANY, FED. REP. OF	34 615	88 904	78 200	173 708
	SWEDEN	24	7 646	1	160
	SUB TOTAL	**6 070 526**	**9 041 061**	**4 659 361**	**6 829 920 ***
3901909000	**OTH POLYMERS OF ETHYLENE IN OTH FORM**				
57190	JAPAN	14 693 979	33 369 140	15 465 018	34 710 476
	HONG KONG	52 148	760 170	11 368	60 331
	KOREA, REPUBLIC OF	5 548 535	12 369 738	5 266 909	12 489 484
	TAIWAN	3 081 126	4 653 476	2 940 012	4 165 618
	CHINA	2 091 052	3 097 288	2 383 559	3 797 267
	THAILAND	37 099 814	55 366 242	47 705 906	53 959 318
	SINGAPORE	34 507 394	46 448 995	39 866 056	50 697 161

http://www.bps.go.id

HS / SITC	COMMODITY DESCRIPTION / COUNTRY OF ORIGIN	JANUARY - DECEMBER 2015		JANUARY - DECEMBER 2016	
		NET WEIGHT (KG)	CIF VALUE (US$)	NET WEIGHT (KG)	CIF VALUE (US$)
	PHILIPPINES	289 000	377 298	0	0
	MALAYSIA	1 232 676	1 595 609	1 150 890	1 283 189
	VIET NAM	819 146	2 829 283	1 080 858	3 108 248
	INDIA	90	180	39 444	77 007
	SAUDI ARABIA	889 100	897 695	1 105 000	1 050 812
	TURKEY	0	0	99 000	62 370
	UNITED ARAB EMIRATES	2 250 032	2 734 311	2 120 453	2 498 197
	QATAR	434 500	536 714	510 000	588 665
	RWANDA	0	0	381	1 952
	AUSTRALIA	7 001	28 674	7	18
	UNITED STATES	5 103 328	14 688 074	2 846 618	7 816 419
	CANADA	523 350	647 608	580 570	662 677
	MEXICO	0	0	25 245	30 819
	CHILE	0	0	1 767	16 281
	BRAZIL	22	5 708	49 554	61 020
	UNITED KINGDOM	31 637	86 895	5 944	40 514
	NETHERLANDS	334 932	561 846	672 440	1 027 770
	FRANCE	29 152	79 555	71 500	207 289
	GERMANY, FED. REP. OF	330 695	813 447	413 475	940 789
	AUSTRIA	1 495	5 323	0	0
	BELGIUM	1 572 069	4 515 483	1 477 370	3 910 807
	SWITZERLAND	0	0	960	7 977
	SWEDEN	3	1 597	0	0
	FINLAND	54 999	162 690	11 000	31 350
	ITALY	0	0	19	131
	SPAIN	539 218	1 380 155	640 613	1 529 046
	CZECH REPUBLIC	96 000	193 021	77 000	165 691
	SUB TOTAL	**111 612 493**	**188 206 215**	**126 618 936**	**184 998 693 ***
3902103000	**POLYPROPYLENE IN OTH FORM**				
57511	JAPAN	0	0	200	1 549
	HONG KONG	0	0	31 612	92 736
	KOREA, REPUBLIC OF	370 156	121 397	217 672	74 223
	CHINA	0	0	39 539	24 864
	SINGAPORE	0	0	195	1 221
	MALAYSIA	27 320	38 933	35 053	27 267
	VIET NAM	0	0	40	438
	UNITED STATES	82 835	365 488	68 620	308 346
	UNITED KINGDOM	0	0	55	592
	NETHERLANDS	400	5 392	400	6 414
	ITALY	9 400	45 630	15 800	80 110
	SUB TOTAL	**490 111**	**576 840**	**409 186**	**617 760 ***
3902109010	**POLYPROPYLENE IN DISPERSION**				
57511	JAPAN	177 362	385 174	24 722	48 681
	HONG KONG	9 368	83 139	18 000	145 200
	KOREA, REPUBLIC OF	238 447	382 859	359 206	583 657
	CHINA	12 646	45 832	365 000	381 885
	THAILAND	573 875	685 539	267 800	341 952
	SINGAPORE	204 247	422 464	26 774	43 262
	MALAYSIA	108 468	195 163	396 610	605 066
	VIET NAM	80 000	27 000	0	0
	SAUDI ARABIA	0	0	396 000	415 800
	UNITED KINGDOM	1 375	3 052	1 350	2 316
	FRANCE	1 375	3 024	100	578
	GERMANY, FED. REP. OF	30 000	86 848	10 155	30 679
	BELGIUM	100	978	5 450	23 062
	SWITZERLAND	1 860	15 545	0	0
	SUB TOTAL	**1 439 123**	**2 336 617**	**1 871 167**	**2 622 138 ***
3902109020	**POLYPROPYLENE IN GRANULE FORM**				
57511	JAPAN	5 627 749	10 818 663	8 286 731	13 342 500
	HONG KONG	9 637	32 053	119 984	180 854
	KOREA, REPUBLIC OF	10 541 661	12 576 724	9 971 757	11 257 121
	TAIWAN	16 007 043	19 559 760	17 242 595	19 213 597
	CHINA	3 561 868	4 305 788	9 394 948	10 080 505
	THAILAND	111 784 474	141 281 308	122 659 435	137 054 202
	SINGAPORE	96 830 053	117 024 408	110 341 172	113 569 932
	PHILIPPINES	18 656 925	23 217 541	37 056 550	38 163 586
	MALAYSIA	52 253 041	63 987 311	52 040 527	54 297 495

http://www.bps.go.id

HS / SITC	COMMODITY DESCRIPTION / COUNTRY OF ORIGIN	JANUARY - DECEMBER 2015		JANUARY - DECEMBER 2016	
		NET WEIGHT (KG)	CIF VALUE (US$)	NET WEIGHT (KG)	CIF VALUE (US$)
	VIET NAM	14 282 781	17 869 368	50 922 250	54 789 631
	INDIA	30 491 682	35 519 602	37 995 624	38 367 915
	INDONESIA	1 050	8 295	47 400	47 655
	SAUDI ARABIA	118 875 050	134 591 102	144 038 490	144 370 207
	KUWAIT	0	0	1 831 500	1 932 976
	OMAN	0	0	24 750	26 606
	UNITED ARAB EMIRATES	20 491 307	22 787 567	22 302 146	22 858 635
	QATAR	25 500	10 455	51 000	64 260
	SOUTH AFRICA	0	0	1 113 750	979 853
	AUSTRALIA	26 295 762	31 674 601	16 778 475	16 516 404
	UNITED STATES	18 605 072	24 019 054	4 801 867	5 463 893
	MEXICO	11 000	93 500	0	0
	BRAZIL	6 354 750	7 684 074	2 620 500	2 597 260
	UNITED KINGDOM	6 500	4 121	25	131
	NETHERLANDS	36 050	84 734	11 000	16 097
	FRANCE	91 250	148 412	162 975	206 693
	GERMANY, FED. REP. OF	23 140	125 988	1 312 276	1 644 975
	AUSTRIA	0	0	10 000	18 000
	BELGIUM	0	0	155 000	179 306
	SWITZERLAND	0	0	45	636
	FINLAND	0	0	1 260 625	2 091 287
	ITALY	18 920	29 007	48 520	156 741
	SPAIN	0	0	2 250	1 492
	RUSSIA FEDERATION	74 500	86 378	123 750	120 656
	SUB TOTAL	**550 956 765**	**667 539 814**	**652 727 917**	**689 611 101 ***
3902109090	**POLYPROPYLENE IN OTH FORM**				
57511	JAPAN	442 128	1 490 055	420 673	1 452 033
	HONG KONG	32 934	93 470	45 794	197 513
	KOREA, REPUBLIC OF	3 312 842	4 773 964	3 043 986	4 056 742
	TAIWAN	1 110 800	1 831 531	987 783	1 534 825
	CHINA	647 676	1 379 602	370 439	794 830
	THAILAND	8 012 204	14 209 355	6 780 003	11 683 963
	SINGAPORE	22 402 286	35 527 142	24 344 085	29 454 139
	PHILIPPINES	416 649	518 194	224 000	243 820
	MALAYSIA	291 974	666 849	960 364	1 308 595
	VIET NAM	877 758	1 223 576	5 383 576	5 866 251
	INDIA	35 645	218 008	203 940	527 606
	SAUDI ARABIA	4 561 299	5 012 881	4 529 250	3 896 037
	TURKEY	0	0	5 000	18 793
	UNITED ARAB EMIRATES	653 123	946 599	198 727	227 839
	AUSTRALIA	22 000	21 560	104 675	122 090
	UNITED STATES	408 836	1 591 432	628 424	1 628 322
	CANADA	0	0	2 000	9 600
	UNITED KINGDOM	51 275	530 981	23 682	202 667
	NETHERLANDS	7 700	21 503	3 700	23 224
	FRANCE	162 375	588 657	102 200	196 816
	GERMANY, FED. REP. OF	263 774	1 711 957	220 681	992 555
	AUSTRIA	0	0	24 000	4 204
	BELGIUM	60 924	121 787	55 103	106 774
	SWITZERLAND	1 375	3 773	2 880	28 359
	DENMARK	30 757	126 085	52 658	234 677
	FINLAND	253 999	504 150	148 500	258 877
	ITALY	24 370	221 957	23 895	176 767
	SUB TOTAL	**44 084 703**	**73 335 068**	**48 890 018**	**65 247 918 ***
3902200010	**POLYSOBUTYLENE LIQUIDS/PASTES**				
57512	JAPAN	308 484	1 964 704	665 742	3 378 884
	KOREA, REPUBLIC OF	417 385	742 567	1 640 220	2 096 818
	TAIWAN	0	0	360	578
	CHINA	0	0	21 560	39 783
	THAILAND	3 000	16 777	2 250	12 194
	SINGAPORE	0	0	4 061	9 078
	INDIA	1 146 725	1 766 123	120 880	161 094
	UNITED STATES	72	1 173	64	1 158
	BRAZIL	13 999	31 500	0	0
	NETHERLANDS	12 600	20 553	31 839	83 209
	FRANCE	9 670	66 505	14 205	96 223
	SUB TOTAL	**1 911 935**	**4 609 902**	**2 501 181**	**5 879 019 ***

http://www.bps.go.id

HS / SITC	COMMODITY DESCRIPTION / COUNTRY OF ORIGIN	JANUARY - DECEMBER 2015		JANUARY - DECEMBER 2016	
		NET WEIGHT (KG)	CIF VALUE (US$)	NET WEIGHT (KG)	CIF VALUE (US$)
3902200090	**POLYSOBUTYLENE IN OTH FORMS**				
57512	JAPAN	16 006	74 565	226 040	618 225
	KOREA, REPUBLIC OF	33 839	67 536	9 833	34 966
	TAIWAN	200	476	21 107	44 427
	CHINA	152 250	393 856	120 266	332 109
	THAILAND	112 240	314 404	247 557	415 261
	SINGAPORE	215 104	724 419	1 148 200	2 643 210
	PHILIPPINES	33 000	41 910	0	0
	MALAYSIA	34 063	60 836	93 704	191 987
	INDIA	160 880	331 906	73 054	137 959
	INDONESIA	0	0	2 000	5 776
	TURKEY	2 520	12 757	0	0
	AUSTRALIA	0	0	32 465	102 495
	UNITED STATES	3 610	33 992	4 825	26 430
	CANADA	40	192	0	0
	BELIZE	1 500	8 700	0	0
	FRANCE	1 350	6 869	33 042	100 056
	GERMANY, FED. REP. OF	135 131	747 682	184 470	827 761
	SWITZERLAND	0	0	20 000	143 982
	FINLAND	98 999	215 950	22	494
	ITALY	0	0	2 818	13 186
	SUB TOTAL	**1 000 732**	**3 036 050**	**2 219 403**	**5 638 324 ***
3902303000	**PROPYLENE COPOLYMERS IN LIQUID OR PASTES**				
57513	JAPAN	16 001	105 221	22 423	136 227
	CHINA	5 104	5 951	11 825	25 698
	THAILAND	2 500	15 936	31 000	132 732
	SINGAPORE	1 421 565	6 308 450	1 491 650	5 295 009
	UNITED STATES	2 952	27 060	3 845	39 142
	NETHERLANDS	4 245	14 655	200	3 544
	GERMANY, FED. REP. OF	661	3 833	11 891	33 246
	SWITZERLAND	0	0	150	15 600
	SPAIN	0	0	94	1 171
	SUB TOTAL	**1 453 028**	**6 481 106**	**1 573 078**	**5 682 369 ***
3902309010	**PROPYLENE COPOLYMERS IN GRANULE**				
57513	JAPAN	3 677 431	6 890 327	3 536 104	7 408 577
	HONG KONG	85 053	122 897	116 361	182 557
	KOREA, REPUBLIC OF	47 839 898	62 304 238	56 164 965	66 436 497
	TAIWAN	3 249 635	4 249 578	5 477 426	6 229 727
	CHINA	254 150	419 233	157 400	265 510
	THAILAND	21 993 829	35 440 053	36 379 896	48 195 496
	SINGAPORE	163 214 283	234 821 795	173 846 196	222 500 832
	PHILIPPINES	2	200	40 275	48 716
	MALAYSIA	31 552 137	43 067 460	26 502 106	31 784 843
	VIET NAM	0	0	82 513	95 702
	INDIA	366 350	703 535	652 400	1 064 669
	SAUDI ARABIA	1 946 399	1 899 505	3 268 500	3 401 536
	UNITED ARAB EMIRATES	11 925 450	13 269 298	17 097 737	18 313 454
	UNITED STATES	110 329	724 490	239 381	1 968 279
	MEXICO	24 965	131 969	3 200	12 063
	BRAZIL	247 500	301 950	0	0
	UNITED KINGDOM	60	1 577	0	0
	NETHERLANDS	341 000	698 597	355 875	751 992
	FRANCE	24 750	37 868	71 500	96 085
	GERMANY, FED. REP. OF	63	596	9	172
	AUSTRIA	340	830	0	0
	BELGIUM	2 295 049	4 167 872	1 930 575	3 055 555
	SWITZERLAND	0	0	50 000	68 475
	FINLAND	0	0	7 672 900	12 669 675
	ITALY	0	0	33 000	80 190
	SPAIN	0	0	10 052	22 676
	KYRGYZSTAN	16 000	20 320	0	0
	SUB TOTAL	**289 164 673**	**409 274 188**	**333 688 371**	**424 653 278 ***
3902309090	**PROPYLENE COPOLYMERS IN OTHER FORMS**				
57513	JAPAN	16 075	63 926	28 391	99 690
	HONG KONG	3 312	22 845	2 218	15 163
	KOREA, REPUBLIC OF	630 800	856 160	969 515	1 079 659
	TAIWAN	2 888	5 228	5 697	13 386

http://www.bps.go.id

HS / SITC	COMMODITY DESCRIPTION / COUNTRY OF ORIGIN	JANUARY - DECEMBER 2015		JANUARY - DECEMBER 2016	
		NET WEIGHT (KG)	CIF VALUE (US$)	NET WEIGHT (KG)	CIF VALUE (US$)
	CHINA	14 308	62 203	12 950	51 951
	THAILAND	98 530	162 438	66 107	195 103
	SINGAPORE	2 018 616	3 271 524	3 943 649	3 696 812
	PHILIPPINES	0	0	1 150	6 759
	MALAYSIA	6 135 028	8 007 606	2 671 600	3 144 080
	SAUDI ARABIA	965 250	1 224 712	1 287 000	1 432 790
	UNITED ARAB EMIRATES	0	0	11 000	16 720
	UNITED STATES	4 006	15 945	134 567	495 319
	UNITED KINGDOM	168	4 212	22 000	44 400
	NETHERLANDS	0	0	34 694	71 352
	GERMANY, FED. REP. OF	85 000	250 499	28 012	65 301
	FINLAND	0	0	69 134	290 756
	SPAIN	0	0	230	3 167
	SUB TOTAL	**9 973 981**	**13 947 298**	**9 287 914**	**10 722 408 ***
3902901000	**OTH POLYMERS OF PROPYLENE IN OTH FORM**				
57519	JAPAN	780	7 116	136 469	427 751
	HONG KONG	51	2 340	60	715
	KOREA, REPUBLIC OF	1 133	46 756	633	117 797
	CHINA	213 120	885 821	225 613	873 123
	THAILAND	6 080	24 760	26 300	32 600
	SINGAPORE	16 400	25 448	16 816	25 579
	MALAYSIA	23 516	36 920	0	0
	INDIA	0	0	80	2 001
	SAUDI ARABIA	49 500	65 093	99 000	126 721
	AUSTRALIA	26 275	69 894	0	0
	UNITED STATES	1 000	6 108	454	863
	FRANCE	300	1 107	318	7 345
	GERMANY, FED. REP. OF	16 025	51 115	7 050	24 110
	AUSTRIA	0	0	1	81
	SPAIN	66	863	0	0
	SUB TOTAL	**354 246**	**1 223 341**	**512 794**	**1 638 686 ***
3902909010	**OTH POLYMERS OF PROPYLENE IN LIQUID ORPASTES**				
57519	JAPAN	40	519	236 627	642 962
	TAIWAN	0	0	10 000	11 500
	CHINA	1 830	2 291	0	0
	THAILAND	0	0	275	999
	SINGAPORE	0	0	300	6 270
	INDIA	30	775	0	0
	AUSTRALIA	12 400	47 180	12 600	45 300
	UNITED STATES	181 012	1 105 094	197 138	1 217 155
	FRANCE	5 997	10 174	15 552	25 765
	GERMANY, FED. REP. OF	0	0	7 300	18 136
	ITALY	0	0	120	188
	SUB TOTAL	**201 309**	**1 166 033**	**479 912**	**1 968 275 ***
3902909090	**OTH POLYMERS OF PROPYLENE IN OTH FORM**				
57519	JAPAN	1 344 818	5 723 382	1 343 417	6 080 852
	HONG KONG	2 560	97 249	355	20 983
	KOREA, REPUBLIC OF	863 549	1 917 358	487 513	974 072
	TAIWAN	37 212	93 931	5 866	13 438
	CHINA	1 318 774	1 259 530	1 018 754	1 209 322
	THAILAND	718 546	2 130 960	1 809 294	5 323 118
	SINGAPORE	167 624	585 103	222 186	529 418
	PHILIPPINES	179 400	418 044	204 600	391 511
	MALAYSIA	855 367	1 992 616	920 310	1 819 602
	VIET NAM	0	0	150	151
	INDIA	182 199	218 482	157 500	190 202
	INDONESIA	107	310	0	0
	SAUDI ARABIA	0	0	123 776	137 844
	UNITED ARAB EMIRATES	150	715	0	0
	AUSTRALIA	0	0	38 744	92 192
	UNITED STATES	1 247 236	2 167 837	1 648 163	2 559 397
	CANADA	1 250	3 750	14 050	48 900
	BELIZE	8 000	31 400	4 500	24 750
	UNITED KINGDOM	12 000	58 005	34 681	158 920
	NETHERLANDS	72 262	212 221	6 875	34 375
	GERMANY, FED. REP. OF	39 991	198 914	119 738	398 107
	BELGIUM	12 124	41 034	0	0

http://www.bps.go.id

HS / SITC	COMMODITY DESCRIPTION / COUNTRY OF ORIGIN	JANUARY - DECEMBER 2015		JANUARY - DECEMBER 2016	
		NET WEIGHT (KG)	CIF VALUE (US$)	NET WEIGHT (KG)	CIF VALUE (US$)
	SWITZERLAND	50	2 146	50	2 128
	FINLAND	24 750	41 711	0	0
	ITALY	1	11	0	0
	SUB TOTAL	**7 087 970**	**17 194 709**	**8 160 522**	**20 009 282 ***
3903111000	**EXPANSIBLE POLYMERS OF STYRENE INGRANULE**				
57211	JAPAN	5 540 066	11 645 328	6 813 182	13 180 201
	HONG KONG	20 000	23 800	20 000	24 820
	KOREA, REPUBLIC OF	1 573 000	2 647 769	1 301 000	1 981 358
	TAIWAN	3 087 896	4 479 305	7 292 062	9 995 793
	CHINA	1 879 153	2 499 189	4 430 300	5 336 139
	THAILAND	1 575 292	2 217 652	566 765	690 138
	SINGAPORE	1 385	11 410	78 943	103 385
	MALAYSIA	541 000	858 910	574 114	808 183
	VIET NAM	1 935 000	2 234 567	1 533 004	1 951 279
	INDIA	835 996	1 585 320	1 056 000	1 682 230
	SAUDI ARABIA	18 000	14 400	0	0
	UNITED ARAB EMIRATES	48 000	33 446	99 000	69 646
	UNITED STATES	20 773	116 087	19 586	104 888
	CANADA	199 975	344 060	60 045	192 972
	GERMANY, FED. REP. OF	33 000	58 648	22 016	177 059
	SPAIN	0	0	950	902
	CZECH REPUBLIC	6 000	13 670	0	0
	SUB TOTAL	**17 314 536**	**28 783 561**	**23 866 967**	**36 298 993 ***
3903119000	**OTH EXPANSIBLE POLYMERS OF STYRENE INGRANULE**				
57211	JAPAN	11 600	40 809	69 109	195 766
	HONG KONG	265 874	606 274	220 070	580 064
	KOREA, REPUBLIC OF	95 001	122 171	271 073	312 863
	TAIWAN	2 056 298	2 926 462	1 597 111	2 072 243
	CHINA	615 855	921 711	412 182	609 413
	THAILAND	514 400	705 872	1 390 325	1 782 956
	SINGAPORE	377 925	637 613	2 911 128	6 939 910
	MALAYSIA	290	1 394	734 649	1 347 322
	VIET NAM	0	0	228 000	270 845
	INDIA	286 000	561 220	0	0
	TURKEY	0	0	18	45
	UNITED STATES	0	0	1 761	8 247
	CANADA	39 990	66 583	226	1 035
	FRANCE	1	2	0	0
	GERMANY, FED. REP. OF	0	0	2 242	22 996
	SWITZERLAND	0	0	4 600	19 293
	RUSSIA FEDERATION	0	0	24	4 520
	SUB TOTAL	**4 263 234**	**6 590 111**	**7 842 518**	**14 167 518 ***
3903191000	**UNEXPANSIBLE POLYMERS OF STYRENEINDISPERSIONS**				
57219	JAPAN	645	9 666	20 730	47 371
	HONG KONG	35 050	84 120	0	0
	KOREA, REPUBLIC OF	23 600	41 928	43 306	50 846
	TAIWAN	28 765	87 718	26 193	68 763
	CHINA	391 454	995 883	88 025	201 438
	THAILAND	110 000	103 400	80 027	91 342
	SINGAPORE	530 339	607 447	403 004	367 291
	MALAYSIA	2 000	3 449	1 025	1 025
	VIET NAM	57 000	54 720	19 020	22 231
	UNITED STATES	55	732	0	0
	UNITED KINGDOM	0	0	4	2 019
	GERMANY, FED. REP. OF	5	968	0	0
	SUB TOTAL	**1 178 913**	**1 990 031**	**681 334**	**852 326 ***
3903192100	**HIGH IMPACT POLYSTYRENE IN GRANULES**				
57219	JAPAN	460 198	1 040 099	534 644	1 155 385
	HONG KONG	0	0	8 121	7 970
	KOREA, REPUBLIC OF	4 428 404	6 226 161	2 584 795	3 249 958
	TAIWAN	1 367 350	1 467 915	920 772	908 926
	CHINA	2 038	7 740	4 001	12 307
	THAILAND	538 566	1 108 417	937 828	1 481 659
	SINGAPORE	6 810 851	9 298 041	10 776 800	13 278 782
	MALAYSIA	1 919 424	2 424 083	3 250 521	4 043 453

http://www.bps.go.id

HS / SITC	COMMODITY DESCRIPTION / COUNTRY OF ORIGIN	JANUARY - DECEMBER 2015		JANUARY - DECEMBER 2016	
		NET WEIGHT (KG)	CIF VALUE (US$)	NET WEIGHT (KG)	CIF VALUE (US$)
	VIET NAM	0	0	18 000	10 440
	PAKISTAN	18 025	17 830	18 000	15 300
	UNITED STATES	0	0	30	724
	SUB TOTAL	**15 544 856**	**21 590 286**	**19 053 512**	**24 164 904 ***
3903192900	**OTH HIGH IMPACT POLYSTYRENE IN GRANULE**				
57219	JAPAN	34 467	144 581	24 441	132 154
	HONG KONG	4 500	17 035	44 433	64 906
	KOREA, REPUBLIC OF	1 419 800	1 773 059	870 000	1 009 973
	TAIWAN	477 140	559 335	897 795	963 180
	CHINA	441 000	772 876	410 150	467 311
	THAILAND	59 150	72 197	172 000	215 235
	SINGAPORE	8 133 385	10 472 802	10 638 812	12 484 465
	MALAYSIA	130 342	325 455	72 758	240 487
	VIET NAM	2 483 198	3 190 571	1 499 000	1 804 993
	SAUDI ARABIA	1 700 000	1 842 136	1 038 000	986 486
	UNITED STATES	306	2 057	1	6
	BRAZIL	173 250	213 098	0	0
	GERMANY, FED. REP. OF	0	0	10	2 822
	SUB TOTAL	**15 056 538**	**19 385 202**	**15 667 400**	**18 372 018 ***
3903199100	**OTH HIGH IMPACT POLYSTYRENE IN OTH FORM**				
57219	JAPAN	65 314	594 947	15 665	272 595
	HONG KONG	51 800	79 999	5 600	4 030
	KOREA, REPUBLIC OF	1 975 738	2 829 738	1 439 250	1 853 036
	TAIWAN	16 000	17 600	0	0
	CHINA	38 000	91 390	0	0
	THAILAND	200	904	1 000	1 610
	SINGAPORE	975	4 218	0	0
	MALAYSIA	339 826	426 238	321 919	417 530
	INDIA	0	0	500	700
	UNITED STATES	2 411	304 397	0	0
	GERMANY, FED. REP. OF	0	0	450	1 410
	SUB TOTAL	**2 490 264**	**4 349 431**	**1 784 384**	**2 550 911 ***
3903199900	**OTH POLYMERS OF STYRENE IN PRIMARY FORM**				
57219	JAPAN	1 495 931	3 451 293	64 811	302 840
	HONG KONG	16 496	44 871	30 641	106 885
	KOREA, REPUBLIC OF	2 135 194	3 567 132	935 653	1 423 291
	TAIWAN	162 000	226 530	18 000	26 100
	CHINA	252	882	80	340
	THAILAND	379 998	482 131	92 058	114 237
	SINGAPORE	88 825	180 763	1 476	3 215
	MALAYSIA	7 039	18 045	53	163
	INDIA	920	33 040	250	6 075
	UNITED STATES	200	1 858	1	191
	FRANCE	175	5 383	0	0
	GERMANY, FED. REP. OF	220	10 155	0	0
	SPAIN	0	0	19	140
	SUB TOTAL	**4 287 250**	**8 022 083**	**1 143 042**	**1 983 477 ***
3903204000	**STYRENE-ACRYLONITRILE (SAN) COPOLYMERSIN AQUAEOUS DISPERSION**				
57291	SINGAPORE	0	0	6	399
	INDIA	2 320	6 680	18 231	46 555
	SPAIN	600	2 260	1 000	3 663
	SUB TOTAL	**2 920**	**8 940**	**19 237**	**50 617 ***
3903205000	**STYRENE-ACRYLONITRILE (SAN) COPOLYMERSNOT IN AQUAEOUS DISPERSION**				
57291	SINGAPORE	0	0	22	82
	SUB TOTAL	**0**	**0**	**22**	**82 ***
3903209000	**OTH STYRENE-ACRYLONITRILE (SAN)COPOLYMERS**				
57291	JAPAN	2 345 718	7 921 569	2 610 804	7 803 261
	HONG KONG	70	1 659	378	7 562
	KOREA, REPUBLIC OF	5 997 706	9 207 148	6 381 072	8 053 687
	TAIWAN	3 849 007	6 016 729	5 031 129	6 548 600
	CHINA	24 021	89 535	27 010	51 842

http://www.bps.go.id

HS / SITC	COMMODITY DESCRIPTION / COUNTRY OF ORIGIN	JANUARY - DECEMBER 2015		JANUARY - DECEMBER 2016	
		NET WEIGHT (KG)	CIF VALUE (US$)	NET WEIGHT (KG)	CIF VALUE (US$)
	THAILAND	399 774	612 410	606 004	1 011 205
	SINGAPORE	10 389	48 817	75 942	512 546
	MALAYSIA	140 469	218 445	354 230	536 907
	PAKISTAN	34	230	0	0
	UNITED STATES	9 585	1 243 732	0	0
	GERMANY, FED. REP. OF	9	199	25 653	35 090
	SUB TOTAL	**12 776 782**	**25 360 473**	**15 112 222**	**24 560 700 ***
3903304000	**ACRYLONITRILE-BUTADIENE-STYRENE (ABS)COPOLYMERS IN AQUAEONS DISPERSION**				
57292	JAPAN	18 033	80 165	18 048	81 042
	KOREA, REPUBLIC OF	1 000	2 000	0	0
	CHINA	0	0	10	90
	MALAYSIA	0	0	42	1 222
	CANADA	1	1 666	0	0
	GERMANY, FED. REP. OF	53	144	0	0
	SUB TOTAL	**19 087**	**83 975**	**18 100**	**82 354 ***
3903305000	**ACRYLONITRILE-BUTADIENE-STYRENE (ABS)COPOLYMERS NOT IN AQUAEONS DISPERSION**				
57292	MALAYSIA	0	0	52	816
	SUB TOTAL	**0**	**0**	**52**	**816 ***
3903306000	**ACRYLONITRILE-BUTADIENE-STYRENECOPOLYMERS IN GRANULES**				
57292	JAPAN	5 388 463	9 684 939	6 133 152	10 082 410
	HONG KONG	80 000	121 400	62 692	61 753
	KOREA, REPUBLIC OF	6 382 265	13 491 224	6 588 517	11 838 516
	TAIWAN	4 696 034	7 450 452	5 826 690	8 379 821
	CHINA	823 634	1 386 528	603 188	832 679
	THAILAND	716 462	3 049 628	789 047	3 104 336
	SINGAPORE	456 287	1 726 385	54 003	89 797
	MALAYSIA	3 712 602	6 386 536	3 379 034	5 325 565
	VIET NAM	24 000	36 000	107 081	91 900
	INDIA	250	1 863	0	0
	SAUDI ARABIA	0	0	49 500	47 025
	AUSTRALIA	52	700	0	0
	UNITED STATES	5 115	39 703	172	1 506
	ROMANIA	936	6 742	0	0
	KYRGYZSTAN	0	0	16 878	41 800
	SUB TOTAL	**22 286 100**	**43 382 100**	**23 609 954**	**39 897 108 ***
3903309000	**ACRYLONITRILE-BUTADIENE-STYRENECOPOLYMERS IN OTHER FORM**				
57292	JAPAN	1 773 282	5 806 756	2 554 556	8 499 991
	HONG KONG	863 774	2 512 361	85 311	304 048
	KOREA, REPUBLIC OF	27 851 194	49 640 334	32 970 963	52 199 005
	TAIWAN	2 631 767	4 590 583	2 653 145	4 104 759
	CHINA	376 305	992 995	811 731	1 646 401
	THAILAND	573 990	1 736 097	956 645	2 753 617
	SINGAPORE	5 239 068	15 980 655	5 188 416	16 797 796
	PHILIPPINES	0	0	5 020	22 195
	MALAYSIA	29 281 395	50 412 027	32 554 985	47 675 947
	BRUNEI DARUSSALAM	102 464	204 328	429 812	680 123
	VIET NAM	0	0	232 000	236 820
	INDIA	14 050	76 869	21 525	103 281
	SAUDI ARABIA	1 000	2 636	2 000	5 135
	SOUTH AFRICA	99 000	100 436	0	0
	AUSTRALIA	0	0	60	1 014
	UNITED STATES	19 887	84 704	99 031	328 632
	UNITED KINGDOM	89 199	215 321	243 050	409 899
	NETHERLANDS	173 274	407 261	28 525	69 841
	FRANCE	8	4 709	164	1 512
	GERMANY, FED. REP. OF	44 963	257 867	1 185 324	694 346
	AUSTRIA	0	0	300	253
	BELGIUM	203 500	323 551	360 775	498 173
	DENMARK	200	10 700	100	5 350
	FINLAND	650	2 371	0	0
	ITALY	1 204	3 302	3	206
	SPAIN	433	1 612	0	0
	KYRGYZSTAN	8 000	20 920	0	0
	SUB TOTAL	**69 348 607**	**133 388 395**	**80 383 441**	**137 038 344 ***

http://www.bps.go.id

HS / SITC	COMMODITY DESCRIPTION / COUNTRY OF ORIGIN	JANUARY - DECEMBER 2015		JANUARY - DECEMBER 2016	
		NET WEIGHT (KG)	CIF VALUE (US$)	NET WEIGHT (KG)	CIF VALUE (US$)
3903903000	**OTH POLYMERS OF STYRENE IN AQUAEONSDISPERSION**				
57299	JAPAN	498 747	2 138 542	446 106	1 803 197
	KOREA, REPUBLIC OF	49 628	97 509	92 599	269 167
	TAIWAN	11 480	19 471	230 700	243 380
	CHINA	107 400	160 702	60 865	79 037
	THAILAND	167 125	220 733	556 170	482 414
	SINGAPORE	186 822	511 297	206 744	553 343
	MALAYSIA	28 400	28 292	97 849	93 323
	VIET NAM	24 000	29 736	0	0
	UNITED ARAB EMIRATES	150	750	0	0
	UNITED STATES	479 222	953 939	530 336	1 221 860
	MEXICO	1 400	8 529	0	0
	UNITED KINGDOM	16 983	25 644	0	0
	NETHERLANDS	131 210	237 472	144 000	231 840
	GERMANY, FED. REP. OF	121 007	158 365	99 404	121 724
	SPAIN	0	0	2	5
	SUB TOTAL	**1 823 574**	**4 590 981**	**2 464 775**	**5 099 290 ***
3903909100	**HIGH IMPACT POLYSTYRENE OFACRYLONITRILE-BUTADIENE-STYRENE**				
57299	JAPAN	20 347	14 996	1 600	7 211
	HONG KONG	119 200	184 684	0	0
	KOREA, REPUBLIC OF	356 009	529 109	615 208	916 742
	TAIWAN	44 155	58 623	37 000	36 260
	CHINA	95 709	216 153	48 588	112 298
	THAILAND	332 999	476 945	573 000	742 455
	MALAYSIA	77 253	108 400	28 132	69 859
	VIET NAM	0	0	1 799	1 703
	NETHERLANDS	23 000	55 862	8 000	19 300
	GERMANY, FED. REP. OF	1 000	5 439	0	0
	SUB TOTAL	**1 069 672**	**1 650 211**	**1 313 327**	**1 905 828 ***
3903909900	**OTH HIGH IMPACT POLYSTYRENE OFACRYLONITRILE-BUTADIENE-STYRENE**				
57299	JAPAN	954 595	2 999 847	1 222 765	3 676 658
	HONG KONG	162 178	481 476	66 481	220 305
	KOREA, REPUBLIC OF	221 846	575 738	396 146	917 598
	TAIWAN	277 600	774 605	332 489	806 910
	CHINA	439 812	919 260	323 546	763 389
	THAILAND	491 041	1 065 973	505 155	1 329 170
	SINGAPORE	1 130 791	3 594 033	207 488	489 936
	MALAYSIA	740 208	2 930 287	378 402	718 477
	VIET NAM	996	4 182	34 879	301 041
	INDIA	100	407	18 690	36 792
	INDONESIA	1	1 890	0	0
	UNITED STATES	138 718	944 863	39 992	322 411
	UNITED KINGDOM	44 770	108 293	0	0
	NETHERLANDS	104 280	284 864	168 185	389 516
	FRANCE	64 165	332 170	26 415	148 613
	GERMANY, FED. REP. OF	104 630	595 431	157 742	354 683
	AUSTRIA	50 600	74 928	49 020	55 061
	BELGIUM	69 480	121 211	100	119
	ITALY	2	64	2	39
	SPAIN	0	0	307	447
	SUB TOTAL	**4 995 813**	**15 809 522**	**3 927 804**	**10 531 165 ***
3904101000	**PVC HOMOPOLYMERS, SUSPENSION TYPE NOTMIXED WITH OTH SUBSTANCES**				
57311	JAPAN	15 365 306	13 039 499	14 619 590	11 675 634
	HONG KONG	0	0	128	1 397
	KOREA, REPUBLIC OF	1 496 247	1 358 929	2 291 600	1 941 078
	TAIWAN	40 556	153 723	527 277	449 068
	CHINA	372 121	295 189	1 200	31 365
	THAILAND	13 934 569	11 526 200	12 499 200	10 277 724
	SINGAPORE	0	0	5 078	8 284
	MALAYSIA	0	0	1 644	4 624
	VIET NAM	1 138 500	852 324	27 000	11 831
	NETHERLANDS	24 000	27 600	0	0
	GERMANY, FED. REP. OF	4 200	29 250	3 000	20 250
	SUB TOTAL	**32 375 499**	**27 282 714**	**29 975 717**	**24 421 255 ***

http://www.bps.go.id

HS / SITC	COMMODITY DESCRIPTION / COUNTRY OF ORIGIN	JANUARY - DECEMBER 2015		JANUARY - DECEMBER 2016	
		NET WEIGHT (KG)	CIF VALUE (US$)	NET WEIGHT (KG)	CIF VALUE (US$)
3904109100	**PVC IN GRANULE**				
57311	JAPAN	61 949	242 342	26 440	169 222
	HONG KONG	0	0	19 597	46 153
	KOREA, REPUBLIC OF	414 670	925 702	149 323	328 338
	TAIWAN	237 622	385 076	146 871	242 230
	CHINA	1 758 027	1 607 484	2 032 594	1 788 386
	SINGAPORE	17 925	59 671	75 170	173 298
	MALAYSIA	1 172 195	1 457 416	1 230 089	1 480 061
	VIET NAM	60 025	147 384	50 324	199 610
	INDIA	0	0	76	411
	UNITED ARAB EMIRATES	0	0	54	701
	UNITED STATES	20 000	94 000	130 984	237 211
	BELGIUM	60	336	0	0
	SWEDEN	61 200	115 233	9 900	17 991
	ITALY	0	0	13 935	30 557
	SUB TOTAL	**3 803 673**	**5 034 644**	**3 885 357**	**4 714 169 ***
3904109200	**PVC IN POWDER**				
57311	JAPAN	4 236 746	4 072 370	5 106 722	4 293 437
	KOREA, REPUBLIC OF	718 696	666 665	543 708	409 834
	TAIWAN	2 106 250	1 987 252	1 951 250	1 709 905
	CHINA	1 258 081	1 008 878	2 062 014	1 516 414
	MONGOLIA	312 000	258 960	0	0
	THAILAND	15 113 098	12 883 790	21 187 501	17 706 161
	SINGAPORE	0	0	100	1 129
	MALAYSIA	11 220	11 969	500 000	510 000
	UNITED STATES	1 920	6 836	3 840	13 038
	FRANCE	116 900	123 918	44 005	49 450
	GERMANY, FED. REP. OF	34 014	45 299	56 125	71 689
	SUB TOTAL	**23 908 925**	**21 065 937**	**31 455 265**	**26 281 057 ***
3904109900	**PVC IN OTHER FORM**				
57311	JAPAN	2 525 714	2 605 855	382 773	377 198
	HONG KONG	1 750	5 273	2	4
	KOREA, REPUBLIC OF	438 103	528 954	692 013	765 828
	TAIWAN	2 198 193	1 905 709	3 753 422	3 023 705
	CHINA	2 288 750	1 938 486	2 171 402	1 684 474
	THAILAND	4 250 185	4 701 258	4 117 392	4 256 855
	SINGAPORE	788 013	2 091 756	128 073	750 970
	MALAYSIA	3 145 330	3 734 783	3 561 362	3 818 134
	VIET NAM	0	0	26	125
	INDIA	40 000	166 455	0	0
	UNITED STATES	268 619	722 994	52 124	99 293
	FRANCE	1 375	1 999	0	0
	GERMANY, FED. REP. OF	44 265	60 614	63 972	175 801
	BELGIUM	0	0	6	2 034
	DENMARK	0	0	8	680
	SWEDEN	9 900	17 978	3 600	7 385
	SUB TOTAL	**16 000 197**	**18 482 114**	**14 926 175**	**14 962 486 ***
3904211000	**OTH POLY(VINYL CHLORIDE) NON PLASTICISED IN GRANULE**				
57312	JAPAN	53	668	0	0
	TAIWAN	18 150	31 380	18	167
	CHINA	38 000	36 380	161 300	199 953
	THAILAND	0	0	2 050	2 614
	SINGAPORE	107 611	211 210	3 500	9 150
	MALAYSIA	72	549	0	0
	NEW ZEALAND	47	726	0	0
	UNITED STATES	0	0	22	175
	SUB TOTAL	**163 933**	**280 913**	**166 890**	**212 059 ***
3904212000	**OTH POLY(VINYL CHLORIDE) NON PLASTICISED IN POWDER**				
57312	JAPAN	0	0	125 616	20 099
	HONG KONG	0	0	208 000	115 296
	KOREA, DEM. PEOPLE'S REP.	0	0	24 940	8 716
	KOREA, REPUBLIC OF	17 600	18 928	2 672	7 196
	TAIWAN	0	0	109 396	35 223
	CHINA	102 600	100 973	586 957	361 993
	THAILAND	0	0	94 000	53 440

http://www.bps.go.id

HS / SITC	COMMODITY DESCRIPTION / COUNTRY OF ORIGIN	JANUARY - DECEMBER 2015		JANUARY - DECEMBER 2016	
		NET WEIGHT (KG)	CIF VALUE (US$)	NET WEIGHT (KG)	CIF VALUE (US$)
	SAUDI ARABIA	0	0	24 140	9 173
	GERMANY, FED. REP. OF	0	0	200	322
	SUB TOTAL	**120 200**	**119 901**	**1 175 921**	**611 458 ***
3904219000	**OTH POLY(VINYL CHLORIDE) NON PLASTICISED IN OTH FORM**				
57312	JAPAN	3 786	28 358	9 828	78 315
	KOREA, REPUBLIC OF	621	3 525	24	366
	TAIWAN	371 853	343 709	245 668	285 130
	CHINA	71 293	142 771	209 251	538 023
	THAILAND	60 000	138 840	112	1 024
	SINGAPORE	898 144	1 957 637	1 719 474	3 171 896
	MALAYSIA	4 142	25 549	4 761	28 994
	GERMANY, FED. REP. OF	328 168	426 805	64 157	81 748
	SUB TOTAL	**1 738 007**	**3 067 194**	**2 253 275**	**4 185 496 ***
3904221000	**OTH POLY(VINYL CHLORIDE) PLASTICISED INDISPERSIONS**				
57313	HONG KONG	246	4 153	497	9 746
	KOREA, REPUBLIC OF	792	4 178	3 457	27 988
	CHINA	32	402	0	0
	SINGAPORE	1 278	16 008	0	0
	MALAYSIA	180 000	217 080	45 000	56 160
	SUB TOTAL	**182 348**	**241 821**	**48 954**	**93 894 ***
3904222000	**OTH POLY(VINYL CHLORIDE) PLASTICISED INGRANULE**				
57313	JAPAN	144 500	460 425	294 274	786 125
	HONG KONG	28 675	44 170	78 020	112 459
	KOREA, REPUBLIC OF	207 650	335 797	0	0
	TAIWAN	149 060	156 540	214 300	279 211
	CHINA	191 430	299 271	279 103	323 895
	THAILAND	26 661	63 189	92 825	224 875
	SINGAPORE	3 200	9 528	46 383	58 331
	MALAYSIA	100 390	127 640	108 000	124 740
	VIET NAM	2 100	5 171	5 000	13 960
	INDIA	8 700	9 360	0	0
	UNITED STATES	45	881	0	0
	GERMANY, FED. REP. OF	45 940	25 902	0	0
	ITALY	25 263	27 792	52 096	138 867
	SUB TOTAL	**933 614**	**1 565 666**	**1 170 001**	**2 062 463 ***
3904223000	**OTH POLY(VINYL CHLORIDE) PLASTICISED INPOWDER**				
57313	KOREA, REPUBLIC OF	660	2 861	0	0
	CHINA	1 169 999	702 000	301	697
	SINGAPORE	0	0	78	146
	SUB TOTAL	**1 170 659**	**704 861**	**379**	**843 ***
3904229000	**OTH POLY(VINYL CHLORIDE) PLASTICISED**				
57313	JAPAN	19 425	59 635	44 448	188 342
	HONG KONG	66 380	332 344	42 938	245 524
	KOREA, REPUBLIC OF	866 129	1 933 017	504 360	1 033 226
	TAIWAN	324 209	260 802	88 237	66 529
	CHINA	1 736 836	3 118 873	1 424 814	2 469 033
	THAILAND	164 271	384 612	298 563	588 557
	SINGAPORE	954 280	1 336 114	852 667	1 095 800
	PHILIPPINES	43 150	135 999	75 750	214 968
	MALAYSIA	58 947	284 706	62 305	313 306
	BRUNEI DARUSSALAM	51 825	103 996	61 500	91 969
	VIET NAM	499 425	981 103	188 028	313 986
	UNITED STATES	1	31	114	2 680
	FRANCE	2 762	9 539	0	0
	GERMANY, FED. REP. OF	67 050	195 687	99 138	288 546
	ITALY	24 476	57 876	34 505	108 857
	SPAIN	12 960	48 899	16 560	62 886
	SUB TOTAL	**4 892 126**	**9 243 233**	**3 793 927**	**7 084 209 ***
3904301000	**VINYL CHLORIDE-VINYL ACETATE COPOLYMERSIN GRANULE**				
57391	JAPAN	205 947	1 071 809	229 353	1 136 002
	KOREA, REPUBLIC OF	318 175	480 992	300 000	437 100

http://www.bps.go.id

HS / SITC	COMMODITY DESCRIPTION / COUNTRY OF ORIGIN	JANUARY - DECEMBER 2015		JANUARY - DECEMBER 2016	
		NET WEIGHT (KG)	CIF VALUE (US$)	NET WEIGHT (KG)	CIF VALUE (US$)
	CHINA	10 300	45 440	121 005	219 321
	MALAYSIA	0	0	51	262
	GERMANY, FED. REP. OF	4 200	21 763	5 250	30 382
	SUB TOTAL	**538 622**	**1 620 004**	**655 659**	**1 823 067 ***
3904302000	**VINYL CHLORIDE-VINYL ACETATE COPOLYMERSIN POWDER**				
57391	JAPAN	297 980	1 023 254	337 960	1 201 592
	KOREA, REPUBLIC OF	191 322	281 460	235 102	364 721
	TAIWAN	162 800	258 797	499 825	826 568
	CHINA	11 123	58 275	54 500	133 728
	SINGAPORE	3 500	24 810	6 001	50 101
	UNITED STATES	22 500	38 342	0	0
	NETHERLANDS	22 500	35 813	0	0
	FRANCE	25	48	0	0
	GERMANY, FED. REP. OF	357 878	784 552	481 725	1 076 244
	BELGIUM	22 500	37 699	0	0
	SUB TOTAL	**1 092 128**	**2 543 050**	**1 615 113**	**3 652 954 ***
3904309000	**VINYL CHLORIDE-VINYL ACETATE COPOLYMERSIN OTH FORM**				
57391	JAPAN	146 443	611 554	153 476	744 245
	KOREA, REPUBLIC OF	455 542	719 876	729 472	1 045 446
	TAIWAN	196 096	589 703	263 323	944 268
	CHINA	98 206	303 738	60 600	262 874
	THAILAND	0	0	26 600	40 262
	MALAYSIA	438 015	568 928	392 140	491 685
	FRANCE	0	0	480	8 352
	GERMANY, FED. REP. OF	52 500	111 450	0	0
	SWITZERLAND	0	0	200	2 200
	SUB TOTAL	**1 386 802**	**2 905 249**	**1 626 291**	**3 539 332 ***
3904401000	**OTH VINYL CHLORIDE COPOLYMERS IN GRANULE**				
57392	JAPAN	6 499	40 937	10 779	77 976
	KOREA, REPUBLIC OF	12 394	64 263	0	0
	CHINA	26	170	6 052	18 474
	GERMANY, FED. REP. OF	444 600	1 521 742	568 000	1 977 686
	SUB TOTAL	**463 519**	**1 627 112**	**584 831**	**2 074 136 ***
3904402000	**OTH VINYL CHLORIDE COPOLYMERS IN POWDER**				
57392	JAPAN	11 767	47 652	10 984	46 205
	KOREA, REPUBLIC OF	0	0	584	8 747
	TAIWAN	75 998	132 800	74 000	133 380
	CHINA	21 000	66 360	32 600	98 009
	SINGAPORE	13 800	48 867	6 300	20 192
	INDIA	1 080	6 345	0	0
	GERMANY, FED. REP. OF	39 650	201 645	80 850	479 601
	SUB TOTAL	**163 295**	**503 669**	**205 318**	**786 134 ***
3904409000	**OTH VINYL CHLORIDE COPOLYMERS IN OTHFORM**				
57392	JAPAN	9 900	67 659	139 037	370 777
	TAIWAN	34 469	147 718	2 682	39 009
	CHINA	229 872	270 475	568 867	502 289
	SINGAPORE	32 156	110 875	7 000	18 540
	MALAYSIA	3 000	11 528	0	0
	UNITED STATES	2 000	19 451	0	0
	GERMANY, FED. REP. OF	58 505	194 448	37 419	126 130
	SWITZERLAND	2 000	8 500	0	0
	SUB TOTAL	**371 902**	**830 654**	**755 005**	**1 056 745 ***
3904504000	**VINYLIDENE CHLORIDE POLYMR IN DISPERSION**				
57393	JAPAN	247 200	443 568	576 288	1 056 651
	KOREA, REPUBLIC OF	226 679	188 666	208 540	122 183
	THAILAND	500	325	0	0
	GERMANY, FED. REP. OF	15 900	43 173	21 600	58 055
	SUB TOTAL	**490 279**	**675 732**	**806 428**	**1 236 889 ***

http://www.bps.go.id

HS / SITC	COMMODITY DESCRIPTION / COUNTRY OF ORIGIN	JANUARY - DECEMBER 2015		JANUARY - DECEMBER 2016	
		NET WEIGHT (KG)	CIF VALUE (US$)	NET WEIGHT (KG)	CIF VALUE (US$)
3904505000	**VINYLIDENE CHLORIDE POLYMERS IN GRANULE**				
57393	HONG KONG	0	0	16 083	19 208
	TAIWAN	2 174 930	2 704 545	2 635 103	3 026 985
	CHINA	57 000	66 756	0	0
	SINGAPORE	18 522	97 840	18 180	100 340
	SUB TOTAL	**2 250 452**	**2 869 141**	**2 669 366**	**3 146 533 ***
3904506000	**VINYLIDENE CHLORIDE POLYMERS IN POWDER**				
57393	JAPAN	0	0	71	164
	KOREA, REPUBLIC OF	0	0	92	12 140
	CHINA	1 149	2 170	157	342
	SUB TOTAL	**1 149**	**2 170**	**320**	**12 646 ***
3904509000	**VINYLIDENE CHLORIDE POLYMERS IN OTHFORM**				
57393	JAPAN	128 179	742 304	195 348	1 044 633
	HONG KONG	17 026	21 677	92	724
	TAIWAN	309 274	706 563	253 365	536 139
	CHINA	50 564	193 982	18 114	69 301
	SINGAPORE	122 776	403 338	153 360	478 079
	MALAYSIA	0	0	13 075	25 341
	UNITED STATES	3 485	78 305	3 254	77 481
	UNITED KINGDOM	800	7 368	800	7 144
	NETHERLANDS	0	0	43	2 242
	FRANCE	572 900	1 095 376	410 000	732 003
	GERMANY, FED. REP. OF	57 000	209 717	58 360	209 216
	SUB TOTAL	**1 262 004**	**3 458 630**	**1 105 811**	**3 182 303 ***
3904611000	**FLUORO-POLYMERS POLYTETRAFLUOROETHYLENEIN GRANULE**				
57394	JAPAN	252	13 346	0	0
	KOREA, REPUBLIC OF	88	5 882	84	4 881
	CHINA	31	679	500	6 497
	SUB TOTAL	**371**	**19 907**	**584**	**11 378 ***
3904612000	**FLUORO-POLYMERS POLYTETRAFLUOROETHYLENEIN POWDER**				
57394	JAPAN	1 893	14 391	6 136	44 860
	KOREA, REPUBLIC OF	10	2 959	635	4 517
	CHINA	758	2 624	0	0
	NETHERLANDS	40	1 528	0	0
	GERMANY, FED. REP. OF	0	0	300	5 800
	SUB TOTAL	**2 701**	**21 502**	**7 071**	**55 177 ***
3904619000	**FLUORO-POLYMERS POLYTETRAFLUOROETHYLENEIN OTH FORM**				
57394	JAPAN	27 881	319 458	41 466	566 760
	HONG KONG	345	345	24	130
	KOREA, REPUBLIC OF	370	4 155	0	0
	TAIWAN	121	5 585	0	0
	CHINA	19 195	180 676	23 232	276 414
	SINGAPORE	7 821	205 939	4 420	20 826
	MALAYSIA	0	0	108	1 536
	VIET NAM	35	114	0	0
	UNITED STATES	1 495	51 047	273	11 510
	CANADA	0	0	22	1 501
	UNITED KINGDOM	7	638	0	0
	NETHERLANDS	22	602	6	515
	GERMANY, FED. REP. OF	1 425	20 905	850	9 684
	AUSTRIA	24	805	0	0
	SWITZERLAND	5	217	102	7 387
	DENMARK	0	0	10	615
	ITALY	0	0	29	316
	SUB TOTAL	**58 746**	**790 486**	**70 542**	**897 194 ***
3904693000	**FLUORO-POLYMERS POLYTETRAFLUOROETHYLENEDISPERSIONS**				
57394	JAPAN	400	7 740	0	0
	TAIWAN	40	243	2	2
	CHINA	1 825	2 612	1 350	5 753
	UNITED STATES	60 325	1 143 285	48 750	1 033 986

http://www.bps.go.id

HS / SITC	COMMODITY DESCRIPTION / COUNTRY OF ORIGIN	JANUARY - DECEMBER 2015		JANUARY - DECEMBER 2016	
		NET WEIGHT (KG)	CIF VALUE (US$)	NET WEIGHT (KG)	CIF VALUE (US$)
	ITALY	8 475	191 454	6 414	155 679
	SUB TOTAL	**71 065**	**1 345 334**	**56 516**	**1 195 420 ***
3904694000	**OTH FLUORO-POLYMERS IN GRANULE**				
57394	KOREA, REPUBLIC OF	0	0	434 246	1 057 054
	CHINA	0	0	1 240	21 074
	UNITED STATES	52	968	110 000	352 300
	SWITZERLAND	0	0	40 000	114 800
	SUB TOTAL	**52**	**968**	**585 486**	**1 545 228 ***
3904695000	**OTH FLUORO-POLYMERS IN POWDER**				
57394	SINGAPORE	0	0	540	13 500
	UNITED STATES	2	1 028	13	1 898
	NETHERLANDS	0	0	20	350
	FRANCE	2 160	50 841	1 080	32 400
	SUB TOTAL	**2 162**	**51 869**	**1 653**	**48 148 ***
3904699000	**OTH FLUORO-POLYMERS IN OTH FORM**				
57394	JAPAN	64 740	1 277 084	108 501	2 239 936
	KOREA, REPUBLIC OF	1 414	15 220	1 978	14 102
	TAIWAN	10 950	81 028	3 613	28 127
	CHINA	11 390	309 621	31 696	798 512
	THAILAND	10	671	0	0
	SINGAPORE	4	310	2 029	43 749
	MALAYSIA	75	2 537	251	245
	AUSTRALIA	13	2 080	0	0
	UNITED STATES	72 264	1 327 307	50 827	1 062 765
	NETHERLANDS	0	0	62	2 344
	GERMANY, FED. REP. OF	1 420	30 860	2 276	45 050
	BELGIUM	0	0	180	2 115
	SUB TOTAL	**162 280**	**3 046 718**	**201 413**	**4 236 945 ***
3904903000	**OTH FLUORO-POLYMER POLYTETRAFLUOROETHYLDISPERSIONS**				
57399	CHINA	0	0	691	1 761
	SUB TOTAL	**0**	**0**	**691**	**1 761 ***
3904904000	**OTH POLYMERS VINYL CHLORIDE IN GRANULE**				
57399	JAPAN	173	2 377	0	0
	HONG KONG	100	667	0	0
	KOREA, REPUBLIC OF	2 689	9 370	15 674	42 756
	TAIWAN	0	0	10	155
	CHINA	0	0	8	296
	THAILAND	132	1 100	0	0
	SINGAPORE	0	0	12 000	28 560
	SUB TOTAL	**3 094**	**13 514**	**27 692**	**71 767 ***
3904905000	**OTH POLYMERS VINYL CHLORIDE IN POWDER**				
57399	KOREA, REPUBLIC OF	510	1 800	96 777	162 260
	CHINA	198 620	230 490	39 100	115 547
	FRANCE	0	0	2 700	62 100
	GERMANY, FED. REP. OF	64 000	252 766	64 000	249 600
	SUB TOTAL	**263 130**	**485 056**	**202 577**	**589 507 ***
3904909000	**OTH POLYMERS VINYL CHLORIDE IN OTH FORMS**				
57399	JAPAN	30 887	215 898	1 817	51 874
	HONG KONG	1 000	3 013	0	0
	KOREA, REPUBLIC OF	4 827	33 817	2 533	30 901
	TAIWAN	3 600	15 845	5 632	26 358
	CHINA	198 100	403 354	557 551	795 705
	THAILAND	97	621	349 300	463 676
	SINGAPORE	475 815	713 268	1 358	5 296
	MALAYSIA	1 175	5 613	34	2 552
	VIET NAM	0	0	30	414
	INDIA	800	2 400	400 400	2 641
	NETHERLANDS	0	0	2 764	15 180
	FRANCE	1 515	9 752	120	744

http://www.bps.go.id

HS / SITC	COMMODITY DESCRIPTION / COUNTRY OF ORIGIN	JANUARY - DECEMBER 2015		JANUARY - DECEMBER 2016	
		NET WEIGHT (KG)	CIF VALUE (US$)	NET WEIGHT (KG)	CIF VALUE (US$)
	GERMANY, FED. REP. OF	50 360	256 307	50 340	247 866
	BELGIUM	0	0	261	1 592
	ITALY	0	0	29	543
	SUB TOTAL	**768 176**	**1 659 888**	**1 372 169**	**1 645 342** *
3905120000	**POLY(VINYL ACETATE) IN AQUEOUSDISPERSIONS**				
57591	JAPAN	36 884	57 171	13 075	21 990
	KOREA, REPUBLIC OF	1 200	6 555	1 500	8 544
	CHINA	324 569	344 198	347 780	350 699
	MALAYSIA	20 000	26 312	5 154	5 474
	NETHERLANDS	31 076	66 846	33 000	68 703
	FRANCE	1 800	6 469	0	0
	GERMANY, FED. REP. OF	0	0	1 000	5 665
	SUB TOTAL	**415 529**	**507 551**	**401 509**	**461 075** *
3905191000	**OTH POLY(VINYL ACETATE) IN LIQUIDS ORPASTES**				
57591	JAPAN	0	0	1 703	22 627
	KOREA, REPUBLIC OF	1	13	0	0
	TAIWAN	5 509	4 459	11 258	8 523
	CHINA	0	0	7 600	17 223
	SINGAPORE	1 600	1 094	1	4
	MALAYSIA	51 800	144 420	26 000	62 800
	SUB TOTAL	**58 910**	**149 986**	**46 562**	**111 177** *
3905199000	**OTH POLY(VINYL ACETATE) IN OTH FORM**				
57591	JAPAN	2 029	31 523	1 955	16 658
	KOREA, REPUBLIC OF	102 632	143 163	74 054	52 235
	TAIWAN	279 469	261 371	235 098	252 130
	CHINA	228 160	378 955	307 042	549 126
	SINGAPORE	12 992	49 392	22 522	262 287
	INDONESIA	5 000	15 000	0	0
	AUSTRALIA	39 000	117 000	0	0
	UNITED STATES	9	169	51	826
	UNITED KINGDOM	7 286	111 909	6 506	63 998
	GERMANY, FED. REP. OF	4 400	19 177	400	4 009
	AUSTRIA	400	3 505	0	0
	BELGIUM	140	4 217	0	0
	ITALY	24 000	16 800	48 000	81 600
	SUB TOTAL	**705 517**	**1 152 181**	**695 628**	**1 282 869** *
3905210000	**VINYL ACETATE COPOLYMERS IN AQUEOUSDISPERSIONS**				
57591	JAPAN	764	2 107	762	2 345
	KOREA, REPUBLIC OF	2 084 788	1 965 829	5 830 076	4 926 208
	TAIWAN	0	0	22	196
	CHINA	3 432 228	3 267 326	6 083 702	4 969 201
	THAILAND	260 640	350 479	0	0
	SINGAPORE	587	1 352	43 935	49 416
	PHILIPPINES	5 500	8 757	120	939
	MALAYSIA	3 907 236	3 932 907	3 693 185	3 264 814
	AUSTRALIA	0	0	34 320	28 828
	NETHERLANDS	640	3 303	1 790	9 584
	GERMANY, FED. REP. OF	10 024	16 509	79 678	151 573
	BELGIUM	0	0	120	651
	ITALY	0	0	1	4
	SUB TOTAL	**9 702 407**	**9 548 569**	**15 767 711**	**13 403 759** *
3905290000	**OTH VINYL ACETATE COPOLYMERS**				
57591	JAPAN	15 540	31 132	30 354	61 309
	KOREA, REPUBLIC OF	11 469	61 283	8 274	50 527
	TAIWAN	108 000	212 370	81 000	160 860
	CHINA	309 785	631 285	560 740	892 864
	THAILAND	39 885	188 187	40 811	227 092
	SINGAPORE	1 506	15 947	13 605	37 086
	TURKEY	18 000	35 834	36 000	69 976
	UNITED STATES	408	4 167	0	0
	UNITED KINGDOM	50	2 346	64	335
	NETHERLANDS	0	0	16 000	18 768
	FRANCE	100 000	207 000	124 660	241 722

http://www.bps.go.id

HS / SITC	COMMODITY DESCRIPTION / COUNTRY OF ORIGIN	JANUARY - DECEMBER 2015		JANUARY - DECEMBER 2016	
		NET WEIGHT (KG)	CIF VALUE (US$)	NET WEIGHT (KG)	CIF VALUE (US$)
	GERMANY, FED. REP. OF	1 080 770	2 422 599	906 528	1 970 345
	BELGIUM	0	0	720	2 274
	SWITZERLAND	500	7 250	0	0
	ITALY	0	0	12 001	21 601
	SUB TOTAL	**1 685 913**	**3 819 400**	**1 830 757**	**3 754 759 ***
3905301000	**POLY (VINYL ALCOHOL) IN AQUEOUSDISPERSIONS**				
57592	JAPAN	100 999	210 264	101 701	204 369
	TAIWAN	238 201	465 860	55 561	104 670
	CHINA	43 511	90 084	17 823	25 832
	SINGAPORE	154 999	338 366	98 995	218 260
	UNITED STATES	0	0	77 033	145 688
	ITALY	900	1 500	360	436
	SUB TOTAL	**538 610**	**1 106 074**	**351 473**	**699 255 ***
3905309000	**POLY (VINYL ALCOHOL) IN OTHER FORM**				
57592	JAPAN	8 222 623	18 559 101	8 475 493	18 563 485
	KOREA, DEM. PEOPLE'S REP.	0	0	720	1 512
	KOREA, REPUBLIC OF	2	3	3 694	16 196
	TAIWAN	4 801 588	9 029 936	4 391 804	8 053 642
	CHINA	4 580 055	8 145 668	4 839 087	7 860 474
	MONGOLIA	0	0	32 050	50 089
	THAILAND	164 010	299 165	54 001	93 004
	SINGAPORE	2 469 002	5 576 852	3 708 537	7 463 119
	MALAYSIA	4 000	4 092	4 020	8 235
	VIET NAM	0	0	177 430	337 374
	AUSTRALIA	16 200	76 950	0	0
	SAMOA	15 000	27 900	0	0
	UNITED STATES	674 673	1 372 546	931 260	1 733 994
	BERMUDA	53 892	1 475 022	65 868	1 765 647
	GERMANY, FED. REP. OF	677	6 644	61 809	505 955
	SWITZERLAND	300	1 100	0	0
	ITALY	2 020	5 904	17 045	68 781
	SPAIN	20 000	40 200	100	50
	SUB TOTAL	**21 024 042**	**44 621 083**	**22 762 918**	**46 521 557 ***
3905911000	**COPOLYMERS OF VINYL ACETATE OR OF OTHVINYLESTER IN DISPERSIONS**				
57592	JAPAN	0	0	200	2 062
	KOREA, REPUBLIC OF	155 998	241 200	210 000	294 000
	TAIWAN	0	0	23 100	65 399
	CHINA	0	0	60	66
	UNITED STATES	2 901	26 398	5 805	52 784
	GERMANY, FED. REP. OF	6 825	58 350	20 975	145 576
	SUB TOTAL	**165 724**	**325 948**	**260 140**	**559 887 ***
3905919000	**COPOLYMERS OF VINYL ACETATE OR OF OTHVINYLESTER OTH FORM**				
57592	JAPAN	206 999	847 039	297 798	1 310 402
	TAIWAN	20 900	66 850	16 400	42 120
	CHINA	6 700	75 391	146	265
	THAILAND	0	0	200	1 400
	SINGAPORE	168 471	313 365	110 621	281 946
	MALAYSIA	42 534	112 274	18 133	60 750
	AUSTRALIA	3 000	33 450	6 000	66 901
	UNITED STATES	6 699	71 143	7 961	66 739
	UNITED KINGDOM	78 984	312 234	60 000	295 380
	NETHERLANDS	21 101	45 518	17 900	30 782
	FRANCE	2 200	60 950	2 453	63 902
	GERMANY, FED. REP. OF	26 321	315 852	31 305	584 534
	BELGIUM	7 500	51 541	11 250	75 140
	ITALY	200	4 340	2 340	32 229
	SPAIN	0	0	1 244	16 188
	SUB TOTAL	**591 609**	**2 309 947**	**583 751**	**2 928 678 ***
3905991000	**OTH COPOLYMER OF VINYL ACETATE INAQUEOUS DISPERSIONS**				
57592	JAPAN	642	15 825	469	12 517
	CHINA	25 825	63 194	8 075	51 037
	MALAYSIA	0	0	5 060	17 042
	AUSTRALIA	7 770	44 556	0	0

http://www.bps.go.id

HS / SITC	COMMODITY DESCRIPTION / COUNTRY OF ORIGIN	JANUARY - DECEMBER 2015		JANUARY - DECEMBER 2016	
		NET WEIGHT (KG)	CIF VALUE (US$)	NET WEIGHT (KG)	CIF VALUE (US$)
	FRANCE	0	0	5 000	105 857
	GERMANY, FED. REP. OF	0	0	3 000	63 762
	SPAIN	300	37 900	0	0
	SUB TOTAL	**34 537**	**161 475**	**21 604**	**250 215 ***
3905992000	**OTH COPOLYMER OF VINYL ACETATE IN NONAQUEOUS DISPERSIONS**				
57592	JAPAN	0	0	155	848
	TAIWAN	1 000	6 909	0	0
	CHINA	600	47 520	1 640	86 271
	SUB TOTAL	**1 600**	**54 429**	**1 795**	**87 119 ***
3905999000	**OTH POLYMER OF VINYL ACETATE/OTHVINYL ESTERS;OTH VINYL POLYMERS; PRIMARY**				
57592	JAPAN	69 765	666 101	107 155	1 022 003
	KOREA, REPUBLIC OF	364	1 366	6 293	19 845
	CHINA	217 580	1 285 834	252 618	1 657 346
	SINGAPORE	18 123	154 734	28 652	219 850
	MALAYSIA	2 887	22 337	4 168	26 560
	VIET NAM	200	2 548	0	0
	INDIA	4 000	14 000	17 519	49 945
	UNITED ARAB EMIRATES	10 000	30 740	9 000	26 165
	AUSTRALIA	224	1 683	92	1 642
	UNITED STATES	313 557	4 161 550	234 618	3 420 756
	CANADA	100	30 500	1 160	62 948
	BRAZIL	150	15 950	200	22 555
	UNITED KINGDOM	23 000	51 980	102 971	269 657
	FRANCE	45 043	116 737	5 215	50 710
	GERMANY, FED. REP. OF	425 017	3 727 129	715 946	4 607 726
	SWITZERLAND	1 015	27 191	1 625	41 260
	ITALY	344	3 641	100	1 254
	SPAIN	500	3 675	1 000	7 350
	SUB TOTAL	**1 131 869**	**10 317 696**	**1 488 332**	**11 507 572 ***
3906101000	**POLY(METHYL METHACRYLATE) INDISPERSIONS**				
57521	JAPAN	22 157	94 718	8 317	70 155
	HONG KONG	22	200	75	306
	KOREA, REPUBLIC OF	1 080	5 538	1 100	5 500
	TAIWAN	16 576	37 490	9 000	15 940
	CHINA	850	1 159	13 760	30 822
	SINGAPORE	2 111	5 131	5 940	7 543
	MALAYSIA	564	1 668	2 076	8 176
	VIET NAM	92 600	124 926	62 000	73 402
	UNITED STATES	0	0	5	278
	SUB TOTAL	**135 960**	**270 830**	**102 273**	**212 122 ***
3906109000	**OTH POLY(METHYL METHACRYLATE) IN OTHFORM**				
57521	JAPAN	1 453 879	3 999 343	2 065 152	5 342 580
	HONG KONG	21	14	29 360	109 332
	KOREA, REPUBLIC OF	248 424	872 270	223 850	806 894
	TAIWAN	408 276	820 849	505 680	832 031
	CHINA	240 384	1 171 255	299 318	1 552 011
	THAILAND	2 702 877	6 434 540	2 666 238	5 788 406
	SINGAPORE	4 051 252	9 211 344	4 082 256	8 095 127
	PHILIPPINES	0	0	21	1 408
	MALAYSIA	289 674	631 257	211 733	418 585
	VIET NAM	0	0	4	4
	INDIA	4 815	15 628	0	0
	UNITED STATES	5 974	25 256	717	34 993
	CANADA	0	0	19	318
	UNITED KINGDOM	66 300	240 509	54 451	185 031
	NETHERLANDS	6 000	33 600	12 124	66 869
	FRANCE	12 890	175 482	0	0
	GERMANY, FED. REP. OF	100 107	359 209	113 827	425 186
	BELGIUM	396	7 240	1 352	24 399
	SWITZERLAND	0	0	300	1 299
	ITALY	1 000	9 758	0	0
	SPAIN	60	419	91	749
	ROMANIA	15	836	10	573
	SUB TOTAL	**9 592 344**	**24 008 809**	**10 266 503**	**23 685 795 ***

http://www.bps.go.id

HS / SITC	COMMODITY DESCRIPTION / COUNTRY OF ORIGIN	JANUARY - DECEMBER 2015		JANUARY - DECEMBER 2016	
		NET WEIGHT (KG)	CIF VALUE (US$)	NET WEIGHT (KG)	CIF VALUE (US$)
3906902000	**OTH ACRYLIC COPOLYMERS IN DISPERSIONS**				
57529	JAPAN	181 751	759 733	195 636	1 136 570
	HONG KONG	1 178	4 894	0	0
	KOREA, REPUBLIC OF	1 749 050	2 620 819	2 098 307	2 622 314
	TAIWAN	1 123 441	1 962 128	992 546	1 540 826
	CHINA	1 205 268	1 790 965	994 932	1 358 850
	THAILAND	1 099 303	1 694 266	3 303 975	3 320 055
	SINGAPORE	1 226 858	989 834	783 164	477 869
	MALAYSIA	1 559 371	2 036 813	675 598	1 289 443
	VIET NAM	591 540	1 151 280	727 104	1 264 393
	INDIA	85 540	183 454	95 620	224 399
	PAKISTAN	0	0	5 600	10 752
	INDONESIA	18 000	31 860	26 152	24 629
	SAUDI ARABIA	0	0	4 800	4 776
	TURKEY	0	0	800	2 480
	UNITED ARAB EMIRATES	1 000	3 020	16 500	51 815
	AUSTRALIA	5 081	23 989	29 647	83 850
	NEW ZEALAND	0	0	14 850	25 180
	UNITED STATES	217 129	574 454	89 669	268 055
	CANADA	51 600	98 040	172 242	317 625
	BRAZIL	56 330	181 406	73 960	237 523
	UNITED KINGDOM	37 221	245 738	152 151	826 764
	NETHERLANDS	1 467 451	2 277 347	1 213 729	1 867 891
	FRANCE	5 680	18 107	12 739	157 384
	GERMANY, FED. REP. OF	39 412	214 598	55 610	272 565
	BELGIUM	17 400	27 537	0	0
	SWITZERLAND	20	903	1 052	9 558
	ITALY	42 000	155 192	68 917	224 107
	SPAIN	5 766	16 484	14 019	36 152
	SUB TOTAL	**10 787 390**	**17 062 861**	**11 819 319**	**17 655 825 ***
3906909200	**SODIUM POLYACRYLATE**				
57529	JAPAN	1 092 591	1 922 384	5 883 270	8 124 116
	KOREA, REPUBLIC OF	23	118	15 510	28 295
	TAIWAN	16 760	38 375	4 380	4 306
	CHINA	232 905	296 227	2 874 693	3 649 703
	THAILAND	8 640	17 439	28 460	38 874
	SINGAPORE	57 601	100 829	7 159 560	10 030 216
	MALAYSIA	1 000	2 953	0	0
	INDIA	481	2 042	11 220	25 448
	SAUDI ARABIA	0	0	1 000	1 250
	SOUTH AFRICA	0	0	15 121	7 195
	UNITED STATES	3 065	10 963	48 023	66 853
	BRAZIL	0	0	220	1 232
	UNITED KINGDOM	25	694	0	0
	FRANCE	52	448	889	10 722
	GERMANY, FED. REP. OF	4 173	8 501	7 048	16 925
	SPAIN	3 080	15 025	0	0
	SUB TOTAL	**1 420 396**	**2 415 998**	**16 049 394**	**22 005 135 ***
3906909900	**OTH SODIUM POLYACRYLATE**				
57529	JAPAN	10 380 979	24 668 732	3 542 639	12 107 493
	HONG KONG	244 015	429 925	148 030	339 678
	KOREA, REPUBLIC OF	3 326 231	7 581 878	3 981 659	8 957 823
	TAIWAN	2 738 931	5 965 108	4 725 137	7 207 498
	CHINA	15 645 237	27 421 724	21 118 043	29 143 317
	THAILAND	6 369 599	14 465 286	3 584 934	8 702 966
	SINGAPORE	7 549 974	15 143 165	6 940 344	12 668 081
	PHILIPPINES	4 768	22 841	0	0
	MALAYSIA	4 729 908	8 865 496	4 745 058	6 975 690
	VIET NAM	15 395	18 927	15 171	10 870
	INDIA	123 821	441 675	335 031	485 576
	PAKISTAN	0	0	4 340	30 112
	INDONESIA	6 600	11 088	0	0
	ISRAEL	542	34 929	0	0
	TURKEY	1 264 217	1 047 817	2 308 800	1 367 277
	UNITED ARAB EMIRATES	9 230	21 778	16 000	21 440
	EGYPT	1 179 999	504 671	780 000	318 940
	AUSTRALIA	490 795	1 745 486	1 077 330	3 970 447
	UNITED STATES	1 921 726	6 466 348	2 718 633	8 127 885
	CANADA	44 635	200 322	348 060	685 631

http://www.bps.go.id

HS / SITC	COMMODITY DESCRIPTION / COUNTRY OF ORIGIN	JANUARY - DECEMBER 2015		JANUARY - DECEMBER 2016	
		NET WEIGHT (KG)	CIF VALUE (US$)	NET WEIGHT (KG)	CIF VALUE (US$)
	CHILE	0	0	280	4 773
	BRAZIL	7 123	18 093	14 373	36 244
	COLOMBIA	1 246	12 304	0	0
	UNITED KINGDOM	2 935 938	10 350 242	2 146 770	6 502 602
	NETHERLANDS	1 027 251	2 658 564	1 528 174	3 585 167
	FRANCE	816 257	4 033 837	586 797	3 020 069
	GERMANY, FED. REP. OF	946 766	3 119 105	682 621	1 926 297
	AUSTRIA	23 387	84 460	3 689	64 108
	BELGIUM	328 107	4 029 866	274 860	4 071 258
	SWITZERLAND	34 241	270 995	96 418	526 169
	MONACO	350	21 574	505	30 739
	NORWAY	73 200	335 606	141 660	698 359
	SWEDEN	11 660	184 526	24 239	330 192
	FINLAND	12 281	60 042	165	3 960
	ITALY	700 144	1 464 655	1 249 175	2 800 871
	SPAIN	69 638	1 736 670	106 952	1 351 672
	ROMANIA	0	0	16	828
	CZECH REPUBLIC	2 000	6 704	0	0
	SUB TOTAL	**63 036 191**	**143 444 439**	**63 245 903**	**126 074 032 ***
3907100000	**POLYACETALS**				
57411	JAPAN	1 692 416	5 864 924	1 817 806	6 906 187
	HONG KONG	27 875	141 512	22 280	108 947
	KOREA, REPUBLIC OF	1 118 543	1 394 862	1 310 988	1 568 139
	TAIWAN	987 277	2 153 822	1 400 763	2 699 604
	CHINA	234 455	1 057 580	229 293	960 270
	THAILAND	2 199 336	3 972 933	2 539 421	4 535 958
	SINGAPORE	354 733	1 136 614	143 687	381 749
	PHILIPPINES	375	2 535	0	0
	MALAYSIA	3 430 159	7 351 238	4 375 398	8 282 836
	VIET NAM	0	0	27 240	21 814
	INDIA	300	1 011	0	0
	KUWAIT	0	0	1 361 250	988 732
	UNITED ARAB EMIRATES	0	0	74	5 877
	UNITED STATES	145 282	342 311	143 653	447 273
	UNITED KINGDOM	4	8	500	1 526
	NETHERLANDS	12 000	38 180	9 000	32 450
	GERMANY, FED. REP. OF	117 905	168 927	162 987	245 761
	SWITZERLAND	200	831	0	0
	HUNGARY	175	1 482	1 018	3 485
	POLAND	0	0	41	1 975
	SUB TOTAL	**10 321 035**	**23 628 770**	**13 545 399**	**27 192 583 ***
3907201000	**POLYTETRAMETHYLENE ETHER GLYCOL**				
57419	JAPAN	970 074	2 968 697	2 036 896	5 471 447
	HONG KONG	379 676	275 711	805 600	699 132
	KOREA, REPUBLIC OF	5 138 236	8 903 141	5 095 236	8 335 880
	TAIWAN	1 314 077	1 817 768	204 303	625 641
	CHINA	4 787 548	10 540 086	5 139 851	8 738 314
	THAILAND	496 544	1 464 139	402 964	1 400 228
	SINGAPORE	483 169	2 098 850	724 597	2 346 593
	MALAYSIA	440 626	608 832	595 662	747 982
	VIET NAM	0	0	200	1 801
	INDIA	331 972	647 480	42 470	100 266
	INDONESIA	722	2 657	0	0
	AUSTRALIA	0	0	2 355	54 872
	UNITED STATES	1 230 612	2 516 877	625 225	1 234 152
	MEXICO	8 000	44 843	0	0
	UNITED KINGDOM	1 701	7 297	146	4 936
	NETHERLANDS	8 000	31 149	1 361	15 951
	FRANCE	4 500	50 856	141 406	301 637
	GERMANY, FED. REP. OF	126 621	477 095	81 830	354 932
	AUSTRIA	35	5 533	417	4 624
	BELGIUM	15 715	41 272	3 246	8 265
	SWITZERLAND	0	0	19 958	38 696
	ITALY	13 653	149 888	7 953	219 373
	SPAIN	120	432	0	0
	SUB TOTAL	**15 751 601**	**32 652 603**	**15 931 676**	**30 704 722 ***

http://www.bps.go.id

HS / SITC	COMMODITY DESCRIPTION / COUNTRY OF ORIGIN	JANUARY - DECEMBER 2015		JANUARY - DECEMBER 2016	
		NET WEIGHT (KG)	CIF VALUE (US$)	NET WEIGHT (KG)	CIF VALUE (US$)
3907209000	**OTH POLYTETRAMETHYLENE ETHER GLYCOL**				
57419	JAPAN	3 015 677	9 211 564	5 721 425	13 298 091
	HONG KONG	0	0	41 027	235 247
	KOREA, REPUBLIC OF	4 432 184	9 275 878	5 784 462	9 684 973
	TAIWAN	1 846 606	3 714 069	2 486 498	3 719 105
	CHINA	17 912 983	36 928 052	19 019 585	34 503 404
	THAILAND	13 875 777	28 104 315	20 394 969	31 107 481
	SINGAPORE	31 271 616	51 968 432	31 349 606	40 979 889
	MALAYSIA	1 184 988	1 961 728	1 129 809	1 520 647
	VIET NAM	252 050	772 489	300 001	873 051
	INDIA	192 199	389 601	384 145	642 500
	INDONESIA	1 395	6 363	0	0
	SAUDI ARABIA	0	0	12	506
	AUSTRALIA	3 653 485	6 655 955	4 560 229	5 485 630
	UNITED STATES	15 672 342	28 357 918	14 573 363	20 505 761
	MEXICO	0	0	1 950	4 778
	BRAZIL	15 200	75 696	0	0
	UNITED KINGDOM	16 800	20 922	22 262	100 846
	NETHERLANDS	178 126	392 677	280 257	545 976
	FRANCE	3 042	42 298	2 996	19 788
	GERMANY, FED. REP. OF	511 337	1 666 523	420 287	1 311 054
	BELGIUM	10	134	800	3 807
	SWITZERLAND	250	11 112	270	9 233
	ITALY	73 909	402 219	810	38 702
	SPAIN	120	499	120	222
	POLAND	0	0	47	578
	SUB TOTAL	**94 110 096**	**179 958 444**	**106 474 930**	**164 591 269 ***
3907302000	**EPOXIDE RESINS OF KIND USED FOR COATING, IN POWDER**				
57420	JAPAN	107 137	776 820	125 399	1 051 661
	HONG KONG	3 193	22 302	4 883	34 078
	KOREA, REPUBLIC OF	38 928	166 517	144 989	515 614
	TAIWAN	60 988	154 355	214 323	374 481
	CHINA	184 564	628 757	158 609	587 166
	THAILAND	446	1 592	149 812	997 923
	SINGAPORE	65 540	402 311	80 139	331 672
	MALAYSIA	0	0	1 520	16 880
	INDIA	26 370	124 117	20 000	73 830
	SOUTH AFRICA	0	0	3 375	18 158
	AUSTRALIA	760	12 396	4 516	2 968
	UNITED STATES	6 489	126 135	19 895	431 985
	CANADA	3 000	14 170	0	0
	UNITED KINGDOM	0	0	22	513
	NETHERLANDS	420	2 417	0	0
	FRANCE	4 876	23 145	31	619
	GERMANY, FED. REP. OF	95 872	474 526	127 753	487 022
	SWEDEN	0	0	5	81
	ITALY	7 495	40 552	8 098	69 933
	SPAIN	36	208	0	0
	GREECE	0	0	100	2 692
	SUB TOTAL	**606 114**	**2 970 320**	**1 063 469**	**4 997 276 ***
3907303000	**EPOXIDE RESINS IN LIQUIDS/PASTES**				
57420	JAPAN	3 807 004	29 164 639	2 502 681	19 693 617
	HONG KONG	5 500	18 700	9 139	127 004
	KOREA, REPUBLIC OF	2 082 807	4 351 806	2 489 155	3 983 376
	TAIWAN	2 084 218	4 723 991	1 576 272	3 210 018
	CHINA	688 972	1 888 028	548 246	2 064 929
	THAILAND	1 317 188	3 739 099	1 644 290	4 362 477
	SINGAPORE	438 096	1 568 677	53 794	470 593
	PHILIPPINES	0	0	15 518	10 920
	MALAYSIA	4 586	56 960	9 803	140 724
	VIET NAM	18 227	45 209	0	0
	INDIA	30	293	372	979
	UNITED ARAB EMIRATES	18 830	117 965	15 026	100 365
	AUSTRALIA	131 141	971 897	103 264	841 220
	NEW ZEALAND	4 331	58 731	0	0
	UNITED STATES	237 112	1 569 312	112 353	1 157 429
	CANADA	0	0	8	159
	BRAZIL	39 000	177 308	15 600	71 760
	UNITED KINGDOM	4 000	97 773	6 235	128 038

http://www.bps.go.id

HS / SITC	COMMODITY DESCRIPTION / COUNTRY OF ORIGIN	JANUARY - DECEMBER 2015		JANUARY - DECEMBER 2016	
		NET WEIGHT (KG)	CIF VALUE (US$)	NET WEIGHT (KG)	CIF VALUE (US$)
	NETHERLANDS	0	0	7	166
	FRANCE	39	3 356	0	0
	GERMANY, FED. REP. OF	77 989	553 208	65 135	498 545
	AUSTRIA	180	1 135	10 898	36 007
	SWITZERLAND	5 189	46 524	7 910	54 803
	DENMARK	166	15 454	607	39 988
	ITALY	17 891	93 857	19 374	76 762
	SPAIN	3 561	20 304	0	0
	SUB TOTAL	**10 986 057**	**49 284 226**	**9 205 687**	**37 069 879 ***
3907309000	**EPOXIDE RESINS IN OTH FORM**				
57420	JAPAN	751 233	4 513 912	868 741	5 323 012
	HONG KONG	3 610	33 290	49 652	168 375
	KOREA, REPUBLIC OF	4 669 530	10 367 652	5 618 640	9 576 939
	TAIWAN	1 689 289	3 784 787	1 393 908	2 726 349
	CHINA	2 264 024	6 431 808	2 007 041	4 890 729
	THAILAND	3 256 216	9 626 635	3 281 563	8 032 092
	SINGAPORE	489 485	3 818 928	596 469	4 107 616
	PHILIPPINES	278 647	321 118	223 394	394 947
	MALAYSIA	126 424	503 637	254 253	1 133 491
	VIET NAM	13 834	58 499	75	293
	INDIA	70 240	245 278	58 041	135 289
	INDONESIA	0	0	810	1 528
	UNITED ARAB EMIRATES	3 924	24 764	5 102	29 273
	AUSTRALIA	4 367	44 635	24 155	126 751
	NEW ZEALAND	0	0	1 079	11 751
	UNITED STATES	358 531	2 212 357	381 260	1 677 239
	CANADA	6 776	47 252	278 768	1 070 934
	BRAZIL	15 600	68 640	0	0
	UNITED KINGDOM	7 348	136 091	2 135	38 193
	NETHERLANDS	150 410	456 869	86 579	208 553
	FRANCE	1 705	47 275	9 533	79 302
	GERMANY, FED. REP. OF	97 615	578 782	15 717	203 502
	AUSTRIA	13 054	151 220	6 259	78 268
	BELGIUM	144	1 463	2 848	19 072
	SWITZERLAND	50 519	356 225	111 767	745 201
	DENMARK	291	17 041	709	26 955
	NORWAY	3	3 018	0	0
	IRELAND	9 005	116 632	6 022	79 390
	ITALY	34 693	534 316	73 391	1 228 082
	SPAIN	717	16 679	298	10 321
	HUNGARY	10	12	2 460	11 185
	POLAND	0	0	42	834
	SUB TOTAL	**14 367 244**	**44 518 815**	**15 360 711**	**42 135 466 ***
3907400010	**OPTIC GRADE W/ MELL FLOW RATE INDEX>25GR/ 10 MIN IN PACK OF NAT WEIGHT=500 KG**				
57431	JAPAN	20 150	49 160	18 000	36 900
	HONG KONG	117 000	243 150	159 519	366 986
	KOREA, REPUBLIC OF	142 267	346 414	180 140	403 726
	TAIWAN	144 000	320 160	146 000	336 000
	CHINA	16 808	34 450	65	199
	THAILAND	3 212 366	7 633 907	2 796 375	6 103 545
	SINGAPORE	120	2 840	0	0
	MALAYSIA	1 500	2 550	0	0
	VIET NAM	0	0	15 000	33 750
	SAUDI ARABIA	93 014	244 800	99 000	218 400
	UNITED STATES	54	763	0	0
	GERMANY, FED. REP. OF	0	0	96 000	205 120
	KYRGYZSTAN	70 200	155 774	0	0
	SUB TOTAL	**3 817 479**	**9 033 968**	**3 510 099**	**7 704 626 ***
3907400090	**OTHER POLYCARBONATES**				
57431	JAPAN	9 540 086	23 295 663	7 987 675	18 757 917
	HONG KONG	925	5 991	17 130	30 490
	KOREA, REPUBLIC OF	1 942 750	5 543 498	4 260 459	11 267 557
	TAIWAN	512 846	1 216 047	928 900	1 669 182
	CHINA	169 001	461 271	2 028 202	4 711 623
	THAILAND	16 871 318	43 347 233	19 753 413	46 830 844
	SINGAPORE	3 938 926	11 725 059	1 730 015	5 260 286
	MALAYSIA	324 497	726 611	617 042	2 083 522

http://www.bps.go.id

HS / SITC	COMMODITY DESCRIPTION / COUNTRY OF ORIGIN	JANUARY - DECEMBER 2015		JANUARY - DECEMBER 2016	
		NET WEIGHT (KG)	CIF VALUE (US$)	NET WEIGHT (KG)	CIF VALUE (US$)
	INDIA	8 180	45 093	69 793	337 060
	SAUDI ARABIA	1 006 750	1 649 827	1 270 250	2 536 539
	AUSTRALIA	51 734	452 249	20 413	155 604
	UNITED STATES	2 085 859	6 367 925	822 678	1 921 188
	UNITED KINGDOM	3	158	0	0
	NETHERLANDS	0	0	282	6 070
	FRANCE	0	0	1 187	23 624
	GERMANY, FED. REP. OF	632	6 209	79 029	246 339
	BELGIUM	509 750	1 468 412	4 452 450	9 429 929
	ITALY	150	1 415	0	0
	SUB TOTAL	**36 963 407**	**96 312 661**	**44 038 918**	**105 267 774 ***
3907501000	**ALKYD RESINS IN THE FORM OF LIQUIDS ORPASTES**				
57432	JAPAN	34 501	194 308	70 868	339 399
	KOREA, REPUBLIC OF	0	0	77	544
	TAIWAN	45 404	101 644	101 233	167 851
	CHINA	10 800	32 871	10 080	31 411
	THAILAND	1 002	2 384	3 000	6 960
	PHILIPPINES	470	1 243	0	0
	MALAYSIA	1 171 679	1 581 477	941 557	1 121 477
	VIET NAM	7 400	14 267	6 006	9 177
	INDIA	1 869	12 650	0	0
	TURKEY	1 840	7 925	3 140	11 213
	EGYPT	0	0	4	8
	AUSTRALIA	913	4 684	986	8 501
	UNITED STATES	865	3 790	0	0
	NETHERLANDS	10	117	0	0
	GERMANY, FED. REP. OF	36 777	120 723	0	0
	BELGIUM	0	0	339	1 750
	ITALY	0	0	1	1
	SUB TOTAL	**1 313 530**	**2 078 083**	**1 137 291**	**1 698 292 ***
3907509000	**ALKYD RESINS IN OTH FORM, EXCEPT LIQUIDS OR PASTES**				
57432	JAPAN	102 425	324 297	69 859	284 729
	HONG KONG	5	988	0	0
	KOREA, REPUBLIC OF	0	0	48	353
	TAIWAN	289 504	669 906	211 234	484 521
	CHINA	49 336	148 943	16 372	51 967
	THAILAND	15 634	34 172	9 131	54 050
	SINGAPORE	0	0	100	1 295
	PHILIPPINES	0	0	75	641
	MALAYSIA	60 631	132 022	59 681	116 590
	VIET NAM	0	0	500	4 205
	AUSTRALIA	0	0	320	2 422
	UNITED STATES	36 806	182 318	47 831	215 645
	BRAZIL	503	1 937	1 742	8 465
	UNITED KINGDOM	8 348	14 892	780	2 192
	NETHERLANDS	1 727	13 997	12 735	50 876
	FRANCE	619	11 695	0	0
	GERMANY, FED. REP. OF	16 010	71 626	31 880	152 038
	AUSTRIA	2 791	48 018	10 685	186 554
	BELGIUM	800	6 122	4 800	27 087
	SWITZERLAND	35	923	15	317
	NORWAY	6 480	15 025	852	7 393
	SPAIN	0	0	11 920	32 327
	CZECH REPUBLIC	0	0	180	765
	SUB TOTAL	**591 654**	**1 676 881**	**490 740**	**1 684 432 ***
3907601000	**POLY(ETHYLENE TEREPHTHALATE) INDISPERSIONS**				
57433	JAPAN	8 386	57 278	34 158	98 593
	HONG KONG	171	5 433	788	24 295
	KOREA, REPUBLIC OF	1	2	53	678
	TAIWAN	143 598	206 201	365 970	579 034
	CHINA	9 088	84 547	97 751	148 332
	MALAYSIA	35 000	126 000	0	0
	INDIA	2 000	3 500	6 000	12 000
	UNITED STATES	6	291	34	1 800
	FRANCE	0	0	1	230
	SUB TOTAL	**198 250**	**483 252**	**504 755**	**864 962 ***

http://www.bps.go.id

HS / SITC	COMMODITY DESCRIPTION / COUNTRY OF ORIGIN	JANUARY - DECEMBER 2015		JANUARY - DECEMBER 2016	
		NET WEIGHT (KG)	CIF VALUE (US$)	NET WEIGHT (KG)	CIF VALUE (US$)
3907602000	**POLY(ETHYLENE TEREPHTHALATE) IN GRANULES**				
57433	JAPAN	363 186	874 875	463 018	971 384
	KOREA, REPUBLIC OF	16 235 393	17 103 930	23 332 050	22 231 869
	TAIWAN	595 647	759 026	915 695	990 461
	CHINA	30 369 729	31 793 664	42 876 267	37 537 740
	THAILAND	2 483 481	3 550 205	1 250 050	1 738 416
	SINGAPORE	254 721	334 435	144 000	163 644
	MALAYSIA	253 309	305 743	487 512	474 842
	VIET NAM	220 000	228 800	0	0
	INDIA	4 507 050	3 989 569	6 972 200	5 970 991
	SAUDI ARABIA	0	0	53	579
	UNITED STATES	72 775	208 194	42 000	193 074
	GERMANY, FED. REP. OF	49 500	75 024	0	0
	AUSTRIA	0	0	900	1 427
	SUB TOTAL	**55 404 791**	**59 223 465**	**76 483 745**	**70 274 427 ***
3907609000	**POLY(ETHYLENE TEREPHTHALATE) IN OTH FORM**				
57433	JAPAN	3 999 457	6 566 800	5 408 469	8 611 075
	HONG KONG	6 000	15 366	5 000	10 778
	KOREA, REPUBLIC OF	34 171 534	35 247 654	32 141 547	29 265 368
	TAIWAN	730 873	771 027	450 455	468 628
	CHINA	105 350 512	108 085 612	117 561 971	104 066 047
	THAILAND	8 031 165	8 757 906	5 910 831	6 945 786
	SINGAPORE	527 796	1 357 888	210 305	577 241
	MALAYSIA	14 612 900	14 052 558	4 359 448	3 919 294
	VIET NAM	68 510	46 341	5 000	16 750
	INDIA	2 153 745	2 417 193	2 131 000	1 858 465
	INDONESIA	42 052	45 959	128 000	123 685
	TURKEY	38 680	65 429	0	0
	AUSTRALIA	80 000	187 024	20 000	40 857
	UNITED STATES	20 994	89 159	23 811	66 068
	UNITED KINGDOM	101	299	0	0
	NETHERLANDS	71 240	267 787	220 000	658 000
	FRANCE	500	16 356	2	250
	GERMANY, FED. REP. OF	446 107	411 732	110 400	95 150
	AUSTRIA	0	0	1 168	1 023
	BELGIUM	26 268	44 091	76 194	122 851
	SWITZERLAND	302	2 832	0	0
	LUXEMBOURG	20	776	2	100
	ITALY	61 088	20 159	0	0
	SPAIN	116 435	116 091	13 583	20 700
	BULGARIA	220 000	225 500	0	0
	SUB TOTAL	**170 776 279**	**178 811 539**	**168 777 186**	**156 868 116 ***
3907700000	**POLY(LACTIC ACID)**				
57439	JAPAN	600	5 468	122	1 036
	HONG KONG	0	0	1 117	17 883
	KOREA, REPUBLIC OF	450	2 819	1 007	7 863
	TAIWAN	98 354	291 620	99 000	264 922
	CHINA	0	0	226	4 366
	SINGAPORE	1	306	400	307
	UNITED STATES	1 864	25 985	113	1 930
	NETHERLANDS	0	0	27	149
	FRANCE	3 515	42 953	1 210	15 770
	SUB TOTAL	**104 784**	**369 151**	**103 222**	**314 226 ***
3907912000	**OTH POLYESTERS UNSATURATED IN CHIP FORM**				
57434	JAPAN	2	84	60	825
	HONG KONG	13	532	0	0
	KOREA, REPUBLIC OF	20	324	114 000	104 362
	TAIWAN	0	0	11 200	13 104
	CHINA	121 105	112 793	800	1 552
	THAILAND	70	528	0	0
	SINGAPORE	0	0	1 227	8 328
	NETHERLANDS	0	0	4	188
	GERMANY, FED. REP. OF	345	767	0	0
	SUB TOTAL	**121 555**	**115 028**	**127 291**	**128 359 ***

http://www.bps.go.id

HS / SITC	COMMODITY DESCRIPTION / COUNTRY OF ORIGIN	JANUARY - DECEMBER 2015		JANUARY - DECEMBER 2016	
		NET WEIGHT (KG)	CIF VALUE (US$)	NET WEIGHT (KG)	CIF VALUE (US$)
3907913000	**OTH POLYESTERS UNSATURATED IN THE FORMOF LIQUIDS OR PASTES**				
57434	JAPAN	926	15 478	5 501	26 341
	KOREA, REPUBLIC OF	4 000	12 100	207	2 800
	TAIWAN	19 954	74 324	30 302	97 520
	CHINA	111	225	16 486	73 790
	THAILAND	20 495	67 973	0	0
	SINGAPORE	52 160	123 940	24 313	66 833
	PHILIPPINES	7 590	19 833	0	0
	MALAYSIA	840 034	1 326 164	832 242	1 181 209
	VIET NAM	17 499	54 808	23 274	60 462
	INDIA	34 920	101 532	3 600	14 650
	UNITED ARAB EMIRATES	269 550	684 524	144 000	332 806
	UNITED STATES	73	2 828	1 458	17 029
	CANADA	18 153	67 594	6 949	28 980
	GERMANY, FED. REP. OF	19	36	0	0
	SPAIN	1	7	0	0
	SUB TOTAL	**1 285 485**	**2 551 366**	**1 088 332**	**1 902 420 ***
3907919000	**OTH POLYESTERS UNSATURATED IN OTH FORM**				
57434	JAPAN	405 431	1 954 396	456 205	2 477 676
	HONG KONG	11 275	61 104	2 433	2 387
	KOREA, REPUBLIC OF	44 228	135 467	22 415	41 339
	TAIWAN	1 193 494	2 353 090	1 662 003	2 535 772
	CHINA	200 032	460 380	268 859	703 708
	THAILAND	736 268	1 543 250	809 910	1 608 566
	SINGAPORE	135 065	484 532	122 783	309 963
	MALAYSIA	1 226 970	2 490 259	962 190	1 763 913
	VIET NAM	88 140	169 805	1 008	5 990
	INDIA	36 956	79 567	165 149	283 151
	SAUDI ARABIA	0	0	6 800	32 504
	UNITED ARAB EMIRATES	90 158	199 778	32 615	133 777
	QATAR	160 000	190 078	0	0
	AUSTRALIA	30 841	75 679	401	3 915
	MARSHALL ISLANDS	230	1 756	0	0
	UNITED STATES	308 160	1 049 523	359 960	1 170 358
	CANADA	3 356	66 841	1 901	54 067
	BRAZIL	2 113	68 211	0	0
	UNITED KINGDOM	10 419	101 225	15 302	123 539
	NETHERLANDS	0	0	747	4 076
	FRANCE	7 748	82 334	4 842	59 970
	GERMANY, FED. REP. OF	95 834	277 293	100 572	212 065
	AUSTRIA	3	381	0	0
	BELGIUM	1 750	15 088	1 353	9 450
	SWITZERLAND	0	0	25	111
	ITALY	134 899	513 902	112 532	393 018
	ROMANIA	0	0	6	318
	SUB TOTAL	**4 923 370**	**12 373 939**	**5 110 011**	**11 929 633 ***
3907994000	**OTH POLYESTERS SATURATED OF A KIND USEDFOR COATING, IN POWDER FORM**				
57439	JAPAN	1 909	16 445	2 369	22 799
	HONG KONG	2 092	17 208	3	33
	KOREA, REPUBLIC OF	0	0	12 646	35 640
	TAIWAN	24 525	90 801	17 526	31 829
	CHINA	337 794	805 226	867 547	1 958 297
	THAILAND	160 456	325 565	333 042	513 291
	SINGAPORE	15 653	52 243	42 908	137 868
	MALAYSIA	26 266	20 571	8 831	5 571
	VIET NAM	982 093	2 669 729	986 527	2 403 914
	INDIA	0	0	23 160	35 000
	SOUTH AFRICA	0	0	675	3 632
	UNITED STATES	0	0	98	216
	NETHERLANDS	39 000	148 050	106 925	365 073
	GERMANY, FED. REP. OF	130	1 360	100	2 531
	SWITZERLAND	0	0	22	380
	NORWAY	4 800	44 710	0	0
	SPAIN	900	4 272	1 600	9 661
	SUB TOTAL	**1 595 618**	**4 196 180**	**2 403 979**	**5 525 735 ***
3907999000	**OTH POLYESTERS SATURATED IN OTH FORM**				
57439	JAPAN	2 313 707	10 042 549	2 201 519	8 928 318

http://www.bps.go.id

HS / SITC	COMMODITY DESCRIPTION / COUNTRY OF ORIGIN	JANUARY - DECEMBER 2015		JANUARY - DECEMBER 2016	
		NET WEIGHT (KG)	CIF VALUE (US$)	NET WEIGHT (KG)	CIF VALUE (US$)
	HONG KONG	201 166	925 047	13 771	92 579
	KOREA, REPUBLIC OF	1 224 149	3 437 613	1 611 306	3 761 176
	TAIWAN	3 321 591	5 122 806	3 578 371	5 006 131
	CHINA	5 124 939	12 487 112	6 318 253	13 462 400
	THAILAND	3 606 381	11 563 390	3 852 850	11 300 269
	SINGAPORE	2 569 623	7 244 400	1 458 842	4 026 360
	PHILIPPINES	0	0	17 609	55 309
	MALAYSIA	3 156 124	8 500 833	3 412 769	8 672 978
	VIET NAM	219 250	435 325	297 644	562 885
	INDIA	536 280	1 249 494	1 520 960	2 959 888
	INDONESIA	25 986	16 247	24 000	16 095
	SAUDI ARABIA	0	0	1 250	5 615
	TURKEY	23	1 792	0	0
	UNITED ARAB EMIRATES	3 231	23 456	0	0
	AUSTRALIA	12 336	161 399	52 076	238 008
	UNITED STATES	108 016	479 739	44 962	236 126
	CANADA	50	158	1 000	13 502
	BRAZIL	1 244	4 574	1 126	5 648
	UNITED KINGDOM	13 692	67 204	30 695	81 954
	NETHERLANDS	93 548	292 176	72 922	227 516
	FRANCE	1 431	11 111	1 802	15 513
	GERMANY, FED. REP. OF	81 556	426 053	234 765	1 297 528
	AUSTRIA	1	93	1 202	6 565
	BELGIUM	29 581	114 999	12 785	76 366
	SWITZERLAND	55	732	200	1 792
	LUXEMBOURG	75	790	0	0
	NORWAY	0	0	4 800	43 769
	ITALY	51 680	179 184	175 338	559 878
	SPAIN	19 321	66 418	51 331	163 191
	HUNGARY	25	1	0	0
	SLOVENIA	0	0	3	252
	SUB TOTAL	**22 715 061**	**62 854 695**	**24 994 151**	**61 817 611 ***
3908101000	**POLYAMIDES IN PRIMARY FORMS, POLYAMIDE-6**				
57531	JAPAN	617 137	5 948 948	1 155 966	8 948 721
	HONG KONG	1 080	11 127	22 194	67 264
	KOREA, REPUBLIC OF	2 112 058	6 007 439	2 817 423	6 804 315
	TAIWAN	9 461 955	19 750 143	12 340 292	20 780 887
	CHINA	3 360 413	7 563 045	6 907 465	12 274 523
	THAILAND	9 859 530	20 982 910	10 610 357	19 222 025
	SINGAPORE	796 905	2 676 695	757 895	2 612 272
	PHILIPPINES	130	8 325	36	2 890
	MALAYSIA	1 275 433	4 421 937	1 787 646	5 345 802
	INDIA	309 275	1 383 335	313 736	1 362 098
	INDONESIA	0	0	1 371	7 796
	TURKEY	199 947	591 843	0	0
	UNITED STATES	26 940 388	56 890 426	27 095 501	47 077 200
	NETHERLANDS	20 000	42 000	33 750	53 413
	FRANCE	200	3 840	1 700	32 220
	GERMANY, FED. REP. OF	845 675	2 121 890	390 375	830 098
	BELGIUM	1 782 591	3 473 046	1 562 475	2 796 404
	SWITZERLAND	600	14 060	0	0
	ITALY	0	0	3 250	19 584
	POLAND	0	0	100	735
	BELARUS	299 998	572 400	140 000	205 900
	LITHUANIA	20 000	39 000	20 000	31 000
	RUSSIA FEDERATION	25 000	51 250	0	0
	SUB TOTAL	**57 928 315**	**132 553 659**	**65 961 532**	**128 475 147 ***
3908109000	**POLYAMIDES IN PRIMARY FORMS, POLYAMIDE-11,-12,-6,6,-6,9,-6,10 OR -6,12**				
57531	JAPAN	2 786 081	12 293 575	3 342 984	14 542 350
	HONG KONG	15 200	124 631	20 600	151 005
	KOREA, REPUBLIC OF	712 619	2 351 702	721 861	2 245 819
	TAIWAN	2 255 023	5 276 341	2 031 515	4 172 792
	CHINA	1 522 143	5 999 342	1 455 847	5 638 088
	THAILAND	2 056 087	8 159 328	1 990 539	7 574 055
	SINGAPORE	331 701	1 120 841	238 106	657 851
	MALAYSIA	825 639	2 717 374	848 767	2 528 938
	VIET NAM	100	1 980	50 000	106 160
	INDIA	116 650	293 717	152 450	350 771
	TURKEY	58	883	10 284	23 921

http://www.bps.go.id

HS / SITC	COMMODITY DESCRIPTION / COUNTRY OF ORIGIN	JANUARY - DECEMBER 2015		JANUARY - DECEMBER 2016	
		NET WEIGHT (KG)	CIF VALUE (US$)	NET WEIGHT (KG)	CIF VALUE (US$)
	UNITED ARAB EMIRATES	0	0	600	2 302
	AUSTRALIA	550	6 588	0	0
	UNITED STATES	1 825 671	4 222 086	2 113 025	4 464 737
	CANADA	0	0	91 175	249 893
	MEXICO	45 988	45 061	25 035	20 902
	NETHERLANDS	0	0	1 000	9 305
	FRANCE	7 199	118 234	8 291	117 314
	GERMANY, FED. REP. OF	662 404	2 009 339	370 728	2 091 272
	BELGIUM	1 241 998	2 321 370	1 008 000	1 566 090
	SWITZERLAND	8 220	206 711	257	5 781
	ITALY	33 003	113 367	11 150	73 752
	BELARUS	0	0	60 051	89 356
	LITHUANIA	40 000	68 000	40 000	60 000
	SUB TOTAL	**14 486 334**	**47 450 470**	**14 592 265**	**46 742 454 ***
3908900000	**OTH POLYAMIDES, OTH THAN POLYAMIDE -6,-11,-12,-6,6,-6,9,-6,10 OR -6,12**				
57539	JAPAN	436 235	3 989 548	328 744	3 740 840
	HONG KONG	15 000	135 750	71 468	978 263
	KOREA, REPUBLIC OF	658 920	1 330 119	823 371	1 454 061
	TAIWAN	407 287	1 277 517	453 659	1 434 918
	CHINA	669 744	2 136 199	730 900	2 623 096
	THAILAND	287 870	1 110 172	426 857	1 642 598
	SINGAPORE	1 453 106	4 930 237	1 318 584	4 028 621
	MALAYSIA	6 771	25 243	21 605	50 356
	VIET NAM	0	0	10 000	134 300
	INDIA	45 846	136 598	31 950	91 707
	UNITED STATES	215 624	688 616	150 379	764 771
	UNITED KINGDOM	1 000	6 719	1 448	7 463
	NETHERLANDS	5 605	32 670	11 399	58 046
	FRANCE	32 435	205 961	15 725	304 733
	GERMANY, FED. REP. OF	32 978	166 277	31 629	163 587
	SWITZERLAND	265 637	1 686 979	363 400	2 447 511
	NORWAY	0	0	2 976	8 426
	SWEDEN	0	0	200	1 519
	ITALY	103 058	325 828	328 338	1 055 409
	SPAIN	1	204	0	0
	SUB TOTAL	**4 637 117**	**18 184 637**	**5 122 632**	**20 990 225 ***
3909101000	**UREA RESINS, THIOUREA RESINS IN MOULDING COMPOUNDS**				
57541	JAPAN	107 327	258 614	90 381	298 299
	HONG KONG	0	0	15	253
	KOREA, REPUBLIC OF	2 614 113	7 389 858	262 240	932 282
	TAIWAN	795 110	1 509 176	518 257	844 075
	CHINA	861 915	558 063	1 497 558	1 003 222
	THAILAND	104 799	120 010	83 214	103 956
	SINGAPORE	260 504	3 577 659	288 748	3 593 166
	MALAYSIA	75 682	839 493	60 519	489 314
	VIET NAM	33 000	69 998	39 650	57 359
	TURKEY	25	13	0	0
	AUSTRALIA	300	345	0	0
	UNITED STATES	2 803	13 884	4 018	23 503
	UNITED KINGDOM	73 875	116 213	374 975	562 463
	FRANCE	400	2 760	63	1 100
	GERMANY, FED. REP. OF	3	35	0	0
	SWEDEN	1 893 675	2 817 424	1 440 000	2 147 936
	ITALY	37 626	71 097	6 502	39 961
	SPAIN	810 100	1 295 401	655 350	996 942
	UKRAINE	5	24	0	0
	SUB TOTAL	**7 671 262**	**18 640 067**	**5 321 490**	**11 093 831 ***
3909109000	**OTHER UREA RESINS; THIOUREA RESINS**				
57541	JAPAN	8 856	90 826	5 789	56 238
	HONG KONG	5 893	79 542	92 321	122 072
	KOREA, REPUBLIC OF	165 168	626 871	267 977	753 666
	TAIWAN	712 504	766 371	318 853	303 589
	CHINA	770 014	587 382	414 609	672 726
	THAILAND	555 959	1 048 646	227 500	404 455
	SINGAPORE	1 430 429	1 272 551	1 292 234	1 079 622
	MALAYSIA	8 801 959	3 515 751	7 459 868	2 628 883
	VIET NAM	5 602	8 093	269	1 987

http://www.bps.go.id

HS / SITC	COMMODITY DESCRIPTION / COUNTRY OF ORIGIN	JANUARY - DECEMBER 2015		JANUARY - DECEMBER 2016	
		NET WEIGHT (KG)	CIF VALUE (US$)	NET WEIGHT (KG)	CIF VALUE (US$)
	INDIA	5 000	7 662	7 360	15 472
	SAUDI ARABIA	143 405	226 651	74 725	115 875
	UNITED STATES	32 302	89 793	44 021	154 339
	BRAZIL	2	4	0	0
	UNITED KINGDOM	501	1 298	0	0
	NETHERLANDS	12	38	0	0
	GERMANY, FED. REP. OF	61 590	322 492	54 847	280 393
	BELGIUM	0	0	140 000	329 000
	NORWAY	12 590	20 190	3 369	11 894
	SWEDEN	22 981	53 240	17 829	37 268
	ITALY	45 799	58 994	185 507	268 231
	SUB TOTAL	**12 780 566**	**8 776 395**	**10 607 078**	**7 235 710 ***
3909201000	**MELAMINE RESINS IN MOULDING COMPOUNDS**				
57542	JAPAN	725 395	914 089	1 041 346	1 312 291
	KOREA, REPUBLIC OF	13 132	87 300	4 666	46 747
	TAIWAN	2	2	100 000	110 000
	CHINA	23 150	56 862	345 552	376 636
	THAILAND	884 110	1 663 943	1 844 794	3 185 625
	SINGAPORE	678 306	1 209 088	741 160	1 267 690
	MALAYSIA	19 957	44 670	17 340	98 744
	VIET NAM	569 600	669 560	161 600	155 712
	AUSTRALIA	11 925	43 095	9 748	35 082
	UNITED STATES	2 350	7 603	1 105	8 148
	GERMANY, FED. REP. OF	120	300	122 002	157 461
	SLOVENIA	6 300	6 137	0	0
	SUB TOTAL	**2 934 347**	**4 702 649**	**4 389 313**	**6 754 136 ***
3909209000	**OTHER MELAMINE RESINS, EXCEPT IN MOULDING COMPOUNDS**				
57542	JAPAN	63 455	419 791	83 076	523 609
	KOREA, REPUBLIC OF	617 071	2 488 358	531 485	2 201 859
	TAIWAN	209 025	339 013	216 987	334 481
	CHINA	230 681	264 031	148 620	245 205
	THAILAND	1 122 365	2 742 827	1 531 477	3 472 925
	SINGAPORE	121 473	414 211	14 227	111 453
	PHILIPPINES	19 021	34 173	0	0
	MALAYSIA	48 157	74 567	831	2 160
	INDIA	130 035	276 209	83 600	158 952
	SOUTH AFRICA	0	0	3 150	4 725
	UNITED STATES	30 384	106 978	11 878	21 687
	NETHERLANDS	107 015	215 558	20 000	40 329
	FRANCE	0	0	1 413	20 604
	GERMANY, FED. REP. OF	92 068	415 206	91 186	415 085
	AUSTRIA	1	25	0	0
	NORWAY	2 013	9 136	9 021	47 261
	ITALY	79 060	193 608	77 000	183 274
	SUB TOTAL	**2 871 824**	**7 993 691**	**2 823 951**	**7 783 609 ***
3909301000	**OTH AMINO-RESINS IN MOULDING COMPOUND**				
57543	JAPAN	958 068	1 763 443	1 754 555	2 982 307
	HONG KONG	196 050	571 052	242 120	691 247
	KOREA, REPUBLIC OF	1 362 628	2 682 225	1 250 560	1 902 495
	TAIWAN	0	0	284 000	683 154
	CHINA	2 636 188	4 138 595	3 094 458	4 429 444
	THAILAND	40 005	63 550	253 813	411 820
	SINGAPORE	89 434	196 614	10 390	36 204
	MALAYSIA	41 000	90 071	50 103	115 887
	UNITED STATES	0	0	580 000	689 940
	UNITED KINGDOM	0	0	9 264	21 983
	NETHERLANDS	0	0	1	623
	GERMANY, FED. REP. OF	7 000	40 600	17 001	73 954
	ITALY	0	0	2 003	11 998
	SUB TOTAL	**5 330 373**	**9 546 150**	**7 548 268**	**12 051 056 ***
3909309100	**GLYOXAL MONOUREIN RESIN, EXCEPT IN MOULDING COMPOUNDS**				
57543	JAPAN	322	2 736	0	0
	KOREA, REPUBLIC OF	809 474	1 821 987	815 853	1 902 784
	TAIWAN	0	0	4	40
	CHINA	39 315	41 856	12 551	19 716

http://www.bps.go.id

HS / SITC	COMMODITY DESCRIPTION / COUNTRY OF ORIGIN	JANUARY - DECEMBER 2015		JANUARY - DECEMBER 2016	
		NET WEIGHT (KG)	CIF VALUE (US$)	NET WEIGHT (KG)	CIF VALUE (US$)
	THAILAND	204	529	275	2 569
	SINGAPORE	39 904	87 325	60 613	126 025
	MALAYSIA	61 092	97 296	0	0
	VIET NAM	0	0	3 000	8 055
	INDIA	2 000	7 400	0	0
	UNITED STATES	0	0	5	267
	UNITED KINGDOM	1 332	19 105	0	0
	FRANCE	1 905	12 937	3 845	41 232
	GERMANY, FED. REP. OF	300	2 574	0	0
	BELGIUM	0	0	7 784	50 304
	KYRGYZSTAN	3 000	9 330	0	0
	SUB TOTAL	**958 848**	**2 103 075**	**903 930**	**2 150 992 ***
3909309900	**OTH AMINO-RESINS, NOT GLYOXAL MONOUREIN RESIN, NOT IN MOULDING COMPOUNDS**				
57543	JAPAN	229 835	1 058 860	259 571	1 296 203
	HONG KONG	20 454	47 679	2 138	9 629
	KOREA, DEM. PEOPLE'S REP.	80 000	185 860	0	0
	KOREA, REPUBLIC OF	935 606	1 774 726	1 232 718	2 450 304
	TAIWAN	717 126	1 298 520	355 906	1 074 645
	CHINA	5 113 274	9 181 781	6 866 979	10 098 684
	THAILAND	886 123	2 202 807	446 526	1 163 376
	SINGAPORE	230 266	694 786	176 833	514 951
	PHILIPPINES	0	0	454	3 188
	MALAYSIA	496 325	2 253 642	345 102	1 371 369
	VIET NAM	12 160	19 952	144	993
	INDIA	52 063	45 089	227	4 568
	TURKEY	2	977	0	0
	UNITED ARAB EMIRATES	100	505	0	0
	AUSTRALIA	52	570	60 184	76 413
	NEW ZEALAND	0	0	275	1 830
	UNITED STATES	999 810	2 025 134	1 135 155	1 602 290
	ARGENTINA	0	0	45	424
	UNITED KINGDOM	9 955	55 145	8 016	42 247
	NETHERLANDS	7 266	40 154	149 665	189 086
	FRANCE	26	12	285 550	771 842
	GERMANY, FED. REP. OF	27 903	174 725	158 680	251 463
	AUSTRIA	249	3 540	260	2 253
	BELGIUM	50	524	26	207
	DENMARK	0	0	5 548	17 726
	NORWAY	11 441	52 435	9 681	44 370
	FINLAND	112	2 296	280	5 386
	ITALY	8 017	34 822	22 303	104 631
	SPAIN	68	1 436	0	0
	HUNGARY	1 043	9 022	0	0
	ROMANIA	22	1 032	0	0
	SUB TOTAL	**9 839 348**	**21 166 031**	**11 522 266**	**21 098 078 ***
3909401000	**PHENOLIC RESINS IN MOULDING COMPOUND OTH THAN PHENOL FORMALDEHYDE**				
57544	JAPAN	612 091	4 027 800	784 981	5 470 875
	HONG KONG	1	6	0	0
	KOREA, REPUBLIC OF	532 311	2 737 233	519 611	1 633 456
	TAIWAN	567 968	2 347 145	895 781	3 616 041
	CHINA	2 969 228	3 994 974	3 140 211	3 914 889
	THAILAND	4 410	16 377	49 806	102 009
	SINGAPORE	596 475	2 238 322	658 418	2 489 159
	MALAYSIA	2 000	8 499	4 236	12 106
	INDIA	77 225	127 583	128 340	171 419
	SOUTH AFRICA	65 135	91 589	156 925	217 204
	UNITED STATES	108 866	455 909	179 043	1 203 840
	MEXICO	6 300	31 479	3 360	14 536
	BRAZIL	0	0	35 100	157 170
	UNITED KINGDOM	6 400	28 800	36 600	199 554
	FRANCE	55 108	284 568	65 206	335 430
	GERMANY, FED. REP. OF	206 238	728 649	153 722	595 480
	AUSTRIA	460	5 255	540	7 639
	BELGIUM	196 000	445 400	255 450	505 438
	ITALY	8 000	25 395	5 000	16 341
	POLAND	0	0	4	245
	SUB TOTAL	**6 014 216**	**17 594 983**	**7 072 334**	**20 662 831 ***

http://www.bps.go.id

HS / SITC	COMMODITY DESCRIPTION / COUNTRY OF ORIGIN	JANUARY - DECEMBER 2015		JANUARY - DECEMBER 2016	
		NET WEIGHT (KG)	CIF VALUE (US$)	NET WEIGHT (KG)	CIF VALUE (US$)
3909409000	**OTHER PHENOLIC RESINS, NOT IN MOULDING COMPOUNDS**				
57544	JAPAN	876 285	4 640 315	955 010	5 233 182
	HONG KONG	0	0	63	252
	KOREA, REPUBLIC OF	303 618	989 500	370 660	1 059 392
	TAIWAN	39 490	244 797	64 476	320 080
	CHINA	3 722 540	7 735 499	4 211 882	8 053 110
	THAILAND	64 337	621 209	53 405	706 825
	SINGAPORE	425 168	423 594	219 152	207 941
	MALAYSIA	185 948	146 736	241 000	163 965
	VIET NAM	0	0	13 550	19 316
	INDIA	76 014	2 238 238	46 827	1 261 876
	SOUTH AFRICA	55 127	74 972	51 750	70 380
	NEW ZEALAND	675	11 649	0	0
	UNITED STATES	596 111	1 755 171	655 234	1 861 522
	BRAZIL	9 200	14 100	4 800	7 392
	UNITED KINGDOM	18 277	57 538	1 910	8 227
	FRANCE	5 254	25 846	5 115	26 480
	GERMANY, FED. REP. OF	219 287	1 557 903	261 299	4 548 263
	BELGIUM	200 000	380 000	0	0
	ITALY	6 400	19 520	3 020	9 689
	SPAIN	12 000	55 897	6 000	28 990
	SUB TOTAL	**6 815 731**	**20 992 484**	**7 165 153**	**23 586 882 ***
3909500000	**POLYURETHANES**				
57545	JAPAN	2 932 506	7 823 458	2 635 028	8 187 888
	HONG KONG	51 616	436 108	68 204	417 042
	KOREA, REPUBLIC OF	4 596 903	15 255 733	5 346 035	19 099 237
	TAIWAN	6 855 459	23 172 013	7 601 852	25 055 445
	CHINA	6 717 180	22 545 426	9 217 257	29 652 073
	THAILAND	1 731 441	5 365 382	1 704 940	5 042 619
	SINGAPORE	2 614 482	7 926 440	3 524 077	9 509 659
	MALAYSIA	2 109 215	8 673 138	2 843 871	10 313 329
	VIET NAM	1 337 947	5 443 382	38 369	190 605
	INDIA	2 066 137	5 687 693	2 636 839	6 350 000
	INDONESIA	0	0	844	3 201
	IRAN (ISLAMIC REPUBLIC OF)	0	0	244	8 097
	TURKEY	25	25	70	1 082
	UNITED ARAB EMIRATES	0	0	2 629	11 392
	AUSTRALIA	136 835	631 343	182 064	990 851
	UNITED STATES	573 547	2 234 573	587 445	2 073 531
	CANADA	6 686	64 654	8 377	73 158
	MEXICO	60	227	0	0
	ECUADOR	84	2 707	77	2 339
	UNITED KINGDOM	43 897	361 578	31 423	176 404
	NETHERLANDS	580 685	2 552 399	250 852	1 076 748
	FRANCE	61 437	713 712	39 615	175 318
	GERMANY, FED. REP. OF	1 227 411	4 397 282	2 095 098	6 069 542
	AUSTRIA	28 000	108 977	16	343
	BELGIUM	53 148	306 667	38 668	173 374
	SWITZERLAND	51 402	193 582	12 940	84 649
	MONACO	113	2 430	0	0
	DENMARK	2 379	7 194	0	0
	SWEDEN	225	2 250	600	6 008
	FINLAND	0	0	15	515
	IRELAND	400	13 532	128	2 330
	ITALY	661 188	2 542 605	743 611	2 821 834
	SPAIN	365 157	1 961 397	255 609	1 209 148
	GREECE	0	0	35 572	115 644
	KYRGYZSTAN	9 615	37 491	1 200	2 232
	LATVIA	0	0	48	695
	ESTONIA	0	0	500	5 515
	SUB TOTAL	**34 815 180**	**118 463 398**	**39 904 117**	**128 901 847 ***
3910002000	**SILICONES IN DISPERSIONS OR IN SOLUTIONS**				
57593	JAPAN	232 013	2 407 565	257 980	2 350 698
	HONG KONG	105	3 516	242	11 520
	KOREA, REPUBLIC OF	344 097	1 774 655	1 779 527	5 067 965
	TAIWAN	66 649	395 544	42 555	269 125
	CHINA	3 090 073	8 816 721	1 401 023	4 696 688
	THAILAND	88 995	506 186	425 256	1 588 773
	SINGAPORE	144 795	1 093 521	126 003	866 641

http://www.bps.go.id

HS / SITC	COMMODITY DESCRIPTION / COUNTRY OF ORIGIN	JANUARY - DECEMBER 2015		JANUARY - DECEMBER 2016	
		NET WEIGHT (KG)	CIF VALUE (US$)	NET WEIGHT (KG)	CIF VALUE (US$)
	MALAYSIA	261 416	803 784	432 309	1 050 161
	VIET NAM	403	4 618	0	0
	INDIA	731 300	1 607 027	1 628 839	3 434 903
	INDONESIA	2 280	4 527	360	5 099
	AUSTRALIA	15 800	48 094	17 001	68 627
	UNITED STATES	1 470 758	9 212 486	1 724 634	9 629 661
	CANADA	1 600	15 040	1 600	15 040
	BRAZIL	0	0	60	2 300
	BELIZE	0	0	114	2 300
	UNITED KINGDOM	255 434	918 755	245 116	1 086 804
	NETHERLANDS	17 940	97 108	4 520	41 338
	FRANCE	186 968	635 817	180 781	584 841
	GERMANY, FED. REP. OF	1 094 261	6 113 714	1 000 068	4 802 710
	BELGIUM	231 026	551 728	62 520	147 944
	SWITZERLAND	99	589	0	0
	DENMARK	15 300	47 393	0	0
	IRELAND	12 750	75 252	21 500	71 742
	ITALY	5 485	42 571	5 531	44 840
	SPAIN	25 250	126 675	17 632	88 736
	GEORGIA	17	1 098	0	0
	SUB TOTAL	**8 294 814**	**35 303 984**	**9 375 171**	**35 928 456 ***
3910009000	**SILICONES NOT IN DISPERSIONS OR IN SOLUTIONS**				
57593	JAPAN	1 030 430	8 669 285	1 091 105	8 581 257
	HONG KONG	41 858	307 733	32 456	316 521
	KOREA, REPUBLIC OF	581 091	2 466 485	597 248	2 726 445
	TAIWAN	33 630	327 712	64 163	359 768
	CHINA	3 041 901	9 892 588	4 113 727	14 176 171
	THAILAND	2 116 324	6 877 573	2 621 583	7 752 691
	SINGAPORE	85 743	559 740	136 896	779 753
	PHILIPPINES	200	1 449	80	892
	MALAYSIA	93 879	302 093	45 147	182 616
	VIET NAM	2 162	27 633	7 095	106 868
	INDIA	506 312	1 548 733	625 942	1 865 259
	SRI LANKA	0	0	10	701
	UNITED ARAB EMIRATES	1 042	7 862	160	1 789
	EGYPT	251	3 105	1 350	15 205
	SOUTH AFRICA	0	0	78	1 587
	AUSTRALIA	144	1 759	2	154
	NEW ZEALAND	0	0	200	2 830
	UNITED STATES	272 329	2 253 073	623 777	4 056 421
	CANADA	1 320	18 537	855	9 613
	MEXICO	0	0	404	5 217
	UNITED KINGDOM	281 701	935 658	151 204	562 590
	NETHERLANDS	175 403	508 824	80 922	266 973
	FRANCE	17 536	127 830	20 069	172 136
	GERMANY, FED. REP. OF	875 737	7 529 932	1 251 487	6 242 412
	AUSTRIA	273	2 443	310	6 670
	BELGIUM	8 487	117 166	61 092	285 341
	SWITZERLAND	73 944	628 842	37 805	302 400
	DENMARK	0	0	26	1 995
	NORWAY	0	0	1	123
	SWEDEN	1	184	54	849
	ITALY	13 175	69 740	18 288	111 526
	SPAIN	104	1 024	3 275	29 470
	UKRAINE	2 890	45 000	0	0
	SUB TOTAL	**9 257 867**	**43 232 003**	**11 586 811**	**48 924 243 ***
3911100010	**PETROLEUM,COUMARONE,INDENE/COUMARONE-INDENE&POLYTERPANES IN LIQUID/PASTES**				
57596	JAPAN	171 682	469 560	132 045	251 187
	KOREA, REPUBLIC OF	464 706	1 545 292	485 987	1 456 299
	TAIWAN	874 067	1 200 743	863 380	983 591
	CHINA	312 729	650 827	422 745	1 048 994
	THAILAND	5 300	24 578	30 340	154 837
	SINGAPORE	553 559	2 752 740	73 277	363 366
	MALAYSIA	91 778	244 893	23 014	75 325
	INDIA	17 200	82 560	51 600	247 680
	UNITED STATES	40 177	179 740	120 530	565 769
	CANADA	12	1 012	121	2 610
	MEXICO	650	5 960	0	0
	FRANCE	273 494	1 532 674	238 916	1 318 285

http://www.bps.go.id

HS / SITC	COMMODITY DESCRIPTION / COUNTRY OF ORIGIN	JANUARY - DECEMBER 2015		JANUARY - DECEMBER 2016	
		NET WEIGHT (KG)	CIF VALUE (US$)	NET WEIGHT (KG)	CIF VALUE (US$)
	GERMANY, FED. REP. OF	230	2 061	312	2 750
	ITALY	0	0	55 491	149 382
	SUB TOTAL	**2 805 584**	**8 692 640**	**2 497 758**	**6 620 075 ***
3911100090	**PETROLEUM,COUMARONE,INDENE/COUMARONE-INDENE&POLYTERPANES NOT IN LIQUID/PASTE**				
57596	JAPAN	5 183 510	14 480 967	6 040 296	15 192 700
	HONG KONG	0	0	34 000	52 360
	KOREA, REPUBLIC OF	7 558 057	21 242 740	7 893 942	18 464 967
	TAIWAN	2 689 743	4 173 211	2 616 044	4 396 010
	CHINA	8 246 544	14 712 652	9 501 228	14 322 595
	THAILAND	1 599 239	4 184 807	1 668 174	3 615 518
	SINGAPORE	1 315 367	1 604 830	2 166 131	2 285 227
	PHILIPPINES	3 485	9 958	0	0
	MALAYSIA	263 564	2 436 515	320 977	2 514 322
	INDIA	8 300	10 000	48 073	138 559
	INDONESIA	468 000	416 830	0	0
	AUSTRALIA	10 339	22 987	5 000	5 800
	UNITED STATES	597 003	1 891 238	1 999 800	5 745 939
	CANADA	8	492	25	347
	UNITED KINGDOM	52 227	299 119	12 420	72 088
	NETHERLANDS	1 384 675	4 385 890	1 099 925	2 866 068
	FRANCE	5 016 786	1 826 645	468 525	1 350 586
	GERMANY, FED. REP. OF	1 589 538	5 418 640	1 412 204	4 450 297
	BELGIUM	35 850	82 083	200	1 164
	SWITZERLAND	0	0	17 000	19 890
	ITALY	0	0	1 000	5 906
	SPAIN	1 440	5 574	0	0
	SUB TOTAL	**36 023 675**	**77 205 178**	**35 304 964**	**75 500 343 ***
3911900000	**POLYSULPHIDES, POLYSULPHONES AND OTHPRODUCT SPECIFIED IN NOTE 3 TO THIS CHA**				
57596	JAPAN	2 143 944	5 428 602	3 355 944	7 446 420
	HONG KONG	604 526	1 300 309	77 317	364 722
	KOREA, REPUBLIC OF	194 697	472 042	184 272	431 622
	TAIWAN	120 802	325 774	171 255	420 757
	CHINA	2 305 390	6 895 855	1 898 851	4 306 236
	THAILAND	11 795	55 703	0	0
	SINGAPORE	727 878	2 804 235	555 088	1 609 968
	MALAYSIA	43 416	218 687	146 199	477 764
	INDIA	258 437	615 090	183 148	375 480
	INDONESIA	31 080	29 426	360	264
	SOUTH AFRICA	81 360	127 181	63 080	101 435
	AUSTRALIA	40 000	129 634	205 180	571 644
	UNITED STATES	1 127 290	3 195 862	794 899	1 895 391
	MEXICO	1 200	5 484	0	0
	UNITED KINGDOM	22 400	199 213	225	10 907
	NETHERLANDS	530 127	973 275	952 325	1 812 802
	FRANCE	41 400	167 719	163 850	690 895
	GERMANY, FED. REP. OF	470 478	1 970 009	387 241	1 578 202
	BELGIUM	2 317	7 396	50	314
	SWITZERLAND	502	12 041	42 530	91 092
	FINLAND	18 400	37 904	0	0
	SPAIN	1 539	13 021	0	0
	KYRGYZSTAN	36	396	0	0
	SUB TOTAL	**8 779 014**	**24 984 858**	**9 181 814**	**22 185 915 ***
3912110000	**CELLULOSE ACETATES NON-PLASTICISED**				
57551	JAPAN	0	0	43	574
	HONG KONG	12 862	70 730	14 728	91 602
	KOREA, REPUBLIC OF	3 959	34 338	615	5 141
	CHINA	134	1 012	410	2 205
	SINGAPORE	926	9 927	1	50
	VIET NAM	0	0	2 248	10 094
	FRANCE	0	0	13	460
	GERMANY, FED. REP. OF	75 535	181 958	107 760	267 159
	SUB TOTAL	**93 416**	**297 965**	**125 818**	**377 285 ***
3912120000	**CELLULOSE ACETATES PLASTICISED**				
57552	JAPAN	216	4 078	227	4 281
	HONG KONG	1	20	275	1 450

http://www.bps.go.id

HS / SITC	COMMODITY DESCRIPTION / COUNTRY OF ORIGIN	JANUARY - DECEMBER 2015		JANUARY - DECEMBER 2016	
		NET WEIGHT (KG)	CIF VALUE (US$)	NET WEIGHT (KG)	CIF VALUE (US$)
	KOREA, REPUBLIC OF	11 000	71 500	25 500	222 750
	TAIWAN	35 580	208 452	19 574	169 790
	CHINA	8 401	131 035	457	6 812
	THAILAND	0	0	37	130
	SINGAPORE	31	534	226	733
	PHILIPPINES	500	1 803	1 200	3 857
	MALAYSIA	0	0	133	10 093
	INDIA	0	0	427	3 399
	UNITED STATES	155 876	891 193	136 097	628 458
	UNITED KINGDOM	30	810	0	0
	FRANCE	974	70 704	507	18 086
	GERMANY, FED. REP. OF	1 977	21 449	2 465	27 747
	SWITZERLAND	277	2 700	0	0
	ITALY	820	21 269	10	2 540
	SUB TOTAL	**215 683**	**1 425 547**	**187 135**	**1 100 126 ***
3912201100	**WATER-BASED SEMI-FINISHED NITROCELLULOSE; INCLUDING COLLODIONS; NON PLASTICISED**				
57553	MALAYSIA	3 767	22 008	2 471	17 119
	SUB TOTAL	**3 767**	**22 008**	**2 471**	**17 119 ***
3912201900	**OTH CELLULOSE NITRATES; INCLUDING COLLODIONS; NON PLASTICISED**				
57553	KOREA, REPUBLIC OF	134 400	424 480	96 470	273 519
	TAIWAN	431 843	1 080 036	566 400	1 320 480
	CHINA	2 670 294	6 358 087	2 243 940	5 218 829
	THAILAND	720 841	1 983 641	923 577	2 292 372
	UNITED STATES	7	3 586	14	5 279
	BRAZIL	383 198	1 021 744	155 200	352 160
	GERMANY, FED. REP. OF	24 192	77 172	84 096	254 673
	SUB TOTAL	**4 364 775**	**10 948 746**	**4 069 697**	**9 717 312 ***
3912202000	**CELLULOSE NITRATES; INCLUDING COLLODIONS; PLASTICISED**				
57553	KOREA, REPUBLIC OF	91	205	0	0
	SUB TOTAL	**91**	**205**	**0**	**0 ***
3912310000	**CARBOXYMETHYLCELLULOSE & ITS SALTS**				
57554	JAPAN	454 462	3 025 080	478 631	2 993 839
	HONG KONG	0	0	2	219
	KOREA, REPUBLIC OF	0	0	62 807	147 176
	TAIWAN	1 700	14 705	47	370
	CHINA	3 221 930	9 763 527	2 291 183	6 758 623
	THAILAND	15 750	28 665	0	0
	SINGAPORE	29 816	86 442	47 933	135 966
	MALAYSIA	2 625	11 285	5 586	15 081
	INDIA	281 398	770 992	182 825	425 761
	TURKEY	220 098	187 030	240 000	193 000
	AUSTRALIA	0	0	10 822	53 196
	UNITED STATES	107 482	484 075	52 986	301 843
	COLOMBIA	313 400	844 809	339 025	1 095 977
	UNITED KINGDOM	2 476	8 841	2 000	36 314
	NETHERLANDS	55 475	261 780	38 080	195 390
	FRANCE	378 205	1 986 457	419 240	2 061 474
	GERMANY, FED. REP. OF	41 981	303 879	86 500	328 475
	AUSTRIA	35 000	261 100	0	0
	BELGIUM	1 332	8 404	5 071	45 668
	SWITZERLAND	8 000	25 615	1 000	9 270
	FINLAND	432 300	1 219 481	506 120	1 252 430
	IRELAND	34 000	544 345	29 300	433 828
	ITALY	149 950	492 352	203 007	616 586
	SPAIN	0	0	1 000	697
	SUB TOTAL	**5 787 380**	**20 328 864**	**5 003 165**	**17 101 183 ***
3912390000	**OTH CELLULOSE ETHERS, NOT CARBOXYMETHYLCELLULOSE & ITS SALTS**				
57554	JAPAN	192 513	3 106 403	175 695	2 973 189
	KOREA, REPUBLIC OF	680 629	3 598 282	550 383	2 724 784
	TAIWAN	28 704	81 676	0	0
	CHINA	2 359 447	8 972 413	2 245 925	8 117 117
	THAILAND	12	294	0	0
	SINGAPORE	62 410	1 835 284	69 980	1 371 010

http://www.bps.go.id

HS / SITC	COMMODITY DESCRIPTION / COUNTRY OF ORIGIN	JANUARY - DECEMBER 2015		JANUARY - DECEMBER 2016	
		NET WEIGHT (KG)	CIF VALUE (US$)	NET WEIGHT (KG)	CIF VALUE (US$)
	MALAYSIA	0	0	1 996	5 969
	VIET NAM	0	0	31	36
	INDIA	854	15 265	13 304	70 722
	AUSTRALIA	86	752	182	1 471
	UNITED STATES	315 239	2 988 262	261 755	2 699 653
	CANADA	0	0	7 258	95 075
	CHILE	0	0	16	206
	UNITED KINGDOM	110	408	1	13
	NETHERLANDS	503 224	3 408 834	666 053	4 642 683
	FRANCE	1 605	17 280	1 893	17 711
	GERMANY, FED. REP. OF	1 449 982	7 421 952	1 685 576	8 119 394
	BELGIUM	113 824	798 345	182 131	1 244 573
	SWITZERLAND	384 711	2 137 330	138 234	749 322
	SWEDEN	50 950	255 605	253 300	1 346 782
	FINLAND	14 000	47 040	0	0
	IRELAND	45	3 151	0	0
	ITALY	30 075	102 272	43 500	144 648
	BULGARIA	1 600	11 488	0	0
	CZECH REPUBLIC	0	0	2 000	5 964
	SUB TOTAL	**6 190 020**	**34 802 336**	**6 299 213**	**34 330 322 ***
3912902000	**OTHER CELLULOSE AND ITS CHEMICAL DERIVATIVES,IN THE FORM OF GRANULES**				
57559	JAPAN	82 725	438 828	83 522	454 721
	KOREA, REPUBLIC OF	3 442	16 575	669	4 590
	CHINA	78 255	264 248	93 241	284 155
	SINGAPORE	50	177	29	373
	VIET NAM	2 946	11 503	0	0
	INDIA	30 156	76 233	46 000	97 080
	UNITED STATES	1 421 109	1 752 952	829 075	970 900
	UNITED KINGDOM	13 608	12 772	0	0
	GERMANY, FED. REP. OF	7	176	46	1 939
	SUB TOTAL	**1 632 298**	**2 573 464**	**1 052 582**	**1 813 758 ***
3912909000	**OTHER CELLULOSE AND ITS CHEMICAL DERIVATIVES IN OTHER FORM**				
57559	JAPAN	21 784	274 680	15 236	321 162
	HONG KONG	4 011	16 507	0	0
	KOREA, REPUBLIC OF	67 202	887 324	81 136	1 039 772
	TAIWAN	218 942	707 264	211 130	683 075
	CHINA	90 813	283 115	50 985	217 845
	THAILAND	0	0	13 500	138 240
	SINGAPORE	2 398	5 508	3 001	9 053
	PHILIPPINES	786 150	9 863 106	941 652	11 881 674
	MALAYSIA	1 500	3 324	3 303	1 662
	INDIA	650 500	1 606 567	727 838	1 786 201
	UNITED STATES	333 934	3 123 615	330 523	3 218 832
	MEXICO	0	0	200	2 323
	BRAZIL	2 375	16 081	4 000	29 465
	UNITED KINGDOM	0	0	20 160	82 219
	FRANCE	1 229	23 949	41	1 008
	GERMANY, FED. REP. OF	589 080	1 556 232	783 807	2 841 722
	AUSTRIA	6 075	505 616	4 433	368 656
	BELGIUM	7 030	65 441	6 120	54 970
	FINLAND	450	3 824	0	0
	IRELAND	41 800	190 234	42 280	225 773
	SUB TOTAL	**2 825 273**	**19 132 387**	**3 239 345**	**22 903 652 ***
3913100000	**ALGINIC ACID, ITS SALTS & ESTERS**				
57594	JAPAN	63 206	831 051	53 994	791 599
	KOREA, REPUBLIC OF	0	0	35	25 605
	CHINA	1 045 048	5 110 546	1 624 245	6 789 776
	THAILAND	0	0	353	3 165
	SINGAPORE	4	214	0	0
	PHILIPPINES	6 225	72 586	6 150	68 749
	INDIA	7 792	85 290	3 456	32 928
	UNITED STATES	2	907	330	20 754
	CHILE	17 000	273 050	49 300	789 800
	FRANCE	51 268	812 283	39 570	465 598
	AUSTRIA	8 000	60 158	0	0
	SWITZERLAND	0	0	26	374
	NORWAY	220	17 619	150	11 517

http://www.bps.go.id

HS / SITC	COMMODITY DESCRIPTION / COUNTRY OF ORIGIN	JANUARY - DECEMBER 2015		JANUARY - DECEMBER 2016	
		NET WEIGHT (KG)	CIF VALUE (US$)	NET WEIGHT (KG)	CIF VALUE (US$)
	SWEDEN	0	0	218	2 221
	IRELAND	1 000	62 715	5 000	83 900
	SPAIN	0	0	17 000	103 100
	HUNGARY	0	0	300	2 989
	SUB TOTAL	**1 199 765**	**7 326 419**	**1 800 127**	**9 192 075 ***
3913901000	**OTH NATURAL POLYMERS & ITS MODIFIED;HARDENED PROTEINS**				
57595	JAPAN	400	9 200	1	3 098
	KOREA, REPUBLIC OF	32	1 753	0	0
	CHINA	8 312	53 952	10 526	65 942
	SINGAPORE	6	620	3	1 446
	UNITED STATES	10 125	130 767	4 250	81 900
	GERMANY, FED. REP. OF	1	65	29	9 543
	AUSTRIA	0	0	33	324
	SPAIN	5	434	2	1 800
	SUB TOTAL	**18 881**	**196 791**	**14 844**	**164 053 ***
3913902000	**OTH NATURAL POLYMERS & ITS MODIFIED;CHEMICAL DERIVATIVES OF NATURAL RUBBER**				
57595	JAPAN	4 837	28 084	4 168	28 781
	HONG KONG	4 722	75 546	0	0
	KOREA, REPUBLIC OF	0	0	2 520	4 164
	TAIWAN	0	0	100	852
	CHINA	75 417	520 219	102 640	536 827
	SINGAPORE	0	0	400	1 979
	MALAYSIA	233	3 466	281	4 306
	VIET NAM	0	0	17 640	29 726
	INDIA	17 999	94 015	17 000	86 450
	TURKEY	0	0	11	129
	UNITED STATES	168 662	488 592	257 154	712 581
	CANADA	0	0	4	840
	BARBADOS	0	0	20 000	54 800
	UNITED KINGDOM	41 560	141 791	66 560	206 336
	FRANCE	0	0	5	1 237
	GERMANY, FED. REP. OF	8 780	38 005	17 307	76 088
	AUSTRIA	0	0	105	1 564
	SUB TOTAL	**322 210**	**1 389 718**	**505 895**	**1 746 660 ***
3913903000	**OTH NATURAL POLYMERS & ITS MODIFIED;STARCH-BASED POLYMERS**				
57595	JAPAN	17 975	135 418	30 054	220 360
	CHINA	274 450	1 625 770	396 970	2 117 307
	SINGAPORE	13	986	2 400	6 192
	INDIA	0	0	2	35
	AUSTRALIA	10 610	19 932	10 610	23 791
	UNITED STATES	25	418	11 958	53 686
	CANADA	0	0	19 048	52 419
	NETHERLANDS	10	61	0	0
	FRANCE	750	8 425	9 360	143 455
	GERMANY, FED. REP. OF	0	0	3 050	6 720
	DENMARK	0	0	5 731	18 523
	BULGARIA	1	1 930	0	0
	SUB TOTAL	**303 834**	**1 792 940**	**489 183**	**2 642 488 ***
3913909000	**OTH NATURAL POLYMERS & ITS MODIFIED; INOTHER FORM**				
57595	JAPAN	61 336	493 507	17 158	397 063
	KOREA, REPUBLIC OF	2 534	31 161	4 000	210 562
	TAIWAN	265 100	838 020	311 106	968 170
	CHINA	1 980 608	5 805 209	971 572	2 702 112
	THAILAND	125	4 547	26 751	49 159
	SINGAPORE	54 664	1 645 933	63 946	1 950 623
	MALAYSIA	700	1 060	4 041	69 999
	INDIA	224 570	242 337	156 062	166 848
	AUSTRALIA	0	0	552	18 870
	UNITED STATES	351 984	2 584 558	238 407	2 457 395
	CANADA	58	9 586	1 712	414 440
	BRAZIL	0	0	25	2 875
	UNITED KINGDOM	4 320	36 245	5 761	48 563
	NETHERLANDS	0	0	1	34
	FRANCE	97 387	1 070 759	280 792	2 805 191
	GERMANY, FED. REP. OF	38 156	128 868	375 755	666 319

http://www.bps.go.id

HS / SITC	COMMODITY DESCRIPTION / COUNTRY OF ORIGIN	JANUARY - DECEMBER 2015		JANUARY - DECEMBER 2016	
		NET WEIGHT (KG)	CIF VALUE (US$)	NET WEIGHT (KG)	CIF VALUE (US$)
	AUSTRIA	29 240	273 338	48 285	445 376
	BELGIUM	28	789	56	1 424
	SWITZERLAND	0	0	21 526	143 275
	MONACO	10	724	0	0
	DENMARK	700	32 900	825	40 653
	NORWAY	55	2 243	27	910
	ITALY	2	1 100	30 105	185 971
	SPAIN	11 400	1 614 934	20 553	3 021 899
	CZECH REPUBLIC	7	4 599	66	30 369
	SUB TOTAL	**3 122 984**	**14 822 417**	**2 579 084**	**16 798 100 ***
3914000000	**ION-EXCHANGER BASE ON POLYMER OF HEADING 39.01 TO 39.13, IN PRIMARY FORMS**				
57597	JAPAN	362 745	1 585 421	457 221	1 566 675
	HONG KONG	738 001	1 049 013	311 605	429 415
	KOREA, REPUBLIC OF	591 044	2 138 639	742 201	2 723 459
	TAIWAN	124 981	210 682	16 664	27 537
	CHINA	2 450 205	6 640 970	3 669 813	9 419 703
	SINGAPORE	69 271	432 578	56 359	274 554
	MALAYSIA	10 001	44 460	26 170	160 620
	INDIA	292 295	904 662	221 047	679 965
	UNITED STATES	147 100	819 925	133 898	658 085
	CANADA	0	0	860	4 984
	UNITED KINGDOM	1 710	45 000	1 851	33 150
	NETHERLANDS	11 147	261 810	7 850	20 044
	FRANCE	95 312	654 839	81 105	715 169
	GERMANY, FED. REP. OF	773 204	4 450 222	697 854	3 505 370
	ITALY	92 530	427 922	42 257	173 994
	ROMANIA	600	70 800	1 250	147 934
	SUB TOTAL	**5 760 146**	**19 736 943**	**6 468 005**	**20 540 658 ***
3915101000	**WASTE, PARINGS & SCRAP, OF POLYMERS OFETHYLENE; OF NON-RIGID CELLULAR PRODUCT**				
57910	JAPAN	514 334	160 053	122 340	14 725
	HONG KONG	0	0	1	7
	KOREA, REPUBLIC OF	3 179 665	687 469	2 748 870	570 739
	SINGAPORE	1 256 088	335 464	1 305 640	423 955
	MALAYSIA	156 459	15 646	329 369	32 937
	SAUDI ARABIA	107 740	38 786	0	0
	CYPRUS	38 630	6 953	0	0
	REUNION	42 060	8 412	0	0
	AUSTRALIA	3 063 827	879 968	845 970	271 263
	NEW ZEALAND	196 480	58 612	204 150	76 790
	UNITED STATES	246 349	40 418	599 683	143 064
	GUATEMALA	165 690	33 138	867 767	137 474
	HONDURAS	0	0	686 852	196 744
	PANAMA	0	0	123 070	30 768
	COLOMBIA	119 180	36 982	0	0
	JAMAICA	36 540	8 770	0	0
	UNITED KINGDOM	5 125 017	961 019	2 931 240	301 321
	NETHERLANDS	0	0	42 140	6 140
	GERMANY, FED. REP. OF	103 740	31 039	68 000	40 800
	BELGIUM	0	0	113 420	39 052
	IRELAND	145 880	19 658	0	0
	SPAIN	554 560	148 460	87 420	20 981
	GREECE	89 600	15 680	208 790	36 538
	POLAND	0	0	43 400	15 624
	MALTA	0	0	64 120	11 542
	SLOVENIA	50 970	12 233	0	0
	SUB TOTAL	**15 192 809**	**3 498 760**	**11 392 242**	**2 370 464 ***
3915109000	**WASTE, PARINGS & SCRAP, OF POLYMERS OFETHYLENE; OF RIGID CELLULAR PRODUCTS**				
57910	JAPAN	138 668	10 069	106 884	47 668
	HONG KONG	0	0	4	197
	KOREA, REPUBLIC OF	876 357	184 032	1 493 090	290 116
	CHINA	12	727	126 600	30 384
	SINGAPORE	621 231	218 100	736 546	153 364
	MALAYSIA	153 334	17 065	34 150	3 415
	SAUDI ARABIA	0	0	40 130	8 829
	UNITED ARAB EMIRATES	34 067	20 177	135 090	40 527
	SOUTH AFRICA	0	0	79 910	48 949
	AUSTRALIA	7 003 614	3 479 048	8 910 848	3 561 852

http://www.bps.go.id

HS / SITC	COMMODITY DESCRIPTION / COUNTRY OF ORIGIN	JANUARY - DECEMBER 2015		JANUARY - DECEMBER 2016	
		NET WEIGHT (KG)	CIF VALUE (US$)	NET WEIGHT (KG)	CIF VALUE (US$)
	NEW ZEALAND	1 521 070	715 189	2 478 390	957 767
	UNITED STATES	413 436	106 630	485 736	120 974
	CANADA	1 159 205	179 677	4 100 872	646 065
	MEXICO	21 000	10 320	94 651	9 465
	GUATEMALA	789 078	157 217	285 100	47 334
	HONDURAS	1 154 569	352 256	181 600	50 805
	URUGUAY	0	0	41 620	9 989
	JAMAICA	44 100	10 584	45 560	11 162
	PUERTO RICO	37 059	7 776	0	0
	COSTA RICA	76 593	17 992	38 800	6 984
	HAITI	414 607	168 507	0	0
	UNITED KINGDOM	4 736 698	784 085	916 730	193 867
	NETHERLANDS	3 274 123	655 873	1 564 400	292 450
	GERMANY, FED. REP. OF	2	670	107 160	50 285
	BELGIUM	0	0	1 492 600	328 271
	IRELAND	119 000	79 461	0	0
	ITALY	51 850	19 444	52 870	7 931
	SPAIN	0	0	541 480	112 457
	GREECE	538 930	97 118	1 038 000	223 528
	POLAND	0	0	210 440	42 088
	SLOVENIA	52 020	11 184	21 480	4 618
	SUB TOTAL	**23 230 623**	**7 303 201**	**25 360 741**	**7 301 341 ***
3915209000	**WASTE, PARINGS & SCRAP, OF POLYMERS OFSTYLENE; OF RIGID CELLULAR PRODUCTS**				
57920	MALAYSIA	18 000	51 300	0	0
	SUB TOTAL	**18 000**	**51 300**	**0**	**0 ***
3915309000	**WASTE, PARINGS & SCRAP,POLYMERS OF VINYL CHLORIDE; RIGID CELLULAR PRODUCTS**				
57930	HONG KONG	0	0	1	38
	THAILAND	0	0	2	6
	SINGAPORE	0	0	1 900	5 444
	MALAYSIA	0	0	100 108	15 676
	INDIA	0	0	26	140
	UNITED STATES	0	0	18 901	5 670
	UNITED KINGDOM	15 680	2 509	0	0
	SUB TOTAL	**15 680**	**2 509**	**120 938**	**26 974 ***
3915900000	**WASTE, PARINGS & SCRAP, OF OTHER PLASTIC**				
57990	JAPAN	382 597	110 347	695 911	190 251
	HONG KONG	6 817	131 839	12 962	161 196
	KOREA, REPUBLIC OF	321 012	314 460	19 229	150 516
	TAIWAN	49 100	56 407	33 008	141 760
	CHINA	174 927	661 435	39 147	182 241
	THAILAND	0	0	50	1 212
	SINGAPORE	697 751	311 638	512 098	260 182
	MALAYSIA	79 940	11 991	70 980	16 952
	VIET NAM	991	2 971	892	14 356
	INDIA	4 424	13 321	19 510	4 682
	SAUDI ARABIA	0	0	173 800	52 140
	ISRAEL	73 010	17 243	0	0
	AUSTRALIA	5 960 051	3 165 375	3 098 183	1 400 056
	NEW ZEALAND	32 920	12 345	0	0
	MARSHALL ISLANDS	0	0	30 147 648	9 682 890
	EAST TIMOR	0	0	9 600	4 800
	UNITED STATES	46 169 870	24 507 306	49 180 731	20 460 833
	CANADA	0	0	21 153	39 418
	MEXICO	4 305 132	2 468 977	0	0
	UNITED KINGDOM	242 443	37 416	43	404
	NETHERLANDS	0	0	69 920	17 567
	GERMANY, FED. REP. OF	0	0	12	248
	BELGIUM	87 228	47 975	0	0
	IRELAND	50 100	5 265	0	0
	SPAIN	50 800	10 160	0	0
	CZECH REPUBLIC	0	0	60	650
	SUB TOTAL	**58 689 113**	**31 886 471**	**84 104 937**	**32 782 354 ***
3916101000	**MONOFILAMENT OF POLYMERS OF ETHYLENE**				
58310	JAPAN	0	0	4	107
	KOREA, REPUBLIC OF	1 307	12 016	1 132	9 619

http://www.bps.go.id

HS / SITC	COMMODITY DESCRIPTION / COUNTRY OF ORIGIN	JANUARY - DECEMBER 2015		JANUARY - DECEMBER 2016	
		NET WEIGHT (KG)	CIF VALUE (US$)	NET WEIGHT (KG)	CIF VALUE (US$)
	CHINA	60	239	56 049	177 000
	SINGAPORE	5 451	16 247	0	0
	MALAYSIA	3 811	8 333	12 994	35 842
	UNITED ARAB EMIRATES	0	0	400	2 308
	UNITED STATES	3	1 726	93	3 444
	NETHERLANDS	788	4 779	359	1 673
	GERMANY, FED. REP. OF	0	0	114	2 201
	AUSTRIA	358	11 900	119	6 120
	ITALY	170	2 844	0	0
	SUB TOTAL	**11 948**	**58 084**	**71 264**	**238 314 ***
3916102000	**RODS, STICKS & PROFILE SHAPE OF POLYMEROF ETHYLENE**				
58310	JAPAN	216	8 910	123	4 456
	HONG KONG	0	0	246	1 381
	KOREA, REPUBLIC OF	1 191	10 880	3 706	27 259
	TAIWAN	500	3 750	1 589	4 079
	CHINA	118 359	159 207	16 995	97 732
	THAILAND	14 170	30 504	13 711	30 526
	SINGAPORE	514	17 994	65	3 806
	MALAYSIA	2 492	4 501	2 310	2 176
	INDIA	4	27	109	24 577
	AUSTRALIA	5	121	4	42
	UNITED STATES	2 012	567 428	969	418 183
	CANADA	3 997	33 095	1 515	6 880
	NETHERLANDS	0	0	19	1 814
	FRANCE	6	836	0	0
	GERMANY, FED. REP. OF	122	7 840	225	3 895
	AUSTRIA	917	9 318	97	6 979
	SWEDEN	23	70	21	68
	IRELAND	40	2 918	0	0
	ITALY	154	188	0	0
	SPAIN	0	0	765	2 482
	HUNGARY	623	6 483	1 050	8 041
	SUB TOTAL	**145 345**	**864 070**	**43 519**	**644 376 ***
3916201000	**MONOFILAMENT POLYMERS OF VINYL CHLORIDE**				
58320	JAPAN	0	0	26	96
	HONG KONG	0	0	87	1 348
	KOREA, REPUBLIC OF	2 724	7 392	1 311	6 375
	TAIWAN	0	0	7 000	7 035
	CHINA	150 974	179 766	414 620	463 744
	SINGAPORE	34	65	3 171	13 741
	MALAYSIA	5 649	11 435	36	255
	SAUDI ARABIA	0	0	542	5 474
	BRAZIL	131	850	0	0
	UNITED KINGDOM	4	76	45	972
	GERMANY, FED. REP. OF	2 565	13 958	1 322	6 582
	AUSTRIA	5	116	0	0
	BELGIUM	4	182	0	0
	SWEDEN	2 987	7 541	31	789
	ITALY	0	0	68	973
	HUNGARY	57	432	181	1 069
	ROMANIA	321	14 577	16	388
	SUB TOTAL	**165 455**	**236 390**	**428 456**	**508 841 ***
3916202000	**RODS,STICKS & PROFILE SHAPES OF POLYMEROF VINYL CHLORIDE**				
58320	JAPAN	707	5 790	477	4 582
	HONG KONG	19 762	41 048	395 481	417 195
	KOREA, REPUBLIC OF	114 182	345 917	150 062	257 684
	TAIWAN	33 517	39 971	41 421	52 337
	CHINA	1 768 741	2 248 721	1 617 198	2 002 043
	THAILAND	429	3 355	788	11 297
	SINGAPORE	17 910	76 683	85 798	154 617
	MALAYSIA	84 333	178 403	33 889	100 665
	INDIA	0	0	11 060	23 490
	INDONESIA	0	0	46	405
	TURKEY	15 594	51 555	15 911	36 131
	SOUTH AFRICA	1 912	17 988	0	0
	AUSTRALIA	16 115	24 728	1 185	79 280
	UNITED STATES	32 117	334 394	37 788	128 018

http://www.bps.go.id

HS / SITC	COMMODITY DESCRIPTION / COUNTRY OF ORIGIN	JANUARY - DECEMBER 2015		JANUARY - DECEMBER 2016	
		NET WEIGHT (KG)	CIF VALUE (US$)	NET WEIGHT (KG)	CIF VALUE (US$)
	UNITED KINGDOM	197	115	75	36
	NETHERLANDS	323	4 905	576	2 547
	FRANCE	10 022	9 615	3 034	6 831
	GERMANY, FED. REP. OF	80 962	284 439	51 692	188 593
	AUSTRIA	8	32	36	1 929
	BELGIUM	505	295	1 338	6 572
	SWITZERLAND	1	28	0	0
	SWEDEN	2 588	7 850	418	1 136
	ITALY	2 929	13 024	525	4 526
	SPAIN	4 663	19 473	3 206	12 233
	HUNGARY	466	3 583	858	6 976
	ROMANIA	144	1 595	0	0
	BULGARIA	0	0	4 958	18 237
	CROATIA	2	14	4	87
	SUB TOTAL	**2 208 129**	**3 713 521**	**2 457 824**	**3 517 447 ***
3916904100	**MONOFILAMENT OTHER PLASTIC OF HARDENEDPROTEINS**				
58390	KOREA, REPUBLIC OF	0	0	3 360	25 873
	CHINA	20 368	35 767	150 269	225 641
	FRANCE	120	1 505	0	0
	GERMANY, FED. REP. OF	261	6 695	0	0
	CZECH REPUBLIC	28	761	0	0
	SUB TOTAL	**20 777**	**44 728**	**153 629**	**251 514 ***
3916904900	**OTHER PLASTICS OF HARDENED PROTEINS**				
58390	JAPAN	39	626	27	109
	HONG KONG	0	0	3	251
	KOREA, REPUBLIC OF	47 330	147 311	24 970	80 082
	TAIWAN	174	2 066	0	0
	CHINA	46 682	124 907	30 624	163 590
	SINGAPORE	4 416	15 953	280	897
	AUSTRALIA	35	1 400	0	0
	UNITED STATES	411	122 400	1	303
	UNITED KINGDOM	5	680	145	8 358
	NETHERLANDS	248	297	70	705
	FRANCE	71	576	0	0
	GERMANY, FED. REP. OF	52 150	100 141	24	3 531
	AUSTRIA	0	0	23	446
	BELGIUM	0	0	520	2 163
	SWEDEN	16	4 442	0	0
	ROMANIA	0	0	15	361
	BULGARIA	0	0	209	585
	SUB TOTAL	**151 577**	**520 799**	**56 911**	**261 381 ***
3916905000	**OTHER PLASTICS OF VULCANISED FIBRE**				
58390	JAPAN	122	3 483	305	4 505
	KOREA, REPUBLIC OF	7	2	1	5
	TAIWAN	1	8	3	52
	CHINA	3 409	24 253	123	2 086
	THAILAND	0	0	26	130
	SINGAPORE	0	0	1 399	2 167
	MALAYSIA	0	0	32 953	95 528
	INDONESIA	1 902	7 322	8 103	745
	UNITED STATES	0	0	191	65 574
	UNITED KINGDOM	0	0	10	380
	NETHERLANDS	1 236	2 802	90	449
	GERMANY, FED. REP. OF	20 511	112 330	20 005	103 178
	ITALY	0	0	20	10 916
	SUB TOTAL	**27 188**	**150 200**	**63 229**	**285 715 ***
3916906000	**OTHER PLASTICS OF CHEMICAL DERIVATIVESOF NATURAL RUBBER**				
58390	HONG KONG	0	0	22	2 768
	KOREA, REPUBLIC OF	1	202	0	0
	TAIWAN	0	0	1	3
	CHINA	909	289	0	0
	SINGAPORE	33	419	0	0
	SUB TOTAL	**943**	**910**	**23**	**2 771 ***

http://www.bps.go.id

HS / SITC	COMMODITY DESCRIPTION / COUNTRY OF ORIGIN	JANUARY - DECEMBER 2015		JANUARY - DECEMBER 2016	
		NET WEIGHT (KG)	CIF VALUE (US$)	NET WEIGHT (KG)	CIF VALUE (US$)
3916909100	**OTHER MONOFILAMENT OF OTHER PLASTICS**				
58390	JAPAN	4 847	179 110	4 343	132 233
	HONG KONG	0	0	2	187
	KOREA, REPUBLIC OF	9 818	173 778	8 832	96 466
	CHINA	298 412	310 128	337 391	237 656
	THAILAND	521	700	608	1 380
	SINGAPORE	3 480	1 916	695	4 570
	MALAYSIA	0	0	2 725	5 362
	UNITED STATES	0	0	3	110
	SWITZERLAND	1	47	0	0
	SUB TOTAL	**317 079**	**665 679**	**354 599**	**477 964 ***
3916909900	**OTH PLASTIC,EXCEPT MONOFILAMENT,HARDENED PROTEINS,VULCANISED FIBRE**				
58390	JAPAN	191 892	2 570 178	227 498	3 805 513
	HONG KONG	348	14 036	4 169	36 619
	KOREA, REPUBLIC OF	48 689	115 549	64 261	193 941
	TAIWAN	29 454	172 608	35 745	209 549
	CHINA	497 892	1 641 854	659 552	1 950 648
	THAILAND	270 687	1 027 352	150 463	1 015 301
	SINGAPORE	566 245	4 149 960	778 816	5 679 461
	PHILIPPINES	44	908	21	485
	MALAYSIA	484 064	1 002 177	183 048	424 254
	BRUNEI DARUSSALAM	169	5 670	0	0
	VIET NAM	17 958	127 245	10 005	108 512
	INDIA	6 227	120 800	18 214	104 133
	PAKISTAN	30	331	0	0
	INDONESIA	71	1 729	2 255	19 851
	TURKEY	0	0	5 409	20 482
	UNITED ARAB EMIRATES	0	0	24 743	77 218
	AUSTRALIA	185	3 569	8	87
	NEW ZEALAND	0	0	11	942
	UNITED STATES	623	9 377	791	20 772
	CANADA	120	4 183	0	0
	UNITED KINGDOM	216	39 678	551	28 167
	NETHERLANDS	1 585	6 896	9 163	220 187
	FRANCE	7	580	36 234	863 853
	GERMANY, FED. REP. OF	50 558	196 873	35 809	200 292
	AUSTRIA	29	1 205	3 770	78 259
	SWITZERLAND	23	3 870	60 101	128 718
	SWEDEN	21	1 790	0	0
	ITALY	17 848	68 128	40 117	178 411
	SPAIN	0	0	242	6 179
	CZECH REPUBLIC	83	1 928	1	7
	SUB TOTAL	**2 185 068**	**11 288 474**	**2 350 997**	**15 371 841 ***
3917101000	**ARTIFICIAL GUTS (SAUSAGE CASINGS) OFHARDENED PROTEINS**				
58110	CHINA	99	1 198	66 082	180 656
	SINGAPORE	1 812	6 024	88	287
	MALAYSIA	364	570	0	0
	AUSTRALIA	89 157	3 549 114	114 179	4 390 378
	UNITED STATES	35	2 907	17	1 432
	NETHERLANDS	0	0	1 000	6 702
	GERMANY, FED. REP. OF	0	0	3 872	127 561
	SPAIN	0	0	2 891	68 925
	POLAND	1 290	40 289	500	13 993
	CZECH REPUBLIC	30	696	5 510	148 582
	SUB TOTAL	**92 787**	**3 600 798**	**194 139**	**4 938 516 ***
3917109000	**ARTIFICIAL GUTS (SAUSAGE CASINGS) OFCELLULOSIC MATERIALS**				
58110	JAPAN	66 517	1 114 302	107 693	1 894 741
	HONG KONG	9 284	12 021	7 275	21 179
	KOREA, REPUBLIC OF	32 204	103 392	6 497	86 873
	TAIWAN	7 590	57 417	15 110	110 769
	CHINA	259 639	1 678 113	644 580	4 464 621
	PAPUA NEW GUINEA	0	0	11	99
	THAILAND	12 515	26 872	11 689	37 090
	SINGAPORE	102 745	563 744	238 265	1 010 503
	PHILIPPINES	144 405	3 284 158	126 928	2 701 763
	MALAYSIA	11 171	23 875	2 900	17 469
	BRUNEI DARUSSALAM	13	1 017	0	0

http://www.bps.go.id

HS / SITC	COMMODITY DESCRIPTION / COUNTRY OF ORIGIN	JANUARY - DECEMBER 2015		JANUARY - DECEMBER 2016	
		NET WEIGHT (KG)	CIF VALUE (US$)	NET WEIGHT (KG)	CIF VALUE (US$)
	VIET NAM	2 436	17 280	953	16 101
	INDIA	68	388	3 982	11 889
	UNITED ARAB EMIRATES	0	0	155	1 907
	KENYA	0	0	3	216
	AUSTRALIA	1 067	10 940	1 401	35 805
	UNITED STATES	17 163	328 282	513 454	58 936
	CANADA	3	129	3	53
	MEXICO	1 567	11 129	0	0
	VENEZUELA	0	0	1	121
	UNITED KINGDOM	208	17 081	708	19 045
	NETHERLANDS	226	4 252	170	5 844
	FRANCE	834	14 798	646	9 447
	GERMANY, FED. REP. OF	3 751	102 785	4 945	135 141
	AUSTRIA	984	33 903	2 459	59 225
	BELGIUM	50 408	806 577	93 941	1 479 515
	SWITZERLAND	0	0	2	577
	DENMARK	110	6 696	58	3 125
	NORWAY	36	1 252	0	0
	SWEDEN	1 739	8 897	8	32
	FINLAND	322	5 322	1 198	25 140
	ITALY	11 179	450 126	5 808	133 589
	SPAIN	877 994	3 513 096	808	11 481
	HUNGARY	600	6 386	1 626	11 446
	POLAND	1	34	0	0
	CZECH REPUBLIC	78 021	1 689 438	77 625	1 574 184
	RUSSIA FEDERATION	71 122	1 192 213	70 283	1 108 156
	SUB TOTAL	**1 765 922**	**15 085 915**	**1 941 185**	**15 046 082 ***
3917210000	**TUBES,PIPES & HOSES, RIGID, OF POLYMERSOF ETHYLENE**				
58120	JAPAN	40 076	357 019	34 727	359 668
	HONG KONG	0	0	405	5 661
	KOREA, REPUBLIC OF	18 874	58 086	3 133	9 574
	TAIWAN	24 279	77 047	34 999	97 345
	CHINA	400 277	1 386 764	311 133	539 824
	THAILAND	1 174 925	3 236 402	13 514	54 936
	SINGAPORE	98 800	543 448	12 242	25 261
	PHILIPPINES	6	55	0	0
	MALAYSIA	570 277	1 652 643	489 848	1 529 449
	VIET NAM	0	0	106	25
	INDIA	37 349	442 362	6 261	72 274
	TURKEY	11	91	0	0
	UNITED ARAB EMIRATES	517	3 625	90	598
	AUSTRALIA	8 961	28 485	11 743	33 337
	UNITED STATES	1 693	66 471	28 788	350 572
	MEXICO	4	189	0	0
	UNITED KINGDOM	32 210	197 957	29 509	244 832
	NETHERLANDS	19	23	21 902	306 487
	FRANCE	237	9 582	1	12
	GERMANY, FED. REP. OF	15 336	31 411	11 177	156 892
	AUSTRIA	11	277	0	0
	BELGIUM	481	6 388	36	514
	LUXEMBOURG	12	70	92	6 076
	DENMARK	0	0	24	2 876
	NORWAY	0	0	961	23 022
	SWEDEN	0	0	1 410	15 657
	FINLAND	0	0	64	2 165
	IRELAND	0	0	51	9 237
	ITALY	48	18 308	160	9 292
	SPAIN	100	674	0	0
	POLAND	1	67	0	0
	KYRGYZSTAN	7 208	26 160	0	0
	SUB TOTAL	**2 431 712**	**8 143 604**	**1 012 376**	**3 855 586 ***
3917220000	**TUBES,PIPES & HOSES, RIGID, OF POLYMERSOF PROPYLENE**				
58120	JAPAN	28 064	386 827	8 030	96 980
	HONG KONG	0	0	131	1 677
	KOREA, REPUBLIC OF	3	163	3 383	31 258
	TAIWAN	15	51	74	1 286
	CHINA	842 422	2 357 552	733 448	2 061 795
	THAILAND	722	4 835	418	11 896
	SINGAPORE	37 184	271 543	70 457	466 716

http://www.bps.go.id

HS / SITC	COMMODITY DESCRIPTION / COUNTRY OF ORIGIN	JANUARY - DECEMBER 2015		JANUARY - DECEMBER 2016	
		NET WEIGHT (KG)	CIF VALUE (US$)	NET WEIGHT (KG)	CIF VALUE (US$)
	MALAYSIA	152 739	755 664	53 024	317 528
	INDIA	83	1 016	203	677
	TURKEY	66 835	315 113	194 560	556 742
	AUSTRALIA	119	2 731	826	5 266
	UNITED STATES	68	4 250	0	0
	UNITED KINGDOM	24	238	242	6 532
	NETHERLANDS	74 374	221 788	30 738	131 643
	FRANCE	0	0	31	380
	GERMANY, FED. REP. OF	61 735	76 014	68 059	273 515
	AUSTRIA	4	137	172	1 830
	DENMARK	23	2 610	0	0
	ITALY	330 834	1 271 119	360 163	1 334 911
	SPAIN	58	1 364	14	120
	SUB TOTAL	**1 595 306**	**5 673 015**	**1 523 973**	**5 300 752 ***
3917230000	**TUBES,PIPES & HOSES, RIGID, OF POLYMERSOF VINYL CHLORIDE**				
58120	JAPAN	570 657	2 007 513	248 015	548 557
	HONG KONG	51 117	19 894	160 040	295 784
	KOREA, REPUBLIC OF	9 629	38 494	23 692	129 881
	TAIWAN	22 626	149 686	50 936	224 953
	CHINA	1 223 815	917 180	1 172 794	1 220 614
	THAILAND	128 320	604 586	210 045	658 747
	SINGAPORE	98 610	1 059 290	152 774	1 196 004
	PHILIPPINES	3 456	18 453	1 127	8 087
	MALAYSIA	1 154 543	1 804 267	1 570 604	2 166 470
	VIET NAM	430 436	416 852	52 358	48 999
	INDIA	12 617	93 020	4 128	21 188
	INDONESIA	165	35 543	9	16
	TURKEY	0	0	3 159	3 718
	BAHRAIN	3	26	0	0
	EGYPT	9 360	14 383	0	0
	AUSTRALIA	55 371	247 143	95 801	447 321
	NEW ZEALAND	80	23 462	0	0
	UNITED STATES	121 307	541 611	88 178	674 580
	CANADA	2 540	6 561	46	7 632
	MEXICO	0	0	1	24
	UNITED KINGDOM	830	27 273	2 221	16 499
	NETHERLANDS	70	363	41	674
	FRANCE	4	85	1 580	69 798
	GERMANY, FED. REP. OF	1 470	33 765	12 919	64 827
	AUSTRIA	3 230	14 043	7 076	43 275
	BELGIUM	9	158	0	0
	SWITZERLAND	6 213	63 288	186	12 804
	NORWAY	0	0	24	1 185
	SWEDEN	45	5 518	2	116
	ITALY	148	3 926	1 505	8 119
	SUB TOTAL	**3 906 671**	**8 146 383**	**3 859 261**	**7 869 872 ***
3917290000	**TUBES,PIPES & HOSES, RIGID, OF POLYMERSOF OTHER PLASTICS**				
58120	JAPAN	82 637	1 312 740	82 139	1 339 259
	HONG KONG	19 082	237 738	31 460	636 484
	KOREA, REPUBLIC OF	165 074	456 986	96 674	214 868
	TAIWAN	216 627	609 463	144 221	495 659
	CHINA	3 109 506	6 071 144	2 027 783	3 178 471
	THAILAND	107 639	916 776	89 159	1 128 265
	SINGAPORE	673 792	1 872 413	939 496	2 600 944
	PHILIPPINES	17 251	144 557	15 711	129 633
	MALAYSIA	119 868	900 182	150 298	659 413
	VIET NAM	10 071	97 507	25 963	73 817
	INDIA	8 278	58 788	61 770	122 761
	INDONESIA	5 574	46 718	10 319	65 295
	SAUDI ARABIA	256	2 935	0	0
	JORDAN	162	1 596	0	0
	TURKEY	6 053	42 423	4 919	96 908
	UNITED ARAB EMIRATES	20 470	163 926	135	3 853
	QATAR	0	0	125	4 292
	AUSTRALIA	32 082	256 296	21 335	247 267
	UNITED STATES	60 111	1 232 778	10 372	294 691
	CANADA	1 150	18 040	3 025	46 706
	MEXICO	12	420	96	1 304
	CHILE	60	862	213	4 274

http://www.bps.go.id

HS / SITC	COMMODITY DESCRIPTION / COUNTRY OF ORIGIN	JANUARY - DECEMBER 2015		JANUARY - DECEMBER 2016	
		NET WEIGHT (KG)	CIF VALUE (US$)	NET WEIGHT (KG)	CIF VALUE (US$)
	BRAZIL	1 507	44 605	151	2 079
	UNITED KINGDOM	360	61 505	328	8 377
	NETHERLANDS	7 943	51 609	2 037	36 498
	FRANCE	490	9 034	174	15 987
	GERMANY, FED. REP. OF	23 760	763 529	6 153	231 643
	AUSTRIA	1 751	32 416	767	38 583
	BELGIUM	711	10 966	869	22 986
	SWITZERLAND	49	10 357	755	25 927
	MONACO	19	252	0	0
	DENMARK	262	14 382	327	18 915
	NORWAY	200	18 285	22	784
	SWEDEN	5 829	44 076	7 451	36 239
	ITALY	10 916	58 868	20 232	174 165
	SPAIN	23	1 191	0	0
	HUNGARY	19	205	226	3 973
	POLAND	1	60	0	0
	ESTONIA	0	0	1	47
	SLOVAKIA	0	0	19	231
	SLOVENIA	1 456	103 443	0	0
	CZECH REPUBLIC	41	3 043	74	6 145
	SUB TOTAL	**4 711 092**	**15 672 114**	**3 754 799**	**11 966 743 ***
3917310000	**FLEXIBLE TUBES, PIPES AND HOSES HAVING A MINIMUM BURST PRESSURE OF 27.6 MPA**				
58130	JAPAN	6 509	143 476	28 771	186 743
	HONG KONG	359	1 854	1 349	50 054
	KOREA, REPUBLIC OF	37 982	334 901	150 154	1 179 025
	TAIWAN	6 973	70 836	8 295	21 423
	CHINA	613 922	1 131 367	546 668	852 440
	THAILAND	41 957	333 152	61 888	496 919
	SINGAPORE	2 556 882	2 201 577	1 614 781	1 409 064
	PHILIPPINES	143	1 433	0	0
	MALAYSIA	22 201	80 077	37 709	122 734
	BRUNEI DARUSSALAM	26	441	0	0
	VIET NAM	0	0	33	240
	INDIA	934	13 799	309 832	902 870
	SRI LANKA	152	1 329	0	0
	TURKEY	8 641	52 097	12 182	48 850
	AUSTRALIA	1 553	15 081	12 495	100 072
	UNITED STATES	36 447	166 613	178 035	3 681 818
	CANADA	275	1 628	30	1 690
	MEXICO	30	2 298	2	125
	UNITED KINGDOM	962	32 657	362	12 533
	NETHERLANDS	3 063	16 042	151	6 456
	FRANCE	33	696	154	6 346
	GERMANY, FED. REP. OF	16 690	925 935	16 086	970 869
	AUSTRIA	1 219	29 169	253	7 994
	BELGIUM	47	1 689	96	4 279
	SWITZERLAND	26	3 568	43	4 547
	LUXEMBOURG	0	0	1	322
	DENMARK	411	5 699	4	2 153
	NORWAY	29	2 461	29	14 028
	SWEDEN	28	1 225	92	3 212
	FINLAND	232	10 921	60	4 441
	ITALY	7 688	29 045	2 365	39 872
	SPAIN	2	96	36	10 309
	POLAND	7	754	74	1 815
	ROMANIA	1 241	2 815	3 244	4 835
	SLOVAKIA	2	14	0	0
	SLOVENIA	39	737	65	2 494
	CZECH REPUBLIC	15	966	2	32
	JERSEY	1	21	0	0
	SUB TOTAL	**3 366 721**	**5 616 469**	**2 985 341**	**10 150 604 ***
3917321000	**SAUSAGE/HAM CASING,NOT REINFORCED ORCOMBINED W/ OTH MATERIAL,W/O FITTINGS**				
58140	JAPAN	11 477	283 008	9 264	203 619
	HONG KONG	1	5	71	612
	KOREA, REPUBLIC OF	2	239	1 336	9 002
	CHINA	1 953	15 207	9 869	27 226
	THAILAND	0	0	12	116
	SINGAPORE	4 333	23 835	26	4 662
	PHILIPPINES	723	8 069	673	7 497

http://www.bps.go.id

HS / SITC	COMMODITY DESCRIPTION / COUNTRY OF ORIGIN	JANUARY - DECEMBER 2015		JANUARY - DECEMBER 2016	
		NET WEIGHT (KG)	CIF VALUE (US$)	NET WEIGHT (KG)	CIF VALUE (US$)
	MALAYSIA	0	0	24 774	44 530
	VIET NAM	64	3 054	14	540
	UNITED STATES	5 232	152 445	13 831	67 461
	MEXICO	105	7 725	526	9 645
	UNITED KINGDOM	167	6 543	0	0
	NETHERLANDS	0	0	1	59
	FRANCE	2	158	81	1 774
	GERMANY, FED. REP. OF	841	50 594	759	19 828
	BELGIUM	5	985	44	813
	DENMARK	0	0	3	270
	ITALY	0	0	100	7 868
	SPAIN	54	828	25	816
	CZECH REPUBLIC	60	844	3 309	66 708
	SUB TOTAL	**25 019**	**553 539**	**64 718**	**473 046 ***
3917329000	**OTH UNFLEXIBLE TUBE,PIPE&HOSE,NOT REINFORCED OR COMBINED MATERIAL,W/O FITTING**				
58140	JAPAN	1 044 867	15 084 258	909 076	13 570 960
	HONG KONG	23 268	28 952	23 814	35 544
	KOREA, REPUBLIC OF	40 845	311 600	52 414	209 719
	TAIWAN	19 278	49 282	49 893	102 879
	CHINA	2 719 829	2 299 934	2 849 885	2 614 325
	THAILAND	35 703	208 374	45 581	579 438
	SINGAPORE	765 821	6 182 456	1 007 566	6 369 803
	PHILIPPINES	154 665	1 216 384	112 604	1 690 041
	MALAYSIA	6 393 501	1 044 601	206 929	553 285
	MYANMAR	125 159	1 670 224	73 135	1 328 728
	VIET NAM	36 845	307 708	44 162	410 026
	INDIA	6 214	46 849	9 793	80 070
	SAUDI ARABIA	19 380	64 444	0	0
	JORDAN	71	706	0	0
	TURKEY	1 131	1 590	2 049	3 721
	UNITED ARAB EMIRATES	25 773	269 499	0	0
	SOUTH AFRICA	18	276	34	482
	AUSTRALIA	1 819	72 273	3 608	54 463
	NEW ZEALAND	132	307	0	0
	UNITED STATES	46 228	1 082 570	39 273	1 009 217
	CANADA	7 590	29 822	25 765	98 759
	MEXICO	3 263	13 703	1 132	8 548
	BRAZIL	0	0	1	26
	ECUADOR	2	27	0	0
	UNITED KINGDOM	4 545	36 371	2 866	74 164
	NETHERLANDS	4 185	62 268	921	23 171
	FRANCE	1 160	40 902	1 214	76 453
	GERMANY, FED. REP. OF	63 258	832 421	94 001	1 287 313
	AUSTRIA	10	1 175	1	3
	BELGIUM	569	9 256	388	56 122
	SWITZERLAND	98	8 672	61	4 784
	LUXEMBOURG	13	9 302	0	0
	DENMARK	6	600	67	74
	NORWAY	55	4 809	0	0
	SWEDEN	1 044	21 818	3 117	43 920
	FINLAND	2	10	14	25
	IRELAND	0	0	1	221
	ITALY	5 850	64 346	17 165	91 909
	SPAIN	1 256	12 650	1 081	18 124
	GREECE	0	0	66	1 702
	HUNGARY	0	0	46	2 098
	POLAND	70	2 045	0	0
	ROMANIA	7	92	0	0
	UKRAINE	2	3	0	0
	ESTONIA	1	327	2	536
	SLOVAKIA	308	5 242	0	0
	SLOVENIA	5	606	1	181
	CZECH REPUBLIC	240	5 211	164	10 745
	SUB TOTAL	**11 554 086**	**31 103 965**	**5 577 890**	**30 411 579 ***
3917330000	**OTH TUBE,PIPE,NOT REINFORCED/OTHERWISECOMBINED W/ OTH MATERIAL,W/ FITTING**				
58150	JAPAN	3 456	71 107	3 016	31 334
	KOREA, REPUBLIC OF	111	2 272	8 584	41 133
	TAIWAN	71 212	187 100	108 702	266 818
	CHINA	213 969	664 746	126 495	322 588

http://www.bps.go.id

HS / SITC	COMMODITY DESCRIPTION / COUNTRY OF ORIGIN	JANUARY - DECEMBER 2015		JANUARY - DECEMBER 2016	
		NET WEIGHT (KG)	CIF VALUE (US$)	NET WEIGHT (KG)	CIF VALUE (US$)
	THAILAND	923	2 395	22	408
	SINGAPORE	1 173	22 946	7 386	39 661
	PHILIPPINES	0	0	860	20 881
	MALAYSIA	5 176	25 782	2 777	13 722
	VIET NAM	0	0	303	5 679
	INDIA	344	5 391	475	7 129
	SIERRA LEONE	21	642	32	856
	AUSTRALIA	660	6 994	78	1 905
	NEW ZEALAND	277	16 942	0	0
	UNITED STATES	6 301	134 006	5 640	145 295
	CANADA	36	60	18	347
	MEXICO	8	270	8 745	246 634
	BRAZIL	0	0	74	2 361
	UNITED KINGDOM	492	15 413	1 075	40 930
	NETHERLANDS	57	1 455	1	115
	FRANCE	63	2 295	124	6 610
	GERMANY, FED. REP. OF	7 602	76 933	2 391	44 393
	AUSTRIA	349	29 891	306	18 511
	BELGIUM	70	6 943	79	3 165
	SWITZERLAND	35	4 973	18	1 368
	DENMARK	1 320	17 443	698	12 793
	SWEDEN	171	8 174	1 408	48 674
	FINLAND	2	274	198	10 104
	ITALY	788	19 788	2 413	67 313
	SPAIN	388	8 051	590	8 911
	HUNGARY	235	7 221	111	3 618
	POLAND	0	0	17	289
	ROMANIA	4	53	7	80
	SLOVAKIA	35	446	36	393
	SLOVENIA	124	1 375	168	2 782
	CZECH REPUBLIC	57	1 503	115	2 687
	SUB TOTAL	**315 459**	**1 342 884**	**282 962**	**1 419 487 ***
3917390000	**OTHER TUBES, PIPES AND HOSES**				
58160	JAPAN	102 971	975 043	971 238	4 991 896
	HONG KONG	14 639	157 988	13 447	319 589
	KOREA, REPUBLIC OF	1 538 365	3 979 378	142 572	644 158
	TAIWAN	114 585	239 828	154 610	444 054
	CHINA	2 832 498	3 462 753	2 906 780	5 303 865
	THAILAND	46 610	295 304	157 021	852 312
	SINGAPORE	297 893	1 316 205	1 982 635	4 303 023
	PHILIPPINES	8 356	60 196	0	0
	MALAYSIA	91 637	849 938	93 623	1 231 159
	BHUTAN	49	690	0	0
	VIET NAM	11 152	89 223	1 293	23 917
	INDIA	20 502	139 242	10 492	53 484
	INDONESIA	0	0	6	263
	SAUDI ARABIA	3 127	33 727	0	0
	UNITED ARAB EMIRATES	6 146	69 487	100 963	264 785
	LIBYAN ARAB JAMAHIRIYA	0	0	55	2 156
	NIGERIA	0	0	525	2 950
	AUSTRALIA	82 628	561 601	45 755	417 501
	UNITED STATES	59 714	655 223	102 205	1 430 489
	CANADA	24 459	857 386	128 307	1 038 740
	MEXICO	143	1 705	320	9 009
	BRAZIL	31	961	28	603
	SAN MARINO	56	4 812	0	0
	UNITED KINGDOM	1 085	36 239	30 076	525 757
	NETHERLANDS	393	8 203	433	11 979
	FRANCE	6 047	86 736	13 746	167 784
	GERMANY, FED. REP. OF	9 869	218 083	8 696	243 638
	AUSTRIA	47	7 736	34	10 899
	BELGIUM	45	2 101	530	7 736
	SWITZERLAND	79 398	775 907	76	18 945
	LUXEMBOURG	0	0	3	237
	DENMARK	129	15 216	4	613
	NORWAY	28	2 026	1	28
	SWEDEN	2 339	12 813	7 207	70 117
	FINLAND	79	6 096	53	3 400
	IRELAND	15	10 692	0	0
	ITALY	25 923	191 866	7 034	78 145
	SPAIN	120	1 867	56	5 866

http://www.bps.go.id

HS / SITC	COMMODITY DESCRIPTION / COUNTRY OF ORIGIN	JANUARY - DECEMBER 2015		JANUARY - DECEMBER 2016	
		NET WEIGHT (KG)	CIF VALUE (US$)	NET WEIGHT (KG)	CIF VALUE (US$)
	HUNGARY	35	413	25	214
	POLAND	5	111	23	958
	ROMANIA	2	97	22	498
	MOLDOVA, REPUBLIC OF	0	0	89	797
	UKRAINE	2	3	0	0
	SLOVAKIA	11	238	18	354
	CZECH REPUBLIC	5	147	8	943
	RUSSIA FEDERATION	3	31	10	478
	SUB TOTAL	**5 381 141**	**15 127 311**	**6 880 019**	**22 483 339 ***
3917400000	**FITTINGS OF PLASTICS**				
58170	JAPAN	374 077	5 250 082	321 428	4 765 323
	HONG KONG	369	5 997	21 195	42 139
	KOREA, REPUBLIC OF	680 664	5 950 964	445 087	4 263 951
	TAIWAN	1 406 961	2 980 570	1 549 159	3 402 089
	CHINA	2 021 383	5 269 007	2 192 601	5 295 565
	THAILAND	119 581	1 557 713	110 141	1 455 396
	SINGAPORE	795 917	3 562 216	1 032 844	3 728 496
	PHILIPPINES	108	503	160	5 153
	MALAYSIA	729 888	2 801 779	1 734 159	3 401 228
	VIET NAM	2 403	2 662	5 162	18 559
	INDIA	52 876	373 612	88 680	428 970
	PAKISTAN	16	20	856	4 534
	SRI LANKA	5 633	6 957	0	0
	SAUDI ARABIA	11 656	100 506	0	0
	ISRAEL	312	1 072	196	3 257
	TURKEY	40 951	288 186	83 382	347 285
	UNITED ARAB EMIRATES	42 573	256 940	37 508	383 734
	EGYPT	653	19 008	12 582	303 974
	SOMALIA	9	236	0	0
	LIBERIA	0	0	153	2 255
	NIGERIA	0	0	85	475
	AUSTRALIA	53 616	643 417	58 459	721 541
	NEW ZEALAND	4	44	13	1 414
	UNITED STATES	45 331	1 031 708	103 551	1 222 957
	CANADA	242	2 214	1 247	82 219
	MEXICO	70	2 755	269	2 857
	BRAZIL	6	165	106	3 572
	UNITED KINGDOM	70 391	3 679 367	60 655	1 389 524
	NETHERLANDS	69 549	307 850	44 793	327 967
	FRANCE	3 155	45 159	9 364	62 254
	GERMANY, FED. REP. OF	99 468	1 239 861	148 040	1 216 843
	AUSTRIA	1 014	33 985	901	17 180
	BELGIUM	195	13 543	798	21 418
	SWITZERLAND	41 783	694 487	104 472	1 651 085
	DENMARK	4	297	3	259
	NORWAY	12	789	76	8 304
	SWEDEN	640	7 452	2 153	37 019
	FINLAND	2 273	28 462	5 770	48 508
	ITALY	189 924	906 403	245 931	1 315 952
	SPAIN	2 128	19 702	812	10 817
	GREECE	1 448	10 590	0	0
	HUNGARY	1 104	23 342	36	2 779
	POLAND	3	132	6	166
	ROMANIA	14	203	0	0
	SLOVAKIA	11	162	0	0
	CZECH REPUBLIC	7	38	4 072	40 870
	SUB TOTAL	**6 868 422**	**37 120 157**	**8 426 905**	**36 037 888 ***
3918101100	**TILES OF POLYMERS OF VINYL CHLORIDE**				
89331	JAPAN	12 428	14 982	15 542	154 116
	HONG KONG	21 442	23 386	0	0
	KOREA, REPUBLIC OF	931 551	781 796	601 548	661 110
	TAIWAN	19 000	22 440	0	0
	CHINA	1 214 854	805 022	3 359 332	2 484 296
	THAILAND	377 425	362 098	220 540	251 331
	SINGAPORE	18 763	33 101	2 603	6 143
	MALAYSIA	49	205	196	186
	VIET NAM	468 064	437 386	371 608	325 846
	INDIA	9 753	3 196	88	1 105
	SAUDI ARABIA	20 053	6 808	0	0

http://www.bps.go.id

HS / SITC	COMMODITY DESCRIPTION / COUNTRY OF ORIGIN	JANUARY - DECEMBER 2015		JANUARY - DECEMBER 2016	
		NET WEIGHT (KG)	CIF VALUE (US$)	NET WEIGHT (KG)	CIF VALUE (US$)
	UNITED STATES	1 325	9 261	358	3 309
	UNITED KINGDOM	0	0	500	1 716
	FRANCE	0	0	73	1 281
	GERMANY, FED. REP. OF	55 595	96 459	1 510	4 398
	BELGIUM	178	7 401	321	9 413
	SUB TOTAL	**3 150 480**	**2 603 541**	**4 574 219**	**3 904 250 ***
3918101900	**OTH FLOOR COVERING OF POLYMERS OF VINYLCHLORIDE**				
89331	JAPAN	7 248	66 635	15 930	54 750
	HONG KONG	19 950	25 831	7 134	5 633
	KOREA, REPUBLIC OF	1 220 681	995 057	1 171 956	1 463 043
	TAIWAN	64 847	73 176	41 664	178 728
	CHINA	5 250 436	2 472 026	7 503 745	4 599 543
	THAILAND	3 878 770	2 812 738	3 974 169	2 132 431
	SINGAPORE	6 446	28 305	73 282	69 498
	MALAYSIA	4 408 604	2 726 863	3 872 655	2 827 112
	VIET NAM	2 626 736	2 071 562	1 955 396	1 212 589
	INDIA	1 942 563	568 279	1 559 342	869 517
	QATAR	0	0	12	35
	SOUTH AFRICA	7 017	17 961	0	0
	AUSTRALIA	300	2 872	12 811	10 470
	UNITED STATES	13 679	274 771	10 345	64 718
	UNITED KINGDOM	95 188	47 522	97 694	79 645
	NETHERLANDS	0	0	53	2 033
	FRANCE	30 571	83 419	46 332	153 594
	GERMANY, FED. REP. OF	410	5 227	1 155	6 649
	BELGIUM	5 354	20 562	11 802	31 006
	LUXEMBOURG	0	0	3 202	6 273
	FINLAND	15 276	82 866	0	0
	HUNGARY	14 300	7 416	0	0
	ROMANIA	0	0	6 092	17 588
	SUB TOTAL	**19 608 376**	**12 383 088**	**20 364 771**	**13 784 855 ***
3918109000	**WALL OR CEILING COVERINGS OF POLYMERS OF VINYL CHLORIDE**				
89331	JAPAN	73 205	149 458	158 988	261 828
	HONG KONG	60 674	64 953	42 678	30 430
	KOREA, REPUBLIC OF	691 756	497 431	953 740	878 809
	TAIWAN	204 260	179 298	319 989	296 628
	CHINA	5 114 431	3 545 514	5 625 116	5 159 325
	THAILAND	771 690	272 450	1 409 219	757 206
	SINGAPORE	1 998 330	366 837	269 884	194 524
	PHILIPPINES	0	0	44	448
	MALAYSIA	71 734	24 170	1 508 032	1 017 477
	VIET NAM	2 520	7 499	71 824	41 577
	INDIA	59 738	46 735	25 574	11 000
	IRAN (ISLAMIC REPUBLIC OF)	0	0	17 980	12 425
	TURKEY	64	789	0	0
	UNITED ARAB EMIRATES	0	0	68	468
	AUSTRALIA	132	1 622	15 581	28 654
	UNITED STATES	71 456	599 350	64 029	636 877
	PARAGUAY	0	0	27 250	10 379
	UNITED KINGDOM	21 131	13 908	19 312	33 913
	NETHERLANDS	32 666	163 929	31 021	126 281
	FRANCE	207 091	438 743	290 288	2 196 587
	GERMANY, FED. REP. OF	5 055	18 091	53 872	77 085
	BELGIUM	15 935	24 568	17 412	26 212
	LUXEMBOURG	2 180	7 345	0	0
	DENMARK	0	0	24 200	31 024
	SWEDEN	131 915	309 949	24 064	51 665
	ITALY	2 168	10 762	142	3 100
	SPAIN	144	4 929	142	1 951
	POLAND	0	0	68	1 056
	SUB TOTAL	**9 538 275**	**6 748 330**	**10 970 517**	**11 886 929 ***
3918901100	**TILES OF POLYETHYLENE**				
89331	JAPAN	0	0	33	545
	KOREA, REPUBLIC OF	7 356	4 125	7 391	38 272
	TAIWAN	10 334	64 897	0	0
	CHINA	112 384	272 635	20 682	29 521
	THAILAND	0	0	816	1 163

http://www.bps.go.id

HS / SITC	COMMODITY DESCRIPTION / COUNTRY OF ORIGIN	JANUARY - DECEMBER 2015		JANUARY - DECEMBER 2016	
		NET WEIGHT (KG)	CIF VALUE (US$)	NET WEIGHT (KG)	CIF VALUE (US$)
	MALAYSIA	430	565	0	0
	AUSTRALIA	14	512	18 447	247 898
	UNITED STATES	2	17	0	0
	UNITED KINGDOM	0	0	39	189
	FRANCE	0	0	19	141
	BELGIUM	0	0	53	2 607
	ITALY	262	720	0	0
	SUB TOTAL	**130 782**	**343 471**	**47 480**	**320 336 ***
3918901300	**OTH FLOOR COVERINGS OF POLYETHYLENE**				
89331	JAPAN	14 199	60 332	127	1 789
	HONG KONG	0	0	532	4 968
	KOREA, REPUBLIC OF	1 650	9 330	0	0
	TAIWAN	76 444	218 571	11 679	70
	CHINA	396 802	871 554	317 313	497 039
	THAILAND	724	14 312	97	1 738
	SINGAPORE	5 635	40 057	7 911	32 484
	MALAYSIA	5 345	31 398	1 572	442
	VIET NAM	3 862	16 451	2 013	6 862
	UNITED STATES	2 744	17 948	276	12 432
	GERMANY, FED. REP. OF	193	1 777	0	0
	BELGIUM	528	3 446	0	0
	HUNGARY	4 226	20 553	2 565	12 759
	SUB TOTAL	**512 352**	**1 305 729**	**344 085**	**570 583 ***
3918901400	**OTH FLOOR COVERINGS OF CHEMICALDERIVATIVES OF NATURAL RUBBER**				
89331	JAPAN	0	0	7	14
	CHINA	0	0	319	1 565
	UNITED KINGDOM	0	0	23	207
	SUB TOTAL	**0**	**0**	**349**	**1 786 ***
3918901900	**OTHER FLOOR COVERINGS OF OTHER PLASTICS**				
89331	JAPAN	35	5 470	366	2 607
	HONG KONG	58	668	0	0
	KOREA, REPUBLIC OF	82 391	104 882	13 265	2 585
	TAIWAN	3 116	10 099	2 588	8 134
	CHINA	375 397	440 295	802 143	564 830
	THAILAND	27 260	36 268	12	257
	SINGAPORE	0	0	11 096	20 735
	MALAYSIA	9 473	22 288	12 551	36 000
	VIET NAM	0	0	8 874	26 647
	AUSTRALIA	0	0	6	157
	UNITED STATES	530 658	3 014 796	6 527	37 187
	NETHERLANDS	1	33	1 203	5 440
	FRANCE	5 533	7 718	0	0
	GERMANY, FED. REP. OF	452	8 017	0	0
	BELGIUM	0	0	643	2 607
	DENMARK	63	1 162	14 006	62 635
	SWEDEN	161	710	597	2 373
	ITALY	1 039	2 872	573	3 766
	SPAIN	7	109	9 055	29 383
	POLAND	55	490	0	0
	CZECH REPUBLIC	0	0	950	3 867
	SUB TOTAL	**1 035 699**	**3 655 877**	**884 455**	**809 210 ***
3918909100	**WALL OR CEILING COVERING OF POLYETHYLENE**				
89331	JAPAN	19 181	195 713	22 235	241 121
	KOREA, REPUBLIC OF	3 005	43 660	3 583	55 639
	TAIWAN	12 128	51 143	22 875	191 757
	CHINA	239 207	373 725	223 770	355 040
	THAILAND	3 231 282	6 712 761	2 279 677	4 296 171
	SINGAPORE	2 532	73 387	11	242
	MALAYSIA	0	0	7 240	3 488
	INDIA	14 725	91 904	0	0
	UNITED STATES	0	0	57 915	143 289
	CANADA	3 447	20 642	5 963	42 893
	GERMANY, FED. REP. OF	47 376	97 944	42 496	140 557
	SUB TOTAL	**3 572 883**	**7 660 879**	**2 665 765**	**5 470 197 ***

http://www.bps.go.id

HS / SITC	COMMODITY DESCRIPTION / COUNTRY OF ORIGIN	JANUARY - DECEMBER 2015		JANUARY - DECEMBER 2016	
		NET WEIGHT (KG)	CIF VALUE (US$)	NET WEIGHT (KG)	CIF VALUE (US$)
3918909200	**WALL OR CEILING COVERINGS OF CHEMICALDERIVATIVES OF NATURAL RUBBER**				
89331	KOREA, REPUBLIC OF	0	0	556	5 925
	CHINA	138	44	0	0
	SINGAPORE	4 759	15 274	0	0
	SUB TOTAL	**4 897**	**15 318**	**556**	**5 925 ***
3918909900	**WALL OR CEILING COVERINGS OF OTHERPLASTIC**				
89331	JAPAN	44 819	491 457	449 267	2 921 446
	HONG KONG	73 157	59 736	1 824	5 778
	KOREA, REPUBLIC OF	51 084	114 024	143 213	147 764
	TAIWAN	52 817	254 682	86 463	340 200
	CHINA	812 448	1 491 832	1 348 971	1 626 883
	THAILAND	20 305	54 537	100 928	91 070
	SINGAPORE	199 590	813 093	385 403	861 207
	PHILIPPINES	26 033	65 865	0	0
	MALAYSIA	6 203	41 729	39 010	104 298
	VIET NAM	214	1 644	0	0
	INDIA	7 390	8 480	145 866	83 516
	UNITED ARAB EMIRATES	26 610	20 160	0	0
	SOUTH AFRICA	2 860	8 063	0	0
	AUSTRALIA	373	15 511	289	7 267
	UNITED STATES	408	4 249	13 756	124 131
	UNITED KINGDOM	417	3 468	1 045	7 522
	NETHERLANDS	97 378	118 396	90	1 163
	GERMANY, FED. REP. OF	302	16 914	140	11 935
	AUSTRIA	582	6 518	0	0
	BELGIUM	494	3 274	1 323	9 408
	NORWAY	0	0	471	7 691
	SWEDEN	3 423	22 585	3 832	24 428
	ITALY	1 549	5 545	609	2 199
	SPAIN	39	1 398	55	1 737
	PORTUGAL	0	0	224	4 547
	POLAND	839	4 235	510	2 394
	UKRAINE	89	305	0	0
	CZECH REPUBLIC	608	2 801	0	0
	SUB TOTAL	**1 430 031**	**3 630 501**	**2 723 289**	**6 386 584 ***
3919101000	**SELF-ADHESIVE PLATE,SHEET,FILM,FOIL,TAPE&STRIP,WIDTH=<20CM;PLYMER VINYL CHLORID**				
58211	JAPAN	226 264	5 842 019	388 021	2 837 890
	HONG KONG	16 710	276 097	20 767	172 870
	KOREA, DEM. PEOPLE'S REP.	430	4 262	0	0
	KOREA, REPUBLIC OF	90 397	952 226	104 791	745 826
	TAIWAN	26 762	133 132	67 927	268 723
	CHINA	1 247 900	3 431 604	1 464 914	3 367 760
	THAILAND	35 588	55 073	95 969	545 256
	SINGAPORE	40 781	575 527	54 888	335 547
	PHILIPPINES	50	693	0	0
	MALAYSIA	22 642	296 392	14 040	267 950
	CAMBODIA	0	0	4	7
	VIET NAM	258	8 648	140	6 797
	INDIA	4 024	32 738	4	63
	INDONESIA	1	9	0	0
	SAUDI ARABIA	560	5 093	0	0
	TURKEY	0	0	1	2
	UNITED ARAB EMIRATES	4 981	13 677	5 146	9 657
	AUSTRALIA	2	114	0	0
	UNITED STATES	5 622	33 908	2 184	29 738
	CANADA	255	9 159	0	0
	MEXICO	1 330	147 143	2 013	215 611
	UNITED KINGDOM	5 001	77 485	5 557	91 287
	NETHERLANDS	367	1 181	5	856
	FRANCE	1 380	9 531	13	2 690
	GERMANY, FED. REP. OF	3 508	29 369	1 764	17 171
	AUSTRIA	3	285	0	0
	BELGIUM	21	2 533	17	1 759
	SWITZERLAND	191	351	0	0
	SWEDEN	0	0	45	728
	IRELAND	0	0	7 230	243 595
	ITALY	88	2 435	605	5 909
	SPAIN	1 478	15 174	3 222	54 929
	PORTUGAL	418	6 464	64	2 141

http://www.bps.go.id

HS / SITC	COMMODITY DESCRIPTION / COUNTRY OF ORIGIN	JANUARY - DECEMBER 2015		JANUARY - DECEMBER 2016	
		NET WEIGHT (KG)	CIF VALUE (US$)	NET WEIGHT (KG)	CIF VALUE (US$)
	HUNGARY	0	0	15	946
	POLAND	0	0	18	1 319
	SUB TOTAL	**1 737 012**	**11 962 322**	**2 239 364**	**9 227 027 ***
3919102000	**SELF-ADHESIVE PLATE,SHEET,FILM,FOIL,TAPE&STRIP,WIDTH=<20CM;POLYETHYLENE**				
58211	JAPAN	157 664	2 796 461	126 768	3 200 231
	HONG KONG	8 824	72 319	6 823	137 284
	KOREA, REPUBLIC OF	30 265	568 212	40 074	506 044
	TAIWAN	1 568	23 510	68 988	217 579
	CHINA	198 569	1 163 038	350 853	1 389 769
	THAILAND	15 117	43 711	6 850	156 608
	SINGAPORE	214 740	3 588 970	207 881	2 085 358
	PHILIPPINES	0	0	365	10 305
	MALAYSIA	44 171	128 505	26 596	705 408
	VIET NAM	2 809	33 649	25	126
	INDIA	0	0	30 099	155 112
	INDONESIA	0	0	2	284
	TURKEY	0	0	7 123	56 913
	AUSTRALIA	10 806	170 231	382	7 359
	NEW ZEALAND	0	0	1 592	23 767
	UNITED STATES	14 741	248 448	35 563	632 308
	CANADA	5 003	30 255	583	8 953
	MEXICO	0	0	63	1 757
	UNITED KINGDOM	399	48 281	20 993	132 581
	NETHERLANDS	30	5 797	943	9 444
	FRANCE	5	213	2	798
	GERMANY, FED. REP. OF	1 076	27 034	31 937	518 956
	AUSTRIA	416	2 156	0	0
	BELGIUM	180	4 775	745	1 076
	SWEDEN	0	0	117	186
	ITALY	77 577	264 801	23 970	82 881
	SUB TOTAL	**783 960**	**9 220 366**	**989 337**	**10 041 087 ***
3919109000	**SELF-ADHESIVE PLATE,SHEET,FILM,FOIL,TAPE&STRIP,WIDTH=<20CM;OTH PLASTICS**				
58211	JAPAN	534 781	9 071 221	722 844	14 256 323
	HONG KONG	118 600	1 719 857	84 600	1 470 646
	KOREA, REPUBLIC OF	583 071	5 133 081	943 872	6 442 703
	TAIWAN	538 670	2 262 946	210 339	1 306 232
	CHINA	4 238 914	20 971 351	5 828 917	25 266 428
	THAILAND	441 145	2 618 677	445 282	2 988 465
	SINGAPORE	516 786	4 728 920	805 389	10 115 268
	PHILIPPINES	3 794	32 841	2 750	24 834
	MALAYSIA	322 331	996 577	900 716	2 401 480
	MYANMAR	21	92	0	0
	BRUNEI DARUSSALAM	11	1 595	1	1
	VIET NAM	6 316	277 005	134 463	737 795
	INDIA	12 389	50 156	7 621	46 472
	PAKISTAN	0	0	54	521
	SRI LANKA	0	0	1	70
	INDONESIA	11	144	21	97
	IRAN (ISLAMIC REPUBLIC OF)	4	179	0	0
	SAUDI ARABIA	0	0	306 777	515 727
	TURKEY	93 374	604 524	18 893	148 616
	UNITED ARAB EMIRATES	22	251	961	1 904
	EGYPT	6	202	0	0
	LIBYAN ARAB JAMAHIRIYA	0	0	8	1 003
	TUNISIA	0	0	9	1
	NIGERIA	1	2	0	0
	GABON	104	11 939	0	0
	AUSTRALIA	6 429	116 052	4 818	94 047
	AMERICAN SAMOA	0	0	4 689	2 476
	UNITED STATES	234 197	3 054 860	111 545	2 216 429
	CANADA	3 775	53 534	3 372	50 004
	MEXICO	540	7 557	39	3 184
	ARGENTINA	0	0	1 417	55 914
	BRAZIL	1 388	25 298	1 264	21 910
	COLOMBIA	26	5 027	0	0
	UNITED KINGDOM	382 501	3 936 513	383 712	4 155 700
	NETHERLANDS	8 280	106 714	10 743	135 838
	FRANCE	110	27 938	697	58 197
	GERMANY, FED. REP. OF	113 916	1 571 067	82 447	1 055 573

http://www.bps.go.id

HS / SITC	COMMODITY DESCRIPTION / COUNTRY OF ORIGIN	JANUARY - DECEMBER 2015		JANUARY - DECEMBER 2016	
		NET WEIGHT (KG)	CIF VALUE (US$)	NET WEIGHT (KG)	CIF VALUE (US$)
	AUSTRIA	29	1 764	249	10 751
	BELGIUM	3 978	129 877	17 643	155 372
	SWITZERLAND	17 959	11 448 761	16 029	10 344 434
	LUXEMBOURG	0	0	42	526
	DENMARK	16	130	85	2 206
	NORWAY	17	390	1	6
	SWEDEN	182	993	0	0
	FINLAND	149	1 101	0	0
	IRELAND	1 566	17 439	1 324	44 456
	ITALY	7 070	53 140	5 705	104 299
	SPAIN	2 955	37 243	1 658	5 645
	PORTUGAL	56	691	575	7 860
	HUNGARY	47	317	343	8 444
	POLAND	28	1 443	0	0
	ROMANIA	5	39	7	174
	BULGARIA	299	7 635	0	0
	KAZAKHSTAN	0	0	4	603
	KYRGYZSTAN	0	0	97	1 046
	CROATIA	1	5	380	6 467
	SLOVAKIA	0	0	1	6
	CZECH REPUBLIC	0	0	41	5 817
	RUSSIA FEDERATION	17	1 939	2	7
	SUB TOTAL	**8 195 887**	**69 089 027**	**11 062 447**	**84 271 977 ***
3919901000	**SELF-ADHESIVE PLATE,SHEET,FILM,FOIL,TAPE&STRIP,WIDTH>=20CM;PLYMER VINYL CHLORID**				
58219	JAPAN	303 557	2 176 571	17 433	339 103
	HONG KONG	149	5 366	1 459	37 773
	KOREA, REPUBLIC OF	290 909	743 522	185 257	505 792
	TAIWAN	2 167 643	7 203 149	2 591 351	7 902 747
	CHINA	1 178 022	2 586 233	3 614 189	6 721 914
	THAILAND	46 127	254 206	10 320	618 512
	SINGAPORE	18 759	3 021 996	19 452	279 525
	PHILIPPINES	0	0	4	45
	MALAYSIA	11 225	36 093	7 731	62 660
	VIET NAM	593	11 321	432	12 450
	INDIA	1 529	10 643	71	298
	AUSTRALIA	173	5 687	167	1 718
	NEW ZEALAND	287	10 492	51	7 572
	UNITED STATES	62 289	637 019	24 156	153 491
	MEXICO	3	147	0	0
	UNITED KINGDOM	505	14 484	2 331	28 031
	NETHERLANDS	253	8 272	54	1 744
	FRANCE	20	581	367	38 092
	GERMANY, FED. REP. OF	432 795	784 207	432 799	1 563 644
	BELGIUM	3	374	534	8 781
	SWITZERLAND	0	0	2	515
	SWEDEN	127	191	0	0
	FINLAND	126	764	0	0
	ITALY	641	43 000	490	24 867
	SPAIN	37	397	0	0
	HUNGARY	0	0	187	1 706
	SUB TOTAL	**4 515 772**	**17 554 715**	**6 908 837**	**18 310 980 ***
3919902000	**SELF-ADHESIVE PLATE,SHEET,FILM,FOIL,TAPE&STRIP,WIDTH>=20CM;OF HARDENED PROTEINS**				
58219	JAPAN	20 839	312 439	16 202	273 850
	HONG KONG	97	1 779	2 863	14 093
	KOREA, REPUBLIC OF	8 368	84 589	6 617	75 083
	TAIWAN	596	6 064	4 858	32 289
	CHINA	56 515	35 988	25 889	28 845
	THAILAND	59	735	73	767
	SINGAPORE	1 865	15 614	564	24 014
	MALAYSIA	33	1 198	0	0
	INDONESIA	30	849	0	0
	AUSTRALIA	0	0	34	148
	CANADA	0	0	6 060	27 352
	UNITED KINGDOM	0	0	22	1 368
	SUB TOTAL	**88 402**	**459 255**	**63 182**	**477 809 ***
3919909000	**SELF-ADHESIVE PLATE,SHEET,FILM,FOIL,TAPE&STRIP,WIDTH>=20CM; OTH PLASTICS**				
58219	JAPAN	1 347 304	16 962 829	1 762 448	24 757 184

http://www.bps.go.id

HS / SITC	COMMODITY DESCRIPTION / COUNTRY OF ORIGIN	JANUARY - DECEMBER 2015		JANUARY - DECEMBER 2016	
		NET WEIGHT (KG)	CIF VALUE (US$)	NET WEIGHT (KG)	CIF VALUE (US$)
	HONG KONG	127 549	1 946 784	327 827	5 199 613
	KOREA, REPUBLIC OF	1 379 848	6 047 923	1 730 867	5 028 087
	TAIWAN	3 052 958	5 744 095	3 376 417	7 706 135
	CHINA	14 423 816	25 452 974	20 481 311	37 395 266
	THAILAND	1 570 002	14 042 919	1 313 778	11 213 150
	SINGAPORE	1 561 871	9 815 793	2 521 948	13 715 015
	PHILIPPINES	50 892	301 094	134 141	727 836
	MALAYSIA	16 412 109	39 922 828	18 625 050	41 895 098
	CAMBODIA	1	7	0	0
	VIET NAM	966 659	2 818 566	548 855	2 297 581
	INDIA	12 437	366 206	13 280	291 920
	SRI LANKA	37	1 007	0	0
	INDONESIA	371	4 333	66	2 078
	ISRAEL	8	941	75	3 291
	KUWAIT	0	0	9	101
	OMAN	0	0	4	492
	TURKEY	502	38 574	37 711	650 331
	UNITED ARAB EMIRATES	2	25	42	4 550
	EGYPT	0	0	1	1
	GHANA	0	0	7	977
	AUSTRALIA	37 513	265 968	45 095	261 172
	NEW ZEALAND	344	10 531	3 002	45 781
	UNITED STATES	625 553	11 169 784	498 581	16 528 914
	CANADA	98 563	461 102	42 211	287 029
	MEXICO	183	11 221	4 293	136 039
	PANAMA	0	0	163	1 367
	ARGENTINA	0	0	23	1 199
	BRAZIL	14	2 073	334	11 120
	PERU	22	2 295	0	0
	UNITED KINGDOM	584 440	2 408 218	459 653	1 992 254
	NETHERLANDS	11 264	291 707	6 732	105 794
	FRANCE	3 166	36 139	3 678	131 202
	GERMANY, FED. REP. OF	732 428	2 423 142	1 071 486	2 872 818
	AUSTRIA	2 971	66 664	569	37 764
	BELGIUM	2 241	57 729	6 355	123 118
	SWITZERLAND	217	4 844	105 530	5 184 144
	LUXEMBOURG	496	4 968	307	3 319
	DENMARK	35	800	2 870	9 628
	NORWAY	92	4 559	87	2 682
	SWEDEN	1 286	24 741	88	8 136
	FINLAND	20 018	149 563	48 847	360 913
	IRELAND	18	32	43	1 190
	ITALY	10 397	315 217	18 131	482 662
	SPAIN	12 129	57 668	23 134	156 286
	PORTUGAL	0	0	148	1 776
	HUNGARY	0	0	5	21
	POLAND	1 215	5 807	1 915	10 752
	ROMANIA	0	0	34	945
	LITHUANIA	1	53	0	0
	GEORGIA	0	0	18	160
	MALTA	3	144	0	0
	CZECH REPUBLIC	49	648	24	313
	RUSSIA FEDERATION	0	0	96	7 039
	SUB TOTAL	**43 051 024**	**141 242 515**	**53 217 289**	**179 654 243 ***
3920100000	**OTH PLATE,SHEET,FILM,FOIL&STRIP,ETHYLENE POLYMER,NON-CELLULAR&NOT REINFORCED**				
58221	JAPAN	422 870	2 960 237	410 050	2 952 436
	HONG KONG	73 421	228 029	97 578	235 709
	KOREA, REPUBLIC OF	896 987	3 620 205	619 899	2 547 955
	TAIWAN	3 025 194	6 871 732	2 060 272	5 043 292
	CHINA	15 255 568	22 675 211	17 902 408	29 113 764
	THAILAND	2 989 502	12 256 839	3 500 090	12 626 115
	SINGAPORE	1 968 942	5 701 264	1 675 530	3 763 411
	PHILIPPINES	7 301	40 492	11 162	17 129
	MALAYSIA	15 601 178	35 184 618	18 649 485	40 580 375
	VIET NAM	72 442	97 274	820 689	1 633 099
	INDIA	51 149	236 957	27 153	130 399
	PAKISTAN	0	0	3 383	33 195
	ISRAEL	110 011	265 700	174 527	487 388
	TURKEY	27 246	64 026	35 395	88 445
	UNITED ARAB EMIRATES	440 463	889 685	780 054	1 426 029
	SOUTH AFRICA	0	0	15 285	80 321

http://www.bps.go.id

HS / SITC	COMMODITY DESCRIPTION / COUNTRY OF ORIGIN	JANUARY - DECEMBER 2015		JANUARY - DECEMBER 2016	
		NET WEIGHT (KG)	CIF VALUE (US$)	NET WEIGHT (KG)	CIF VALUE (US$)
	AUSTRALIA	2 756	15 297	77 097	388 994
	NEW ZEALAND	1 565	24 318	340	5 116
	UNITED STATES	404 181	2 591 753	196 227	688 996
	CANADA	35 483	192 200	26 071	125 032
	BRAZIL	0	0	268	18 005
	UNITED KINGDOM	10 307	20 409	777	5 654
	NETHERLANDS	2 675	19 207	10 706	89 494
	FRANCE	5 949	43 807	6 952	29 624
	GERMANY, FED. REP. OF	127 463	609 213	293 996	1 564 397
	AUSTRIA	11 976	75 753	176	1 310
	BELGIUM	0	0	30 932	97 992
	SWITZERLAND	645	6 904	1 840	16 200
	DENMARK	802	6 240	4 396	34 125
	NORWAY	26	50	0	0
	SWEDEN	48 620	490 136	130 741	985 134
	FINLAND	60	5 840	125	1 263
	ITALY	21 835	64 038	22 265	64 051
	SPAIN	10 764	9 694	130 193	204 747
	GREECE	0	0	2 490	19 586
	HUNGARY	0	0	391	1 107
	POLAND	43 049	78 789	0	0
	CZECH REPUBLIC	95	667	0	0
	SUB TOTAL	**41 670 525**	**95 346 584**	**47 718 943**	**105 099 889 ***
3920201000	**BIAXIALLY ORIENTED POLYPROPYLENE (BOPP)FILM,OF POLYMERS OF PROPYLENE**				
58222	JAPAN	53 193	248 535	172 836	559 476
	HONG KONG	75	3 000	6	136
	KOREA, REPUBLIC OF	105 301	461 671	104 572	489 900
	TAIWAN	1 175 755	1 910 286	626 240	854 829
	CHINA	7 622 745	11 869 543	10 346 846	14 284 769
	THAILAND	10 041 743	18 335 745	10 082 596	14 757 655
	SINGAPORE	6 525	176 618	38 002	90 999
	PHILIPPINES	270 918	635 127	180 464	376 212
	MALAYSIA	414 596	1 100 069	1 540 857	3 047 028
	VIET NAM	8 155 812	13 129 104	11 820 900	16 036 118
	INDIA	32 649	48 134	10 786	17 181
	BANGLADESH	26	12	0	0
	INDONESIA	27 743	65 924	14 539	47 352
	OMAN	0	0	72 869	115 402
	UNITED ARAB EMIRATES	16	10	331 188	553 346
	AUSTRALIA	36 819	82 465	34 740	75 777
	NEW ZEALAND	911	44 462	0	0
	UNITED STATES	1 799	36 397	2 493	65 114
	UNITED KINGDOM	828	4 089	0	0
	NETHERLANDS	42	372	40	727
	FRANCE	30	2 550	19	1 547
	GERMANY, FED. REP. OF	1 529	10 102	3 600	70 833
	BELGIUM	4 056	33 811	0	0
	SWEDEN	0	0	1	5
	ITALY	4 209	47 557	2 985	103 445
	SUB TOTAL	**27 957 320**	**48 245 583**	**35 386 579**	**51 547 851 ***
3920209000	**OTH PLATE,SHEET,FILM,STRIP,PROPYLENEPOLYMERS,NON-CELLULAR&NOT REINFORCED**				
58222	JAPAN	776 218	9 858 978	746 042	8 417 343
	HONG KONG	4 453	90 326	889 207	3 662 093
	KOREA, REPUBLIC OF	542 896	2 924 733	540 110	2 297 930
	TAIWAN	508 450	1 613 753	591 389	2 361 914
	CHINA	2 038 796	2 316 976	5 701 775	6 324 425
	THAILAND	1 123 886	1 858 536	2 672 989	3 654 289
	SINGAPORE	299 533	2 200 611	484 442	2 890 034
	MALAYSIA	961 745	2 425 227	917 221	2 216 187
	CAMBODIA	0	0	25 260	1 516 566
	VIET NAM	1 201 137	2 477 881	3 549 215	6 281 303
	INDIA	29 819	42 152	24 977	47 145
	PAKISTAN	3	6	0	0
	INDONESIA	0	0	292	316
	SAUDI ARABIA	22	83	0	0
	JORDAN	29	2 031	0	0
	TURKEY	10 101	205 881	21 128	306 031
	UNITED ARAB EMIRATES	100	1 869	0	0
	BAHRAIN	5 930	17 255	0	0

http://www.bps.go.id

HS / SITC	COMMODITY DESCRIPTION / COUNTRY OF ORIGIN	JANUARY - DECEMBER 2015		JANUARY - DECEMBER 2016	
		NET WEIGHT (KG)	CIF VALUE (US$)	NET WEIGHT (KG)	CIF VALUE (US$)
	AUSTRALIA	18 947	287 120	30 125	391 289
	UNITED STATES	44 633	395 541	58 449	356 450
	UNITED KINGDOM	4 249	32 270	11 016	106 390
	NETHERLANDS	48 378	220 827	89 329	381 680
	FRANCE	7 231	75 900	6 822	111 629
	GERMANY, FED. REP. OF	79 187	441 146	219 977	1 259 300
	AUSTRIA	33	2 293	42	284
	BELGIUM	10 803	90 132	1 809	19 408
	SWITZERLAND	382	8 299	327	9 459
	DENMARK	3 191	31 104	0	0
	SWEDEN	37 069	451 953	0	0
	FINLAND	0	0	69	1 236
	ITALY	322	3 009	2 616	18 031
	PORTUGAL	0	0	1	9
	HUNGARY	162	1 424	0	0
	ROMANIA	0	0	3	46
	CZECH REPUBLIC	76	487	403	1 698
	SUB TOTAL	**7 757 781**	**28 077 803**	**16 585 035**	**42 632 485 ***
3920301000	**POLYMERS OF STYRENE OF AKIND USED AS ANADHESIVE BY MELTING**				
58223	JAPAN	2 234	99 688	3 407	118 029
	HONG KONG	6 555	123 342	5 317	101 121
	KOREA, REPUBLIC OF	302 755	3 754 824	319 663	3 970 028
	TAIWAN	2 714	12 439	3 752	10 030
	CHINA	128 662	561 460	72 636	279 800
	THAILAND	203	5 449	19	292
	SINGAPORE	311	8 653	391	10 604
	MALAYSIA	517	5 936	12	1 708
	BRUNEI DARUSSALAM	5	19	0	0
	VIET NAM	4	30	2	2
	INDIA	0	0	42	698
	UNITED STATES	215	6 909	93	4 135
	CANADA	0	0	64	2 230
	GERMANY, FED. REP. OF	0	0	3 858	36 860
	ITALY	0	0	38	1 922
	SUB TOTAL	**444 175**	**4 578 749**	**409 294**	**4 537 459 ***
3920302000	**ACRYLONITRITE BUTADIENE STYRENE(ABS)SHEET USED IN THE REFRIGERATOR MANUF.**				
58223	JAPAN	0	0	200	3 916
	KOREA, REPUBLIC OF	75 015	234 000	30 157	76 125
	TAIWAN	1 184	8 756	215	1 091
	CHINA	6 611	6 577	41 981	72 263
	THAILAND	0	0	2 180	4 476
	SINGAPORE	0	0	76	1 885
	MALAYSIA	1 912	5 990	0	0
	INDIA	0	0	121	1 092
	UNITED STATES	72	231	0	0
	GERMANY, FED. REP. OF	144	1 229	0	0
	SUB TOTAL	**84 938**	**256 783**	**74 930**	**160 848 ***
3920309000	**POLYMER STYRENE NOT USED AS AN ADHESIVEBY MELTING; NOT ABS SHEET**				
58223	JAPAN	233 848	4 032 227	218 933	3 893 043
	HONG KONG	18 900	117 218	6 377	83 017
	KOREA, REPUBLIC OF	8 895	71 637	15 115	157 649
	TAIWAN	39 290	274 409	46 537	149 673
	CHINA	517 277	2 908 699	898 668	2 763 230
	THAILAND	44 474	3 794 700	60 061	3 587 056
	SINGAPORE	38 885	235 170	4 949	40 631
	MALAYSIA	226 255	162 093	206 307	183 775
	CAMBODIA	7 331	29 562	0	0
	BRUNEI DARUSSALAM	12	10	0	0
	VIET NAM	24 360	82 061	17 246	46 848
	INDIA	45 506	340 864	32 234	248 338
	TURKEY	8 928	5 786	34 953	23 256
	UNITED ARAB EMIRATES	70	1 251	0	0
	AUSTRALIA	6 798	45 607	8 481	38 913
	UNITED STATES	14 183	363 828	17 801	231 628
	CANADA	1 591	4 109	0	0
	UNITED KINGDOM	0	0	44	430
	NETHERLANDS	6 173	23 932	4	149

http://www.bps.go.id

HS / SITC	COMMODITY DESCRIPTION / COUNTRY OF ORIGIN	JANUARY - DECEMBER 2015		JANUARY - DECEMBER 2016	
		NET WEIGHT (KG)	CIF VALUE (US$)	NET WEIGHT (KG)	CIF VALUE (US$)
	GERMANY, FED. REP. OF	8 263	77 925	9 981	116 618
	AUSTRIA	5 456	37 191	5 531	54 383
	BELGIUM	3	142	0	0
	HUNGARY	0	0	208	1 482
	POLAND	19	502	0	0
	SUB TOTAL	**1 256 517**	**12 608 923**	**1 583 430**	**11 620 119 ***
3920430000	**POLYMERS OF VINYL CHLORIDE TAPE;WEIGHT>=6% OF PLASTICISERS**				
58224	JAPAN	190 896	861 567	195 476	1 048 095
	HONG KONG	21 388	60 835	17 462	68 768
	KOREA, REPUBLIC OF	651 327	1 787 555	1 249 666	3 811 280
	TAIWAN	170 318	583 967	125 076	573 826
	CHINA	5 644 694	9 627 936	5 855 867	9 944 124
	THAILAND	388	3 052	1 556	61 544
	SINGAPORE	3 319	19 155	1 870	21 690
	MALAYSIA	316 940	872 325	484 211	1 128 270
	VIET NAM	1 021 013	2 475 157	2 655 419	4 303 945
	INDIA	1 150	4 414	0	0
	UNITED ARAB EMIRATES	13 118	39 354	0	0
	AUSTRALIA	288	1 100	0	0
	UNITED STATES	1 650	26 546	1 793	9 597
	CANADA	0	0	6	221
	UNITED KINGDOM	0	0	974	1 479
	NETHERLANDS	7 002	13 579	0	0
	FRANCE	0	0	2 927	57 775
	GERMANY, FED. REP. OF	16 917	142 895	1 563	7 618
	AUSTRIA	0	0	5 853	47 614
	BELGIUM	0	0	60	828
	SWEDEN	0	0	81	2 412
	ITALY	7	256	4 833	9 793
	SPAIN	24 439	51 401	24 769	87 262
	SUB TOTAL	**8 084 854**	**16 571 094**	**10 629 462**	**21 186 141 ***
3920490000	**POLYMERS OF VINYL CHLORIDE TAPE;WEIGHT<6% OF PLASTICISERS**				
58224	JAPAN	82 083	696 985	124 595	992 790
	HONG KONG	136 676	425 386	327 042	517 239
	KOREA, REPUBLIC OF	732 365	1 217 592	1 140 200	2 891 845
	TAIWAN	101 154	487 652	245 850	946 462
	CHINA	14 869 810	15 789 222	30 944 375	26 528 977
	THAILAND	6 502 955	16 353 192	5 895 388	16 006 558
	SINGAPORE	188 860	1 066 915	268 570	904 478
	PHILIPPINES	0	0	171 044	723 940
	MALAYSIA	89 666	245 245	125 054	288 729
	VIET NAM	416 895	519 874	719 972	759 722
	INDIA	79 681	340 733	128 914	621 807
	INDONESIA	3 310	21 011	3 638	20 806
	TURKEY	30	6 214	0	0
	SEYCHELLES	0	0	1 407	5 834
	AUSTRALIA	868	27 264	86	3 292
	UNITED STATES	36 019	175 415	12 535	413 673
	UNITED KINGDOM	865	6 142	8 776	33 725
	NETHERLANDS	0	0	18 123	67 634
	FRANCE	440	6 701	1 209	31 807
	GERMANY, FED. REP. OF	11 008	221 876	47 525	225 612
	AUSTRIA	220	2 591	0	0
	BELGIUM	72	2 976	116	2 340
	SWITZERLAND	12 899	145 593	5 959	50 521
	LUXEMBOURG	0	0	4	344
	DENMARK	0	0	9	178
	ITALY	42 262	273 988	38 586	264 715
	SPAIN	7 539	219 863	285	7 815
	GREECE	5 480	18 220	0	0
	HUNGARY	0	0	101	3 061
	LATVIA	0	0	274	20 728
	SUB TOTAL	**23 321 157**	**38 270 650**	**40 229 637**	**52 334 632 ***
3920510000	**ACRYLIC POLYMERS OFPOLY(METHYL METHACRYLATE)**				
58225	JAPAN	19 515	110 369	4 360	113 784
	HONG KONG	0	0	22	166
	KOREA, REPUBLIC OF	140 727	466 882	204 629	625 078

http://www.bps.go.id

HS / SITC	COMMODITY DESCRIPTION / COUNTRY OF ORIGIN	JANUARY - DECEMBER 2015		JANUARY - DECEMBER 2016	
		NET WEIGHT (KG)	CIF VALUE (US$)	NET WEIGHT (KG)	CIF VALUE (US$)
	TAIWAN	16 347	55 066	35 842	49 208
	CHINA	16 463	42 426	76 599	401 281
	THAILAND	17 534	9 336	57 447	135 773
	SINGAPORE	3 826	11 514	16 468	55 658
	MALAYSIA	117 414	141 371	375 467	240 904
	VIET NAM	2 002	5 363	12 488	31 705
	AUSTRALIA	3 334	36 471	3 676	42 967
	UNITED STATES	36 437	76 024	68 420	238 429
	BRAZIL	0	0	1	30
	UNITED KINGDOM	36	659	0	0
	NETHERLANDS	23	69	0	0
	GERMANY, FED. REP. OF	677	6 290	18 854	64 285
	AUSTRIA	9 228	51 672	649	10 158
	DENMARK	4	12	29	379
	ITALY	1 100	2 707	426	3 512
	SPAIN	0	0	80	990
	POLAND	58	678	15	282
	SUB TOTAL	**384 725**	**1 016 909**	**875 472**	**2 014 589 ***
3920590000	**OTHER ACRYLIC POLYMER EXCEPTPOLY(METHYL METHACRYLATE)**				
58225	JAPAN	10 049	221 420	4 658	89 606
	HONG KONG	80	1 304	0	0
	KOREA, REPUBLIC OF	17 193	98 741	15 716	83 154
	TAIWAN	109 819	223 783	44 657	147 226
	CHINA	431 688	372 421	437 337	292 273
	THAILAND	7 104	31 936	15 828	68 561
	SINGAPORE	66 934	219 523	152 442	212 055
	MALAYSIA	679 975	313 990	57 935	60 642
	VIET NAM	2 899	28 642	21 525	66 041
	AUSTRALIA	0	0	7 220	170 488
	UNITED STATES	148	7 836	872	39 469
	CANADA	0	0	37	622
	UNITED KINGDOM	0	0	1	15
	FRANCE	428	21 496	68	1 676
	GERMANY, FED. REP. OF	0	0	19	230
	DENMARK	0	0	1	20
	SWEDEN	0	0	7	121
	FINLAND	70	1 510	70	1 386
	ITALY	715	18 637	25	179
	POLAND	0	0	272	852
	SUB TOTAL	**1 327 102**	**1 561 239**	**758 690**	**1 234 616 ***
3920611000	**PLATES&SHEETS OF POLYCARBONATES**				
58226	JAPAN	17 454	356 361	28 583	699 135
	HONG KONG	257	2 521	160	5 209
	KOREA, REPUBLIC OF	24 684	126 037	52 911	281 189
	TAIWAN	292 505	547 984	242 128	345 225
	CHINA	704 524	1 220 917	586 296	1 410 962
	THAILAND	4 637	34 463	1 314	18 124
	SINGAPORE	212 893	329 586	744 683	1 605 205
	MALAYSIA	73 676	240 833	94 307	301 301
	VIET NAM	2 141	19 794	2 528	17 266
	INDONESIA	62	1 055	3	45
	ISRAEL	13 207	65 207	7 183	39 104
	AUSTRALIA	9 740	48 024	8 239	58 151
	NEW ZEALAND	0	0	31 466	167 196
	SAMOA	0	0	206	614
	UNITED STATES	41	14 002	22	921
	UNITED KINGDOM	64	1 230	0	0
	NETHERLANDS	5 463	67 233	5 232	57 510
	FRANCE	13	1 092	45	2 533
	GERMANY, FED. REP. OF	4 867	88 506	8 471	94 550
	DENMARK	0	0	2	271
	FINLAND	0	0	2 851	10 848
	ITALY	0	0	602	7 853
	GREECE	0	0	5 761	37 890
	RUSSIA FEDERATION	0	0	204	1 465
	SUB TOTAL	**1 366 228**	**3 164 845**	**1 823 197**	**5 162 567 ***

http://www.bps.go.id

HS / SITC	COMMODITY DESCRIPTION / COUNTRY OF ORIGIN	JANUARY - DECEMBER 2015		JANUARY - DECEMBER 2016	
		NET WEIGHT (KG)	CIF VALUE (US$)	NET WEIGHT (KG)	CIF VALUE (US$)
3920619000	**POLYCARBONATES EXCEPT PLATES AND SHEETSFORM**				
58226	JAPAN	215 644	1 509 267	173 591	1 436 440
	HONG KONG	693	23 380	495	3 072
	KOREA, REPUBLIC OF	71 153	308 162	159 782	431 956
	TAIWAN	62 492	230 598	55 369	148 205
	CHINA	292 194	920 787	261 578	815 298
	THAILAND	461	1 930	3	52
	SINGAPORE	7 607	86 727	51 153	201 687
	PHILIPPINES	214	6 582	49	49
	MALAYSIA	216 212	613 478	178 813	533 168
	VIET NAM	0	0	81	1 858
	INDIA	0	0	27 626	44 072
	AUSTRALIA	0	0	176	539
	UNITED STATES	103	3 332	712	14 765
	CANADA	1	113	0	0
	MEXICO	0	0	55	2 294
	UNITED KINGDOM	60	649	24	802
	NETHERLANDS	87	2 187	164	3 304
	FRANCE	43 800	170 230	0	0
	GERMANY, FED. REP. OF	51	2 458	3 518	27 015
	BELGIUM	0	0	22	278
	SPAIN	0	0	2	555
	RUSSIA FEDERATION	0	0	35	225
	SUB TOTAL	**910 772**	**3 879 880**	**913 248**	**3 665 634 ***
3920620000	**POLY(ETHYLENE TEREPHTHALATE)**				
58226	JAPAN	325 057	4 871 053	303 720	3 998 791
	HONG KONG	314 288	541 299	206 751	249 045
	KOREA, REPUBLIC OF	1 184 972	5 179 903	772 577	3 777 962
	TAIWAN	74 087	186 032	361 084	667 882
	CHINA	24 063 530	34 243 429	36 532 092	45 942 751
	THAILAND	11 885 691	19 635 007	13 882 176	21 417 828
	SINGAPORE	154 066	543 269	69 832	142 168
	PHILIPPINES	99	598	0	0
	MALAYSIA	873 225	1 806 056	995 057	2 052 436
	VIET NAM	180 125	462 364	4 709	11 538
	INDIA	459 575	920 455	1 063 482	1 573 296
	INDONESIA	618	2 102	731	3 815
	OMAN	93 814	120 082	0	0
	TURKEY	6 233	15 584	1 377	20 047
	UNITED ARAB EMIRATES	25 044	30 052	611 950	721 024
	BAHRAIN	0	0	664 998	805 216
	CAMEROON	7 258	9 072	0	0
	AUSTRALIA	1 110	21 401	1 866	41 817
	UNITED STATES	4 012	69 016	16 499	164 127
	CANADA	0	0	6	212
	UNITED KINGDOM	0	0	22	710
	NETHERLANDS	0	0	442	220
	FRANCE	8	1 315	5	1 319
	GERMANY, FED. REP. OF	131	5 229	12 987	51 557
	AUSTRIA	784	14 119	2 419	164 211
	BELGIUM	1 026	12 488	565	7 503
	SWITZERLAND	0	0	55	3 307
	LUXEMBOURG	110	1 416	0	0
	SWEDEN	0	0	1	13
	FINLAND	141	3 487	130	4 959
	ITALY	35	468	0	0
	POLAND	0	0	2	66
	SUB TOTAL	**39 655 039**	**68 695 296**	**55 505 535**	**81 823 820 ***
3920630000	**UNSATURATED POLYESTERS**				
58226	KOREA, REPUBLIC OF	5 095	22 196	1 015	42 569
	TAIWAN	90 696	88 206	62 039	105 416
	CHINA	574 959	1 334 845	911 434	2 303 574
	THAILAND	0	0	7 926	12 735
	SINGAPORE	285	3 398	8 513	57 342
	MALAYSIA	0	0	19 956	150 294
	INDIA	53	559	8 863	21 292
	UNITED STATES	30 091	90 579	3 905	6 314
	GERMANY, FED. REP. OF	10	289	527	10 317

http://www.bps.go.id

HS / SITC	COMMODITY DESCRIPTION / COUNTRY OF ORIGIN	JANUARY - DECEMBER 2015		JANUARY - DECEMBER 2016	
		NET WEIGHT (KG)	CIF VALUE (US$)	NET WEIGHT (KG)	CIF VALUE (US$)
	DENMARK	102	2 059	0	0
	SUB TOTAL	**701 291**	**1 542 131**	**1 024 178**	**2 709 853 ***
3920690000	**OTH POLYESTER,NOT POLYCARBONATE,POLY(ETHYLENE TEREPHTHALETE)&UNSATURATED PLYEST**				
58226	JAPAN	304 544	6 470 281	208 035	5 918 722
	HONG KONG	175 161	2 362 828	19 086	347 555
	KOREA, REPUBLIC OF	350 888	2 711 376	219 719	862 367
	TAIWAN	130 459	545 646	149 479	675 880
	CHINA	3 151 055	7 127 057	1 710 209	3 258 515
	THAILAND	195 157	383 786	246 826	494 144
	SINGAPORE	130 847	637 462	307 634	980 904
	PHILIPPINES	1 233	137 047	501	31 869
	MALAYSIA	767 803	1 468 053	321 072	763 947
	NEPAL	0	0	743	4 265
	VIET NAM	1 334	4 735	711	27 227
	INDIA	428 753	1 176 647	600 926	1 403 668
	SRI LANKA	466	3 091	1	2
	INDONESIA	0	0	416	1 644
	TURKEY	0	0	1 206	14 221
	BAHRAIN	10 434	33 285	0	0
	AUSTRALIA	296	2 994	123	5 792
	UNITED STATES	24 767	471 884	6 419	423 085
	CANADA	0	0	28	779
	UNITED KINGDOM	2 872	29 409	784	480 462
	NETHERLANDS	93	265	623	3 505
	FRANCE	94	4 700	1 452	64 243
	GERMANY, FED. REP. OF	2 885	74 304	1 168	28 889
	AUSTRIA	7 205	775 907	3 141	299 573
	BELGIUM	70	380	0	0
	SWITZERLAND	896	4 707	2	52
	FINLAND	0	0	74	4 009
	ITALY	10 542	1 431 775	26 635	357 945
	ROMANIA	3 589	246 439	2 047	145 015
	SUB TOTAL	**5 701 443**	**26 104 058**	**3 829 060**	**16 598 279 ***
3920711000	**CELLOPHANE FILM**				
58228	JAPAN	1 287 289	6 252 094	1 624 617	7 856 367
	KOREA, REPUBLIC OF	0	0	790	2 007
	TAIWAN	0	0	711	1 302
	CHINA	38 607	19 182	29 253	134 774
	THAILAND	0	0	8	431
	SINGAPORE	0	0	5 466	18 800
	INDIA	31 126	15 523	5	3 183
	UNITED KINGDOM	428 471	2 119 355	609 494	2 744 840
	SUB TOTAL	**1 785 493**	**8 406 154**	**2 270 344**	**10 761 704 ***
3920719000	**OTHER REGENERATED CELLULOSE, EXCEPTCELLOPHANE FILM**				
58228	JAPAN	168 024	432 790	972	17 696
	KOREA, REPUBLIC OF	1 155	5 628	721	3 898
	TAIWAN	850	1 340	498	1 080
	CHINA	38 576	15 641	155 243	77 100
	THAILAND	14 007	141 367	5 666	117 844
	SINGAPORE	772	6 128	2 044	20 679
	MALAYSIA	89	548	0	0
	INDIA	15 541	9 121	31 028	19 629
	UNITED STATES	133	236	0	0
	NETHERLANDS	209	1 993	261	2 252
	SWITZERLAND	0	0	1	54
	SWEDEN	69	801	13	331
	ITALY	0	0	113	880
	SUB TOTAL	**239 425**	**615 593**	**196 560**	**261 443 ***
3920730000	**CELLULOSE ACETATE OR ITS CHEMICALDERIVATIVES**				
58228	HONG KONG	0	0	28	683
	KOREA, REPUBLIC OF	1 005	11 551	0	0
	TAIWAN	3 864	14 007	22 533	65 898
	CHINA	21 278	46 409	62 232	64 085
	SINGAPORE	1	42	0	0
	UNITED STATES	0	0	1 588	227 135

http://www.bps.go.id

HS / SITC	COMMODITY DESCRIPTION / COUNTRY OF ORIGIN	JANUARY - DECEMBER 2015		JANUARY - DECEMBER 2016	
		NET WEIGHT (KG)	CIF VALUE (US$)	NET WEIGHT (KG)	CIF VALUE (US$)
	PUERTO RICO	0	0	1 633	210 927
	GERMANY, FED. REP. OF	0	0	5	130
	SUB TOTAL	**26 148**	**72 009**	**88 019**	**568 858 ***
3920791000	**NITROCELLULOSE (GUN COTTON) AND ITSDERIVATIVES**				
58228	JAPAN	10	2 384	0	0
	THAILAND	0	0	4	69
	NETHERLANDS	46	1 331	0	0
	ITALY	14	582	38	3 362
	SUB TOTAL	**70**	**4 297**	**42**	**3 431 ***
3920799000	**OTHER CELLULOSE DERIVATIVES,EXCEPTNITROCELLULOSE**				
58228	JAPAN	6	1 433	66	944
	HONG KONG	0	0	24	308
	TAIWAN	1 040	10 653	1 536	16 027
	SINGAPORE	58	249	811	5 946
	MALAYSIA	1 178	558	0	0
	GERMANY, FED. REP. OF	0	0	16	4 690
	SUB TOTAL	**2 282**	**12 893**	**2 453**	**27 915 ***
3920911000	**FILM OF POLY(VINYL BUTYRAL) IN SAFETYGLASS,THICKNESS 0.38~0.76MM WIDTH <= 2M**				
58229	JAPAN	37 987	237 241	183 448	1 351 793
	KOREA, REPUBLIC OF	119 990	2 222 390	173 131	1 320 320
	TAIWAN	87	9 648	193	1 111
	CHINA	369 464	1 800 852	798 637	3 812 547
	THAILAND	1 022 412	5 284 743	900 329	4 780 389
	SINGAPORE	51 010	405 843	113 313	9 772 986
	VIET NAM	7 606	178 500	9 367	174 928
	UNITED STATES	70 643	387 963	25 235	958 100
	BELGIUM	2 268	18 507	0	0
	SWITZERLAND	95	10 529	137	13 330
	ITALY	0	0	67	793
	SPAIN	0	0	198	488
	SUB TOTAL	**1 681 562**	**10 556 216**	**2 204 055**	**22 186 785 ***
3920919000	**OTHER POLY(VINYL BUTYRAL)**				
58229	JAPAN	2 881	24 387	1 341	14 563
	HONG KONG	2 759	34 888	1 062	12 619
	KOREA, REPUBLIC OF	935 013	770 544	14 621	95 429
	TAIWAN	314 749	374 484	86 175	295 863
	CHINA	2 591 237	2 981 620	328 202	1 236 216
	THAILAND	19 676	21 390	35 740	83 442
	SINGAPORE	193 377	1 521 187	198 708	1 078 830
	MALAYSIA	82 307	67 313	8 481	31 967
	VIET NAM	42 595	29 965	0	0
	INDIA	7 667	8 091	0	0
	INDONESIA	137	83	0	0
	AUSTRALIA	2	1	33	3 608
	UNITED STATES	441	1 752	0	0
	NETHERLANDS	576	41 966	9 096	35 118
	FRANCE	69	34	0	0
	GERMANY, FED. REP. OF	25 336	20 759	8 029	54 779
	BELGIUM	0	0	7	133
	SWITZERLAND	1	19	0	0
	NORWAY	12	492	0	0
	ITALY	2 162	11 637	158	8 818
	SPAIN	40	1 047	337	10 865
	ICELAND	1	989	0	0
	SUB TOTAL	**4 221 038**	**5 912 648**	**691 990**	**2 962 250 ***
3920921000	**PLATE,SHEET,FOIL & STRIP OF POLYAMIDES-6**				
58229	JAPAN	18 988	1 089 593	26 079	1 410 889
	HONG KONG	61 112	375 989	0	0
	KOREA, REPUBLIC OF	24 601	142 850	32 658	245 198
	TAIWAN	134	4 300	1 144	13 172
	CHINA	294 615	1 132 958	389 556	1 404 551
	THAILAND	936 605	3 384 236	1 242 974	3 637 705
	SINGAPORE	128	2 064	672	2 529

http://www.bpsdgo.id

HS / SITC	COMMODITY DESCRIPTION / COUNTRY OF ORIGIN	JANUARY - DECEMBER 2015		JANUARY - DECEMBER 2016	
		NET WEIGHT (KG)	CIF VALUE (US$)	NET WEIGHT (KG)	CIF VALUE (US$)
	UNITED KINGDOM	600	14 140	62	6 378
	FRANCE	2 471	58 159	1 256	28 637
	GERMANY, FED. REP. OF	13	544	0	0
	ITALY	0	0	317	899
	SUB TOTAL	**1 339 267**	**6 204 833**	**1 694 718**	**6 749 958 ***
3920929000	**OTHER PLATE,SHEET,FOIL & STRIP OF POLYAMIDES, EXCEPT POLYAMIDES-6**				
58229	JAPAN	50 139	609 442	60 295	674 353
	HONG KONG	141	13 403	56	2 543
	KOREA, REPUBLIC OF	8 958	131 641	13 899	193 602
	TAIWAN	21 497	34 919	4 508	9 860
	CHINA	535 516	1 151 782	510 330	870 963
	THAILAND	480 779	1 890 049	850 576	2 967 646
	SINGAPORE	99	1 543	13 371	49 579
	MALAYSIA	3 931	14 958	0	0
	VIET NAM	388	9 886	0	0
	INDIA	5	83	0	0
	TURKEY	3	240	0	0
	UNITED STATES	16	786	8	407
	UNITED KINGDOM	1	2	0	0
	FRANCE	0	0	2	107
	GERMANY, FED. REP. OF	72	26 640	2	928
	AUSTRIA	33	445	0	0
	BELGIUM	15	939	0	0
	ITALY	28	44	0	0
	SUB TOTAL	**1 101 621**	**3 886 802**	**1 453 047**	**4 769 988 ***
3920930000	**PLATE,SHEET,FOIL & STRIP OF AMINO-RESINS**				
58229	JAPAN	0	0	26	1 496
	HONG KONG	5 717	50 049	1 408	11 525
	KOREA, REPUBLIC OF	0	0	1 146	15 432
	TAIWAN	12 244	62 718	1 670	7 299
	CHINA	2 336	39 895	90 720	162 737
	SINGAPORE	3	138	202	10 040
	MALAYSIA	2	1 110	623	5 937
	VIET NAM	2	253	0	0
	INDIA	0	0	130	1 247
	AUSTRALIA	0	0	51	224
	UNITED STATES	0	0	3 531	8 209
	UNITED KINGDOM	0	0	102	4 631
	NETHERLANDS	0	0	10	677
	GERMANY, FED. REP. OF	39	2 106	0	0
	SUB TOTAL	**20 343**	**156 269**	**99 619**	**229 454 ***
3920941000	**PHENOL FORMALDEHYDE (BAKELITE) SHEETS**				
58229	JAPAN	12 343	390 418	13 123	438 710
	HONG KONG	0	0	296	2 900
	KOREA, REPUBLIC OF	1 023	11 115	3 143	22 875
	TAIWAN	22 905	47 316	1 335	3 989
	CHINA	111 344	139 120	57 931	47 878
	SINGAPORE	17	424	123	810
	VIET NAM	0	0	376	1 654
	INDIA	37 841	26 309	0	0
	AUSTRALIA	24	734	0	0
	SUB TOTAL	**185 497**	**615 436**	**76 327**	**518 816 ***
3920949000	**OTH PLATE,SHEET,FOIL & STRIP OF PHENOLIC RESINS,EXCEPT PHENOL FORMALDEHYDE SHEE**				
58229	JAPAN	26 604	77 271	60 722	172 087
	HONG KONG	18 519	13 062	58 017	38 066
	KOREA, REPUBLIC OF	14 045	218 941	8 278	112 738
	TAIWAN	0	0	3 294	13 806
	CHINA	2 844 690	3 376 564	2 468 578	2 433 270
	SINGAPORE	57 965	19 879	678	3 402
	MALAYSIA	37 665	125 359	33 275	99 786
	INDIA	735 830	825 976	1 516 415	2 704 692
	TURKEY	0	0	42	623
	AUSTRALIA	6 131	9 576	302	2 483
	UNITED STATES	1 791	12 888	479	1 722
	UNITED KINGDOM	127	4 196	67	1 756

http://www.bps.go.id

HS / SITC	COMMODITY DESCRIPTION / COUNTRY OF ORIGIN	JANUARY - DECEMBER 2015		JANUARY - DECEMBER 2016	
		NET WEIGHT (KG)	CIF VALUE (US$)	NET WEIGHT (KG)	CIF VALUE (US$)
	FRANCE	1 763	16 840	0	0
	BELGIUM	1 730	11 819	3 208	15 565
	SWITZERLAND	0	0	448	3 903
	ITALY	0	0	25 080	81 950
	SUB TOTAL	**3 746 860**	**4 712 371**	**4 178 883**	**5 685 849 ***
3920991000	**OTH PLATE,SHEET,FOIL&STRIP;OTH PLASTIC;HARDENED PROTEINE/CHEMICAL DERIVATIVE**				
58229	JAPAN	19 518	428 810	15 196	573 315
	HONG KONG	9 674	26 906	1 117	26 888
	KOREA, REPUBLIC OF	10 065	60 609	8 977	102 602
	TAIWAN	0	0	7	978
	CHINA	123 672	342 565	63 036	215 959
	THAILAND	3 092	39 085	0	0
	SINGAPORE	172	3 583	160	2 329
	MALAYSIA	0	0	2 795	5 867
	VIET NAM	83 493	88 825	55 300	32 117
	UNITED STATES	75	4 562	92	6 336
	CANADA	2	3 200	0	0
	UNITED KINGDOM	16	2 600	90	981
	NETHERLANDS	4 274	6 732	0	0
	FRANCE	1 887	14 595	1 722	11 133
	GERMANY, FED. REP. OF	0	0	22	838
	SWEDEN	271	2 574	0	0
	SUB TOTAL	**256 211**	**1 024 646**	**148 514**	**979 343 ***
3920999000	**OTH PLATE,SHEET,FOIL&STRIP;OTH PLASTIC;NOT HARDENED PROTEINE/CHEMICAL DERIVATI**				
58229	JAPAN	67 776	1 388 245	78 385	1 810 127
	HONG KONG	165 394	351 699	33 264	299 064
	KOREA, REPUBLIC OF	391 895	1 027 996	1 598 431	1 351 384
	TAIWAN	205 570	240 266	2 109 240	723 594
	CHINA	4 350 560	5 797 371	5 904 484	9 374 315
	THAILAND	23 535	32 215	40 205	103 883
	SINGAPORE	727 376	1 554 319	810 858	1 499 265
	PHILIPPINES	0	0	38	155
	MALAYSIA	147 082	261 619	378 331	545 087
	VIET NAM	108 416	73 540	626 976	386 862
	INDIA	89 868	232 202	29 446	26 567
	BANGLADESH	0	0	1	301
	SRI LANKA	57	673	0	0
	INDONESIA	0	0	4	67
	TURKEY	446	2 432	3	189
	UNITED ARAB EMIRATES	0	0	430	3 098
	AUSTRALIA	22 246	88 508	17 875	68 759
	NEW ZEALAND	0	0	2	428
	UNITED STATES	29 543	706 479	4 662	118 412
	CANADA	898	16 595	70 755	55 572
	MEXICO	4	496	1	212
	UNITED KINGDOM	11 324	294 109	2 407	39 132
	NETHERLANDS	194	6 290	916	13 428
	FRANCE	17 630	96 846	18 150	51 397
	GERMANY, FED. REP. OF	288 135	206 013	7 228	56 951
	AUSTRIA	291	5 043	199	4 718
	BELGIUM	7 823	168 814	1 092	26 494
	SWITZERLAND	1 572	16 296	121	5 410
	DENMARK	1	27	0	0
	FINLAND	3	1 431	0	0
	ITALY	98	6 622	2 360	48 550
	SPAIN	0	0	27	116
	POLAND	111	931	0	0
	RUSSIA FEDERATION	61	7 934	0	0
	SUB TOTAL	**6 657 909**	**12 585 011**	**11 735 891**	**16 613 537 ***
3921112000	**PLATES,SHEETS,FILM,FOIL&STRIP, CELLULAR, OF POLYMERS OF STYRENE; RIGID**				
58291	JAPAN	13	996	0	0
	HONG KONG	0	0	1	253
	KOREA, REPUBLIC OF	693	14 802	13 769	67 222
	CHINA	8 847	26 997	171 753	211 097
	THAILAND	300	2 700	48	268
	SINGAPORE	260	26	0	0
	MALAYSIA	2	61	4 428	5 469

http://www.bps.go.id

HS / SITC	COMMODITY DESCRIPTION / COUNTRY OF ORIGIN	JANUARY - DECEMBER 2015		JANUARY - DECEMBER 2016	
		NET WEIGHT (KG)	CIF VALUE (US$)	NET WEIGHT (KG)	CIF VALUE (US$)
	TURKEY	15 324	92 703	3 534	21 455
	NETHERLANDS	1 111	4 239	1 454	5 916
	AUSTRIA	0	0	9	353
	FINLAND	13	596	0	0
	SUB TOTAL	**26 563**	**143 120**	**194 996**	**312 033 ***
3921119000	**PLATES,SHEETS,FILM,FOIL&STRIP, CELLULAR, OF POLYMERS OF STYRENE; NOT RIGID**				
58291	JAPAN	4 260	23 847	6 506	67 715
	HONG KONG	1 783 798	2 846 514	1 414 885	2 075 136
	KOREA, REPUBLIC OF	60 896	405 208	63 310	292 584
	TAIWAN	82 429	583 501	55 908	399 060
	CHINA	146 736	439 571	367 838	731 728
	THAILAND	23 983	213 399	4 740	31 609
	SINGAPORE	34 793	179 094	52 616	462 003
	MALAYSIA	2 987	12 038	7 071	39 071
	VIET NAM	62 309	168 275	131 520	925 890
	PAKISTAN	0	0	11	96
	INDONESIA	2 025	9 055	0	0
	TURKEY	0	0	33 771	199 342
	UNITED ARAB EMIRATES	0	0	790	5 307
	EGYPT	1	3	0	0
	AUSTRALIA	1	17	0	0
	UNITED STATES	139	3 130	6 503	709 514
	UNITED KINGDOM	325	9 988	4	2 035
	FRANCE	0	0	55	1 744
	GERMANY, FED. REP. OF	215	7 819	119	5 914
	BELGIUM	0	0	1 752	8 385
	SWITZERLAND	0	0	21	600
	SWEDEN	0	0	2	7
	FINLAND	227	4 009	0	0
	ITALY	210	18 613	0	0
	SPAIN	1	4	2 208	6 843
	SUB TOTAL	**2 205 335**	**4 924 085**	**2 149 630**	**5 964 583 ***
3921120000	**PLATES,SHEETS,FILM,FOIL&STRIP, CELLULAR, OF POLYMERS OF VINYL CHLORIDE**				
58291	JAPAN	132 780	1 280 166	125 942	1 415 988
	HONG KONG	141 150	1 224 863	39 096	191 237
	KOREA, REPUBLIC OF	1 347 096	3 152 988	647 199	2 593 542
	TAIWAN	1 369 818	4 539 936	1 351 365	4 174 374
	CHINA	15 543 820	12 648 808	23 299 044	19 975 925
	THAILAND	82 289	371 361	75 129	217 095
	SINGAPORE	54 763	750 365	28 622	253 886
	PHILIPPINES	8 593	27 903	0	0
	MALAYSIA	1 434 982	1 865 890	324 485	774 766
	BRUNEI DARUSSALAM	540	3 831	0	0
	VIET NAM	145 773	50 070	0	0
	INDIA	27 963	85 764	13 561	45 645
	INDONESIA	35 032	187 302	0	0
	TURKEY	0	0	700	5 506
	AUSTRALIA	403	9 001	7 743	13 962
	UNITED STATES	2 123	44 060	306 732	251 029
	CANADA	0	0	6	103
	BRAZIL	3	12	0	0
	COLOMBIA	207	9 798	119	2 670
	UNITED KINGDOM	548	23 435	765	656
	NETHERLANDS	85	1 146	361	11 004
	FRANCE	13 868	15 524	4 772	24 081
	GERMANY, FED. REP. OF	83 456	99 716	74 460	85 443
	AUSTRIA	17	134	53	8 054
	BELGIUM	95	2 356	33	5 203
	SWITZERLAND	1	405	46	2 414
	NORWAY	15	3 060	0	0
	SWEDEN	24 696	9 808	0	0
	IRELAND	0	0	5	633
	ITALY	1 755	9 681	3 056	5 053
	SPAIN	0	0	38	875
	SUB TOTAL	**20 451 871**	**26 417 383**	**26 303 332**	**30 059 144 ***
3921131000	**PLATES,SHEETS,FILM,FOIL&STRIP, CELLULAR, OF POLYURETHANES; RIGID**				
58291	JAPAN	53 349	1 122 623	60 026	1 088 667

http://www.bps.go.id

HS / SITC	COMMODITY DESCRIPTION / COUNTRY OF ORIGIN	JANUARY - DECEMBER 2015		JANUARY - DECEMBER 2016	
		NET WEIGHT (KG)	CIF VALUE (US$)	NET WEIGHT (KG)	CIF VALUE (US$)
	HONG KONG	2 887	28 617	798	11 524
	KOREA, REPUBLIC OF	73 339	760 234	128 564	1 243 478
	TAIWAN	46 671	288 600	50 559	639 294
	CHINA	65 452	519 748	80 493	157 716
	THAILAND	3 429	145 464	0	0
	SINGAPORE	272	15 840	2 000	20 546
	MALAYSIA	28 752	235 868	4 647	46 737
	VIET NAM	15 984	137 676	2 191	15 990
	INDIA	0	0	28 029	33 034
	UNITED STATES	838	7 955	207	4 558
	UNITED KINGDOM	2 015	13 954	31	980
	NETHERLANDS	0	0	6 847	31 320
	GERMANY, FED. REP. OF	18 472	100 800	9 599	116 387
	AUSTRIA	34	3 323	84	2 720
	BELGIUM	201 056	576 031	0	0
	DENMARK	574 258	1 599 747	0	0
	FINLAND	8	260	5	171
	ITALY	12	377	0	0
	SUB TOTAL	**1 086 828**	**5 557 117**	**374 080**	**3 413 122 ***
3921139000	**PLATES,SHEETS,FILM,FOIL&STRIP, CELLULAR, OF POLYURETHANES; NOT RIGID**				
58291	JAPAN	187 513	2 541 195	249 167	3 713 779
	HONG KONG	82 888	878 603	54 518	885 484
	KOREA, REPUBLIC OF	526 921	5 451 717	601 407	5 961 426
	TAIWAN	107 881	902 649	176 859	1 365 684
	CHINA	1 720 548	4 244 057	4 139 165	7 212 192
	THAILAND	220 789	2 194 298	175 718	1 792 282
	SINGAPORE	24 839	153 772	7 227	96 822
	PHILIPPINES	2 660	111 440	3 769	146 720
	MALAYSIA	82 332	294 452	40 573	463 091
	VIET NAM	83 571	981 399	296 000	3 471 976
	INDIA	100	1 387	0	0
	PAKISTAN	2	135	0	0
	SRI LANKA	0	0	100	1 691
	AUSTRALIA	0	0	976	12 575
	SAMOA	0	0	36	474
	UNITED STATES	21 454	387 176	22 287	385 567
	CANADA	0	0	15	1 139
	UNITED KINGDOM	9 965	40 381	12 301	46 090
	NETHERLANDS	0	0	9 455	52 282
	FRANCE	302	11 828	426	5 096
	GERMANY, FED. REP. OF	50 075	690 115	28 864	220 868
	AUSTRIA	567	16 118	61	7 916
	BELGIUM	109	10 280	122	7 187
	SWITZERLAND	52	2 717	4	410
	SWEDEN	1	1	178	4 662
	FINLAND	2 762	99 009	1 617	59 986
	ITALY	5 208	35 622	2 263	65 730
	SPAIN	90	2 555	151	5 108
	ROMANIA	0	0	382	3 861
	UKRAINE	150	1 738	0	0
	SUB TOTAL	**3 130 779**	**19 052 644**	**5 823 641**	**25 990 098 ***
3921142000	**PLATES,SHEETS,FILM,FOIL&STRIP, CELLULAR, OF REGENARATED CELLULOSE; RIGID**				
58291	CHINA	148 983	59 238	159 595	80 873
	SUB TOTAL	**148 983**	**59 238**	**159 595**	**80 873 ***
3921149000	**PLATES,SHEETS,FILM,FOIL&STRIP, CELLULAR, OF REGENARATED CELLULOSE; NOT RIGID**				
58291	JAPAN	539	9 551	178	3 361
	KOREA, REPUBLIC OF	864	4 825	656	9 084
	TAIWAN	439	4 074	980	7 461
	CHINA	130 667	200 624	128 593	130 494
	SINGAPORE	2 024	6 913	8 265	16 854
	MALAYSIA	31 009	189 431	39 714	257 590
	UNITED STATES	19 057	3 865	1 817	8 488
	FRANCE	141	2 252	12	1 087
	GERMANY, FED. REP. OF	6 591	43 119	7 783	41 978
	SUB TOTAL	**191 331**	**464 654**	**187 998**	**476 397 ***

http://www.bps.go.id

HS / SITC	COMMODITY DESCRIPTION / COUNTRY OF ORIGIN	JANUARY - DECEMBER 2015		JANUARY - DECEMBER 2016	
		NET WEIGHT (KG)	CIF VALUE (US$)	NET WEIGHT (KG)	CIF VALUE (US$)
3921192000	**PLATES,SHEETS,FILM,FOIL&STRIP, CELLULAR, OF OTHER PLASTICS; RIGID**				
58291	JAPAN	13 573	118 742	15 826	134 081
	HONG KONG	517	37 003	3 692	66 798
	KOREA, REPUBLIC OF	98 966	845 226	124 062	874 116
	TAIWAN	95 397	748 772	77 848	655 797
	CHINA	138 218	453 509	96 903	383 221
	THAILAND	78 025	4 790 967	46 934	420 148
	SINGAPORE	44 418	42 850	105 115	65 971
	MALAYSIA	2 657	11 353	6 513	62 322
	VIET NAM	20 017	482 383	23 438	325 955
	SOUTH AFRICA	0	0	5	100
	UNITED STATES	59 910	2 552 150	21 548	1 087 985
	UNITED KINGDOM	5 611	44 022	517	4 002
	GERMANY, FED. REP. OF	7 490	81 396	543	15 447
	AUSTRIA	0	0	109	7 057
	BELGIUM	6	1 009	0	0
	SWITZERLAND	43	2 496	16	153
	SLOVENIA	0	0	4	174
	SUB TOTAL	**564 848**	**10 211 878**	**523 073**	**4 103 327 ***
3921199000	**PLATES,SHEETS,FILM,FOIL&STRIP, CELLULAR, OF OTHER PLASTICS; NOT RIGID**				
58291	JAPAN	105 507	1 469 284	135 528	1 940 569
	HONG KONG	579 520	5 379 589	256 487	2 835 114
	KOREA, REPUBLIC OF	1 615 757	2 390 575	4 130 401	3 555 109
	TAIWAN	910 909	1 505 358	2 181 028	2 028 342
	CHINA	28 288 352	14 408 963	41 536 305	23 145 202
	THAILAND	1 198 357	4 523 917	2 752 487	6 231 457
	SINGAPORE	263 435	371 508	118 863	331 595
	PHILIPPINES	160	589	0	0
	MALAYSIA	328 401	1 157 797	209 981	875 829
	VIET NAM	873 485	3 417 537	436 031	2 109 684
	INDIA	49 272	34 894	132 524	79 843
	INDONESIA	225	2 848	0	0
	SOUTH AFRICA	18	276	0	0
	AUSTRALIA	161 453	472 038	507 268	1 327 396
	AMERICAN SAMOA	0	0	226	104
	SAMOA	0	0	1 070	3 140
	UNITED STATES	4 168	46 366	5 600	90 342
	CANADA	193	498	1	1
	MEXICO	206	2 455	844	60 571
	BRAZIL	3	223	0	0
	VIRGIN ISLANDS (BRITISH)	14 113	109 676	1 272	9 140
	UNITED KINGDOM	2 145	21 043	12 479	125 219
	NETHERLANDS	115	1 488	87	2 422
	FRANCE	57	557	5	1 480
	GERMANY, FED. REP. OF	39 032	184 540	667 751	463 442
	AUSTRIA	1 725	50 310	1 186	22 199
	BELGIUM	317	8 697	329	473
	SWEDEN	0	0	62	1 133
	IRELAND	3	587	0	0
	ITALY	3 513	30 805	5 519	24 982
	SPAIN	0	0	17	192
	SUB TOTAL	**34 440 441**	**35 592 418**	**53 093 351**	**45 264 980 ***
3921901000	**PLATES,SHEETS,FILM,FOIL&STRIP, OFVULCANISED FIBRE**				
58299	JAPAN	3 494	117 836	15 721	538 720
	HONG KONG	12	88	168	1 847
	KOREA, REPUBLIC OF	213 961	745 286	152 569	601 441
	TAIWAN	0	0	95	1 487
	CHINA	86 249	104 366	158 070	228 716
	THAILAND	48 110	25 785	184 970	51 449
	SINGAPORE	14 949	22 711	229	22 480
	PHILIPPINES	0	0	12	1 011
	MALAYSIA	56 787	100 257	67 047	127 919
	VIET NAM	0	0	1	10
	INDIA	427 847	270 792	324 095	206 411
	SAINT HELENA	13 018	291 755	0	0
	AUSTRALIA	132	2 657	1 756	17 863
	UNITED STATES	6 957	155 248	1 287	162 144
	CANADA	44	315	0	0
	UNITED KINGDOM	465	8 058	887	9 949

http://www.bps.go.id

HS / SITC	COMMODITY DESCRIPTION / COUNTRY OF ORIGIN	JANUARY - DECEMBER 2015		JANUARY - DECEMBER 2016	
		NET WEIGHT (KG)	CIF VALUE (US$)	NET WEIGHT (KG)	CIF VALUE (US$)
	GERMANY, FED. REP. OF	11 665	29 674	29 284	87 863
	AUSTRIA	73	716	74	502
	SWITZERLAND	0	0	147	7 078
	SWEDEN	3	1 574	0	0
	ITALY	528	25 462	3 871	15 807
	SUB TOTAL	**884 294**	**1 902 580**	**940 283**	**2 082 697 ***
3921902000	**PLATES,SHEETS,FILM,FOIL&STRIP, OFHARDENED PROTEINS**				
58299	JAPAN	3 458	133 342	48 320	136 561
	HONG KONG	6 825	43 359	10 234	112 452
	KOREA, REPUBLIC OF	514 508	4 839 305	1 471 796	8 089 306
	TAIWAN	52 146	247 720	79 087	225 771
	CHINA	2 224 131	4 528 432	6 807 025	8 883 087
	THAILAND	269 618	1 806 994	211 702	1 444 832
	SINGAPORE	40 439	406 270	34 071	456 321
	PHILIPPINES	1 360	10 000	1 360	10 000
	MALAYSIA	60 764	228 966	68 277	278 723
	VIET NAM	57 774	457 096	97 443	493 888
	INDIA	3 260	7 079	7 190	28 202
	INDONESIA	0	0	133	407
	AUSTRALIA	1 916	7 234	58	258
	UNITED STATES	7 067	95 015	4 280	75 555
	UNITED KINGDOM	5 285	44 805	514	4 002
	NETHERLANDS	33 357	315 930	8 372	80 108
	FRANCE	29 055	39 657	0	0
	GERMANY, FED. REP. OF	25 441	84 736	13 893	71 727
	AUSTRIA	593	1 713	0	0
	ITALY	1 680	10 952	18 777	29 564
	SPAIN	164	3 581	0	0
	SUB TOTAL	**3 338 841**	**13 312 186**	**8 882 532**	**20 420 764 ***
3921903000	**PLATES,SHEETS,FILM,FOIL&STRIP, OFCHEMICAL DERIVATIVES OF NATURAL RUBBER**				
58299	JAPAN	48 764	227 223	91	92
	KOREA, REPUBLIC OF	9 257	37 968	9 794	41 677
	CHINA	1 440	7 784	17 348	25 628
	SINGAPORE	70	7 540	0	0
	MALAYSIA	2 813	12 087	22 971	72 863
	INDONESIA	1 494	9 164	0	0
	UNITED KINGDOM	0	0	832	7 109
	NETHERLANDS	16 435	54 383	33 594	125 959
	GERMANY, FED. REP. OF	106	4 216	385	4 171
	AUSTRIA	164	282	9 602	32 810
	SUB TOTAL	**80 543**	**360 647**	**94 617**	**310 309 ***
3921909000	**OTHER PLATES,SHEETS,FILM,FOIL&STRIP, OFPLASTICS**				
58299	JAPAN	463 400	4 165 228	609 916	5 422 221
	HONG KONG	2 603 856	9 244 432	1 224 935	6 563 969
	KOREA, REPUBLIC OF	1 723 060	5 960 865	1 236 166	5 546 186
	TAIWAN	923 585	3 591 021	438 167	2 948 462
	CHINA	46 432 066	53 913 652	44 308 431	59 708 712
	THAILAND	1 431 437	4 843 514	1 073 967	4 381 601
	SINGAPORE	698 767	2 158 692	733 280	2 630 368
	PHILIPPINES	4 274	18 285	15	1 431
	MALAYSIA	1 201 423	2 839 803	1 066 417	2 696 968
	VIET NAM	1 049 427	6 406 025	1 308 071	6 967 304
	INDIA	2 433 605	2 916 518	2 256 100	4 481 010
	PAKISTAN	0	0	155	7 179
	INDONESIA	30 602	21 394	49 827	42 187
	ISRAEL	879	43 648	0	0
	TURKEY	152	2 783	70 680	41 080
	UNITED ARAB EMIRATES	0	0	173	1 116
	AUSTRALIA	22 814	231 886	21 495	236 992
	NEW ZEALAND	1 502	18 198	20 147	231 373
	UNITED STATES	280 195	3 239 274	238 788	2 446 210
	CANADA	20 218	65 472	95	11 436
	MEXICO	1 026	7 301	13 567	123 136
	BRAZIL	10 311	8 290	0	0
	VIRGIN ISLANDS (BRITISH)	5 472	58 656	70	7 121
	UNITED KINGDOM	446 011	2 704 955	466 311	2 866 376
	NETHERLANDS	10 409	93 420	11 100	91 092

http://www.bps.go.id

HS / SITC	COMMODITY DESCRIPTION / COUNTRY OF ORIGIN	JANUARY - DECEMBER 2015		JANUARY - DECEMBER 2016	
		NET WEIGHT (KG)	CIF VALUE (US$)	NET WEIGHT (KG)	CIF VALUE (US$)
	FRANCE	185 891	440 289	188 258	554 789
	GERMANY, FED. REP. OF	191 766	1 079 814	248 499	1 345 279
	AUSTRIA	483	8 546	43 626	237 513
	BELGIUM	16	211	762	17 910
	SWITZERLAND	110 294	767 570	85 068	561 659
	LUXEMBOURG	90	13 321	792	96 552
	DENMARK	11	33	9	11 032
	NORWAY	0	0	64	318
	SWEDEN	0	0	4	23
	FINLAND	22 496	126 719	423	5 806
	IRELAND	41 594	79 723	638	11 005
	ITALY	24 362	184 727	92 765	345 965
	SPAIN	1 897	18 161	5 941	37 426
	PORTUGAL	99	4 126	0	0
	HUNGARY	0	0	11	176
	POLAND	159	1 956	334	4 039
	CZECH REPUBLIC	51	2 336	87	3 994
	SUB TOTAL	**60 373 700**	**105 280 844**	**55 815 154**	**110 687 016 ***
3922101000	**BATHS**				
89321	JAPAN	899	20 212	77	1 319
	TAIWAN	11 956	40 412	9 883	41 664
	CHINA	274 967	1 521 376	203 835	1 193 688
	THAILAND	21 076	171 715	12 729	98 067
	SINGAPORE	9 771	11 518	312	4 336
	MALAYSIA	0	0	240	371
	INDIA	4	106	0	0
	AUSTRALIA	730	450	0	0
	UNITED STATES	7 785	44 763	2 051	5 572
	UNITED KINGDOM	566	4 599	187	1 696
	NETHERLANDS	3 382	37 082	65	2 516
	GERMANY, FED. REP. OF	10 721	109 390	3 828	51 050
	BELGIUM	0	0	481	7 369
	DENMARK	0	0	339	7 830
	ITALY	25 224	240 477	5 856	107 813
	SPAIN	499	955	1 861	6 149
	HUNGARY	4 050	21 000	77	1 778
	POLAND	0	0	823	10 075
	MALTA	2 348	10 605	0	0
	SLOVENIA	2 524	17 387	4 923	36 821
	SUB TOTAL	**376 502**	**2 252 047**	**247 567**	**1 578 114 ***
3922109000	**SHOWER-BATHS, SINKS & WASHBASINS**				
89321	JAPAN	181	3 830	509	10 866
	HONG KONG	266	1 055	1 318	2 417
	KOREA, REPUBLIC OF	628	2 590	118	957
	TAIWAN	11 785	92 100	22 702	192 601
	CHINA	642 722	5 366 355	858 833	5 511 750
	THAILAND	5 208	27 034	2 446	6 205
	SINGAPORE	53 373	55 538	1 009	9 041
	MALAYSIA	17 505	33 070	35 142	55 129
	VIET NAM	5	59	0	0
	INDIA	493	12 278	22	1 394
	UNITED ARAB EMIRATES	31	1 527	420	1 693
	AUSTRALIA	3 904	21 296	0	0
	UNITED STATES	13 128	131 859	30 110	285 823
	UNITED KINGDOM	617	9 636	898	20 660
	FRANCE	871	7 791	2 249	72 448
	GERMANY, FED. REP. OF	36 808	130 971	20 687	150 772
	DENMARK	0	0	407	13 298
	ITALY	9 274	257 335	9 702	144 014
	SPAIN	1 133	12 551	2 052	20 978
	PORTUGAL	653	2 851	0	0
	HUNGARY	544	2 820	45	1 522
	CROATIA	0	0	1 025	12 861
	SLOVENIA	8 940	20 731	0	0
	CZECH REPUBLIC	0	0	146	1 948
	SUB TOTAL	**808 069**	**6 193 277**	**989 840**	**6 516 377 ***

http://www.bps.go.id

HS / SITC	COMMODITY DESCRIPTION / COUNTRY OF ORIGIN	JANUARY - DECEMBER 2015		JANUARY - DECEMBER 2016	
		NET WEIGHT (KG)	CIF VALUE (US$)	NET WEIGHT (KG)	CIF VALUE (US$)
3922200000	**LAVATORY SEATS AND COVERS**				
89321	JAPAN	1 424	28 895	447	9 251
	HONG KONG	44	725	0	0
	KOREA, REPUBLIC OF	43	2 738	38	1 021
	TAIWAN	92	1 144	1 895	14 965
	CHINA	1 003 307	4 957 468	1 285 894	5 729 220
	THAILAND	17 202	43 604	2 032	6 389
	SINGAPORE	0	0	293 940	233 301
	MALAYSIA	68 176	118 731	82 651	158 389
	INDIA	533	8 830	41	1 099
	TURKEY	12	73	36	189
	AUSTRALIA	110	1 682	0	0
	UNITED STATES	3 881	28 938	2 694	56 023
	MEXICO	3 912	22 021	6 075	32 055
	COLOMBIA	0	0	153	1 976
	UNITED KINGDOM	410	3 369	539	6 738
	NETHERLANDS	105	1 308	0	0
	FRANCE	0	0	43	172
	GERMANY, FED. REP. OF	390	4 283	8 223	43 540
	DENMARK	352	1 769	399	16 076
	SWEDEN	15	791	0	0
	ITALY	0	0	32	379
	SPAIN	845	11 420	1 280	13 077
	GREECE	32	201	0	0
	POLAND	898	3 137	813	2 741
	BULGARIA	0	0	3 186	13 695
	SUB TOTAL	**1 101 783**	**5 241 127**	**1 690 411**	**6 340 296 ***
3922901100	**PARTS OF FLUSHING CISTERNS, OF PLASTICS**				
89321	JAPAN	7	485	317	2 182
	CHINA	150 266	1 092 787	236 608	1 631 815
	MALAYSIA	33	48	2 701	2 593
	AUSTRALIA	0	0	170	3 496
	NEW ZEALAND	9	541	0	0
	UNITED STATES	1 474	27 026	631	10 165
	MEXICO	1 625	29 951	815	13 126
	GERMANY, FED. REP. OF	6 798	261 828	6 426	270 890
	ITALY	1	1	0	0
	SUB TOTAL	**160 213**	**1 412 667**	**247 668**	**1 934 267 ***
3922901200	**FLUSHING CISTERNS EQUIPPED WITH THEIRMECHANISMS**				
89321	HONG KONG	0	0	16	178
	KOREA, REPUBLIC OF	858	20 909	710	16 865
	CHINA	110 532	714 666	79 207	566 611
	THAILAND	0	0	41	93
	MALAYSIA	205 112	164 564	31 169	38 020
	AUSTRALIA	8 103	1 105	0	0
	GERMANY, FED. REP. OF	0	0	90	1 472
	SUB TOTAL	**324 605**	**901 244**	**111 233**	**623 239 ***
3922901900	**OTHER LAVATORY PANS, FLUSHING CISTERNS & URINALS**				
89321	JAPAN	8 535	58 492	4 917	90 927
	HONG KONG	0	0	70	122
	KOREA, REPUBLIC OF	229	1 958	6	114
	TAIWAN	845	13 230	3 725	22 511
	CHINA	149 650	502 263	145 573	483 706
	SINGAPORE	2 004	3 684	18 188	32 247
	MALAYSIA	87 727	2 153 306	58 319	1 181 849
	VIET NAM	0	0	3 240	28 350
	INDIA	0	0	492	2 697
	UNITED STATES	915	8 861	0	0
	UNITED KINGDOM	2 203	14 908	61	726
	NETHERLANDS	0	0	29	557
	FRANCE	0	0	691	2 755
	GERMANY, FED. REP. OF	0	0	777	13 632
	NORWAY	4	800	0	0
	ITALY	1 745	11 821	0	0
	CZECH REPUBLIC	0	0	52	699
	SUB TOTAL	**253 857**	**2 769 323**	**236 140**	**1 860 892 ***

http://www.bps.go.id

HS / SITC	COMMODITY DESCRIPTION / COUNTRY OF ORIGIN	JANUARY - DECEMBER 2015		JANUARY - DECEMBER 2016	
		NET WEIGHT (KG)	CIF VALUE (US$)	NET WEIGHT (KG)	CIF VALUE (US$)
3922909000	**SIMILAR SANITARY WARE, OF PLASTICS**				
89321	JAPAN	79 203	390 008	52 597	296 974
	HONG KONG	0	0	3 805	4 102
	KOREA, REPUBLIC OF	3 812	25 577	777	7 128
	TAIWAN	68 596	110 344	85 741	139 013
	CHINA	984 610	4 622 782	1 154 205	4 987 163
	THAILAND	3 839	10 699	1 723	19 582
	SINGAPORE	89 950	169 491	137 381	149 226
	MALAYSIA	2 709	22 748	23 496	46 492
	VIET NAM	2 940	15 652	50	2 519
	INDIA	4	109	583	7 604
	TURKEY	162	631	8	42
	UNITED ARAB EMIRATES	71	1 220	0	0
	AUSTRALIA	93	2 577	282	10 589
	SAMOA	0	0	19	365
	UNITED STATES	13 095	335 830	9 662	107 521
	MEXICO	2 880	13 389	1 606	26 452
	UNITED KINGDOM	439	2 818	72	883
	NETHERLANDS	167	3 169	176	6 510
	FRANCE	0	0	34	830
	GERMANY, FED. REP. OF	18 588	81 954	12 935	158 111
	BELGIUM	0	0	9	308
	SWEDEN	19	909	0	0
	ITALY	3 234	20 365	304	6 929
	SPAIN	0	0	3	17
	POLAND	5 351	14 843	19	197
	SLOVENIA	0	0	383	2 864
	CZECH REPUBLIC	0	0	98	1 311
	SUB TOTAL	**1 279 762**	**5 845 115**	**1 485 968**	**5 982 732 ***
3923101000	**FILM, TAPE AND OPTICAL DISC CASES**				
89319	JAPAN	22 296	207 678	10 724	346 062
	HONG KONG	17 817	137 867	17 108	76 982
	KOREA, REPUBLIC OF	34 691	190 999	9 167	114 596
	TAIWAN	2	22	1	51
	CHINA	129 340	714 024	52 103	178 591
	THAILAND	3 698	21 327	2 038	25 841
	SINGAPORE	232 953	664 799	167 116	682 710
	MALAYSIA	231 363	1 394 262	64 374	649 377
	MYANMAR	0	0	1	1
	VIET NAM	0	0	953	4 471
	INDIA	7	11	90	540
	INDONESIA	2 598	921	0	0
	ISRAEL	0	0	6	1 470
	AUSTRALIA	0	0	24	215
	UNITED STATES	29	2 093	2	357
	UNITED KINGDOM	114	4 375	634	7 371
	GERMANY, FED. REP. OF	58	21 307	107	4 840
	BELGIUM	1	29	0	0
	SWITZERLAND	769	7 068	3	29
	DENMARK	0	0	28	892
	SWEDEN	2 417	19 130	3 519	28 084
	FINLAND	0	0	18	568
	ITALY	94	2 586	3	3
	ESTONIA	1	5	0	0
	CZECH REPUBLIC	1	64	0	0
	SUB TOTAL	**678 249**	**3 388 567**	**328 019**	**2 123 051 ***
3923109000	**OTHER BOXES,CASES, CRATESAND SIMILARARTICLES**				
89319	JAPAN	14 705 035	20 908 623	13 825 630	25 090 969
	HONG KONG	179 679	1 226 965	192 501	1 155 444
	KOREA, REPUBLIC OF	1 187 018	4 286 949	391 507	1 780 545
	TAIWAN	198 267	1 449 060	293 819	1 983 642
	CHINA	6 633 127	17 234 742	10 041 924	21 579 775
	MACAU	5 847	24 395	7 767	46 680
	THAILAND	591 688	2 268 446	486 865	1 867 299
	SINGAPORE	838 204	7 655 523	741 986	7 142 545
	PHILIPPINES	6 051	39 535	11 428	146 742
	MALAYSIA	9 345 259	22 285 207	8 329 286	15 819 667
	BRUNEI DARUSSALAM	868	6 877	1 187	9 041
	VIET NAM	26 108	204 271	47 684	483 836

http://www.bps.go.id

HS / SITC	COMMODITY DESCRIPTION / COUNTRY OF ORIGIN	JANUARY - DECEMBER 2015		JANUARY - DECEMBER 2016	
		NET WEIGHT (KG)	CIF VALUE (US$)	NET WEIGHT (KG)	CIF VALUE (US$)
	INDIA	114 868	399 116	58 162	180 650
	PAKISTAN	80	1 322	0	0
	BANGLADESH	774	7 628	40	284
	SRI LANKA	116	2 771	409	8 320
	INDONESIA	4 905	24 468	0	0
	SAUDI ARABIA	13 201	60 400	4 063	16 563
	ISRAEL	1 782	9 196	3 932	31 280
	TURKEY	61 018	118 670	457 195	885 078
	UNITED ARAB EMIRATES	380	1 264	990	2 881
	QATAR	1 137 631	1 628 856	1 319	6 370
	EGYPT	0	0	16	66
	TUNISIA	0	0	4	1 954
	CAMEROON	20	218	0	0
	SWAZILAND	0	0	71	493
	SOUTH AFRICA	253	1 137	0	0
	AUSTRALIA	21 324	108 441	18 166	80 700
	NEW ZEALAND	464	1 719	170	12 013
	UNITED STATES	382 788	2 111 872	610 380	2 841 825
	CANADA	491	5 250	1 319	8 895
	MEXICO	12	702	2 221	18 708
	GUATEMALA	22 850	89 991	0	0
	U.S. VIRGIN ISLANDS	1	2	0	0
	UNITED KINGDOM	100 935	568 438	419 058	1 950 667
	NETHERLANDS	2 523	18 010	67 252	95 543
	FRANCE	30 161	145 321	53 450	212 288
	GERMANY, FED. REP. OF	345 226	825 909	99 352	604 070
	AUSTRIA	2 147	8 357	1 470	5 245
	BELGIUM	23 124	245 246	10 198	234 457
	SWITZERLAND	979	101 952	180	21 116
	LUXEMBOURG	8 185	202 883	105 832	2 702 027
	DENMARK	2 029	4 210	5	208
	NORWAY	19	4 879	0	0
	SWEDEN	148	1 713	48	767
	FINLAND	1 565	61 987	96	4 864
	IRELAND	25	3 753	66	4 400
	ITALY	72 365	433 614	64 325	305 412
	SPAIN	16 160	93 164	10 936	60 307
	ICELAND	0	0	6 733	32 886
	HUNGARY	295	41 692	2	16
	POLAND	4	54	49	3 643
	ROMANIA	96	1 966	0	0
	KYRGYZSTAN	20	308	0	0
	LATVIA	1	122	820	14 325
	SLOVENIA	133	148	0	0
	CZECH REPUBLIC	3	242	192	197
	SUB TOTAL	**36 086 252**	**84 927 584**	**36 370 105**	**87 454 703 ***
3923211100	**ASEPTIC BAG REINFORCED W/ ALUM FOIL;WIDTH>=315MM;LENGTH>=410MM;ETHYLEN PLYM**				
89311	JAPAN	919	8 310	787	9 508
	HONG KONG	703	4 452	239	1 352
	KOREA, REPUBLIC OF	501	14 156	339	6 918
	TAIWAN	4 973	12 343	6 326	11 369
	CHINA	299 488	190 608	25 693	156 475
	THAILAND	37 578	988 544	46 475	903 354
	SINGAPORE	8 330	216 056	6 208	250 338
	PHILIPPINES	63	1 387	0	0
	MALAYSIA	37 819	314 448	53 185	181 413
	BRUNEI DARUSSALAM	11	107	0	0
	INDIA	6 723	18 550	1	23
	SRI LANKA	0	0	63	724
	INDONESIA	129	1 419	100	884
	AUSTRALIA	8 609	165 666	4 309	79 726
	UNITED STATES	156 170	1 919 250	94 267	987 718
	UNITED KINGDOM	0	0	1	16
	NETHERLANDS	0	0	50	325
	GERMANY, FED. REP. OF	1	31	0	0
	AUSTRIA	0	0	2	250
	NORWAY	0	0	1	16
	SPAIN	0	0	10	392
	CZECH REPUBLIC	0	0	22	444
	SUB TOTAL	**562 017**	**3 855 327**	**238 078**	**2 591 245 ***

http://www.bps.go.id

HS / SITC	COMMODITY DESCRIPTION / COUNTRY OF ORIGIN	JANUARY - DECEMBER 2015		JANUARY - DECEMBER 2016	
		NET WEIGHT (KG)	CIF VALUE (US$)	NET WEIGHT (KG)	CIF VALUE (US$)
3923211900	**ASEPTIC BAG REINFORCED W/ ALUM FOIL;WIDTH<315MM;LENGTH<410MM;ETHYLENE POLYM**				
89311	JAPAN	82 347	228 745	21 379	276 866
	HONG KONG	15 188	192 113	63 794	465 885
	KOREA, REPUBLIC OF	145 431	1 176 019	149 187	1 026 115
	TAIWAN	4 787	6 715	1 620	9 317
	CHINA	1 088 619	2 930 402	1 883 995	7 295 546
	THAILAND	8 321	39 439	9 430	12 057
	SINGAPORE	442 321	1 808 640	402 814	1 812 838
	PHILIPPINES	33 775	208 780	148	677
	MALAYSIA	1 959 496	2 025 365	2 269 002	2 046 683
	CAMBODIA	0	0	21	54
	BRUNEI DARUSSALAM	0	0	188	1 128
	VIET NAM	7 896	24 568	14 584	28 672
	INDIA	1 779	18 900	259	4 329
	BANGLADESH	0	0	545	4 635
	SRI LANKA	0	0	1 128	9 648
	SAUDI ARABIA	800	7 137	238	2 481
	KUWAIT	145	1 126	0	0
	UNITED ARAB EMIRATES	9 551	16 820	8 703	15 536
	AUSTRALIA	52 049	38 638	2 356	7 979
	SAMOA	0	0	2 118	3 241
	EAST TIMOR	4 056	755	0	0
	UNITED STATES	2 649	39 089	3 071	156 661
	CANADA	262	1 621	1	11
	GUATEMALA	52	2 940	42	1 254
	BRAZIL	0	0	4	44
	JAMAICA	16 673	9 337	0	0
	UNITED KINGDOM	197 314	92 486	1 506	21 245
	NETHERLANDS	141 834	188 582	24 664	100 376
	FRANCE	0	0	357	4 624
	GERMANY, FED. REP. OF	82 640	67 748	11 282	27 996
	AUSTRIA	79	745	10	631
	BELGIUM	58	645	3 300	27 170
	SWITZERLAND	994	9 663	91	655
	DENMARK	94	381	0	0
	SWEDEN	49	307	155	758
	IRELAND	3 345	52 886	2 789	42 536
	ITALY	9	58	124	1 771
	SPAIN	2 340	24 912	61	820
	GREECE	0	0	16	78
	HUNGARY	2	76	0	0
	POLAND	0	0	714	4 246
	KYRGYZSTAN	26 125	63 325	0	0
	LATVIA	88	408	0	0
	SUB TOTAL	**4 331 168**	**9 279 371**	**4 879 696**	**13 414 563 ***
3923219100	**ASEPTIC BAG NOT REINFORCED W/ ALUM FOIL;WIDTH>=315MM;LENGTH>=410MM;ETHYLEN PLYM**				
89311	JAPAN	55 919	158 443	47 211	179 074
	HONG KONG	163	714	11 827	105 431
	KOREA, REPUBLIC OF	4 209	41 985	6 497	59 010
	TAIWAN	18 457	42 640	18 349	41 584
	CHINA	29 799	210 866	42 638	167 843
	THAILAND	4 185	21 651	422	2 704
	SINGAPORE	3 888	28 418	4 671	34 222
	MALAYSIA	656	4 910	5	152
	VIET NAM	196	1 305	745	6 761
	AUSTRALIA	0	0	2 408	35 660
	NEW ZEALAND	0	0	1 216	9 953
	UNITED STATES	47 564	175 423	10 078	54 550
	UNITED KINGDOM	2	20	0	0
	BELGIUM	4 162	78 004	2 218	34 044
	SPAIN	1 772	61 212	0	0
	SUB TOTAL	**170 972**	**825 591**	**148 285**	**730 988 ***
3923219900	**ASEPTIC BAG NOT REINFORCED W/ ALUM FOIL;WIDTH<315MM;LENGTH<410MM;ETHYLENE PLYMR**				
89311	JAPAN	160 973	1 516 256	172 717	2 230 748
	HONG KONG	54 910	533 905	139 105	999 374
	KOREA, REPUBLIC OF	38 746	1 006 354	49 142	1 203 960
	TAIWAN	30 546	68 701	17 565	44 353
	CHINA	1 362 224	5 228 111	2 148 368	6 462 426
	MACAU	1	1	0	0

http://www.bps.go.id

HS / SITC	COMMODITY DESCRIPTION / COUNTRY OF ORIGIN	JANUARY - DECEMBER 2015		JANUARY - DECEMBER 2016	
		NET WEIGHT (KG)	CIF VALUE (US$)	NET WEIGHT (KG)	CIF VALUE (US$)
	THAILAND	149 463	844 430	151 871	1 064 553
	SINGAPORE	228 616	785 728	317 230	673 300
	PHILIPPINES	18 370	60 645	3 930	13 036
	MALAYSIA	8 145 733	26 393 061	8 141 486	24 649 704
	MYANMAR	317	2 834	0	0
	CAMBODIA	78	2 930	0	0
	VIET NAM	59 425	168 274	68 902	192 008
	INDIA	33 483	157 875	32 594	145 907
	PAKISTAN	2 207	1 395	0	0
	BANGLADESH	64	1 494	0	0
	SRI LANKA	1 156	12 875	2 545	23 579
	INDONESIA	30	195	11	43
	OMAN	1 389	7 162	0	0
	TURKEY	14 223	141 865	1 612	20 649
	UNITED ARAB EMIRATES	187	3 146	700	350
	MOROCCO	58	2 660	0	0
	KENYA	0	0	1	1
	BOTSWANA	0	0	1	8
	SOUTH AFRICA	16 786	186 996	37 229	329 083
	MAURITIUS	14	651	0	0
	AUSTRALIA	34 403	234 455	23 644	174 398
	UNITED STATES	75 143	720 954	13 429	220 074
	MEXICO	4 041	6 300	0	0
	COLOMBIA	0	0	259	1 750
	UNITED KINGDOM	15 784	62 133	5 782	9 527
	NETHERLANDS	51 253	665 215	51 914	668 249
	FRANCE	141	2 991	141	2 438
	GERMANY, FED. REP. OF	4 391	54 763	677	62 131
	BELGIUM	2 073	41 081	31	364
	SWITZERLAND	88	1 247	0	0
	DENMARK	116	544	44	357
	SWEDEN	0	0	48	1 803
	FINLAND	2	433	673	24 185
	IRELAND	27	4 732	31	6 245
	ITALY	3 006	87 404	2 296	81 850
	SPAIN	22 058	109 641	15 021	84 438
	PORTUGAL	0	0	54	485
	HUNGARY	1 494	11 659	0	0
	POLAND	148	448	0	0
	ROMANIA	329	15 734	0	0
	BULGARIA	898	2 895	0	0
	BELARUS	0	0	4	56
	SLOVENIA	8	106	0	0
	CZECH REPUBLIC	22	168	211	715
	RUSSIA FEDERATION	0	0	7	67
	SUB TOTAL	**10 534 424**	**39 150 447**	**11 399 275**	**39 392 214 ***
3923291000	**ASEPTIC BAG NOT REINFORCED W/ ALUM FOIL;WIDTH>=315MM;LENGTH>=410MM;OTH PLASTIC**				
89311	JAPAN	3 068	77 222	8 504	142 270
	HONG KONG	14 659	88 495	24 234	168 386
	KOREA, REPUBLIC OF	65 483	755 689	43 091	542 332
	TAIWAN	14 458	57 327	4 350	7 316
	CHINA	58 290	247 392	43 249	190 666
	THAILAND	6 166	91 561	2 479	28 114
	SINGAPORE	29 854	296 876	13 903	121 754
	MALAYSIA	4 346	31 890	2 004	32 692
	MYANMAR	0	0	721	18 115
	CAMBODIA	1 394	17 124	0	0
	VIET NAM	59	646	16 299	33 948
	INDIA	224	6 339	0	0
	SRI LANKA	0	0	76	672
	UNITED ARAB EMIRATES	0	0	1	39
	AUSTRALIA	4 623	37 471	48	495
	UNITED STATES	168	3 335	1 242	13 103
	CANADA	0	0	1	3
	MEXICO	1 440	1 780	19	83
	BRAZIL	321	452	330	366
	UNITED KINGDOM	957	11 731	1	2
	NETHERLANDS	0	0	8	298
	FRANCE	0	0	1	240
	GERMANY, FED. REP. OF	186	6 546	455	8 225
	BELGIUM	44	920	13	295

http://www.bps.go.id

HS / SITC	COMMODITY DESCRIPTION / COUNTRY OF ORIGIN	JANUARY - DECEMBER 2015		JANUARY - DECEMBER 2016	
		NET WEIGHT (KG)	CIF VALUE (US$)	NET WEIGHT (KG)	CIF VALUE (US$)
	ITALY	129	4 655	3	199
	HUNGARY	4	42	0	0
	SUB TOTAL	**205 873**	**1 737 493**	**161 032**	**1 309 613 ***
3923299000	**ASEPTIC BAG NOT REINFORCED W/ ALUM FOIL;WIDTH<315MM;LENGTH<410MM;OTH PLASTIC**				
89311	JAPAN	207 667	3 272 731	307 862	4 852 429
	HONG KONG	402 359	2 227 276	239 599	1 804 727
	KOREA, REPUBLIC OF	83 703	825 439	207 412	1 722 198
	TAIWAN	188 039	895 939	227 924	646 175
	CHINA	4 309 344	13 714 618	5 724 948	19 360 587
	THAILAND	31 539	367 857	708 799	2 462 220
	SINGAPORE	1 776 421	4 081 122	600 266	3 227 886
	PHILIPPINES	19 867	138 295	57 249	213 838
	MALAYSIA	1 861 738	4 207 865	2 172 970	5 573 706
	CAMBODIA	0	0	327	921
	BRUNEI DARUSSALAM	954	730	0	0
	NEPAL	0	0	120	688
	VIET NAM	416 675	5 433 630	1 208 439	7 076 289
	INDIA	19 713	126 451	67 585	268 754
	PAKISTAN	0	0	27	557
	BANGLADESH	2 004	23 435	2 010	11 550
	SRI LANKA	4 349	26 753	4 830	38 657
	INDONESIA	44	527	874	22 050
	SAUDI ARABIA	0	0	133 416	253 980
	TURKEY	32 080	127 235	27 707	116 026
	UNITED ARAB EMIRATES	51 115	24 360	293	3 761
	QATAR	633	5 377	87	672
	CYPRUS	10 775	65 427	14 306	76 381
	MOROCCO	18 000	40 500	0	0
	SENEGAL	0	0	12 564	67 307
	SOUTH AFRICA	9 922	64 220	0	0
	RWANDA	0	0	762	2 561
	AUSTRALIA	36 109	391 080	14 959	114 677
	NEW ZEALAND	4 712	76 540	2 747	39 998
	NIUE	0	0	229	1 208
	ANTARTICA	0	0	29	288
	UNITED STATES	54 354	282 852	41 032	449 904
	CANADA	713	2 701	17	555
	MEXICO	152	185	0	0
	BRAZIL	22	769	38	1 091
	COLOMBIA	0	0	145	5 295
	BERMUDA	1	6	0	0
	UNITED KINGDOM	24 433	227 845	3 014	43 158
	NETHERLANDS	2 517	18 081	2 186	30 763
	FRANCE	26 992	843 257	16 328	513 558
	GERMANY, FED. REP. OF	5 881	62 188	3 599	68 534
	AUSTRIA	32	117 951	13	100 078
	BELGIUM	272	3 387	5 869	98 470
	SWITZERLAND	331	2 279	41	2 136
	DENMARK	53	2 072	0	0
	SWEDEN	18	559	1 632	13 927
	FINLAND	2	3 935	1 046	3 687
	IRELAND	121	3 837	45	1 266
	ITALY	3 565	54 340	11 838	87 756
	SPAIN	12 076	48 332	4 592	27 924
	PORTUGAL	0	0	33 200	230 232
	GREECE	19	116	27	339
	POLAND	55	352	705	8 869
	ROMANIA	0	0	1	6
	BULGARIA	0	0	548	3 009
	KYRGYZSTAN	0	0	57	676
	UKRAINE	0	0	1	3
	CZECH REPUBLIC	1	14	33	150
	RUSSIA FEDERATION	0	0	1	4
	SUB TOTAL	**9 619 372**	**37 812 465**	**11 864 348**	**49 651 481 ***
3923302000	**MULTILAYER FIBREGLASS REINFORCED FUELCONTAINER**				
89319	JAPAN	410	6 870	51	15 461
	HONG KONG	6 096	27 697	30 451	108 975
	KOREA, REPUBLIC OF	1 202	19 051	997	5 933
	TAIWAN	32 478	270 915	33 685	152 657

http://www.bps.go.id

HS / SITC	COMMODITY DESCRIPTION / COUNTRY OF ORIGIN	JANUARY - DECEMBER 2015		JANUARY - DECEMBER 2016	
		NET WEIGHT (KG)	CIF VALUE (US$)	NET WEIGHT (KG)	CIF VALUE (US$)
	CHINA	13 571	95 924	76 796	232 877
	THAILAND	64 222	645 585	85 232	718 475
	SINGAPORE	2 399	49 419	2 870	37 161
	MALAYSIA	14 574	46 634	31 024	90 366
	VIET NAM	38	115	20	45
	INDIA	0	0	716	5 615
	AUSTRALIA	28 808	183 771	81	834
	UNITED STATES	10 132	36 835	9 937	71 240
	CANADA	92	8 745	0	0
	UNITED KINGDOM	264	35 752	85	1 385
	NETHERLANDS	0	0	32	377
	FRANCE	192	1 720	80	2 215
	GERMANY, FED. REP. OF	4 783	133 160	1 760	163 188
	SWITZERLAND	33	839	129	1 601
	DENMARK	252	2 252	0	0
	ITALY	141	2 891	20	461
	SPAIN	0	0	1 006	5 150
	POLAND	0	0	43	5 304
	CZECH REPUBLIC	137	418	0	0
	SUB TOTAL	**179 824**	**1 568 593**	**275 015**	**1 619 320 ***
3923309000	**OTHER CARBOYS, BOTTLES, FLASKS & SIMILAR ARTICLE**				
89319	JAPAN	280 722	2 243 337	25 610	370 245
	HONG KONG	3 965	48 584	9 801	85 242
	KOREA, REPUBLIC OF	44 946	337 662	44 788	428 276
	TAIWAN	22 559	497 317	174 401	1 305 418
	CHINA	1 083 778	7 127 639	1 358 451	8 420 368
	THAILAND	1 959 049	8 935 964	973 193	5 912 011
	SINGAPORE	98 336	176 929	46 636	135 256
	PHILIPPINES	1 528 054	5 094 331	895 946	2 370 986
	MALAYSIA	987 655	2 211 207	1 487 539	2 936 045
	BRUNEI DARUSSALAM	3	15	0	0
	VIET NAM	181 521	613 983	60 786	377 342
	INDIA	6 807	57 157	14 395	68 046
	BANGLADESH	35	369	0	0
	SRI LANKA	0	0	67	811
	INDONESIA	191	3 466	0	0
	TURKEY	0	0	8	3 269
	UNITED ARAB EMIRATES	1	1	184	752
	MALI	2 442	26 557	0	0
	SWAZILAND	2 524	62 570	0	0
	AUSTRALIA	493	16 725	524	34 975
	NEW ZEALAND	1 396	17 497	0	0
	UNITED STATES	23 630	179 134	13 304	193 780
	CHILE	0	0	1 900	15 302
	PUERTO RICO	988	19 880	0	0
	UNITED KINGDOM	54 497	369 330	4 538	142 678
	NETHERLANDS	2 194	45 536	2 160	41 736
	FRANCE	13 025	485 935	9 969	398 937
	GERMANY, FED. REP. OF	5 402	116 411	6 885	122 805
	AUSTRIA	0	0	2 022	46 376
	BELGIUM	1 101	3 721	1 648	16 849
	SWITZERLAND	152	4 817	1 522	9 149
	LUXEMBOURG	110	1 558	17	275
	NORWAY	0	0	1	20
	SWEDEN	2	30	11	344
	ITALY	3 212	178 950	4 032	116 674
	SPAIN	5 693	38 578	8 786	63 432
	HUNGARY	663	12 742	1 303	24 733
	POLAND	7 677	118 553	6 665	102 262
	BELARUS	0	0	1	14
	CZECH REPUBLIC	362	1 170	2 507	9 961
	SUB TOTAL	**6 323 185**	**29 047 655**	**5 159 600**	**23 754 369 ***
3923401000	**SPOOL,BOBBIN&SIMILAR SUPPORT;SUITABLEFOR MACHINES HEADING 84.44,84.45/84.48**				
89319	JAPAN	11 846	99 883	4 836	38 460
	HONG KONG	97 400	1 182 329	51 368	837 464
	KOREA, REPUBLIC OF	6 107	80 293	7 435	43 407
	TAIWAN	32 136	139 517	19 910	48 828
	CHINA	97 221	735 215	38 250	295 120
	THAILAND	337	3 941	140	18 063

http://www.bps.go.id

HS / SITC	COMMODITY DESCRIPTION / COUNTRY OF ORIGIN	JANUARY - DECEMBER 2015		JANUARY - DECEMBER 2016	
		NET WEIGHT (KG)	CIF VALUE (US$)	NET WEIGHT (KG)	CIF VALUE (US$)
	SINGAPORE	45 871	202 051	19 350	115 424
	PHILIPPINES	71 626	7 831	71 808	7 751
	MALAYSIA	20 493	55 487	33 994	55 268
	VIET NAM	0	0	3 938	13 138
	INDIA	983 742	507 066	34 922	195 613
	INDONESIA	9 660	818	0	0
	TURKEY	6 470	13 929	0	0
	AUSTRALIA	43	747	0	0
	UNITED STATES	277 035	22 316	228 885	21 375
	BRAZIL	0	0	17	279
	FRANCE	979	1 962	3 006	11 807
	GERMANY, FED. REP. OF	18 184	116 068	3 876	34 775
	AUSTRIA	0	0	3	210
	BELGIUM	0	0	12	477
	SWITZERLAND	540	1 732	167	8 301
	ITALY	1 077	32 339	356	6 129
	SPAIN	0	0	108	945
	SLOVAKIA	0	0	41	566
	SUB TOTAL	**1 680 767**	**3 203 524**	**522 422**	**1 753 400 ***
3923409000	**OTHER SPOOL,COP,BOBBIN & SIMILAR SUPPORT**				
89319	JAPAN	81 304	655 852	169 458	1 445 436
	HONG KONG	19 916	399 248	66 135	699 210
	KOREA, REPUBLIC OF	79 401	1 139 913	74 169	1 178 978
	TAIWAN	22 214	55 844	33 798	144 802
	CHINA	293 238	1 266 475	338 077	2 258 336
	THAILAND	53 659	103 697	55 404	130 113
	SINGAPORE	200 156	604 971	164 882	507 644
	PHILIPPINES	68 433	109 918	59 790	105 529
	MALAYSIA	17 178	115 001	51 972	184 450
	VIET NAM	835	42 754	22 568	81 276
	INDIA	42 360	134 135	15 733	37 414
	SRI LANKA	0	0	10	978
	AUSTRALIA	1 521	18 205	104	1 586
	UNITED STATES	6 778	54 948	932	15 366
	CANADA	36	1 677	0	0
	VENEZUELA	5	2 582	25	4 691
	BRAZIL	2	28	0	0
	U.S. VIRGIN ISLANDS	9	5 941	0	0
	UNITED KINGDOM	190	1 931	1 341	13 030
	NETHERLANDS	1 525	2 250	4	57
	FRANCE	101	2 899	101	234
	GERMANY, FED. REP. OF	51 910	477 436	27 454	128 254
	AUSTRIA	33	1 916	0	0
	BELGIUM	0	0	30	123
	SWITZERLAND	0	0	85	3 074
	DENMARK	2	14	0	0
	NORWAY	0	0	58	672
	ITALY	99 422	268 863	63 720	169 743
	SPAIN	140	1 420	708	1 811
	PORTUGAL	16	98	0	0
	CZECH REPUBLIC	48	159	3	690
	RUSSIA FEDERATION	0	0	3 288	82 823
	SUB TOTAL	**1 040 432**	**5 468 175**	**1 149 849**	**7 196 320 ***
3923500000	**STOPPERS, LIDS, CAPS AND OTHER CLOSURES**				
89319	JAPAN	261 161	4 167 600	573 183	10 610 929
	HONG KONG	15 029	530 824	28 796	667 079
	KOREA, REPUBLIC OF	108 234	1 216 699	124 238	1 399 858
	TAIWAN	128 509	1 308 361	109 378	1 204 205
	CHINA	2 786 033	14 889 095	3 449 455	18 073 958
	MACAU	33	3 930	3 930	28 686
	THAILAND	2 125 138	8 911 274	2 067 242	7 760 022
	SINGAPORE	924 838	5 741 887	891 069	4 134 375
	PHILIPPINES	970 625	5 104 480	382 482	2 880 673
	MALAYSIA	779 093	3 250 933	1 601 085	8 366 908
	BRUNEI DARUSSALAM	88	819	196	1 449
	VIET NAM	181 693	1 024 695	191 147	934 327
	INDIA	180 037	1 122 746	275 611	1 910 902
	PAKISTAN	0	0	1 989	9 053
	SRI LANKA	0	0	83	2 361

http://www.bps.go.id

HS / SITC	COMMODITY DESCRIPTION / COUNTRY OF ORIGIN	JANUARY - DECEMBER 2015		JANUARY - DECEMBER 2016	
		NET WEIGHT (KG)	CIF VALUE (US$)	NET WEIGHT (KG)	CIF VALUE (US$)
	INDONESIA	83	4 678	18 209	323 534
	SAUDI ARABIA	2 640	18 622	3 072	21 364
	KUWAIT	86	728	37	132
	TURKEY	34 834	148 390	114 948	404 582
	UNITED ARAB EMIRATES	6 283	14 690	4 762	9 248
	QATAR	2 321	17 028	0	0
	BAHRAIN	11 077	24 472	11 076	22 024
	EGYPT	908	5 335	1 056	5 984
	MALI	555	6 036	0	0
	SOUTH AFRICA	7	259	0	0
	AUSTRALIA	63 970	581 778	41 826	429 826
	COCOS (KEELING) ISLANDS	16	386	0	0
	UNITED STATES	174 647	1 895 249	121 522	1 251 860
	CANADA	37	1 125	799	10 055
	MEXICO	4 165	25 602	4 235	33 777
	ARGENTINA	25	2 061	4	509
	BRAZIL	4 127	56 069	1 408	19 896
	COLOMBIA	0	0	38	1 346
	PUERTO RICO	249	5 006	1 091	12 056
	UNITED KINGDOM	23 692	251 826	13 759	141 772
	NETHERLANDS	10 849	90 535	17 499	155 143
	FRANCE	65 567	330 620	83 555	405 723
	GERMANY, FED. REP. OF	287 604	1 852 785	319 740	1 724 339
	AUSTRIA	146 050	559 913	92 925	478 199
	BELGIUM	39 483	553 820	30 409	447 166
	SWITZERLAND	4 566	52 069	5 793	48 660
	LUXEMBOURG	277	3 731	1	66
	DENMARK	3 888	18 356	335	1 294
	NORWAY	7	161	0	0
	SWEDEN	16 423	71 784	274	12 787
	FINLAND	13	600	3	242
	ITALY	99 436	956 757	93 579	1 075 278
	SPAIN	172 056	840 589	212 945	1 083 292
	PORTUGAL	15 800	78 519	5 121	42 311
	HUNGARY	43 415	1 523 893	58 832	552 998
	POLAND	5 333	80 096	39 456	187 776
	ROMANIA	1	16	0	0
	BELARUS	0	0	1	4
	MOLDOVA, REPUBLIC OF	160	1 638	0	0
	ESTONIA	0	0	24	552
	CROATIA	25	6 421	0	0
	SLOVENIA	54 180	146 436	21 672	58 386
	CZECH REPUBLIC	13	62	593	39 257
	RUSSIA FEDERATION	1	6	1 333	33 533
	SUB TOTAL	**9 755 380**	**57 501 490**	**11 021 816**	**67 019 756 ***
3923901000	**TOOTHPASTE TUBES CONTAINER, OF PLASTIC**				
89319	JAPAN	0	0	533	3 914
	HONG KONG	778	6 348	605	4 787
	KOREA, REPUBLIC OF	4 496	48 002	912	12 578
	TAIWAN	0	0	1	5
	CHINA	6 721	24 786	12 308	36 949
	THAILAND	70	253	0	0
	SINGAPORE	690	6 057	315	1 983
	PHILIPPINES	1 444	23 011	158	3 148
	MALAYSIA	229	2 728	2 749	31 734
	MYANMAR	0	0	26	1 226
	CAMBODIA	16	191	0	0
	INDIA	4	525	0	0
	UNITED KINGDOM	12	8 547	0	0
	GERMANY, FED. REP. OF	4	161	0	0
	SWITZERLAND	20	3 044	3	1 758
	HUNGARY	0	0	1	10
	SUB TOTAL	**14 484**	**123 653**	**17 611**	**98 092 ***
3923909000	**OTH ARTICLES FOR THE CONVEYANCE/PACKINGGOODS OF PLASTICS**				
89319	JAPAN	2 945 885	11 670 169	4 112 472	12 302 752
	HONG KONG	189 025	1 987 219	239 843	2 562 560
	KOREA, REPUBLIC OF	215 633	356 797	223 450	774 313
	TAIWAN	369 404	1 419 498	324 706	1 535 898
	CHINA	3 619 254	15 409 148	4 648 979	19 498 427

http://www.bps.go.id

HS / SITC	COMMODITY DESCRIPTION / COUNTRY OF ORIGIN	JANUARY - DECEMBER 2015		JANUARY - DECEMBER 2016	
		NET WEIGHT (KG)	CIF VALUE (US$)	NET WEIGHT (KG)	CIF VALUE (US$)
	THAILAND	1 168 280	3 420 753	1 304 617	5 600 987
	SINGAPORE	1 410 256	7 276 446	1 181 121	7 844 168
	PHILIPPINES	137 255	555 929	76 670	343 592
	MALAYSIA	14 254 494	12 096 246	4 437 682	8 481 252
	MYANMAR	367	1 855	34	1 600
	BRUNEI DARUSSALAM	1 536	4 017	0	0
	VIET NAM	690 169	1 878 508	636 081	1 724 077
	INDIA	70 416	339 564	38 644	199 955
	PAKISTAN	18	154	0	0
	SRI LANKA	30 717	37 936	205	1 817
	INDONESIA	13 996	149 698	1 135	7 610
	SAUDI ARABIA	0	0	5 901	9 601
	ISRAEL	0	0	1	12
	TURKEY	0	0	282	2 998
	UNITED ARAB EMIRATES	928	8 955	55	603
	QATAR	91	643	0	0
	EGYPT	1 036	4 160	0	0
	SOUTH AFRICA	400	2 908	115	1 204
	AUSTRALIA	65 528	574 759	49 378	350 090
	NEW ZEALAND	7 782	3 951	0	0
	UNITED STATES	233 161	1 436 440	103 166	1 265 858
	CANADA	446	3 593	81	3 866
	MEXICO	3 463	15 541	272	5 923
	GUATEMALA	0	0	1	3
	BRAZIL	175	6 524	5 464	26 571
	PUERTO RICO	3 561	71 106	4 169	44 604
	UNITED KINGDOM	867	16 044	3 240	90 354
	NETHERLANDS	1 918	28 145	163 434	550 397
	FRANCE	45 033	1 335 804	12 880	275 076
	GERMANY, FED. REP. OF	164 104	1 352 204	127 958	1 415 019
	AUSTRIA	1 917	25 529	4 091	55 618
	BELGIUM	5 485	25 980	879	555
	SWITZERLAND	92	2 312	1 539	54 367
	LUXEMBOURG	415	15 245	0	0
	MONACO	9	164	0	0
	DENMARK	10 178	73 634	28 415	103 927
	NORWAY	0	0	1	14
	SWEDEN	9 943	436 881	8 514	412 737
	FINLAND	1	3	0	0
	ITALY	357 263	1 492 338	132 656	1 552 602
	SPAIN	7 279	59 430	6 301	41 775
	GREECE	0	0	16	237
	HUNGARY	553	5 278	560	20 023
	POLAND	1 206	10 206	33	1 070
	LATVIA	0	0	1	46
	CROATIA	1 916	38 691	2 075	50 872
	CZECH REPUBLIC	234	3 121	90	839
	SUB TOTAL	**26 041 689**	**63 653 526**	**17 887 207**	**67 215 869 ***
3924100010	**TABLEWARE & KITCHENWARE OF MELAMINE**				
89332	JAPAN	2 586	15 897	2 574	20 646
	HONG KONG	653	34 082	82	981
	KOREA, REPUBLIC OF	90	670	27	140
	TAIWAN	13	180	35	572
	CHINA	99 905	63 095	109 243	70 795
	THAILAND	72	437	13 028	109 697
	SINGAPORE	1 048	2 064	1 525	10 905
	MALAYSIA	603	525	38 996	15 328
	VIET NAM	333	1 188	304	1 686
	OMAN	0	0	842	355 329
	TURKEY	167	958	150	256
	UNITED ARAB EMIRATES	3 512	9 468	7 892	16 332
	AUSTRALIA	84	647	0	0
	UNITED STATES	88	1 176	322	2 790
	UNITED KINGDOM	9	43	3	102
	FRANCE	34	1 426	11	122
	GERMANY, FED. REP. OF	0	0	8	739
	AUSTRIA	0	0	6	465
	BELGIUM	1 135	5 114	5 455	25 547
	DENMARK	0	0	799	3 947
	NORWAY	0	0	1	95

http://www.bps.go.id

HS / SITC	COMMODITY DESCRIPTION / COUNTRY OF ORIGIN	JANUARY - DECEMBER 2015		JANUARY - DECEMBER 2016	
		NET WEIGHT (KG)	CIF VALUE (US$)	NET WEIGHT (KG)	CIF VALUE (US$)
	ITALY	0	0	22	547
	SUB TOTAL	**110 332**	**136 970**	**181 325**	**637 021 ***
3924100090	**TABLEWARE & KITCHENWARE EXCEPT FROMMELAMINE**				
89332	JAPAN	9 810	96 016	13 617	115 576
	HONG KONG	4 625	35 993	868	9 164
	KOREA, REPUBLIC OF	135 581	651 029	1 025 725	8 810 609
	TAIWAN	50 651	490 253	23 823	214 449
	CHINA	394 073	1 613 586	1 365 765	5 611 025
	THAILAND	27 356	142 519	69 665	348 524
	SINGAPORE	15 555	52 469	6 839	27 763
	PHILIPPINES	330	3 174	230	1 100
	MALAYSIA	50 376	90 208	704 408	1 395 142
	BRUNEI DARUSSALAM	86	786	373	2 571
	VIET NAM	1 159	5 338	1 473	32 185
	INDIA	1 422	5 540	63 993	528 318
	PAKISTAN	0	0	96	427
	SRI LANKA	0	0	25	701
	INDONESIA	22	139	19	1 849
	SAUDI ARABIA	20 143	106 336	13 344	84 737
	KUWAIT	26	357	814	2 913
	OMAN	0	0	298	1 602
	TURKEY	2 063	5 372	14 663	67 756
	UNITED ARAB EMIRATES	18 027	49 012	11 608	33 741
	QATAR	0	0	169	862
	BAHRAIN	83	1 088	0	0
	EGYPT	0	0	173	1 250
	SOUTH AFRICA	0	0	63 906	199 134
	AUSTRALIA	5 323	27 304	7 701	39 567
	NEW ZEALAND	193	2 432	9 034	95 044
	UNITED STATES	26 697	222 748	82 461	632 071
	MEXICO	0	0	90 533	600 465
	BRAZIL	0	0	19 945	127 835
	UNITED KINGDOM	403	2 411	753	6 311
	NETHERLANDS	11 959	168 561	10 274	195 175
	FRANCE	1	76	88 632	909 119
	GERMANY, FED. REP. OF	2 432	20 064	3 122	42 833
	BELGIUM	8 983	47 378	16 753	192 933
	SWITZERLAND	0	0	742	45 487
	DENMARK	795	9 670	3 654	45 534
	SWEDEN	474	2 092	1 003	4 734
	IRELAND	0	0	26	344
	ITALY	9 806	59 889	21 905	181 488
	SPAIN	9 105	81 220	2 265	23 025
	PORTUGAL	3 138	44 599	22 729	261 649
	GREECE	0	0	4 868	84 070
	HUNGARY	0	0	35	155
	POLAND	0	0	232	1 142
	ROMANIA	0	0	43	189
	BELARUS	0	0	1	6
	LITHUANIA	0	0	1 328	4 675
	LATVIA	0	0	717	3 336
	SLOVAKIA	367	1 854	495	2 372
	SLOVENIA	0	0	174	785
	CZECH REPUBLIC	239	832	1 108	4 228
	SUB TOTAL	**811 303**	**4 040 345**	**3 772 427**	**20 995 970 ***
3924901000	**BED PANS, URINALS (PORTABLE TYPE) &CHAMBER POTS;OF PLASTICS**				
89332	HONG KONG	0	0	1	213
	KOREA, REPUBLIC OF	1 247	71 990	187	56 098
	TAIWAN	0	0	659	2 990
	CHINA	0	0	3 387	22 694
	THAILAND	283 172	1 074 002	280 434	1 038 582
	INDONESIA	0	0	1	5
	TURKEY	0	0	36	726
	AUSTRALIA	0	0	1	12
	UNITED STATES	73	1 379	0	0
	SUB TOTAL	**284 492**	**1 147 371**	**284 706**	**1 121 320 ***

http://www.bps.go.id

HS / SITC	COMMODITY DESCRIPTION / COUNTRY OF ORIGIN	JANUARY - DECEMBER 2015		JANUARY - DECEMBER 2016	
		NET WEIGHT (KG)	CIF VALUE (US$)	NET WEIGHT (KG)	CIF VALUE (US$)
3924909000	**OTHER HOUSEHOLD ARTICLES&HYGIENIC/TOILET ARTICLES, OF PLASTICS**				
89332	JAPAN	107 054	564 813	58 898	393 955
	HONG KONG	65 150	341 150	54 757	256 518
	KOREA, REPUBLIC OF	1 502 070	11 202 363	438 469	3 279 633
	TAIWAN	152 573	1 027 747	220 205	1 078 841
	CHINA	10 577 952	24 823 274	10 199 472	17 943 710
	PAPUA NEW GUINEA	169	853	0	0
	THAILAND	792 195	2 976 563	750 788	3 055 629
	SINGAPORE	1 022 771	2 337 325	1 518 063	1 972 039
	PHILIPPINES	925	8 638	9 450	17 277
	MALAYSIA	2 136 335	4 117 633	2 303 244	4 231 730
	CAMBODIA	0	0	19 141	67 365
	BRUNEI DARUSSALAM	9 362	18 037	801	8 383
	VIET NAM	363 475	1 946 273	267 080	1 576 724
	INDIA	142 736	1 064 794	140 246	296 905
	PAKISTAN	83	522	66	479
	BANGLADESH	17	55	0	0
	SRI LANKA	686	1 794	0	0
	INDONESIA	526	12 115	301	6 849
	TURKEY	11 811	47 054	32 321	150 165
	UNITED ARAB EMIRATES	14	86	0	0
	QATAR	10 147	76 355	24 849	214 474
	NIGERIA	0	0	71	397
	SOUTH AFRICA	683	9 897	0	0
	AUSTRALIA	11 545	96 327	4 049	44 080
	NEW ZEALAND	4 531	56 705	2 755	40 252
	SAMOA	0	0	56	571
	UNITED STATES	153 619	891 360	198 355	1 216 354
	CANADA	174	346	0	0
	MEXICO	104 152	1 045 438	25 160	168 783
	HONDURAS	37	158	0	0
	BRAZIL	1 121	17 691	23 268	135 605
	EL SALVADOR	0	0	1 903	9 591
	UNITED KINGDOM	3 543	32 360	7 970	80 781
	NETHERLANDS	854	2 831	1 596	7 520
	FRANCE	9 356	134 157	11 303	136 007
	GERMANY, FED. REP. OF	3 948	45 114	7 915	165 277
	AUSTRIA	266	2 500	406	3 654
	BELGIUM	21 996	215 512	5 119	43 875
	SWITZERLAND	3 547	24 756	139	9 766
	LUXEMBOURG	0	0	1 520	9 237
	NORWAY	0	0	7	98
	SWEDEN	404	1 821	363	1 886
	FINLAND	0	0	11	105
	IRELAND	0	0	4	110
	ITALY	107 269	702 949	136 511	781 058
	SPAIN	19 201	151 360	15 261	129 711
	PORTUGAL	47 218	435 318	9 921	106 269
	GREECE	60	312	98	1 461
	HUNGARY	1 330	8 194	1 050	8 173
	POLAND	20 523	28 142	20 118	82 922
	ROMANIA	182	3 275	109	2 372
	BULGARIA	643	1 947	0	0
	LITHUANIA	2 778	10 839	438	2 123
	LATVIA	0	0	765	3 383
	GEORGIA	0	0	372	2 133
	SLOVAKIA	0	0	49	749
	SLOVENIA	0	0	264	840
	CZECH REPUBLIC	1 211	4 187	5 360	22 196
	RUSSIA FEDERATION	0	0	1	1
	SUB TOTAL	**17 416 242**	**54 490 940**	**16 520 438**	**37 768 016 ***
3925100000	**RESERVOIRS,TANKS,VATS & SIMILAR CONTAIN. CAPACITY <= 300 LITRES**				
89329	JAPAN	0	0	65	4 902
	KOREA, REPUBLIC OF	336	6 327	25 004	72 979
	TAIWAN	0	0	2 482	3 230
	CHINA	5 291	55 712	6 039	16 975
	THAILAND	0	0	13 518	135 000
	SINGAPORE	1 194	3 894	568	5 684
	MALAYSIA	6 548	52 195	85 706	232 055
	MYANMAR	706	3 200	0	0
	INDIA	17 253	163 062	1 752	43 027

http://www.bps.go.id

HS / SITC	COMMODITY DESCRIPTION / COUNTRY OF ORIGIN	JANUARY - DECEMBER 2015		JANUARY - DECEMBER 2016	
		NET WEIGHT (KG)	CIF VALUE (US$)	NET WEIGHT (KG)	CIF VALUE (US$)
	IRAN (ISLAMIC REPUBLIC OF)	36	198	0	0
	AUSTRALIA	13	1 582	38	3 752
	UNITED STATES	10 792	147 329	29	738
	CANADA	61	3 078	0	0
	UNITED KINGDOM	0	0	86	486
	NETHERLANDS	54	4 635	0	0
	GERMANY, FED. REP. OF	8 232	5 809	242	2 054
	AUSTRIA	12	1 841	0	0
	SUB TOTAL	**50 528**	**448 862**	**135 529**	**520 882 ***
3925200000	**DOORS,WINDOWS & THEIR FRAMES & THRESHOLD FOR DOORS**				
89329	JAPAN	12 093	72 333	8 370	107 304
	HONG KONG	422	9 464	0	0
	KOREA, REPUBLIC OF	63 234	147 919	136 614	308 927
	TAIWAN	132 671	436 842	173 256	382 041
	CHINA	1 409 766	1 898 480	1 337 569	2 176 080
	THAILAND	10 675	50 493	6 847	12 864
	SINGAPORE	55 279	103 508	186 200	246 663
	MALAYSIA	325 858	676 889	116 832	388 730
	VIET NAM	21 223	25 390	20 775	22 613
	INDIA	135	505	10 166	31 235
	TURKEY	0	0	486	820
	AUSTRALIA	545	1 950	0	0
	UNITED STATES	0	0	1 820	11 345
	NETHERLANDS	1 300	19 164	3 032	20 741
	FRANCE	397	745	99	5 738
	GERMANY, FED. REP. OF	11 291	134 314	25 720	97 011
	BELGIUM	6 821	24 550	3 184	10 443
	SWITZERLAND	0	0	1	16
	DENMARK	945	2 851	265	1 836
	ITALY	4 851	11 113	1 776	30 784
	SPAIN	1 959	13 642	3 793	27 173
	POLAND	38 425	119 432	51 099	185 645
	BULGARIA	1 055	4 093	0	0
	CROATIA	0	0	2 722	22 693
	CZECH REPUBLIC	1 834	4 837	0	0
	SUB TOTAL	**2 100 779**	**3 758 514**	**2 090 626**	**4 090 702 ***
3925300000	**SHUTTERS,BLIND (INCLUDE VENETIAN BLINDS) AND SIMILAR ARTICLES AND PARTS**				
89329	JAPAN	18 757	302 287	3 250	64 693
	HONG KONG	5 992	28 226	164	1 744
	KOREA, REPUBLIC OF	5 434	80 180	14 732	168 961
	TAIWAN	66 610	404 151	40 260	288 062
	CHINA	1 094 932	1 782 132	1 400 680	2 079 386
	THAILAND	4 033	92 847	6 746	140 676
	SINGAPORE	6 680	112 689	2 377	25 721
	PHILIPPINES	0	0	23	8 185
	MALAYSIA	27 285	33 482	19 546	40 528
	TURKEY	163	3 539	487	10 709
	KENYA	371	5 418	0	0
	AUSTRALIA	7 435	72 613	1 691	44 806
	NEW ZEALAND	5	1 340	0	0
	UNITED STATES	522	12 765	362	15 052
	CANADA	22	528	0	0
	NETHERLANDS	110	1 643	2 159	62 373
	GERMANY, FED. REP. OF	8	351	33	987
	ITALY	63	505	95	3 575
	SPAIN	0	0	245	1 756
	POLAND	0	0	2	27
	BULGARIA	132	512	0	0
	SUB TOTAL	**1 238 554**	**2 935 208**	**1 492 852**	**2 957 241 ***
3925900000	**OTH BUILDER WARE PLASTIC,NOT ELSEWHERESPECIFIED OR INCLUDED**				
89329	JAPAN	80 073	496 595	160 016	2 204 806
	HONG KONG	40	660	971	13 072
	KOREA, REPUBLIC OF	48 221	571 759	148 576	836 761
	TAIWAN	66 574	109 173	35 180	59 796
	CHINA	2 817 310	3 662 066	3 893 723	5 340 528
	THAILAND	29 086	159 031	22 827	112 515
	SINGAPORE	366 526	675 009	509 496	897 548

http://www.bps.go.id

HS / SITC	COMMODITY DESCRIPTION / COUNTRY OF ORIGIN	JANUARY - DECEMBER 2015		JANUARY - DECEMBER 2016	
		NET WEIGHT (KG)	CIF VALUE (US$)	NET WEIGHT (KG)	CIF VALUE (US$)
	PHILIPPINES	36 755	96 520	0	0
	MALAYSIA	1 532 743	3 593 009	1 097 714	2 723 457
	VIET NAM	241 228	636 917	29 262	47 157
	INDIA	17 640	37 396	30 007	68 217
	PAKISTAN	0	0	855	6 928
	SRI LANKA	27	40	0	0
	TURKEY	5 605	26 075	103 895	180 623
	UNITED ARAB EMIRATES	41	379	0	0
	AUSTRALIA	157 236	254 077	21 587	284 666
	NEW ZEALAND	0	0	18	1 184
	UNITED STATES	17 417	261 393	43 774	179 888
	CANADA	70	208	1	26
	MEXICO	0	0	142	1 955
	UNITED KINGDOM	2 308	22 602	15 598	131 664
	NETHERLANDS	1 918	16 245	267	5 485
	FRANCE	250	20 669	27	474
	GERMANY, FED. REP. OF	40 735	400 831	56 115	439 432
	AUSTRIA	35	6 800	0	0
	BELGIUM	1 985	3 894	5 419	42 230
	SWITZERLAND	65	1 273	2	379
	DENMARK	63 370	194 016	1 297	8 247
	NORWAY	287	2 442	36	1 288
	SWEDEN	2	78	6	84
	FINLAND	2	2	81	6 926
	IRELAND	15	305	12	349
	ITALY	29 367	385 320	7 115	85 859
	SPAIN	493	12 778	70 959	185 436
	PORTUGAL	0	0	15	47
	ICELAND	0	0	1 746	8 865
	POLAND	42	189	91	333
	BULGARIA	14	55	292	1 070
	UKRAINE	18	142	0	0
	CZECH REPUBLIC	96	235	70	2 552
	SUB TOTAL	**5 557 594**	**11 648 183**	**6 257 192**	**13 879 847 ***
3926100000	**OFFICE OR SCHOOL SUPPLIES OF PLASTICS**				
89394	JAPAN	82 270	128 933	108 460	283 956
	HONG KONG	145 045	548 038	292 719	2 264 616
	KOREA, REPUBLIC OF	8 996	57 336	19 646	147 441
	TAIWAN	49 545	118 332	73 874	192 905
	CHINA	7 303 823	9 025 976	8 563 661	9 627 680
	THAILAND	32 089	165 463	48 369	196 137
	SINGAPORE	42 346	149 898	48 031	225 744
	PHILIPPINES	0	0	131	1 357
	MALAYSIA	649 351	1 835 413	374 928	1 693 439
	BRUNEI DARUSSALAM	7 788	6 560	0	0
	VIET NAM	12 073	43 967	2 520	12 305
	INDIA	28 801	24 012	1 830	5 953
	INDONESIA	186	462	259	380
	LEBANON	55	620	0	0
	TURKEY	12	22	83	822
	UNITED ARAB EMIRATES	165	1 615	14	352
	QATAR	0	0	1	302
	BAHRAIN	1	1	0	0
	SOUTH AFRICA	3 688	18 700	36	352
	AUSTRALIA	718	17 964	676	14 881
	COOK ISLANDS	1	43	0	0
	UNITED STATES	3 576	31 324	1 074	24 345
	CANADA	10	364	0	0
	COLOMBIA	14	129	6	58
	TRINIDAD AND TOBAGO	0	0	12	333
	UNITED KINGDOM	259	4 514	508	19 110
	NETHERLANDS	14 722	28 567	127	1 335
	FRANCE	113	2 097	100	3 003
	GERMANY, FED. REP. OF	3 170	41 958	5 151	50 672
	AUSTRIA	16	303	92	5 189
	BELGIUM	76	1 903	8 000	21 112
	SWITZERLAND	587	5 549	108	39 927
	LUXEMBOURG	6	79	0	0
	DENMARK	6	73	2	137
	NORWAY	0	0	4	86
	FINLAND	0	0	43	1 313

http://www.bps.go.id

HS / SITC	COMMODITY DESCRIPTION / COUNTRY OF ORIGIN	JANUARY - DECEMBER 2015		JANUARY - DECEMBER 2016	
		NET WEIGHT (KG)	CIF VALUE (US$)	NET WEIGHT (KG)	CIF VALUE (US$)
	ITALY	16 784	48 425	614	7 734
	SPAIN	149	1 237	30	979
	PORTUGAL	0	0	33	453
	POLAND	435	2 421	438	2 276
	BELARUS	0	0	3	44
	UKRAINE	0	0	17	209
	GEORGIA	0	0	802	792
	CZECH REPUBLIC	54	52	5	76
	RUSSIA FEDERATION	0	0	5	45
	SUB TOTAL	**8 406 930**	**12 312 350**	**9 552 412**	**14 847 850 ***
3926206000	**ARTICLES OF APPAREL USED FOR PROTECTIONFROM CHEMICAL,RADIATION/FIRE;PLASTICS**				
84821	JAPAN	3 644	109 022	3 461	94 266
	HONG KONG	9 206	183 767	11 655	191 391
	KOREA, REPUBLIC OF	8 425	58 185	4 705	57 814
	TAIWAN	321	4 796	664	3 638
	CHINA	50 402	256 416	55 769	141 915
	SINGAPORE	215 335	1 263 538	115 566	1 234 432
	MALAYSIA	101 148	131 392	52	3 811
	VIET NAM	2	4	0	0
	INDIA	65	3 279	0	0
	TURKEY	0	0	14	54
	AUSTRALIA	382	24 400	526	24 419
	UNITED STATES	11 988	140 838	6 127	196 270
	CANADA	1 118	27 042	300	3 426
	MEXICO	111	655	0	0
	UNITED KINGDOM	890	42 780	1 753	100 950
	NETHERLANDS	0	0	111	647
	FRANCE	0	0	1 495	7 086
	GERMANY, FED. REP. OF	141	1 689	1 234	28 805
	AUSTRIA	4	715	143	13 503
	BELGIUM	0	0	118	1 478
	FINLAND	4	9 183	0	0
	ITALY	0	0	29	296
	ICELAND	0	0	955	31 680
	HUNGARY	0	0	1	2
	GEORGIA	0	0	224	11 919
	CZECH REPUBLIC	50	4 746	1	40
	SUB TOTAL	**403 236**	**2 262 447**	**204 903**	**2 147 842 ***
3926209000	**OTH ARTICLES OF APPAREL&CLOTHTINGACCESSORIES;OF PLASTICS**				
84821	JAPAN	139 743	1 868 893	156 268	2 514 658
	HONG KONG	1 460 780	12 320 582	1 293 651	10 114 867
	KOREA, REPUBLIC OF	673 667	5 957 865	433 398	6 172 061
	TAIWAN	93 677	2 118 814	128 651	2 433 696
	CHINA	3 751 093	9 827 688	3 330 785	13 662 786
	THAILAND	23 737	107 082	46 357	406 638
	SINGAPORE	468 498	1 834 908	296 886	3 776 577
	PHILIPPINES	1 499	7 710	2 525	25 668
	MALAYSIA	219 130	552 310	127 485	608 443
	MYANMAR	1 015	6 173	17	1
	CAMBODIA	32 299	126 308	98 899	348 461
	LAO PEOPLE'S DEM. REP.	0	0	1	1
	VIET NAM	334 907	1 436 167	291 708	1 138 091
	INDIA	9 379	40 368	4 413	89 061
	PAKISTAN	2 677	6 567	1 288	24 715
	BANGLADESH	11 734	63 299	860	5 147
	SRI LANKA	14 539	69 733	1	27
	INDONESIA	586	11 490	832	2 994
	ISRAEL	0	0	188	1 479
	TURKEY	188	6 114	290	17 220
	UNITED ARAB EMIRATES	0	0	57	185
	MOROCCO	18	630	4	81
	TUNISIA	13	1 265	0	0
	MAURITIUS	8	317	0	0
	AUSTRALIA	31 998	167 087	43 491	170 325
	NEW ZEALAND	902	12 374	0	0
	UNITED STATES	6 250	174 173	10 258	525 909
	CANADA	3 348	17 513	3 804	39 134
	MEXICO	35	764	357	46 566
	GUATEMALA	107	3 003	36	1 211

http://www.bps.go.id

HS / SITC	COMMODITY DESCRIPTION / COUNTRY OF ORIGIN	JANUARY - DECEMBER 2015		JANUARY - DECEMBER 2016	
		NET WEIGHT (KG)	CIF VALUE (US$)	NET WEIGHT (KG)	CIF VALUE (US$)
	CHILE	0	0	1	7
	BRAZIL	711	4 945	0	0
	PUERTO RICO	0	0	1	1
	COSTA RICA	0	0	1	263
	UNITED KINGDOM	2 768	77 613	2 627	126 368
	NETHERLANDS	10 191	25 661	343	32 031
	FRANCE	787	96 677	361	57 709
	GERMANY, FED. REP. OF	1 970	50 689	7 779	253 212
	AUSTRIA	47	6 050	58	7 891
	BELGIUM	668	16 804	2 286	43 748
	SWITZERLAND	382	5 745	105	873
	DENMARK	7	231	14	1 894
	NORWAY	24	971	32	3 078
	SWEDEN	120	907	6	139
	FINLAND	1 164	51 142	2 873	111 784
	ITALY	13 934	312 691	10 344	247 418
	SPAIN	1 890	267 671	2 003	70 580
	HUNGARY	7 548	235 747	3 840	115 592
	POLAND	105	4 403	1	15
	ROMANIA	0	0	47	1 645
	KYRGYZSTAN	33	89	0	0
	UKRAINE	0	0	58	1 510
	LITHUANIA	0	0	1	11
	LATVIA	140	3 068	689	12 212
	CZECH REPUBLIC	0	0	19	1 573
	SUB TOTAL	**7 324 316**	**37 900 301**	**6 305 999**	**43 215 556 ***
3926300000	**FITTINGS FOR FURNITURE, COACHWORK OR THE LIKE**				
89395	JAPAN	125 657	1 746 579	128 711	2 144 850
	HONG KONG	330 525	1 217 295	194 685	1 051 537
	KOREA, REPUBLIC OF	73 292	546 593	80 566	617 206
	TAIWAN	18 703	175 134	24 860	367 555
	CHINA	1 247 611	1 810 768	1 725 809	2 551 189
	THAILAND	58 977	527 358	265 051	3 106 708
	SINGAPORE	109 433	479 494	106 820	532 366
	PHILIPPINES	3 549	32 104	23 349	242 405
	MALAYSIA	40 517	211 353	33 730	211 458
	VIET NAM	134 944	844 428	250 624	2 209 276
	INDIA	2 141	8 252	1 590	6 706
	SAUDI ARABIA	78	870	0	0
	TURKEY	6	94	48	546
	SOUTH AFRICA	5	88	80	628
	AUSTRALIA	168	3 409	391	3 329
	NEW ZEALAND	28	1 654	0	0
	UNITED STATES	2 974	43 350	653	42 677
	CANADA	6	65	1	20
	MEXICO	13	150	12	283
	BRAZIL	22	529	20	289
	BOLIVIA	2	4	1	2
	UNITED KINGDOM	3 089	36 146	2 767	30 258
	NETHERLANDS	1	4	312	2 459
	FRANCE	1 014	17 724	499	11 824
	GERMANY, FED. REP. OF	15 558	123 651	24 613	196 846
	AUSTRIA	840	6 193	28	3 541
	BELGIUM	328	12 167	182	3 507
	SWITZERLAND	361	6 312	37	567
	DENMARK	1	28	0	0
	SWEDEN	7 166	37 051	53 606	134 803
	IRELAND	9	146	84	3 158
	ITALY	11 969	280 758	4 070	39 790
	SPAIN	82	1 966	306	4 926
	PORTUGAL	13	539	1	12
	HUNGARY	48	1 784	16	682
	POLAND	96	1 717	9 837	198 562
	ROMANIA	40	1 494	3 007	60 437
	UKRAINE	0	0	2	11
	LITHUANIA	6	511	32	689
	ESTONIA	0	0	6	52
	SLOVAKIA	6	113	7	149
	SLOVENIA	247	1 188	158	780
	CZECH REPUBLIC	219	2 298	145	1 378
	SUB TOTAL	**2 189 744**	**8 181 361**	**2 936 716**	**13 783 461 ***

http://www.bps.go.id

HS / SITC	COMMODITY DESCRIPTION / COUNTRY OF ORIGIN	JANUARY - DECEMBER 2015		JANUARY - DECEMBER 2016	
		NET WEIGHT (KG)	CIF VALUE (US$)	NET WEIGHT (KG)	CIF VALUE (US$)
3926400000	**STATUETTES & OTHER ORNAMENTAL ARTICLES**				
89399	JAPAN	560	8 373	414	5 305
	HONG KONG	15 239	103 832	19 886	127 204
	KOREA, REPUBLIC OF	5 230	19 262	3 570	294 583
	TAIWAN	2 293	11 562	6 619	26 784
	CHINA	792 477	2 317 246	1 644 217	2 831 099
	PAPUA NEW GUINEA	0	0	6	476
	THAILAND	1 131	23 458	2 064	27 658
	SINGAPORE	60 812	329 279	138 505	242 306
	MALAYSIA	11 595	36 088	43 823	63 520
	BRUNEI DARUSSALAM	831	636	0	0
	NEPAL	575	5 719	0	0
	VIET NAM	5 382	31 112	4 719	22 702
	INDIA	138	3 586	86	1 777
	IRAN (ISLAMIC REPUBLIC OF)	2	9	0	0
	ISRAEL	32	772	0	0
	KUWAIT	0	0	16	482
	TURKEY	0	0	19	552
	QATAR	0	0	10	578
	AUSTRALIA	52	646	319	4 642
	UNITED STATES	2 278	22 157	702	11 293
	CANADA	3	1 228	2	147
	MEXICO	1 206	1 472	0	0
	BRAZIL	26	962	0	0
	UNITED KINGDOM	115	662	18	862
	NETHERLANDS	2 399	24 723	369	9 715
	FRANCE	54	4 730	0	0
	GERMANY, FED. REP. OF	5 645	67 116	2 198	12 671
	AUSTRIA	1 039	3 279	0	0
	BELGIUM	0	0	302	928
	SWITZERLAND	155	2 849	3	66
	DENMARK	1 425	1 781	33	468
	IRELAND	41	6 666	0	0
	ITALY	552	3 863	79	1 177
	SPAIN	134	1 660	342	3 592
	PORTUGAL	0	0	226	4 595
	HUNGARY	0	0	394	2 619
	POLAND	1 511	3 816	1	189
	SLOVAKIA	543	1 753	0	0
	SUB TOTAL	**913 475**	**3 040 297**	**1 868 942**	**3 697 990 ***
3926901000	**FLOATS FOR FISHING NETS, OF PLASTICS**				
89399	JAPAN	10 204	11 721	17	1 073
	HONG KONG	3 878	179 785	716	8 829
	KOREA, REPUBLIC OF	20 852	113 637	8 749	27 660
	TAIWAN	4 266	7 544	10 508	14 004
	CHINA	56 690	283 325	178 675	302 131
	THAILAND	1 194	24 104	0	0
	SINGAPORE	47 991	139 532	9 598	28 081
	PHILIPPINES	0	0	31	381
	MALAYSIA	96 617	134 524	130 596	105 598
	VIET NAM	10 134	34 706	2 164	7 953
	INDIA	5 653	22 432	107	1 193
	BANGLADESH	3 009	7 953	0	0
	INDONESIA	4 033	10 436	2	13
	AUSTRALIA	0	0	2	147
	UNITED STATES	816	19 213	14 495	335 676
	MEXICO	0	0	8	400
	BRAZIL	896	5 514	7 290	71 683
	UNITED KINGDOM	67	5 762	9	186
	NETHERLANDS	1	870	3	1 131
	FRANCE	235	17 975	160	15 040
	GERMANY, FED. REP. OF	230	90 576	152	45 509
	AUSTRIA	0	0	12	895
	SWITZERLAND	31	7 336	1	99
	NORWAY	29	2 188	1 813	91 449
	SWEDEN	2	128	0	0
	ITALY	44	9 801	7	474
	SPAIN	22	272	33	444
	HUNGARY	0	0	6	2 510
	POLAND	8	209	10	238
	SLOVENIA	0	0	9	40

http://www.bps.go.id

HS / SITC	COMMODITY DESCRIPTION / COUNTRY OF ORIGIN	JANUARY - DECEMBER 2015		JANUARY - DECEMBER 2016	
		NET WEIGHT (KG)	CIF VALUE (US$)	NET WEIGHT (KG)	CIF VALUE (US$)
	CZECH REPUBLIC	15	2 225	60	2 701
	SUB TOTAL	**266 917**	**1 131 768**	**365 233**	**1 065 538 ***
3926902000	**FAN & HANDSCREEN, FRAMES & HANDLES ANDPARTS**				
89399	JAPAN	3 286	109 510	4 180	144 948
	HONG KONG	144	4 078	278	2 491
	KOREA, REPUBLIC OF	578	6 121	1 829	12 009
	TAIWAN	0	0	635	1 990
	CHINA	565 095	1 339 426	803 337	805 599
	THAILAND	1 861	36 314	1 652	32 833
	SINGAPORE	3 120	37 754	4 533	135 990
	PHILIPPINES	0	0	1 147	10 081
	MALAYSIA	1 743	2 005	16	305
	VIET NAM	76	519	481	4 364
	INDIA	266	6 109	265	5 599
	INDONESIA	160	3 574	137	3 342
	AUSTRALIA	47	4 822	6	54
	NEW ZEALAND	0	0	50	2 605
	UNITED STATES	6 574	76 126	777	48 629
	CANADA	0	0	12	346
	UNITED KINGDOM	78	3 124	162	1 564
	FRANCE	0	0	77	737
	GERMANY, FED. REP. OF	279	14 506	460	9 887
	AUSTRIA	0	0	2	119
	SWITZERLAND	1	183	1	294
	FINLAND	0	0	10	405
	ITALY	2	17	486	5 513
	SPAIN	286	11 404	0	0
	ROMANIA	0	0	1	1
	UKRAINE	1	3	0	0
	CZECH REPUBLIC	90	5 631	4	32
	SERBIA	0	0	3	49
	SUB TOTAL	**583 687**	**1 661 226**	**820 541**	**1 229 786 ***
3926903200	**PLASTIC MOULDS WITH DENTURE IMPRINTS**				
89399	JAPAN	1	2	0	0
	HONG KONG	61	1 599	237	9 458
	TAIWAN	0	0	103	2 974
	CHINA	6 911	16 155	1 956	42 712
	SINGAPORE	639	11 812	12	1 767
	MALAYSIA	0	0	708	1 175
	INDIA	2	299	0	0
	SWAZILAND	0	0	4	234
	AUSTRALIA	2	575	19	7 888
	UNITED STATES	0	0	120	4 262
	NETHERLANDS	0	0	4	960
	FRANCE	0	0	444	20 292
	GERMANY, FED. REP. OF	0	0	30	2 389
	SWITZERLAND	0	0	9	1 665
	SUB TOTAL	**7 616**	**30 442**	**3 646**	**95 776 ***
3926903900	**OTH HYGIENIC,MEDICAL & SURGICAL ARTICLES; OF PLASTICS**				
89399	JAPAN	2 389 339	11 145 112	3 192 677	14 280 775
	HONG KONG	69 311	1 460 296	85 948	1 885 526
	KOREA, REPUBLIC OF	24 218	549 344	18 472	422 404
	TAIWAN	57 966	209 474	52 962	224 999
	CHINA	1 243 504	4 313 553	852 731	3 475 151
	THAILAND	146 021	1 549 120	177 978	2 569 568
	SINGAPORE	2 666 683	22 009 304	1 027 406	10 503 080
	PHILIPPINES	209	3 128	6 568	41 684
	MALAYSIA	8 485	24 957	24 242	112 620
	MYANMAR	0	0	591	14 856
	NEPAL	304	1 169	0	0
	VIET NAM	13 736	106 016	10 213	72 414
	INDIA	6 690	84 636	70	4 009
	PAKISTAN	155	361	0	0
	BANGLADESH	4 306	73 055	7 004	94 426
	INDONESIA	185	39 574	0	0
	ISRAEL	0	0	152	1 008
	TURKEY	13	91	50	2 029

http://www.bps.go.id

HS / SITC	COMMODITY DESCRIPTION / COUNTRY OF ORIGIN	JANUARY - DECEMBER 2015		JANUARY - DECEMBER 2016	
		NET WEIGHT (KG)	CIF VALUE (US$)	NET WEIGHT (KG)	CIF VALUE (US$)
	LIBYAN ARAB JAMAHIRIYA	14	887	0	0
	KENYA	0	0	1 453	3 955
	GAMBIA	0	0	1	31
	AUSTRALIA	419	19 198	2 900	53 003
	UNITED STATES	65 163	756 555	18 756	239 470
	CANADA	73	2 346	360	3 523
	MEXICO	13 965	284 336	5 366	137 577
	BRAZIL	47	4 624	302	9 955
	UNITED KINGDOM	39 566	229 219	33 337	114 382
	NETHERLANDS	2 559	56 298	1 412	35 557
	FRANCE	19 393	285 778	27 920	287 514
	GERMANY, FED. REP. OF	3 770	129 275	7 640	219 598
	AUSTRIA	64	35 646	10	1 414
	BELGIUM	4 152	34 310	4 580	55 454
	SWITZERLAND	182	8 094	1 316	20 549
	DENMARK	649	64 715	852	47 828
	NORWAY	53	2 062	0	0
	SWEDEN	79	4 100	5	177
	FINLAND	29	465	0	0
	IRELAND	0	0	4	1 214
	ITALY	230 553	7 198 415	257 158	8 079 649
	SPAIN	929	15 101	164	2 095
	PORTUGAL	422	26 073	806	41 028
	HUNGARY	2	8	20	3 261
	POLAND	1	1	7	396
	BULGARIA	420	5 158	0	0
	SLOVAKIA	1 588	100 836	417	38 083
	CZECH REPUBLIC	18	561	9 097	4 013
	SUB TOTAL	**7 015 235**	**50 833 251**	**5 830 947**	**43 104 275 ***
3926904100	**POLICE SHIELDS, OF PLASTICS**				
89399	KOREA, REPUBLIC OF	222	70 000	0	0
	CHINA	1 680	557 172	1 022	3 469
	SINGAPORE	85	7 500	0	0
	MALAYSIA	5	785	0	0
	KENYA	0	0	1	267
	UNITED STATES	9	480	0	0
	UNITED KINGDOM	3 665	400 029	0	0
	SUB TOTAL	**5 666**	**1 035 966**	**1 023**	**3 736 ***
3926904200	**PROTECTIVE MASK FOR USE IN WELDING &SIMILAR WORKS**				
89399	JAPAN	1 625	16 201	7 263	88 687
	HONG KONG	17 037	16 688	6	166
	KOREA, REPUBLIC OF	1 773	17 075	5 092	80 250
	TAIWAN	8 926	23 977	19 066	44 425
	CHINA	218 563	507 927	208 837	525 750
	THAILAND	12	165	24	151
	SINGAPORE	207 894	848 668	271 959	490 775
	MALAYSIA	28 848	126 752	30 567	94 382
	VIET NAM	2 583	3 393	0	0
	INDIA	62	3 876	0	0
	QATAR	0	0	460	4 070
	SWAZILAND	1	94	0	0
	AUSTRALIA	1 670	30 653	6 323	85 817
	UNITED STATES	6 834	88 618	689	30 470
	CANADA	47	2 556	0	0
	MEXICO	1	43	0	0
	UNITED KINGDOM	967	25 082	69	1 440
	NETHERLANDS	1	36	8	149
	FRANCE	33	112	1	31
	GERMANY, FED. REP. OF	50	629	560	19 027
	BELGIUM	212	2 870	739	6 297
	SWITZERLAND	28	392	1 535	14 302
	DENMARK	0	0	1	30
	NORWAY	84	3 440	0	0
	ITALY	3	217	29	869
	HUNGARY	0	0	1	4
	SUB TOTAL	**497 254**	**1 719 464**	**553 229**	**1 487 092 ***

http://www.bps.go.id

HS / SITC	COMMODITY DESCRIPTION / COUNTRY OF ORIGIN	JANUARY - DECEMBER 2015		JANUARY - DECEMBER 2016	
		NET WEIGHT (KG)	CIF VALUE (US$)	NET WEIGHT (KG)	CIF VALUE (US$)
3926904400	**LIFE SAVING CUSHIONS FOR THE PROTECTIONOF PERSONS FALLING FROM HEGHT**				
89399	JAPAN	0	0	57	1 261
	KOREA, REPUBLIC OF	79	15 496	5	156
	TAIWAN	0	0	9	88
	CHINA	0	0	6 043	37 184
	THAILAND	0	0	246	6 019
	SINGAPORE	14 623	56 738	9 501	27 404
	MALAYSIA	48	3 998	268	100 541
	INDIA	7	204	0	0
	UNITED ARAB EMIRATES	9	3 175	0	0
	LIBYAN ARAB JAMAHIRIYA	7	1 051	0	0
	AUSTRALIA	0	0	4	198
	UNITED STATES	142	12 863	351	109 575
	CANADA	0	0	93	9 709
	NETHERLANDS	0	0	44	3 121
	GERMANY, FED. REP. OF	17	926	576	53 503
	AUSTRIA	10	1 080	0	0
	BELGIUM	51	695	0	0
	SWITZERLAND	0	0	57	575
	FINLAND	0	0	7	411
	ITALY	24	368	7	715
	POLAND	0	0	1	10
	CROATIA	18	1 856	0	0
	SUB TOTAL	**15 035**	**98 450**	**17 269**	**350 470 ***
3926904900	**OTHER SAFETY AND PROTECTIVE DEVICES**				
89399	JAPAN	25 295	775 779	60 276	1 798 329
	HONG KONG	383	23 155	5 731	47 853
	KOREA, REPUBLIC OF	7 784	40 164	1 582	14 042
	TAIWAN	253 058	407 595	368 318	642 341
	CHINA	1 706 564	2 819 103	1 822 207	2 562 773
	THAILAND	4 568	155 605	2 732	106 702
	SINGAPORE	56 678	934 729	524 094	544 569
	PHILIPPINES	9 400	20 793	1	51
	MALAYSIA	308 302	459 777	350 495	685 065
	MYANMAR	75	420	0	0
	BRUNEI DARUSSALAM	612	7 738	3	904
	VIET NAM	41 999	374 239	7 593	69 132
	INDIA	1 304	4 725	260	8 342
	SRI LANKA	19	1 457	0	0
	INDONESIA	257	11 049	1 363	162 460
	IRAQ	0	0	4	1 738
	SAUDI ARABIA	0	0	23	15 898
	KUWAIT	0	0	6	1 236
	UNITED ARAB EMIRATES	63	24 003	93	23 512
	ANGOLA	2	772	0	0
	AUSTRALIA	17 430	373 465	9 434	240 476
	NEW ZEALAND	8	356	4	125
	UNITED STATES	76 281	6 433 340	56 148	1 777 677
	CANADA	610	52 134	4 708	175 414
	MEXICO	133	6 578	225	7 951
	BRAZIL	175	1 735	4	75
	COLOMBIA	0	0	2	468
	UNITED KINGDOM	5 569	604 617	877	149 648
	NETHERLANDS	4 447	74 382	194	36 365
	FRANCE	57	48 275	187	38 721
	GERMANY, FED. REP. OF	1 421	46 171	4 214	113 829
	AUSTRIA	2 478	5 889	0	0
	BELGIUM	0	0	116	1 188
	SWITZERLAND	2	38	62	37 681
	DENMARK	0	0	1	149
	NORWAY	8	208	1	105
	SWEDEN	2 342	65 268	540	20 828
	FINLAND	0	0	136	6 335
	IRELAND	17	9 239	0	0
	ITALY	1 111	40 648	1 665	12 500
	SPAIN	6	16	74	441
	HUNGARY	1	19	3	298
	POLAND	41	58	0	0
	ROMANIA	8	879	0	0
	LITHUANIA	1	5	7	10 733
	ESTONIA	0	0	1	122

http://www.bps.go.id

HS / SITC	COMMODITY DESCRIPTION / COUNTRY OF ORIGIN	JANUARY - DECEMBER 2015		JANUARY - DECEMBER 2016	
		NET WEIGHT (KG)	CIF VALUE (US$)	NET WEIGHT (KG)	CIF VALUE (US$)
	SLOVAKIA	25	147	118	746
	CZECH REPUBLIC	3	42	0	0
	RUSSIA FEDERATION	3	821	24	2 645
	SUB TOTAL	**2 528 540**	**13 825 433**	**3 223 526**	**9 319 467** *
3926905300	**TRANSMISSION OR CONVEYOR BELTS OR BELTIN**				
89399	JAPAN	7 758	372 654	8 222	527 104
	HONG KONG	5 397	39 553	1 212	13 587
	KOREA, REPUBLIC OF	18 993	628 829	12 040	232 111
	TAIWAN	48 262	141 693	85 107	195 087
	CHINA	394 309	1 425 035	313 263	1 922 294
	THAILAND	166	26 859	984	53 712
	SINGAPORE	17 806	86 552	30 766	165 949
	MALAYSIA	3 173	10 102	962	10 936
	INDIA	5 190	60 950	3 132	45 419
	TURKEY	0	0	1 311	8 638
	UNITED ARAB EMIRATES	42	1 110	0	0
	AUSTRALIA	129	12 334	33	1 637
	NEW ZEALAND	0	0	1 131	17 386
	UNITED STATES	9 968	359 150	617	54 394
	CANADA	0	0	12	5 733
	UNITED KINGDOM	270	15 603	219	20 752
	NETHERLANDS	5	624	635	38 824
	FRANCE	87	7 821	1 168	41 820
	GERMANY, FED. REP. OF	21 557	433 495	41 201	592 426
	AUSTRIA	92	4 485	42	4 217
	BELGIUM	40	2 077	0	0
	SWITZERLAND	372	31 691	497	33 873
	DENMARK	5 369	13 786	323	6 639
	SWEDEN	0	0	2	377
	FINLAND	324	116 622	113	25 000
	IRELAND	0	0	176	139
	ITALY	5 397	112 023	16 322	575 211
	SPAIN	17	3 776	598	16 923
	SUB TOTAL	**544 723**	**3 906 824**	**520 088**	**4 610 188** *
3926905500	**PLASTIC J-HOOKS OR BUNCH BLOCKS FORDETONATORS**				
89399	JAPAN	3 340	77 529	9 447	158 021
	HONG KONG	34 694	131 016	7 465	28 461
	KOREA, REPUBLIC OF	6 993	101 786	4 554	34 818
	TAIWAN	38	558	392	3 853
	CHINA	18 859	69 286	17 012	105 578
	THAILAND	929	11 499	7	167
	SINGAPORE	781	6 310	892	6 682
	MALAYSIA	4 271	117 384	864	24 650
	VIET NAM	0	0	1	20
	SRI LANKA	2	85	0	0
	UNITED ARAB EMIRATES	0	0	171	1 232
	AUSTRALIA	897	21 058	166	3 920
	UNITED STATES	29	3 510	11	1 316
	UNITED KINGDOM	0	0	3	150
	FRANCE	9	168	0	0
	ITALY	1	2 733	0	0
	CZECH REPUBLIC	0	0	15	340
	SUB TOTAL	**70 843**	**542 922**	**41 000**	**369 208** *
3926905900	**OTHER INDUSTRIAL ARTICLES, OF PLASTICS**				
89399	JAPAN	2 364 360	45 374 811	1 913 082	41 676 201
	HONG KONG	227 174	2 169 404	177 518	1 666 299
	KOREA, REPUBLIC OF	528 886	3 386 643	812 213	3 847 095
	TAIWAN	419 344	2 211 656	257 254	1 651 029
	CHINA	1 918 502	8 821 273	1 812 209	15 530 918
	THAILAND	954 160	10 313 918	1 011 132	8 463 377
	SINGAPORE	2 049 423	24 614 044	2 987 936	35 627 865
	PHILIPPINES	115 751	1 564 124	78 264	1 153 212
	MALAYSIA	1 385 638	4 690 667	1 802 626	5 040 452
	MYANMAR	0	0	10	463
	VIET NAM	179 688	3 144 842	132 753	1 849 509
	INDIA	20 800	624 439	15 826	627 472
	PAKISTAN	0	0	4	48

http://www.bps.go.id

HS / SITC	COMMODITY DESCRIPTION / COUNTRY OF ORIGIN	JANUARY - DECEMBER 2015		JANUARY - DECEMBER 2016	
		NET WEIGHT (KG)	CIF VALUE (US$)	NET WEIGHT (KG)	CIF VALUE (US$)
	BANGLADESH	50 960	131 712	0	0
	INDONESIA	3 105	109 461	4 487	97 483
	IRAN (ISLAMIC REPUBLIC OF)	0	0	29	2 815
	TURKEY	519	13 870	1 197	17 537
	UNITED ARAB EMIRATES	118	8 737	13	5 895
	QATAR	3	785	0	0
	MOROCCO	9	998	25	1 016
	SUDAN	0	0	65	75
	ANGOLA	2	1 037	0	0
	AUSTRALIA	17 232	404 419	73 255	2 686 610
	NEW ZEALAND	1 887	14 376	3 358	29 114
	UNITED STATES	245 421	6 005 473	192 479	4 571 012
	CANADA	1 376	30 955	14 325	47 996
	MEXICO	611	19 262	28	2 995
	ARGENTINA	0	0	66	2 811
	BRAZIL	246	68 998	445	6 809
	JAMAICA	0	0	1	17
	COSTA RICA	26	756	111	4 156
	UNITED KINGDOM	2 289	96 147	2 287	19 923
	NETHERLANDS	92 525	315 808	405 118	1 082 918
	FRANCE	4 143	308 533	7 270	436 859
	GERMANY, FED. REP. OF	27 363	1 413 848	15 451	700 744
	AUSTRIA	1 355	44 557	2 302	76 230
	BELGIUM	8 699	424 409	4 502	69 864
	SWITZERLAND	1 091	38 507	1 723	109 655
	DENMARK	3 010	20 182	67	8 073
	NORWAY	156	2 090	8	163
	SWEDEN	538	44 371	1 042	14 675
	FINLAND	455	35 733	758	66 716
	ITALY	5 501	92 959	3 890	66 034
	SPAIN	170 920	474 218	211 475	560 908
	PORTUGAL	294	13 755	104	9 399
	HUNGARY	1 076	27 511	493	3 372
	POLAND	64	1 917	1 411	29 003
	ROMANIA	0	0	216	4 217
	KYRGYZSTAN	9	1 155	0	0
	LATVIA	0	0	3	146
	ESTONIA	0	0	95	9 708
	GEORGIA	142	6 904	0	0
	CROATIA	0	0	6	218
	MALTA	62	7 748	1	55
	SLOVAKIA	1 406	30 297	49	959
	SLOVENIA	0	0	40	349
	CZECH REPUBLIC	4 412	170 984	7 540	266 897
	RUSSIA FEDERATION	14	1 719	220	2 037
	SUB TOTAL	**10 810 765**	**117 300 012**	**11 956 782**	**128 149 403 ***
3926906000	**POUTRY FEEDERS**				
89399	JAPAN	5	182	15	833
	HONG KONG	0	0	34	837
	TAIWAN	2 666	7 112	4 028	8 907
	CHINA	374 347	203 484	38 721	33 186
	THAILAND	0	0	938	6 910
	SINGAPORE	6	3 445	3 135	2 203
	MALAYSIA	7 092	17 680	4 460	11 716
	INDIA	10 246	36 217	0	0
	AUSTRALIA	20	1 284	16	1 526
	UNITED STATES	80	16 051	204	12 183
	GERMANY, FED. REP. OF	3	27	1	18
	ITALY	0	0	4 670	13 007
	CZECH REPUBLIC	0	0	177	429
	SUB TOTAL	**394 465**	**285 482**	**56 399**	**91 755 ***
3926907000	**PADDING FOR ARTICLES OF APPAREL ORCLOTHING ACCESSORIES**				
89399	JAPAN	10 519	204 205	11 536	294 849
	HONG KONG	626 699	3 219 684	469 549	3 543 889
	KOREA, REPUBLIC OF	223 588	1 126 845	141 655	1 410 124
	TAIWAN	10 702	118 654	3 461	97 007
	CHINA	97 501	720 744	70 557	517 904
	THAILAND	2 434	43 754	5 055	24 175
	SINGAPORE	22 502	11 517	28 824	19 379

http://www.bps.go.id

HS / SITC	COMMODITY DESCRIPTION / COUNTRY OF ORIGIN	JANUARY - DECEMBER 2015		JANUARY - DECEMBER 2016	
		NET WEIGHT (KG)	CIF VALUE (US$)	NET WEIGHT (KG)	CIF VALUE (US$)
	MALAYSIA	7 866	34 372	6 073	15 927
	MYANMAR	3 475	7 645	88 871	205 201
	CAMBODIA	2 171	10 471	813	2 958
	VIET NAM	101 059	374 781	96 873	294 861
	INDIA	24 783	100 752	3 850	51 005
	PAKISTAN	67	1 455	0	0
	BANGLADESH	3 359	15 424	0	0
	SRI LANKA	0	0	6	172
	TURKEY	2 525	21 082	0	0
	AUSTRALIA	0	0	395	3 660
	NEW ZEALAND	2	46	0	0
	UNITED STATES	1 149 578	3 277 721	1 082 968	3 021 375
	CANADA	358	121	40	746
	HONDURAS	1 195	15 833	0	0
	UNITED KINGDOM	211	113	26	204
	FRANCE	266	121	0	0
	GERMANY, FED. REP. OF	20	1 859	0	0
	BELGIUM	15	713	0	0
	SWITZERLAND	0	0	2	659
	SWEDEN	0	0	1	22
	ITALY	897	1 500	0	0
	PORTUGAL	0	0	2	34
	SUB TOTAL	**2 291 792**	**9 309 412**	**2 010 557**	**9 504 151 ***
3926908100	**SHOE LASTS**				
89399	JAPAN	85	548	0	0
	HONG KONG	114 447	1 606 986	60 100	1 133 907
	KOREA, REPUBLIC OF	203 369	2 223 825	161 862	1 909 698
	TAIWAN	73 734	1 475 996	130 190	1 581 062
	CHINA	120 112	1 853 820	103 618	1 285 886
	MACAU	34	211	4	8
	THAILAND	0	0	3	27
	SINGAPORE	0	0	2	79
	MALAYSIA	3	155	0	0
	VIET NAM	70 639	928 418	43 590	853 866
	PAKISTAN	5	70	0	0
	UNITED STATES	34 768	1 645 751	36 497	956 849
	DOMINICAN REPUBLIC	2 798	56 601	0	0
	GERMANY, FED. REP. OF	0	0	6	221
	SWITZERLAND	0	0	1 044	92 004
	ITALY	0	0	827	8 666
	SUB TOTAL	**619 994**	**9 792 381**	**537 743**	**7 822 273 ***
3926908200	**PRAYER BEADS**				
89399	HONG KONG	71	2 730	33	2 582
	KOREA, REPUBLIC OF	2	6	0	0
	CHINA	16 404	12 071	57 407	54 939
	INDIA	0	0	7	4 231
	AUSTRALIA	0	0	335	3 224
	UNITED STATES	2	57	0	0
	ITALY	0	0	22	2 441
	SUB TOTAL	**16 479**	**14 864**	**57 804**	**67 417 ***
3926908900	**CARDS FOR JEWELLERY/SMALL OBJECTS OFPERSONAL ADORNMENT**				
89399	JAPAN	7 185	119 794	2 606	135 902
	HONG KONG	181 567	3 389 466	216 949	3 799 699
	KOREA, REPUBLIC OF	83 049	1 096 153	39 348	626 819
	TAIWAN	55 327	259 491	30 521	237 061
	CHINA	1 332 732	2 222 639	1 913 401	2 028 484
	THAILAND	2 116	71 596	45 447	79 979
	SINGAPORE	632 917	5 572 547	187 439	353 966
	PHILIPPINES	66	1 244	0	0
	MALAYSIA	140 901	1 758 839	48 780	49 436
	CAMBODIA	6 491	27 840	0	0
	BRUNEI DARUSSALAM	0	0	45	12 863
	VIET NAM	37 231	202 937	29 223	164 704
	INDIA	6 060	16 005	2 674	6 025
	BANGLADESH	186	1 767	0	0
	QATAR	0	0	499	4 403
	AUSTRALIA	144	2 736	90	1 241

http://www.bps.go.id

HS / SITC	COMMODITY DESCRIPTION / COUNTRY OF ORIGIN	JANUARY - DECEMBER 2015		JANUARY - DECEMBER 2016	
		NET WEIGHT (KG)	CIF VALUE (US$)	NET WEIGHT (KG)	CIF VALUE (US$)
	UNITED STATES	2 016	85 740	119	2 527
	CANADA	112	2 155	0	0
	VIRGIN ISLANDS (BRITISH)	1 666	15 010	0	0
	UNITED KINGDOM	158	2 494	666	5 495
	NETHERLANDS	56	281	50	497
	FRANCE	1 915	67 175	0	0
	GERMANY, FED. REP. OF	149	5 044	331	12 144
	BELGIUM	115	32 900	0	0
	SWITZERLAND	23	9 328	0	0
	ITALY	1 326	8 885	3	6
	POLAND	403	2 977	0	0
	BULGARIA	0	0	1	139
	LITHUANIA	0	0	185	42 865
	SLOVAKIA	2 568	49 789	0	0
	CZECH REPUBLIC	11 690	319 976	0	0
	SUB TOTAL	**2 508 169**	**15 344 808**	**2 518 377**	**7 564 255 ***
3926909100	**OTHER ARTICLES OF PLASTICS & OTHERMATERIAL OF KIND USED FOR GRAIN STORAGE**				
89399	JAPAN	20 824	221 638	10 283	113 943
	HONG KONG	283 459	3 573 541	241 374	3 820 992
	KOREA, REPUBLIC OF	303 652	1 451 731	191 121	1 697 064
	TAIWAN	13 858	55 033	312	3 007
	CHINA	106 539	581 751	56 398	340 930
	THAILAND	5 530	10 181	4 108	10 101
	SINGAPORE	3 148	62 349	6 892	23 299
	PHILIPPINES	0	0	5 120	128 486
	MALAYSIA	110 203	372 879	43 880	124 666
	CAMBODIA	12 249	54 890	4 888	20 318
	BRUNEI DARUSSALAM	794	608	0	0
	VIET NAM	24 435	111 425	11 349	132 085
	INDIA	55 356	211 192	0	0
	BANGLADESH	7 891	21 852	0	0
	SRI LANKA	0	0	903	23 031
	UNITED ARAB EMIRATES	2	18	0	0
	AUSTRALIA	496	34 765	16	292
	UNITED STATES	1 023	23 965	152	5 294
	FRANCE	0	0	19	2 169
	GERMANY, FED. REP. OF	72	2 969	91	14 745
	AUSTRIA	0	0	11	289
	BELGIUM	5	217	0	0
	SWITZERLAND	0	0	1	2
	ITALY	918	5 054	0	0
	SLOVAKIA	0	0	51	905
	CZECH REPUBLIC	26	1 283	0	0
	SUB TOTAL	**950 480**	**6 797 341**	**576 969**	**6 461 618 ***
3926909200	**EMPTY CAPSULES OF A KIND SUITABLE FORPHARMACEUTICAL USE**				
89399	JAPAN	324	9 654	70	4 560
	HONG KONG	12 950	78 628	1 864	37 768
	KOREA, REPUBLIC OF	687	5 272	396	5 741
	TAIWAN	193	2 159	2 864	19 122
	CHINA	49 424	219 467	23 874	113 355
	THAILAND	149	14 079	26	416
	SINGAPORE	126	6 153	108	7 936
	PHILIPPINES	1 652	14 240	0	0
	MALAYSIA	0	0	17	2 299
	VIET NAM	429	1 936	34	245
	INDIA	124	9 080	101	265
	TURKEY	0	0	195	1 260
	AUSTRALIA	247	1 730	69	3 650
	UNITED STATES	464	31 234	1 416	43 757
	MEXICO	0	0	248	11 333
	UNITED KINGDOM	233	2 281	21	3 439
	NETHERLANDS	1 291	6 498	19	5 145
	FRANCE	1 075	43 295	4 472	123 147
	GERMANY, FED. REP. OF	404	21 673	667	44 360
	AUSTRIA	0	0	135	3 446
	BELGIUM	1 480	85 041	286	12 430
	SWITZERLAND	4	1 321	2 337	52 703
	DENMARK	0	0	2	574
	SWEDEN	24	7 000	22	244

http://www.bps.go.id

HS / SITC	COMMODITY DESCRIPTION / COUNTRY OF ORIGIN	JANUARY - DECEMBER 2015		JANUARY - DECEMBER 2016	
		NET WEIGHT (KG)	CIF VALUE (US$)	NET WEIGHT (KG)	CIF VALUE (US$)
	ITALY	0	0	23	1 942
	POLAND	7	87	0	0
	SLOVAKIA	73	2 142	0	0
	RUSSIA FEDERATION	0	0	16	159
	SUB TOTAL	**71 360**	**562 970**	**39 282**	**499 296 ***
3926909900	**OTHER ARTICLES OF PLASTICS AND OTHERMATERIAL**				
89399	JAPAN	1 327 013	14 028 072	1 721 541	18 654 327
	HONG KONG	1 264 509	9 845 528	1 268 750	10 125 965
	KOREA, REPUBLIC OF	699 649	4 707 911	717 016	4 465 726
	TAIWAN	1 954 959	5 917 733	2 173 200	6 808 930
	CHINA	20 819 179	40 677 955	33 213 697	55 621 470
	MACAU	25	1 907	0	0
	THAILAND	904 553	6 910 784	1 509 885	11 294 132
	SINGAPORE	2 617 017	23 906 231	2 833 970	24 736 796
	PHILIPPINES	59 340	695 937	380 720	1 473 386
	MALAYSIA	1 523 878	7 814 100	1 578 676	10 258 957
	MYANMAR	920	8 199	47 384	366 485
	CAMBODIA	17 625	64 949	17 411	61 557
	BRUNEI DARUSSALAM	10 509	74 466	54	5 169
	VIET NAM	772 940	8 664 538	1 059 491	10 669 919
	MALDIVES	0	0	2	614
	INDIA	315 879	927 073	559 635	1 145 474
	PAKISTAN	690	2 679	75	694
	BANGLADESH	351	10 168	21 567	84 898
	SRI LANKA	267	2 579	2 409	22 847
	INDONESIA	5 531	67 360	9 776	99 678
	IRAQ	14	6 139	0	0
	IRAN (ISLAMIC REPUBLIC OF)	102	3 589	37	220
	SAUDI ARABIA	151 488	216 256	4 320	55 707
	ISRAEL	150	2 862	487	6 996
	TURKEY	9 353	123 051	6 918	55 429
	UNITED ARAB EMIRATES	4 835	90 915	15 445	157 247
	QATAR	685	5 691	83	604
	EGYPT	3 014	27 087	2	627
	LIBYAN ARAB JAMAHIRIYA	25	7 835	22	4 092
	MOROCCO	203	9 639	6	115
	TUNISIA	2 962	57 714	4 878	102 222
	TANZANIA, UNITED REP. OF	4	1 144	0	0
	SOMALIA	1	7	0	0
	KENYA	21	8 705	0	0
	ANGOLA	0	0	10	3 024
	CONGO	0	0	2	423
	CAMEROON	290	482	0	0
	NIGERIA	0	0	176	1 268
	GABON	0	0	1	43
	SEYCHELLES	263	34 839	0	0
	UGANDA	0	0	1	103
	SAINT HELENA	29	1 040	12	474
	SAO TOME AND PRINCIPE	5	598	0	0
	SWAZILAND	0	0	25	178
	SOUTH AFRICA	16	180	116	1 207
	MAURITIUS	357	17 226	49	1 984
	SOUTH SUDAN	47	2 447	0	0
	AUSTRALIA	21 564	618 077	86 787	664 222
	NEW ZEALAND	11 595	73 132	14 605	97 940
	AMERICAN SAMOA	1 043	2 261	236	134
	UNITED STATES	916 599	12 315 434	752 317	14 703 794
	CANADA	4 439	93 635	32 917	259 341
	MEXICO	36 645	856 351	50 929	2 092 223
	GUATEMALA	0	0	21	331
	PANAMA	0	0	12	673
	VENEZUELA	0	0	6	460
	ARGENTINA	8 247	171 705	107	2 679
	BRAZIL	4 645	68 546	6 930	136 611
	COLOMBIA	33	6 151	3	36
	BOLIVIA	6	33	3	85
	TRINIDAD AND TOBAGO	8	1 366	194	14 309
	DOMINICAN REPUBLIC	2	10	0	0
	COSTA RICA	294	8 862	2 176	43 447
	UNITED KINGDOM	85 646	1 468 739	56 014	838 060
	NETHERLANDS	15 483	161 906	108 771	814 592

http://www.bps.go.id

HS / SITC	COMMODITY DESCRIPTION / COUNTRY OF ORIGIN	JANUARY - DECEMBER 2015		JANUARY - DECEMBER 2016	
		NET WEIGHT (KG)	CIF VALUE (US$)	NET WEIGHT (KG)	CIF VALUE (US$)
	FRANCE	74 350	1 496 195	114 478	1 842 904
	GERMANY, FED. REP. OF	239 666	4 186 681	241 710	3 951 794
	AUSTRIA	12 645	166 758	8 206	161 818
	BELGIUM	40 046	218 984	29 844	309 735
	SWITZERLAND	7 933	423 002	33 979	622 234
	LUXEMBOURG	17	369	59	22 882
	DENMARK	17 980	213 198	6 808	229 215
	NORWAY	410	45 216	203	3 148
	SWEDEN	16 555	287 482	8 307	206 834
	FINLAND	10 347	478 277	10 955	414 185
	IRELAND	2 244	40 306	2 537	54 036
	ITALY	110 701	1 336 568	291 164	2 899 583
	SPAIN	19 573	125 955	21 167	301 895
	PORTUGAL	520	6 808	1 026	7 126
	GREECE	6 067	22 822	313	4 006
	ANDORRA	1	1	0	0
	HUNGARY	1 028	18 207	828	17 430
	POLAND	42 974	431 703	27 145	236 510
	ROMANIA	4 964	82 313	2 572	49 102
	BULGARIA	1 270	3 902	68	3 164
	BELARUS	0	0	7	37
	UKRAINE	1 786	29 819	1 012	10 073
	LITHUANIA	1 195	5 076	116	794
	LATVIA	424	3 508	657	8 931
	ESTONIA	69	7 246	176	12 323
	CROATIA	1 087	17 652	1 205	27 057
	BOSNIA AND HERZEGOVINA	18	678	0	0
	MALTA	1	13	6	712
	SLOVAKIA	221	8 119	901	26 761
	SLOVENIA	30	920	81	4 635
	CZECH REPUBLIC	5 397	215 362	5 776	159 460
	RUSSIA FEDERATION	1	252	32	858
	SERBIA	6	129	22	208
	SUB TOTAL	**34 194 473**	**150 665 344**	**49 071 237**	**187 547 374 ***
4001101100	**CENTRIFUGE CONCENTRAT,CONTAINING AMMONIA >= 0.5%;NATURAL RUBBER LATEX**				
23110	HONG KONG	0	0	57	1 443
	THAILAND	7 661 600	8 538 418	6 629 800	6 642 850
	MALAYSIA	13 564 900	16 417 961	13 407 000	14 776 256
	VIET NAM	5 379 993	5 433 584	4 317 500	4 033 140
	SUB TOTAL	**26 606 493**	**30 389 963**	**24 354 357**	**25 453 689 ***
4001101900	**NATURAL RUBBER LATEX,CONTAINING AMMONIA>= 0.5%;IN OTHER FORMS**				
23110	JAPAN	1	94	0	0
	KOREA, REPUBLIC OF	2 820	31 820	1 609	9 777
	CHINA	725	2 517	0	0
	SINGAPORE	375	348	23	269
	MALAYSIA	285	1 013	0	0
	INDONESIA	100	323	0	0
	COTE D'IVOIRE	3	81	0	0
	SUB TOTAL	**4 309**	**36 196**	**1 632**	**10 046 ***
4001102900	**NATURAL RUBBER LATEX,CONTAINING AMMONIA< 0.5%;IN OTHER FORMS**				
23110	JAPAN	65	812	70	1 090
	HONG KONG	25	2 829	0	0
	CHINA	19	151	0	0
	MALAYSIA	33 319	87 485	48 304	203 739
	VIET NAM	0	0	19	91
	UNITED STATES	13	5 002	1	33
	UNITED KINGDOM	0	0	5	174
	SUB TOTAL	**33 441**	**96 279**	**48 399**	**205 127 ***
4001211000	**NATURAL RUBBER IN SMOKED SHEETS, RSSGRADE 1**				
23121	INDONESIA	20 340	32 694	18 306	34 808
	SUB TOTAL	**20 340**	**32 694**	**18 306**	**34 808 ***
4001213000	**NATURAL RUBBER IN SMOKED SHEETS, RSSGRADE 3**				
23121	KOREA, REPUBLIC OF	4 885	25 203	479	2 597

http://www.bps.go.id

HS / SITC	COMMODITY DESCRIPTION / COUNTRY OF ORIGIN	JANUARY - DECEMBER 2015		JANUARY - DECEMBER 2016	
		NET WEIGHT (KG)	CIF VALUE (US$)	NET WEIGHT (KG)	CIF VALUE (US$)
	THAILAND	3 093	9 133	40 080	78 502
	MALAYSIA	0	0	6 300	12 852
	VIET NAM	245 999	214 922	80 000	106 900
	CAMEROON	0	0	20	23 300
	SUB TOTAL	**253 977**	**249 258**	**126 879**	**224 151 ***
4001219000	**NATURAL RUBBER IN OTHER FORMS**				
23121	JAPAN	157	7 468	23	1 772
	KOREA, REPUBLIC OF	500	2 398	0	0
	TAIWAN	38	3 278	0	0
	THAILAND	10 024	25 642	261 400	610 366
	MALAYSIA	52 502	71 375	35 000	42 323
	INDIA	0	0	4	676
	SWITZERLAND	9	3 972	0	0
	SUB TOTAL	**63 230**	**114 133**	**296 427**	**655 137 ***
4001221000	**TECHNICALLY SPECIFIED NATURAL RUBBER(TSNR) 10**				
23125	SINGAPORE	0	0	124 635	160 869
	VIET NAM	209 999	321 047	0	0
	INDONESIA	0	0	31 465	41 019
	SUB TOTAL	**209 999**	**321 047**	**156 100**	**201 888 ***
4001222000	**TECHNICALLY SPECIFIED NATURAL RUBBER(TSNR) 20**				
23125	CHINA	0	0	3 755	47 878
	SINGAPORE	0	0	689 857	1 112 017
	PHILIPPINES	261 120	368 323	0	0
	CAMBODIA	60 320	98 784	0	0
	INDIA	0	0	81 270	89 714
	INDONESIA	623 280	1 046 647	631 715	952 789
	SOUTH AFRICA	0	0	18 095	23 369
	SUB TOTAL	**944 720**	**1 513 754**	**1 424 692**	**2 225 767 ***
4001223000	**TECHNICALLY SPECIFIED NATURAL RUBBER(TSNR) L**				
23125	KOREA, REPUBLIC OF	130 659	295 455	33 006	93 662
	CHINA	137 875	702 029	143 403	767 165
	VIET NAM	0	0	63 000	27 036
	SUB TOTAL	**268 534**	**997 484**	**239 409**	**887 863 ***
4001224000	**TECHNICALLY SPECIFIED NATURAL RUBBER(TSNR) CV**				
23125	THAILAND	233	1 176	5 400	14 732
	MALAYSIA	105	194	0	0
	VIET NAM	96 000	199 680	192 000	349 094
	INDONESIA	60 480	82 840	0	0
	SUB TOTAL	**156 818**	**283 890**	**197 400**	**363 826 ***
4001229000	**OTHER TECHNICALLY SPECIFIED NATURALRUBBER(TSNR)**				
23125	JAPAN	191 563	329 938	0	0
	HONG KONG	242 584	863 989	25 000	28 250
	KOREA, REPUBLIC OF	812 794	1 129 604	0	0
	TAIWAN	626 901	1 276 893	2 688	12 516
	CHINA	326 683	672 393	21 000	7 387
	THAILAND	13 020	51 169	0	0
	SINGAPORE	204	765	0	0
	MALAYSIA	41 251	60 548	84	4 341
	VIET NAM	1 239 336	1 383 289	1 871 120	1 776 163
	MEXICO	42 736	68 804	0	0
	VIRGIN ISLANDS (BRITISH)	40 320	61 609	0	0
	SUB TOTAL	**3 577 392**	**5 899 001**	**1 919 892**	**1 828 657 ***
4001292000	**LATEX CREPES**				
23129	JAPAN	123	2 366	0	0
	TAIWAN	40	304	0	0
	CHINA	4 781	71 832	8 640	100 498
	SINGAPORE	2	884	45	106
	SRI LANKA	2 000	7 220	2 000	4 636
	CANADA	0	0	11	1 356

http://www.bps.go.id

HS / SITC	COMMODITY DESCRIPTION / COUNTRY OF ORIGIN	JANUARY - DECEMBER 2015		JANUARY - DECEMBER 2016	
		NET WEIGHT (KG)	CIF VALUE (US$)	NET WEIGHT (KG)	CIF VALUE (US$)
	SWITZERLAND	91	1 406	0	0
	SUB TOTAL	**7 037**	**84 012**	**10 696**	**106 596 ***
4001293000	**SOLE CREPES**				
23129	GERMANY, FED. REP. OF	135	559	0	0
	SUB TOTAL	**135**	**559**	**0**	**0 ***
4001295000	**OTHER CREPES**				
23129	CAMBODIA	105 000	153 825	0	0
	SUB TOTAL	**105 000**	**153 825**	**0**	**0 ***
4001297000	**SKIM RUBBER**				
23129	HONG KONG	270	2 855	0	0
	VIET NAM	282 000	662 480	220 160	384 852
	SUB TOTAL	**282 270**	**665 335**	**220 160**	**384 852 ***
4001298000	**SCRAP (TREE,EARTH OR SMOKED) AND CUPLUMP**				
23129	COTE D'IVOIRE	0	0	99 990	63 179
	SUB TOTAL	**0**	**0**	**99 990**	**63 179 ***
4001299900	**OTHER NATURAL RUBBER IN OTHER FORMS**				
23129	CHINA	8	28	0	0
	THAILAND	20 160	29 635	0	0
	VIET NAM	192 760	291 524	0	0
	GERMANY, FED. REP. OF	83	555	142	1 108
	SUB TOTAL	**213 011**	**321 742**	**142**	**1 108 ***
4001301100	**JELUTONG IN PRIMARY FORMS**				
23130	VIET NAM	20 000	9 447	63 000	22 161
	SUB TOTAL	**20 000**	**9 447**	**63 000**	**22 161 ***
4001309900	**OTHER BALATA,GUTTA-PERCHA,GUAYULE,CHICLE SIMILAR NATURAL GUMS, IN OTHER FORMS**				
23130	SINGAPORE	131	5 061	0	0
	MALAYSIA	20 211	39 742	0	0
	VIET NAM	754 316	226 186	1 134 000	415 769
	GERMANY, FED. REP. OF	0	0	62	557
	SUB TOTAL	**774 658**	**270 989**	**1 134 062**	**416 326 ***
4002110000	**STYRENE-BUTADIENE RUBBER,CARBOXILATEDSTYRENE-BUTADIENE RUBBER;IN LATEX FORM**				
23211	JAPAN	2 102 236	2 548 430	1 907 711	2 328 120
	HONG KONG	372	8 236	0	0
	KOREA, REPUBLIC OF	2 201 566	2 138 249	1 997 702	1 511 797
	TAIWAN	228 616	545 238	169 660	289 666
	CHINA	6 046 016	5 235 266	1 356 942	1 603 970
	THAILAND	437 745	430 461	230 053	263 992
	SINGAPORE	124	506	51 290	487 134
	MALAYSIA	287 685	422 820	267 367	605 285
	INDIA	3 000	6 705	18 880	16 007
	INDONESIA	3 000	4 170	8 140	8 123
	AUSTRALIA	880	6 615	0	0
	SAMOA	84 000	326 894	100 800	378 991
	UNITED STATES	75 891	324 164	133 132	567 997
	MEXICO	18 458	40 054	0	0
	UNITED KINGDOM	1 343	39 430	0	0
	FRANCE	2 740	17 441	9 439	268 249
	GERMANY, FED. REP. OF	93 100	162 264	267 072	1 047 185
	BELGIUM	595 375	220 873	1 128 265	588 527
	NORWAY	0	0	93 974	1 036 529
	SUB TOTAL	**12 182 147**	**12 477 816**	**7 740 427**	**11 001 572 ***
4002191000	**SBR,XSBR;IN PRIMARY FORMS/IN VULCANISED,UNCOMPOUND PLATES,SHEETS/STRIPS**				
23211	JAPAN	14 614 373	30 257 833	12 203 816	23 902 254
	HONG KONG	81 440	245 797	218 840	528 915
	KOREA, REPUBLIC OF	25 334 535	39 892 992	29 970 875	42 245 514

http://www.bps.go.id

HS / SITC	COMMODITY DESCRIPTION / COUNTRY OF ORIGIN	JANUARY - DECEMBER 2015		JANUARY - DECEMBER 2016	
		NET WEIGHT (KG)	CIF VALUE (US$)	NET WEIGHT (KG)	CIF VALUE (US$)
	TAIWAN	3 750 214	5 945 475	2 597 040	4 155 476
	CHINA	4 748 138	8 476 749	2 863 200	4 387 077
	THAILAND	3 914 544	6 184 848	2 538 906	4 296 864
	SINGAPORE	1 537 624	3 750 287	2 735 920	7 146 421
	MALAYSIA	67 607	103 082	26 039	38 922
	VIET NAM	13 050	48 479	40	180
	UNITED STATES	432 635	1 599 900	943 730	2 816 052
	BRAZIL	0	0	9 600	19 819
	UNITED KINGDOM	2	547	9	2 884
	FRANCE	1 200	4 080	437 718	692 258
	GERMANY, FED. REP. OF	3 600	13 680	92	171
	BELGIUM	34 680	34 782	60 270	223 972
	SWITZERLAND	40 001	102 001	100 000	235 000
	ITALY	1 374	27 830	3 376	70 669
	RUSSIA FEDERATION	43 200	120 312	21 600	55 080
	SUB TOTAL	**54 618 217**	**96 808 674**	**54 731 071**	**90 817 528 ***
4002199000	**STYRENE-BUTADIENE RUBBER,CARBOXILATEDSTYRENE-BUTADIENE RUBBER;IN OTHER FORM**				
23211	JAPAN	12 157 473	7 475 613	1 998 616	6 145 341
	HONG KONG	13 122	46 204	37 174	59 536
	KOREA, REPUBLIC OF	43 759 739	62 183 593	49 964 393	66 939 553
	TAIWAN	7 000 074	11 491 447	8 314 170	13 645 849
	CHINA	1 956 754	3 893 594	2 103 497	3 679 546
	THAILAND	4 579 292	6 372 235	4 450 161	5 528 910
	SINGAPORE	273 496	654 355	1 099 823	2 838 397
	PHILIPPINES	422	3 032	0	0
	MALAYSIA	10 467	40 129	94 573	69 378
	VIET NAM	139 666	387 182	129 091	344 655
	INDIA	89 610	119 582	320 848	445 155
	TURKEY	0	0	5 185	20 225
	UNITED ARAB EMIRATES	347 760	386 014	725 760	878 170
	AUSTRALIA	0	0	19	176
	SAMOA	0	0	17 000	62 160
	UNITED STATES	1 119 034	2 138 787	650 992	1 476 713
	MEXICO	20 944	44 611	10 472	20 420
	BRAZIL	321 633	369 388	94 500	117 181
	UNITED KINGDOM	535 331	785 199	490 413	477 652
	NETHERLANDS	131 234	151 422	8 000	9 600
	FRANCE	3 821 135	6 885 585	1 625 001	2 643 465
	GERMANY, FED. REP. OF	5 377 522	8 502 247	6 704 836	10 539 006
	BELGIUM	37 010	27 758	0	0
	SWITZERLAND	0	0	201 379	342 344
	ITALY	785 866	1 157 129	439 465	557 427
	SPAIN	93 322	155 755	0	0
	POLAND	2 299 215	3 231 911	1 821 029	2 342 099
	RUSSIA FEDERATION	0	0	71 820	90 493
	SUB TOTAL	**84 870 121**	**116 502 772**	**81 378 217**	**119 273 451 ***
4002201000	**BUTADIENE RUBBER (BR), IN PRIMARY FORMS**				
23212	JAPAN	5 830 951	10 277 103	3 987 488	6 591 250
	KOREA, REPUBLIC OF	15 228 253	24 428 889	16 658 674	23 978 088
	TAIWAN	176 339	422 876	114 126	388 956
	CHINA	73 004	116 012	31 061	68 354
	THAILAND	282 239	515 128	386 400	767 881
	SINGAPORE	436 800	1 140 384	1 324 410	3 083 671
	MALAYSIA	69 300	79 118	836 285	1 295 312
	VIET NAM	38 400	67 584	57 600	89 280
	UNITED STATES	143 706	490 539	681 311	2 119 468
	FRANCE	783 437	1 620 069	694 753	1 291 840
	GERMANY, FED. REP. OF	62 524	127 262	62 566	101 398
	BELGIUM	60 000	204 000	140 000	337 000
	SWITZERLAND	0	0	310 000	701 900
	ITALY	0	0	20 200	26 260
	RUSSIA FEDERATION	134 190	217 820	44 102	45 105
	SUB TOTAL	**23 319 143**	**39 706 784**	**25 348 976**	**40 885 763 ***
4002209000	**BUTADIENE RUBBER (BR), IN OTHER FORMS**				
23212	JAPAN	4 856 514	8 593 898	5 702 859	9 887 561
	HONG KONG	415 561	987 080	599 835	1 546 308
	KOREA, REPUBLIC OF	28 777 836	45 690 488	41 200 007	59 147 841

http://www.bps.go.id

HS / SITC	COMMODITY DESCRIPTION / COUNTRY OF ORIGIN	JANUARY - DECEMBER 2015		JANUARY - DECEMBER 2016	
		NET WEIGHT (KG)	CIF VALUE (US$)	NET WEIGHT (KG)	CIF VALUE (US$)
	TAIWAN	2 334 776	4 312 307	2 973 354	5 119 342
	CHINA	2 539 904	4 786 450	2 252 624	4 514 870
	THAILAND	836 256	1 480 168	442 868	796 702
	SINGAPORE	185 051	366 323	1 973 953	3 668 004
	MALAYSIA	283 651	559 028	173 123	379 782
	VIET NAM	675 261	1 260 165	1 646 328	3 187 890
	INDIA	92 830	118 494	289 934	344 091
	IRAN (ISLAMIC REPUBLIC OF)	57 965	53 063	100 800	121 338
	SAUDI ARABIA	0	0	33 935	34 899
	UNITED ARAB EMIRATES	64 800	100 660	1 352 880	1 529 424
	SEYCHELLES	16 800	56 851	0	0
	RWANDA	0	0	640	7 162
	AUSTRALIA	56 700	70 875	0	0
	SAINT VINCENT AND THE GRENADIN	396 900	888 206	94 500	286 902
	SAMOA	135 240	311 054	0	0
	UNITED STATES	2 679 006	4 409 319	2 986 409	4 281 822
	MEXICO	202 694	396 889	10 472	20 420
	CUBA	21 452	56 204	10 472	20 420
	BRAZIL	256 141	346 299	170 100	212 153
	BELIZE	16 800	41 866	0	0
	VIRGIN ISLANDS (BRITISH)	0	0	124 200	295 380
	UNITED KINGDOM	71 803	235 866	73 350	255 685
	NETHERLANDS	50 381	104 122	16 779	27 148
	FRANCE	2 661 900	4 581 949	2 283 207	3 271 554
	GERMANY, FED. REP. OF	67 191	92 375	17 280	15 898
	AUSTRIA	1 544	44 523	64	2 788
	BELGIUM	227 224	167 596	93 900	44 556
	ITALY	611 343	829 154	46 233	69 350
	PORTUGAL	36 372	27 151	0	0
	POLAND	53 970	74 784	0	0
	LITHUANIA	0	0	63 000	81 972
	CZECH REPUBLIC	15 774	18 140	0	0
	RUSSIA FEDERATION	646 800	1 447 320	745 080	1 080 361
	SUB TOTAL	**49 346 440**	**82 508 667**	**65 478 186**	**100 251 623 ***
4002311000	**ISOBUTENE-ISOPRENE RUBBER,UNVULCANISED,UNCOMPOUND PLATES,SHEET/STRIP**				
23213	JAPAN	73 440	217 862	100 535	323 182
	HONG KONG	0	0	15	148
	KOREA, REPUBLIC OF	19 800	19 854	103 680	215 654
	CHINA	95 760	173 326	612	675
	UNITED ARAB EMIRATES	584 280	1 758 779	570 240	911 349
	UNITED STATES	376 719	1 075 840	848 596	1 873 481
	UNITED KINGDOM	105 263	293 941	205 636	455 269
	GERMANY, FED. REP. OF	1 333	4 387	64	1 836
	BELGIUM	1 995 945	5 917 211	2 184 171	5 099 004
	SWITZERLAND	86 000	176 256	0	0
	RUSSIA FEDERATION	3 287 439	7 394 863	2 169 680	3 826 774
	SUB TOTAL	**6 625 979**	**17 032 319**	**6 183 229**	**12 707 372 ***
4002319000	**ISOBUTENE-ISOPRENE (BUTYL) RUBBER (IIR), IN OTHER PROCESS**				
23213	JAPAN	134 708	436 898	241 479	665 425
	HONG KONG	12 411	101 477	25 939	226 110
	KOREA, REPUBLIC OF	5 326	22 919	32 984	130 714
	TAIWAN	28 387	87 647	30	296
	CHINA	29 017	71 889	75 964	117 449
	THAILAND	1 040	5 116	600	1 806
	SINGAPORE	1 984 335	3 524 693	2 556 541	4 418 946
	MALAYSIA	5 100	15 912	6 120	19 584
	INDIA	215 250	237 505	0	0
	UNITED STATES	313	2 161	205 633	306 442
	CANADA	586 319	1 222 946	0	0
	NETHERLANDS	420	3 433	0	0
	FRANCE	447 442	1 903 755	1 075 333	2 462 970
	BELGIUM	2 448	9 547	0	0
	RUSSIA FEDERATION	1 478 157	2 738 665	1 519 920	2 171 124
	SUB TOTAL	**4 930 673**	**10 384 563**	**5 740 543**	**10 520 866 ***
4002391000	**HALO-ISOBUTANE-ISOPRENE RUBBER,UNVULCANISED,UNCOMPOUND PLATE,SHEET/STR**				
23213	JAPAN	100 300	307 359	1 157 920	3 544 433
	CHINA	5 887	18 202	5 101	14 791

http://www.bps.go.id

HS / SITC	COMMODITY DESCRIPTION / COUNTRY OF ORIGIN	JANUARY - DECEMBER 2015		JANUARY - DECEMBER 2016	
		NET WEIGHT (KG)	CIF VALUE (US$)	NET WEIGHT (KG)	CIF VALUE (US$)
	UNITED STATES	1 045 297	3 718 635	171 360	552 464
	SUB TOTAL	**1 151 484**	**4 044 196**	**1 334 381**	**4 111 688 ***
4002399000	**HALO-ISOBUTANE-ISOPRENE (BUTYL) RUBBER(CIIR/BIIR), IN OTHER PROCESS**				
23213	JAPAN	2 772 126	12 608 308	3 473 751	14 204 432
	KOREA, REPUBLIC OF	544 621	1 805 535	919 571	2 122 079
	TAIWAN	7 687	34 106	26 485	89 362
	CHINA	46 787	140 510	70 684	165 844
	THAILAND	48 000	184 944	270	637
	SINGAPORE	1 768 081	5 261 951	4 294 271	10 399 300
	MALAYSIA	1 500	5 851	3 500	10 781
	UNITED ARAB EMIRATES	666 360	1 923 701	933 120	1 853 279
	UNITED STATES	2 698 576	8 408 330	2 465 344	6 034 867
	CANADA	457 580	1 713 692	36 625	113 357
	FRANCE	32 640	84 864	0	0
	GERMANY, FED. REP. OF	0	0	18	1 016
	BELGIUM	1 579 028	4 742 553	73 679	207 459
	RUSSIA FEDERATION	777 600	2 233 670	1 818 720	4 008 484
	SUB TOTAL	**11 400 586**	**39 148 015**	**14 116 038**	**39 210 897 ***
4002410000	**CHLOROPRENE (CHLOROBUTADIENE) RUBBER(CR), IN LATEX FORM**				
23214	JAPAN	4 213 076	8 941 270	4 014 053	7 998 463
	KOREA, REPUBLIC OF	0	0	1 051	3 600
	TAIWAN	0	0	66	462
	SINGAPORE	40 000	161 250	44 000	178 480
	MALAYSIA	28 501	115 464	6 461	72 812
	INDIA	0	0	15	218
	UNITED STATES	34 272	128 468	0	0
	GERMANY, FED. REP. OF	495 233	994 870	862 425	1 538 783
	SUB TOTAL	**4 811 082**	**10 341 322**	**4 928 071**	**9 792 818 ***
4002491000	**CHLOROPRENE (CHLOROBUTADIENE) RUBBER(CR), IN PRIMARY FORM**				
23214	JAPAN	1 306 336	5 728 767	1 228 605	5 143 724
	KOREA, REPUBLIC OF	0	0	1 975	12 429
	SINGAPORE	32 000	128 210	138 000	545 600
	MALAYSIA	0	0	47 625	177 310
	UNITED STATES	38 601	70 163	57 475	84 918
	GERMANY, FED. REP. OF	468 000	1 926 394	525 375	2 120 004
	SUB TOTAL	**1 844 937**	**7 853 534**	**1 999 055**	**8 083 985 ***
4002499000	**CHLOROPRENE (CHLOROBUTADIENE) RUBBER(CR) IN OTHER FORM**				
23214	JAPAN	3 450 377	15 005 278	2 966 013	12 774 765
	KOREA, REPUBLIC OF	15	139	199	1 855
	TAIWAN	1 440	18 500	2 400	6 622
	CHINA	34 912	141 659	12 062	60 671
	THAILAND	7 426	68 221	49 075	471 267
	SINGAPORE	16 271	118 690	15 113	214 363
	MALAYSIA	23 675	45 348	5 000	16 000
	INDIA	22	150	0	0
	UNITED STATES	340 000	1 210 240	319 598	1 152 027
	UNITED KINGDOM	0	0	15	287
	FRANCE	160	18 099	0	0
	GERMANY, FED. REP. OF	567 209	1 889 105	655 682	1 881 938
	FINLAND	25	1 134	0	0
	SUB TOTAL	**4 441 532**	**18 516 563**	**4 025 157**	**16 579 795 ***
4002510000	**ACRYLONITRILE-BUTADIENE RUBBER (NBR), IN LATEX FORM**				
23215	JAPAN	31 140	95 274	51 742	153 999
	HONG KONG	686	7 104	161	2 230
	KOREA, REPUBLIC OF	10 140 000	12 315 640	13 962 300	18 258 782
	TAIWAN	5 794 161	5 966 402	5 058 413	4 939 871
	CHINA	0	0	172 794	164 866
	THAILAND	1 564 010	2 066 814	161 001	176 874
	MALAYSIA	4 194 570	5 893 884	2 423 540	3 027 205
	FRANCE	7	3 065	16	5 842
	GERMANY, FED. REP. OF	2 000	4 341	0	0
	SUB TOTAL	**21 726 574**	**26 352 524**	**21 829 967**	**26 729 669 ***

http://www.bps.go.id

HS / SITC	COMMODITY DESCRIPTION / COUNTRY OF ORIGIN	JANUARY - DECEMBER 2015		JANUARY - DECEMBER 2016	
		NET WEIGHT (KG)	CIF VALUE (US$)	NET WEIGHT (KG)	CIF VALUE (US$)
4002591000	**ACRYLONITRILE-BUTADIENE RUBBER (NBR), IN PRIMARY FORM**				
23215	JAPAN	251 020	1 083 319	377 055	1 838 289
	HONG KONG	0	0	16 800	23 856
	KOREA, REPUBLIC OF	232 963	472 321	456 205	794 279
	TAIWAN	0	0	42 840	42 840
	CHINA	47 806	153 031	43 448	65 999
	UNITED STATES	19 595	117 572	31 992	33 207
	BRAZIL	0	0	2 383	4 334
	UNITED KINGDOM	6 000	33 000	26 400	143 040
	FRANCE	147 723	386 116	137 663	371 303
	GERMANY, FED. REP. OF	0	0	150	4 462
	SWITZERLAND	0	0	22	967
	SUB TOTAL	**705 107**	**2 245 359**	**1 134 958**	**3 322 576 ***
4002599000	**ACRYLONITRILE-BUTADIENE RUBBER (NBR), IN OTHER FORM**				
23215	JAPAN	1 233 790	3 536 388	1 172 191	3 004 334
	HONG KONG	327	1 505	0	0
	KOREA, REPUBLIC OF	1 732 325	3 408 651	1 932 857	3 350 788
	TAIWAN	25 376	42 922	36 400	161 956
	CHINA	102 551	177 304	32 546	66 672
	THAILAND	1 108	5 494	0	0
	SINGAPORE	1 111	26 759	2 285	416 831
	MALAYSIA	5 710	20 227	4 415	15 308
	INDIA	30	1 191	160	1 300
	SAUDI ARABIA	316	1 055	0	0
	UNITED STATES	19 058	149 163	30 329	235 578
	BRAZIL	10 800	32 184	10 800	31 482
	UNITED KINGDOM	14 550	46 827	0	0
	NETHERLANDS	0	0	2 103	4 444
	FRANCE	555 237	1 183 400	529 586	1 112 719
	GERMANY, FED. REP. OF	5 103	121 782	10 787	140 893
	AUSTRIA	4 028	28 013	273	2 954
	BELGIUM	61 269	66 068	0	0
	ITALY	930	2 273	5 311	16 667
	POLAND	0	0	1	216
	SUB TOTAL	**3 773 619**	**8 851 206**	**3 770 044**	**8 562 142 ***
4002601000	**ISOPRENE RUBBER (IR) IN PRIMARY FORMS**				
23216	JAPAN	471 449	1 241 229	269 066	636 101
	KOREA, REPUBLIC OF	108 900	217 350	0	0
	CHINA	0	0	20 000	33 400
	THAILAND	20	160	20	160
	SINGAPORE	0	0	6	117
	GERMANY, FED. REP. OF	0	0	40	666
	RUSSIA FEDERATION	294 838	756 239	247 320	461 799
	SUB TOTAL	**875 207**	**2 214 978**	**536 452**	**1 132 243 ***
4002609000	**ISOPRENE RUBBER (IR) IN OTHER FORMS**				
23216	JAPAN	191 675	553 272	170 521	452 609
	KOREA, REPUBLIC OF	10 080	48 288	132 791	964 121
	TAIWAN	899	9 143	194 490	433 789
	CHINA	47 992	237 700	451 651	1 003 247
	SINGAPORE	2 980	11 371	111	1 192
	UNITED STATES	52 864	239 657	141 201	279 129
	GERMANY, FED. REP. OF	129 600	231 660	0	0
	ITALY	126	1 860	0	0
	SPAIN	237 600	550 200	14 400	25 200
	RUSSIA FEDERATION	104 400	180 082	172 800	221 184
	SUB TOTAL	**778 216**	**2 063 233**	**1 277 965**	**3 380 471 ***
4002701000	**ETHYLENE-PROPYLENE-NON-CONJUGATED DIENERUBBER (EPDM), IN PRIMARY FORMS**				
23217	JAPAN	242 906	1 046 971	291 883	1 176 210
	HONG KONG	500	1 700	0	0
	KOREA, REPUBLIC OF	1 586 367	5 068 088	903 524	2 618 655
	TAIWAN	47 520	139 216	100	145
	CHINA	8	56	72 089	223 885
	SINGAPORE	38 974	120 509	2 593	13 174
	VIET NAM	90	705	1 198	10 230
	UNITED STATES	867 265	2 176 334	840 609	1 601 715

http://www.bps.go.id

HS / SITC	COMMODITY DESCRIPTION / COUNTRY OF ORIGIN	JANUARY - DECEMBER 2015		JANUARY - DECEMBER 2016	
		NET WEIGHT (KG)	CIF VALUE (US$)	NET WEIGHT (KG)	CIF VALUE (US$)
	NETHERLANDS	10 000	28 000	0	0
	FRANCE	90 000	261 270	72 720	166 356
	GERMANY, FED. REP. OF	18 052	33 251	26	121
	SUB TOTAL	**2 901 682**	**8 876 100**	**2 184 742**	**5 810 491 ***
4002709000	**ETHYLENE-PROPYLENE-NON-CONJUGATED DIENERUBBER (EPDM), IN OTHER FORMS**				
23217	JAPAN	2 493 368	7 748 529	2 498 604	7 701 646
	KOREA, REPUBLIC OF	903 681	2 351 567	1 407 892	3 021 644
	TAIWAN	90 075	112 051	144 294	177 788
	CHINA	6 882	14 827	850 291	1 720 271
	THAILAND	99 943	978 273	156 142	1 309 720
	SINGAPORE	187 327	591 711	232 155	477 324
	MALAYSIA	102 854	243 934	57 276	259 976
	INDIA	0	0	13	175
	SAUDI ARABIA	0	0	125	803
	UNITED STATES	1 603 145	4 195 645	2 136 063	5 160 321
	UNITED KINGDOM	11 001	42 669	25 053	101 848
	NETHERLANDS	1 617 134	4 160 292	1 083 385	2 314 646
	FRANCE	77 102	239 491	10 200	22 065
	GERMANY, FED. REP. OF	53 575	144 356	161 780	378 883
	BELGIUM	16 184	23 644	0	0
	ITALY	0	0	200	1 542
	POLAND	0	0	37	2 264
	SUB TOTAL	**7 262 271**	**20 846 989**	**8 763 510**	**22 650 916 ***
4002801000	**MIXTURE OF NATURAL RUBBER LATEX WITHSYNTETIC RUBBER LATEX**				
23218	JAPAN	480 690	858 872	621 613	904 507
	HONG KONG	8	434	3	8
	KOREA, REPUBLIC OF	554 532	731 913	435 369	569 052
	TAIWAN	8 276	29 210	287 102	428 066
	CHINA	93 758	155 070	288 699	504 688
	THAILAND	260 189	441 093	80 031	115 780
	SINGAPORE	100 820	214 848	420 472	730 060
	MALAYSIA	50 400	105 336	22 690	42 178
	VIET NAM	0	0	200 000	322 200
	INDIA	17 600	58 608	17 600	46 288
	TURKEY	0	0	13	174
	UNITED STATES	61	2 932	126	3 329
	MEXICO	85 924	235 598	35 684	45 675
	VIRGIN ISLANDS (BRITISH)	0	0	21 600	29 592
	GERMANY, FED. REP. OF	9	2 175	0	0
	ITALY	3	1 624	9	4 078
	RUSSIA FEDERATION	0	0	43 200	76 032
	SUB TOTAL	**1 652 270**	**2 837 713**	**2 474 211**	**3 821 707 ***
4002809000	**OTHER MIXTURES OF ANY PRODUCT OF HEADING 40.01 WITH ANY PRODUCT OF THIS HEADING**				
23218	JAPAN	131	810	134	699
	HONG KONG	10	58	9	81
	KOREA, REPUBLIC OF	3 455	9 224	0	0
	TAIWAN	583 744	2 264 703	328 835	1 387 019
	CHINA	47 238	166 396	108 822	432 641
	SINGAPORE	394	11 659	1 124	3 507
	MALAYSIA	20 000	22 000	360	1 777
	VIET NAM	51 107	205 469	65 140	249 992
	GERMANY, FED. REP. OF	81 420	405 932	88 441	349 787
	SUB TOTAL	**787 499**	**3 086 251**	**592 865**	**2 425 503 ***
4002910000	**OTH SYNTHETIC RUBBER & FACTICE DERIVEDFROM OILS, IN LATEX FORMS**				
23219	JAPAN	4 457 330	4 531 155	2 633 487	2 552 051
	KOREA, REPUBLIC OF	0	0	3 680 000	3 292 400
	TAIWAN	185 000	229 460	131 970	185 870
	CHINA	1 296 980	1 552 541	1 679 180	1 870 366
	THAILAND	1 311 130	1 213 604	368 000	328 325
	SINGAPORE	16 501	13 367	42 900	26 397
	MALAYSIA	6 341 800	6 145 820	6 366 480	5 774 118
	AUSTRALIA	0	0	1 000	1 307
	UNITED STATES	0	0	2 000	5 952
	GERMANY, FED. REP. OF	0	0	336 605	582 668
	SUB TOTAL	**13 608 741**	**13 685 947**	**15 241 622**	**14 619 454 ***

http://www.bps.go.id

HS / SITC	COMMODITY DESCRIPTION / COUNTRY OF ORIGIN	JANUARY - DECEMBER 2015		JANUARY - DECEMBER 2016	
		NET WEIGHT (KG)	CIF VALUE (US$)	NET WEIGHT (KG)	CIF VALUE (US$)
4002992000	**OTH SYNT RUBBER&FACTICE DERIVED FROM OIL ;PRIMARY FORM,UNVULCANISED,UNCOMPOUND**				
23219	JAPAN	2 010	20 792	2 257	16 765
	TAIWAN	3 095	11 699	230	6 806
	CHINA	11 118	110 232	6 525	56 913
	SINGAPORE	191 459	1 796 465	218 042	2 019 326
	MALAYSIA	1 500	39 679	10 254	12 555
	INDIA	3 860	21 377	0	0
	UNITED STATES	58	761	45 300	142 760
	UNITED KINGDOM	14	1 274	0	0
	GERMANY, FED. REP. OF	4	2	0	0
	ITALY	0	0	3 000	18 701
	SUB TOTAL	**213 118**	**2 002 281**	**285 608**	**2 273 826 ***
4002999000	**OTH SYNTHETIC RUBBER & FACTICE DERIVEDFROM OILS IN OTHER FORM**				
23219	JAPAN	898 854	3 839 390	1 599 376	6 656 193
	HONG KONG	52 616	163 659	39 679	143 095
	KOREA, REPUBLIC OF	13 881	22 764	47 864	94 991
	TAIWAN	1 503 781	2 026 981	1 382 708	2 108 103
	CHINA	614 086	1 883 837	842 468	2 003 078
	THAILAND	109 781	698 326	37 687	538 749
	SINGAPORE	149 503	167 714	189 253	286 509
	MALAYSIA	140 578	82 916	106 008	250 216
	VIET NAM	12	171	49	93
	INDIA	478	9 977	57 172	114 517
	INDONESIA	0	0	20	136
	SAUDI ARABIA	0	0	21 282	13 663
	AUSTRALIA	36	1 840	0	0
	UNITED STATES	288 676	1 753 437	184 540	1 632 174
	UNITED KINGDOM	1 010	14 546	9 467	444 393
	FRANCE	41 849	99 818	20 752	68 528
	GERMANY, FED. REP. OF	184 300	340 117	162 521	335 418
	BELGIUM	0	0	8 000	36 800
	LUXEMBOURG	0	0	6 000	34 200
	ITALY	3 500	25 178	0	0
	SUB TOTAL	**4 002 941**	**11 130 671**	**4 714 846**	**14 760 856 ***
4003000000	**RECLAIMED RUBBER IN PRIMARY FORMSOAR INPLATES, SHEETS OR STRIPS**				
23221	JAPAN	20 636	103 429	8 882	156 408
	HONG KONG	51 810	15 924	11 840	2 366
	KOREA, REPUBLIC OF	206 679	635 099	127 968	380 353
	TAIWAN	4 611 930	1 754 781	2 073 282	1 088 835
	CHINA	7 402 899	5 327 801	8 085 982	4 551 275
	THAILAND	216 176	70 777	96 719	38 150
	SINGAPORE	0	0	15 779	15 850
	PHILIPPINES	322 560	465 091	100 800	116 525
	MALAYSIA	2 775 530	1 901 795	1 816 765	1 025 719
	CAMBODIA	20 000	32 256	0	0
	VIET NAM	1 272 699	854 122	719 400	639 519
	INDIA	1 065 150	990 649	1 175 850	1 097 238
	INDONESIA	563	702	0	0
	UNITED STATES	65 585	523 420	0	0
	UNITED KINGDOM	81	2 010	0	0
	NETHERLANDS	30 000	12 703	50 000	25 537
	GERMANY, FED. REP. OF	1	62	0	0
	BELGIUM	1	1 387	3	1 031
	SWITZERLAND	0	0	113	1 825
	SPAIN	0	0	110 000	36 232
	SUB TOTAL	**18 062 300**	**12 692 008**	**14 393 383**	**9 176 863 ***
4004000000	**WASTE,PARING&RUBBER SCRAP (OTH HARDRUBBER)&POWDER&GRANULE OBTAINED THEREFO**				
23222	KOREA, REPUBLIC OF	12 900	845	141 170	18 425
	TAIWAN	0	0	572	2 210
	CHINA	284 630	176 823	229 055	121 074
	THAILAND	131 690	87 557	67 965	24 357
	MALAYSIA	469 375	83 102	480 569	68 303
	VIET NAM	689 065	361 077	874 443	559 351
	INDIA	180 280	99 685	213 067	101 819
	PAKISTAN	276 470	161 910	206 925	87 959
	BANGLADESH	216 000	123 120	54 000	27 900
	KUWAIT	221 200	129 414	82 630	37 452

http://www.bps.go.id

HS / SITC	COMMODITY DESCRIPTION / COUNTRY OF ORIGIN	JANUARY - DECEMBER 2015		JANUARY - DECEMBER 2016	
		NET WEIGHT (KG)	CIF VALUE (US$)	NET WEIGHT (KG)	CIF VALUE (US$)
	TURKEY	5 440	3 536	0	0
	UNITED ARAB EMIRATES	1 258 088	713 385	514 964	238 825
	EGYPT	353 995	189 520	168 280	48 317
	AUSTRALIA	0	0	98 430	4 986
	UNITED STATES	1 438 403	894 467	1 224 410	502 812
	GERMANY, FED. REP. OF	17 280	6 320	85 584	38 965
	BELGIUM	252 180	131 169	128 460	35 483
	SPAIN	429 060	225 139	110 240	29 944
	SUB TOTAL	**6 236 056**	**3 387 069**	**4 680 764**	**1 948 182 ***
4005101000	**COMPOUNDED OF NATURAL GUMS WITH CARBONBLACK/SILICA,UNVULCANISED,IN PRIMARY FO**				
62111	JAPAN	83 906	531 801	75 656	529 649
	KOREA, REPUBLIC OF	259 478	744 883	431 307	1 297 456
	TAIWAN	2 310	6 556	2 520	6 602
	CHINA	542 947	657 914	1 669	11 987
	THAILAND	74 591	177 028	1 991 838	5 703 529
	SINGAPORE	4 940	62 891	709	11 143
	MALAYSIA	101 992	348 826	16 000	35 200
	VIET NAM	41 158	67 182	102 560	213 183
	AUSTRALIA	1 000	5 474	24 082	83 283
	UNITED STATES	111 926	367 265	70 224	235 867
	GERMANY, FED. REP. OF	503	12 473	1 000	25 219
	AUSTRIA	1 443	15 137	400	3 844
	SUB TOTAL	**1 226 194**	**2 997 430**	**2 717 965**	**8 156 962 ***
4005109000	**COMPOUNDED OTHER RUBBER WITH CARBONBLACK/SILICA,UNVULCANISED,IN PRIMARY FO**				
62111	JAPAN	840 410	4 930 053	910 660	5 033 336
	HONG KONG	3 381	17 189	3 270	18 348
	KOREA, REPUBLIC OF	9 665	71 848	26 207	71 428
	TAIWAN	10 731	26 304	1 265	4 409
	CHINA	527 888	871 260	204 588	426 171
	THAILAND	1 394 546	4 727 482	593 670	1 905 216
	SINGAPORE	5 786	47 784	671	12 378
	MALAYSIA	249 190	596 111	309 475	594 529
	INDIA	21 485	246 927	11 749	205 565
	AUSTRALIA	0	0	137	3 017
	UNITED STATES	11 761	97 922	219 365	962 827
	BRAZIL	0	0	19 734	281 703
	UNITED KINGDOM	71 901	336 958	287 974	1 081 946
	GERMANY, FED. REP. OF	2 493	29 071	2 445	19 653
	BELGIUM	95 602	473 510	63 804	296 910
	LUXEMBOURG	0	0	50	513
	SUB TOTAL	**3 244 839**	**12 472 419**	**2 655 064**	**10 917 949 ***
4005200000	**SOLUTIONS; DISPERSIONS OTH THAN THOSE OF SUBHEADING 4005.10**				
62112	JAPAN	3 279	33 677	1 869	29 554
	HONG KONG	368	2 115	0	0
	KOREA, REPUBLIC OF	872	2 423	0	0
	TAIWAN	1 060	4 464	0	0
	CHINA	12 124	20 525	29 634	26 255
	THAILAND	212 300	481 381	195 633	423 243
	SINGAPORE	197 173	273 982	296 019	390 977
	MALAYSIA	0	0	7	51
	INDIA	225	617	0	0
	AUSTRALIA	16	638	0	0
	UNITED STATES	2 281	13 842	6 646	26 639
	FRANCE	9 454	31 112	3 167	13 787
	GERMANY, FED. REP. OF	8 184	30 199	6 388	21 344
	BELGIUM	387 200	289 676	240 962	254 742
	PORTUGAL	0	0	50	398
	SUB TOTAL	**834 536**	**1 184 651**	**780 375**	**1 186 990 ***
4005911000	**NATURAL GUMS,IN PLATES, SHEETS, & STRIP**				
62119	JAPAN	87	3 911	84	3 577
	HONG KONG	4 057	124 013	6 230	179 036
	CHINA	693	13 983	0	0
	THAILAND	0	0	17 800	51 664
	SINGAPORE	4 797	8 979	0	0
	PHILIPPINES	73	6 943	0	0

http://www.bps.go.id

HS / SITC	COMMODITY DESCRIPTION / COUNTRY OF ORIGIN	JANUARY - DECEMBER 2015		JANUARY - DECEMBER 2016	
		NET WEIGHT (KG)	CIF VALUE (US$)	NET WEIGHT (KG)	CIF VALUE (US$)
	MALAYSIA	47 534	155 852	6 519	18 905
	UNITED STATES	257	7 531	279	7 756
	GERMANY, FED. REP. OF	0	0	10	736
	AUSTRIA	5 096	122 727	2 821	50 682
	SUB TOTAL	**62 594**	**443 939**	**33 743**	**312 356 ***
4005919000	**OTHER COMPOUNDED RUBBER,UNVULCANISED,INPLATES, SHEETS, & STRIP**				
62119	JAPAN	144 860	536 257	224 140	789 088
	HONG KONG	17 466	37 281	117	2 661
	KOREA, REPUBLIC OF	99 763	164 718	43 279	93 830
	TAIWAN	452 853	815 315	832 865	1 319 015
	CHINA	154 662	340 588	155 461	321 977
	THAILAND	1 690 772	5 581 015	412 338	1 764 279
	SINGAPORE	14 977	423 597	16 936	309 799
	MALAYSIA	14 245	94 596	101 963	289 097
	VIET NAM	45	1 910	40 225	69 070
	INDIA	923	841	0	0
	KENYA	0	0	1	178
	SOUTH AFRICA	9 411	57 699	28 720	244 153
	AUSTRALIA	287	9 520	994	13 060
	SAMOA	0	0	12 000	21 560
	UNITED STATES	675 307	5 153 073	426 073	3 432 727
	BRAZIL	43 307	291 128	31 653	198 912
	UNITED KINGDOM	361	1 260	0	0
	NETHERLANDS	0	0	321	4 868
	GERMANY, FED. REP. OF	28 685	281 422	27 219	354 664
	AUSTRIA	6 765	133 775	3 865	59 865
	BELGIUM	0	0	26	210
	SWITZERLAND	6	2 633	0	0
	ITALY	2 323	81 965	2 321	80 912
	POLAND	0	0	503	9 091
	RUSSIA FEDERATION	0	0	16 982	43 337
	SUB TOTAL	**3 357 018**	**14 008 593**	**2 378 002**	**9 422 353 ***
4005991000	**OTHER COMPOUNDED RUBBER,UNVULCANISED,INLATEX FORM**				
62119	JAPAN	12 315	98 596	7 782	69 010
	CHINA	0	0	51	242
	SINGAPORE	841	710	0	0
	MALAYSIA	0	0	8 520	9 572
	INDIA	0	0	100	244
	GERMANY, FED. REP. OF	0	0	5	424
	ITALY	1	9	0	0
	SPAIN	0	0	3	69
	SUB TOTAL	**13 157**	**99 315**	**16 461**	**79 561 ***
4005999000	**OTHER COMPOUNDED RUBBER,UNVULCANISED,INOTHER FORM**				
62119	JAPAN	42 541	497 570	38 636	574 193
	HONG KONG	536	348 141	58 598	348 156
	KOREA, REPUBLIC OF	28 021	126 217	136 611	288 994
	TAIWAN	17 046	100 922	42 324	270 853
	CHINA	129 806	584 559	224 588	1 112 169
	THAILAND	14 401	147 797	12 682	80 068
	SINGAPORE	26 894	119 683	15 254	65 527
	MALAYSIA	1 228	6 936	1 312	6 040
	VIET NAM	100 141	454 623	495 792	2 324 198
	INDIA	3 768	23 777	3 550	17 921
	INDONESIA	9	2	0	0
	AUSTRALIA	1 404	5 969	0	0
	UNITED STATES	684 183	719 711	482 947	316 166
	CANADA	0	0	75	201
	BRAZIL	183	3 101	0	0
	UNITED KINGDOM	271 905	67 857	5 400	20 720
	NETHERLANDS	716 906	332 315	451 924	276 458
	FRANCE	0	0	824	75 578
	GERMANY, FED. REP. OF	64 773	243 857	12 003	125 702
	AUSTRIA	550	3 488	316	3 838
	BELGIUM	469 049	198 682	65 834	32 497
	ITALY	90 738	269 057	11 404	43 759
	SPAIN	0	0	101	2 175

http://www.bps.go.id

HS / SITC	COMMODITY DESCRIPTION / COUNTRY OF ORIGIN	JANUARY - DECEMBER 2015		JANUARY - DECEMBER 2016	
		NET WEIGHT (KG)	CIF VALUE (US$)	NET WEIGHT (KG)	CIF VALUE (US$)
	POLAND	4 082	89 942	0	0
	SUB TOTAL	**2 668 164**	**4 344 206**	**2 060 175**	**5 985 213 ***
4006100000	**"CAMEL-BACK" STRIP FOR RETREADING RUBBER TYRES, UNVULCANISED**				
62121	CHINA	269 355	252 959	129 845	84 482
	MALAYSIA	204 401	281 407	85 693	155 240
	NEW ZEALAND	0	0	53	342
	FRANCE	1	232	0	0
	SUB TOTAL	**473 757**	**534 598**	**215 591**	**240 064 ***
4006901000	**NATURAL GUMS; UNVULCANISED**				
62129	JAPAN	787	41 338	1 316	56 217
	TAIWAN	0	0	7 125	8 621
	CHINA	7 518	6 417	1 477	12 068
	AUSTRALIA	33	233	0	0
	UNITED STATES	3	25	18 609	65 131
	UNITED KINGDOM	0	0	2	58
	ITALY	38	2 075	0	0
	SUB TOTAL	**8 379**	**50 088**	**28 529**	**142 095 ***
4006909000	**OTH FORMS & ARTICLES OF UNVULCANISEDRUBBERS**				
62129	JAPAN	33 681	539 977	16 627	230 248
	HONG KONG	14 336	707 920	2 992	94 802
	KOREA, REPUBLIC OF	13 056	171 313	14 348	126 182
	TAIWAN	54 503	279 660	52 030	291 351
	CHINA	112 155	1 399 991	186 621	2 030 596
	THAILAND	32 570	176 360	18 026	171 427
	SINGAPORE	26 163	115 804	350	5 795
	PHILIPPINES	16 061	134 395	13 359	115 397
	MALAYSIA	3 565	43 458	8 450	34 859
	VIET NAM	332 500	125 483	267 790	138 495
	INDIA	34	817	8 346	18 597
	AUSTRALIA	4 455	55 501	1 374	24 581
	UNITED STATES	13 362	429 080	28 522	733 807
	CANADA	0	0	3	400
	MEXICO	44	1 788	82	2 959
	BRAZIL	5 228	89 825	598	10 914
	UNITED KINGDOM	218	9 845	316	8 902
	NETHERLANDS	6 393	40 328	74	3 575
	FRANCE	100	4 984	36	282
	GERMANY, FED. REP. OF	985	30 734	2 604	45 812
	AUSTRIA	181	6 119	107	4 727
	BELGIUM	6	254	23	1 574
	SWITZERLAND	0	0	2	44
	NORWAY	2	992	0	0
	ITALY	118 101	115 240	341	14 251
	GREECE	0	0	2	15
	HUNGARY	908	7 760	905	8 418
	POLAND	0	0	1 331	16 105
	SLOVENIA	0	0	20	466
	SUB TOTAL	**788 607**	**4 487 628**	**625 279**	**4 134 581 ***
4007000000	**VULCANISED RUBBER THREAD & CORD.**				
62131	JAPAN	198 965	3 156 373	298 236	3 840 675
	HONG KONG	21 411	146 479	12 011	34 336
	KOREA, REPUBLIC OF	19 927	216 638	79 100	558 966
	TAIWAN	31 150	56 952	307	3 483
	CHINA	91 935	681 597	194 284	1 377 962
	THAILAND	3 200 805	5 234 770	4 105 179	6 498 105
	SINGAPORE	7 026	139 600	5 407	56 016
	MALAYSIA	3 019 284	6 717 938	2 735 878	5 408 710
	VIET NAM	4 063	71 913	6 476	160 802
	INDIA	20	70	0	0
	NETHERLANDS	2	77	28	958
	FRANCE	0	0	94	1 504
	GERMANY, FED. REP. OF	0	0	1	12
	BELGIUM	16	2 408	0	0
	ITALY	6	1 105	0	0
	SUB TOTAL	**6 594 610**	**16 425 920**	**7 437 001**	**17 941 529 ***

http://www.bps.go.id

HS / SITC	COMMODITY DESCRIPTION / COUNTRY OF ORIGIN	JANUARY - DECEMBER 2015		JANUARY - DECEMBER 2016	
		NET WEIGHT (KG)	CIF VALUE (US$)	NET WEIGHT (KG)	CIF VALUE (US$)
4008111000	**PLATES,SHEET&STRIP OF CELL. RUBBER;THICK<=5MM;LINED W/ ONE SIDE TEXTILE FABRIC**				
62132	JAPAN	2 254	12 902	2 568	34 568
	HONG KONG	68	879	902	3 468
	KOREA, REPUBLIC OF	2 442	23 651	2 781	33 003
	TAIWAN	3 988	25 850	5	110
	CHINA	401 749	1 097 230	252 459	628 882
	THAILAND	2 225	14 996	219	979
	SINGAPORE	64 966	101 869	108 028	428 787
	MALAYSIA	81 446	93 980	43 803	29 073
	VIET NAM	0	0	97	10 232
	SRI LANKA	0	0	77	344
	UNITED STATES	9 403	129 713	0	0
	UNITED KINGDOM	0	0	10 621	21 022
	NETHERLANDS	11	715	0	0
	GERMANY, FED. REP. OF	0	0	347	2 207
	ITALY	0	0	11	671
	SPAIN	362	2 944	0	0
	CROATIA	3	147	0	0
	SUB TOTAL	**568 917**	**1 504 876**	**421 918**	**1 193 346 ***
4008112000	**FLOOR TILES AND WALL TILES OF CELLULARRUBBER**				
62132	JAPAN	2	65	1	121
	KOREA, REPUBLIC OF	0	0	20 361	14 745
	CHINA	64	279	1	1
	SINGAPORE	0	0	189	1 071
	MALAYSIA	108 217	261 367	69 899	126 001
	CANADA	0	0	1	9
	UNITED KINGDOM	57 497	65 814	0	0
	SUB TOTAL	**165 780**	**327 525**	**90 452**	**141 948 ***
4008119000	**OTHER PLATES, SHEETS & STRIP OF CELLULAR RUBBER**				
62132	JAPAN	52 559	584 949	65 703	989 147
	HONG KONG	79	1 801	3 041	24 404
	KOREA, REPUBLIC OF	357 530	762 064	403 476	839 225
	TAIWAN	1 377	16 108	79	544
	CHINA	175 182	952 202	317 395	1 649 076
	THAILAND	143 065	760 001	45 671	243 366
	SINGAPORE	11 883	127 015	31 414	415 093
	MALAYSIA	343 712	935 333	177 186	415 679
	VIET NAM	2	7	1	12
	INDIA	82 923	556 304	95 729	635 932
	SRI LANKA	17 530	63 403	30 999	110 907
	AUSTRALIA	358	3 408	7	160
	UNITED STATES	21 751	122 654	19 571	140 647
	CANADA	1	5	0	0
	UNITED KINGDOM	24	661	1 294	17 771
	NETHERLANDS	40 533	384 808	23 732	222 341
	GERMANY, FED. REP. OF	39 948	272 963	40 253	346 971
	AUSTRIA	98	1 036	23	455
	BELGIUM	1 141 195	2 931 256	806 573	1 606 335
	DENMARK	1	26	2	68
	SWEDEN	23 103	52 388	9	98
	IRELAND	0	0	14	252
	ITALY	19 951	641 831	15 292	487 266
	SPAIN	163 640	433 471	85 840	163 684
	HUNGARY	0	0	46	277
	CROATIA	3	46	0	0
	CZECH REPUBLIC	1	2	5	60
	SUB TOTAL	**2 636 449**	**9 603 742**	**2 163 355**	**8 309 770 ***
4008190000	**OTHER FORMS OF CELLULAR RUBBER**				
62132	JAPAN	8 204	100 422	12 314	165 582
	HONG KONG	284	5 556	7 114	67 947
	KOREA, REPUBLIC OF	34 720	443 549	88 290	983 300
	TAIWAN	33 559	102 896	54 168	85 251
	CHINA	53 855	185 617	89 166	333 981
	THAILAND	1 372	19 935	20 112	206 798
	SINGAPORE	41 909	291 888	64 262	332 077
	PHILIPPINES	457	4 291	0	0
	MALAYSIA	145 375	579 841	163 947	633 709

http://www.bps.go.id

HS / SITC	COMMODITY DESCRIPTION / COUNTRY OF ORIGIN	JANUARY - DECEMBER 2015		JANUARY - DECEMBER 2016	
		NET WEIGHT (KG)	CIF VALUE (US$)	NET WEIGHT (KG)	CIF VALUE (US$)
	VIET NAM	56 324	498 313	49 232	458 766
	INDIA	2 995	42 392	3 441	36 950
	AUSTRALIA	18 291	133 179	2 764	34 925
	UNITED STATES	23 578	129 744	7 565	137 036
	CANADA	0	0	2	60
	BRAZIL	2	50	0	0
	UNITED KINGDOM	5	181	6	173
	NETHERLANDS	2	4	2	4
	FRANCE	123	384	2	85
	GERMANY, FED. REP. OF	1 239	16 746	4 367	24 283
	AUSTRIA	1	55	0	0
	BELGIUM	287	21 686	3 058	64 411
	SWEDEN	4	272	18	1 134
	FINLAND	0	0	1	3
	ITALY	252	5 205	259	6 216
	SPAIN	4 440	17 943	0	0
	POLAND	2	564	0	0
	SLOVAKIA	8	1 386	0	0
	SLOVENIA	0	0	2	81
	SUB TOTAL	**427 288**	**2 602 099**	**570 092**	**3 572 772 ***
4008211000	**PLATE,SHEET&STRIP NON-CELL. RUBBER;THICK<=5MM;LINED W/ ONE SIDE TEXTILE FABRIC**				
62133	JAPAN	43 020	1 080 221	44 653	1 329 186
	HONG KONG	64	742	0	0
	KOREA, REPUBLIC OF	42 518	294 542	14 563	118 457
	TAIWAN	0	0	405	292
	CHINA	134 954	4 896 216	76 470	2 509 146
	SINGAPORE	202	190	2 843	36 619
	MALAYSIA	2 175	65 941	1 469	9 900
	CAMBODIA	28 023	1 769 972	53 523	3 486 566
	VIET NAM	3	25	1 301	12 576
	SAMOA	0	0	1	5
	UNITED STATES	0	0	1	63
	UNITED KINGDOM	314	22 467	718	9 804
	NETHERLANDS	893	5 841	13 569	20 708
	GERMANY, FED. REP. OF	0	0	74 802	42 656
	SWITZERLAND	887	3 345	0	0
	ITALY	9 205	13 105	2 479	6 781
	SUB TOTAL	**262 258**	**8 152 607**	**286 797**	**7 582 759 ***
4008212000	**FLOOR TILES AND WALL TILES OF NON-CELLULAR RUBBER**				
62133	JAPAN	610	12 537	225	5 768
	KOREA, REPUBLIC OF	0	0	42	801
	CHINA	337	8 736	370	1 634
	SINGAPORE	0	0	3	27
	GERMANY, FED. REP. OF	25	903	0	0
	SUB TOTAL	**972**	**22 176**	**640**	**8 230 ***
4008219000	**OTHER PLATES, SHEETS, & STRIP OFNON-CELLULAR RUBBER**				
62133	JAPAN	42 512	437 842	33 201	443 645
	HONG KONG	680	5 551	269	9 610
	KOREA, REPUBLIC OF	37 737	393 854	37 898	450 698
	TAIWAN	31 547	217 972	6 889	93 635
	CHINA	376 595	1 555 490	466 355	2 911 567
	THAILAND	2 948	171 324	2 933	185 569
	SINGAPORE	10 147	70 581	6 785	34 362
	MALAYSIA	31 426	130 802	2 433	23 302
	VIET NAM	32 801	85 095	549	907
	INDIA	74 325	295 537	66 258	246 198
	SRI LANKA	56 479	147 460	31 477	72 677
	INDONESIA	0	0	18 900	49 386
	SOUTH AFRICA	0	0	89	1 024
	AUSTRALIA	22 808	428 620	20 874	437 532
	UNITED STATES	6 004	35 793	3 444	53 916
	CANADA	0	0	4	131
	UNITED KINGDOM	3 778	81 294	1 006	27 432
	NETHERLANDS	2	7	0	0
	FRANCE	87	4 432	45	3 470
	GERMANY, FED. REP. OF	38 519	834 989	26 040	641 861
	AUSTRIA	125	1 782	493	7 376

http://www.bps.go.id

HS / SITC	COMMODITY DESCRIPTION / COUNTRY OF ORIGIN	JANUARY - DECEMBER 2015		JANUARY - DECEMBER 2016	
		NET WEIGHT (KG)	CIF VALUE (US$)	NET WEIGHT (KG)	CIF VALUE (US$)
	BELGIUM	1 463	77 695	7 223	134 485
	SWITZERLAND	23	4 627	7	4 313
	DENMARK	2	40	1	11
	SWEDEN	3	29	7	17
	FINLAND	0	0	32	679
	ITALY	4 169	51 045	888	24 701
	SPAIN	0	0	2 622	15 757
	HUNGARY	134	1 394	106	6 449
	POLAND	5	369	0	0
	SLOVENIA	7 641	177 224	6 557	150 689
	SUB TOTAL	**781 960**	**5 210 848**	**743 385**	**6 031 399 ***
4008290000	**OTHER FORMS OF NON-CELLULAR RUBBER**				
62133	JAPAN	220 246	2 064 478	298 304	1 834 587
	HONG KONG	2 895	135 500	3 775	282 045
	KOREA, REPUBLIC OF	9 233	98 807	8 469	80 763
	TAIWAN	51 677	877 016	30 845	615 726
	CHINA	288 752	829 976	345 349	723 187
	THAILAND	5 602	758 025	9 172	906 534
	SINGAPORE	6 278	61 224	32 953	114 876
	PHILIPPINES	75	150	2	71
	MALAYSIA	464 090	465 255	149 858	100 358
	MYANMAR	0	0	11	106
	CAMBODIA	14	163	0	0
	VIET NAM	5 032	170 514	10 216	414 751
	INDIA	1 533	6 780	6	42
	PAKISTAN	0	0	141	4 285
	TURKEY	476	1 868	3	5
	SOUTH AFRICA	1	59	86	1 027
	AUSTRALIA	1 470	53 180	731	13 655
	UNITED STATES	2 478	100 534	1 787	84 075
	CANADA	1	77	0	0
	MEXICO	2	190	0	0
	HONDURAS	0	0	4	266
	BRAZIL	74	1 080	5	242
	UNITED KINGDOM	944	6 472	110	58 660
	NETHERLANDS	5	2 011	301	4 586
	FRANCE	151	28 104	2 789	145 319
	GERMANY, FED. REP. OF	3 081	46 407	15 651	176 295
	AUSTRIA	8	536	39	694
	BELGIUM	23	712	1	1
	SWITZERLAND	33	1 658	26	928
	NORWAY	0	0	3	1 239
	SWEDEN	8	907	6	1 157
	FINLAND	2	41	21	444
	ITALY	700	8 246	343	2 610
	SPAIN	20	83	34	3 106
	GREECE	1	133	0	0
	HUNGARY	2	104	0	0
	ROMANIA	0	0	3	1 144
	CROATIA	0	0	2	29
	SLOVAKIA	4	152	0	0
	SUB TOTAL	**1 064 911**	**5 720 442**	**911 046**	**5 572 813 ***
4009110000	**TUBE,PIPE & HOSE,NOT REINFORCED/COMBINED W/ OTH MATERIAL WITHOUT FITTINGS**				
62141	JAPAN	83 087	961 362	52 898	784 193
	HONG KONG	266	2 826	3 619	14 080
	KOREA, REPUBLIC OF	1 318	4 922	4 180	42 612
	TAIWAN	388	3 281	342	5 771
	CHINA	338 772	1 443 883	725 022	2 096 772
	THAILAND	190 079	910 313	146 208	630 502
	SINGAPORE	32 427	570 730	41 340	630 539
	PHILIPPINES	2 001	12 551	3 268	20 678
	MALAYSIA	726 711	1 858 531	1 069 618	2 343 385
	VIET NAM	0	0	57	252
	INDIA	6	159	1 211	6 423
	INDONESIA	1 329	7 780	0	0
	TURKEY	150 633	507 809	81 141	348 557
	AUSTRALIA	2 811	19 920	2 082	31 373
	UNITED STATES	4 611	74 949	599	17 442
	CANADA	3	1 357	0	0

http://www.bps.go.id

HS / SITC	COMMODITY DESCRIPTION / COUNTRY OF ORIGIN	JANUARY - DECEMBER 2015		JANUARY - DECEMBER 2016	
		NET WEIGHT (KG)	CIF VALUE (US$)	NET WEIGHT (KG)	CIF VALUE (US$)
	MEXICO	4	94	2	51
	BRAZIL	0	0	130	218
	BOLIVIA	8	169	0	0
	UNITED KINGDOM	135	732	297	4 261
	NETHERLANDS	53	1 727	86	984
	FRANCE	688	15 201	116	9 923
	GERMANY, FED. REP. OF	2 527	65 410	2 028	15 999
	AUSTRIA	49	122	392	3 292
	BELGIUM	0	0	39	784
	SWITZERLAND	0	0	7	147
	SWEDEN	28	1 139	280	1 483
	FINLAND	0	0	8	1 112
	ITALY	215	6 272	1 155	7 476
	SPAIN	27 778	134 641	27 868	132 108
	HUNGARY	1	1	0	0
	POLAND	7	356	3	139
	CZECH REPUBLIC	2	23	0	0
	SUB TOTAL	**1 565 937**	**6 606 260**	**2 163 996**	**7 150 556 ***
4009121000	**MINING SLURRY SUCTION&DISCHARGE HOSE,NOT REINFORCE/COMBINE W/ OTH MTL,W/ FITTIN**				
62145	JAPAN	7 342	153 107	5 336	139 993
	KOREA, REPUBLIC OF	257	3 608	425	4 156
	TAIWAN	17	379	0	0
	CHINA	14 626	156 388	4 494	27 792
	THAILAND	13 623	11 226	836	10 782
	SINGAPORE	310 707	367 028	207 341	149 221
	MALAYSIA	454	901	161 428	17 924
	INDIA	54	1 806	0	0
	TURKEY	0	0	95	2 581
	UNITED ARAB EMIRATES	7	180	0	0
	AUSTRALIA	1 138	20 687	1 538	29 044
	UNITED STATES	4 594	99 888	259	6 229
	UNITED KINGDOM	10	1 008	26	1 085
	NETHERLANDS	1	42	0	0
	FRANCE	0	0	36	1 781
	GERMANY, FED. REP. OF	102	12 380	188	13 290
	AUSTRIA	0	0	1	58
	BELGIUM	0	0	509	3 279
	DENMARK	8	513	27	300
	SWEDEN	105	5 653	0	0
	FINLAND	250	3 597	438	2 570
	ITALY	22	431	2	52
	SPAIN	47	819	0	0
	SLOVAKIA	4	66	0	0
	CZECH REPUBLIC	0	0	27	307
	SUB TOTAL	**353 368**	**839 707**	**383 006**	**410 444 ***
4009129000	**OTH TUBES,PIPES & HOSES, NOT REINFORCED/COMBINED W/ OTH MTRL WITH FITTINGS**				
62145	JAPAN	26 401	292 174	22 220	276 878
	HONG KONG	0	0	94	1 187
	KOREA, REPUBLIC OF	143	633	0	0
	TAIWAN	37	3 220	26 824	195 089
	CHINA	42 768	124 835	49 826	246 233
	THAILAND	69 212	672 394	431	16 089
	SINGAPORE	22 455	534 879	14 397	274 516
	MALAYSIA	697	23 591	455	31 002
	MYANMAR	2 663	12 144	0	0
	BRUNEI DARUSSALAM	52	146	0	0
	INDIA	11	154	1 059	15 541
	UNITED ARAB EMIRATES	7	569	0	0
	AUSTRALIA	91	5 746	221	6 528
	UNITED STATES	1 337	103 594	500	20 856
	CANADA	19	1 941	0	0
	UNITED KINGDOM	249	35 860	76	1 611
	NETHERLANDS	202	6 508	66	2 205
	FRANCE	208	9 860	47	12 115
	GERMANY, FED. REP. OF	503	18 758	457	11 803
	BELGIUM	677	13 005	1 577	17 700
	SWITZERLAND	10	2 109	59	9 853
	DENMARK	0	0	3	493
	NORWAY	293	7 444	0	0

http://www.bps.go.id

HS / SITC	COMMODITY DESCRIPTION / COUNTRY OF ORIGIN	JANUARY - DECEMBER 2015		JANUARY - DECEMBER 2016	
		NET WEIGHT (KG)	CIF VALUE (US$)	NET WEIGHT (KG)	CIF VALUE (US$)
	SWEDEN	409	3 414	534	5 526
	ITALY	16	1 989	81	5 486
	SPAIN	0	0	4	32
	CZECH REPUBLIC	7	298	78	1 346
	SUB TOTAL	**168 467**	**1 875 265**	**119 009**	**1 152 089 ***
4009211000	**MINING SLURRY SUCTION&DISCHARGE HOSE,REINFORCE/COMBINE W/ OTH MTL,W/O FITTIN**				
62142	HONG KONG	0	0	119	313
	TAIWAN	11 831	12 519	0	0
	CHINA	45 866	138 024	1 624	7 433
	THAILAND	15	1 249	0	0
	SINGAPORE	48	3 844	0	0
	PHILIPPINES	12	2 622	0	0
	MALAYSIA	6 110	40 143	4 166	51 379
	INDIA	0	0	159	875
	AUSTRALIA	2 197	38 021	2 419	28 609
	UNITED STATES	130	5 932	4	166
	UNITED KINGDOM	12	1 877	0	0
	FRANCE	80	1 785	278	3 141
	GERMANY, FED. REP. OF	16	1 531	32	723
	BELGIUM	0	0	13	122
	DENMARK	2	961	0	0
	ITALY	2 597	73 400	0	0
	CZECH REPUBLIC	3	543	0	0
	SUB TOTAL	**68 919**	**322 451**	**8 814**	**92 761 ***
4009219000	**OTH TUBE,PIPE & HOSE,REINFORCED/COMBINED W/ OTH MATERIALS W/O FITTINGS**				
62142	JAPAN	448 911	2 067 701	149 422	776 579
	HONG KONG	152	10 529	3 472	6 335
	KOREA, REPUBLIC OF	194 281	425 153	75 295	428 847
	TAIWAN	4 143	56 477	2 493	27 489
	CHINA	1 538 045	2 771 293	1 638 297	3 559 097
	THAILAND	281 541	451 321	143 572	397 379
	SINGAPORE	207 972	1 638 480	331 922	1 291 526
	PHILIPPINES	0	0	1	10
	MALAYSIA	276 754	5 282 767	233 183	3 689 168
	BRUNEI DARUSSALAM	19 464	128 733	0	0
	VIET NAM	0	0	138	1 606
	INDIA	210 376	1 043 725	90 164	536 317
	SRI LANKA	376	567	0	0
	INDONESIA	6 265	28 145	1	92
	TURKEY	112 196	382 218	42 242	206 782
	SEYCHELLES	0	0	5	158
	SAO TOME AND PRINCIPE	27	53	0	0
	SOUTH AFRICA	0	0	45	5 962
	AUSTRALIA	20 406	326 968	31 400	681 260
	NEW ZEALAND	1	23	0	0
	UNITED STATES	121 981	1 675 791	138 028	2 473 653
	CANADA	203	14 408	234	13 758
	MEXICO	71	1 459	1 822	17 181
	BRAZIL	854	6 099	8	248
	BOLIVIA	6	189	1	4
	UNITED KINGDOM	3 244	111 392	957	35 505
	NETHERLANDS	7 086	39 513	60 087	59 098
	FRANCE	561	13 257	540	15 517
	GERMANY, FED. REP. OF	55 509	381 914	90 454	653 694
	AUSTRIA	300	9 616	503	18 958
	BELGIUM	123	695	97	3 612
	SWITZERLAND	126	227	15	1 122
	DENMARK	105	3 568	46	1 541
	NORWAY	77	2 459	225	36 252
	SWEDEN	2 870	86 043	5 056	193 968
	FINLAND	667	44 395	1 600	63 437
	ITALY	72 744	738 198	124 137	884 818
	SPAIN	261	6 350	52	1 660
	PORTUGAL	0	0	4 598	21 985
	HUNGARY	1	2	0	0
	POLAND	977	25 176	1 877	51 575
	ROMANIA	354	10 463	260	8 023
	ESTONIA	14	727	6	507
	CZECH REPUBLIC	474	12 601	928	42 495

http://www.bps.go.id

HS / SITC	COMMODITY DESCRIPTION / COUNTRY OF ORIGIN	JANUARY - DECEMBER 2015		JANUARY - DECEMBER 2016	
		NET WEIGHT (KG)	CIF VALUE (US$)	NET WEIGHT (KG)	CIF VALUE (US$)
	SERBIA	0	0	1	29
	SUB TOTAL	**3 589 518**	**17 798 695**	**3 173 184**	**16 207 247 ***
4009221000	**MINING SLURRY SUCTION&DISCHARGE HOSE,REINFORCE/COMBINE W/ OTH METAL,W/ FITTI**				
62145	JAPAN	0	0	2	634
	KOREA, REPUBLIC OF	0	0	9 041	21 249
	CHINA	58 727	295 793	247 698	142 111
	SINGAPORE	832	25 999	3 701	63 000
	MALAYSIA	530	1 885	75	814
	TURKEY	0	0	2	58
	AUSTRALIA	0	0	94	1 763
	UNITED STATES	1 009	16 344	15	754
	CANADA	0	0	317	7 679
	UNITED KINGDOM	4 841	134 276	0	0
	FRANCE	0	0	4	112
	GERMANY, FED. REP. OF	1	124	214	6 540
	BELGIUM	0	0	15	1 201
	SWEDEN	0	0	728	13 711
	ITALY	0	0	11	733
	SUB TOTAL	**65 940**	**474 421**	**261 917**	**260 359 ***
4009229000	**OTH TUBE,PIPE & HOSE,REINFORCED/COMBINED W/ OTH MATERIALS W/ FITTINGS**				
62145	JAPAN	242 858	3 005 341	186 276	2 844 875
	HONG KONG	52	871	30	746
	KOREA, REPUBLIC OF	59 424	551 978	18 079	204 419
	TAIWAN	31 391	33 103	5 781	21 548
	CHINA	732 014	3 347 156	665 702	2 898 462
	THAILAND	22 208	153 533	28 024	81 751
	SINGAPORE	28 462	390 505	19 096	183 934
	PHILIPPINES	1	1	0	0
	MALAYSIA	2 083	50 333	4 640	71 151
	VIET NAM	10 691	93 652	5	276
	INDIA	637	25 499	2 399	25 400
	BANGLADESH	0	0	1	2
	INDONESIA	12 490	146 963	273	7 904
	TURKEY	1 152	30 406	8 683	22 655
	NIGERIA	2	237	0	0
	AUSTRALIA	10 459	278 755	21 622	621 933
	NEW ZEALAND	1	7	2	431
	UNITED STATES	24 122	642 295	23 237	682 303
	CANADA	3 267	55 993	1 811	52 528
	MEXICO	74	2 463	144	3 633
	ARGENTINA	2	82	0	0
	BRAZIL	70	1 337	102	2 672
	BOLIVIA	0	0	1	9
	UNITED KINGDOM	13 128	332 840	1 686	46 568
	NETHERLANDS	1 918	25 384	1 709	9 886
	FRANCE	2 594	59 466	1 805	47 889
	GERMANY, FED. REP. OF	10 542	216 316	19 835	264 668
	AUSTRIA	213	10 654	130	5 706
	BELGIUM	765	14 133	414	25 838
	SWITZERLAND	184	3 540	165	16 355
	DENMARK	329	22 283	18	263
	NORWAY	128	1 837	978	29 075
	SWEDEN	5 754	162 249	6 719	275 516
	FINLAND	26	1 079	14	271
	ITALY	4 438	79 171	3 611	74 760
	SPAIN	244	7 504	377	5 504
	PORTUGAL	7	247	4	158
	GREECE	0	0	16	408
	HUNGARY	76	1 243	177	5 197
	POLAND	1 078	21 622	994	26 627
	ROMANIA	91	1 441	55	700
	LITHUANIA	6	101	0	0
	LATVIA	1	12	0	0
	ESTONIA	15	195	0	0
	MALTA	0	0	2	53
	CZECH REPUBLIC	1 136	27 287	728	17 397
	RUSSIA FEDERATION	0	0	63	1 116
	SUB TOTAL	**1 224 133**	**9 799 114**	**1 025 408**	**8 580 587 ***

http://www.bps.go.id

HS / SITC	COMMODITY DESCRIPTION / COUNTRY OF ORIGIN	JANUARY - DECEMBER 2015		JANUARY - DECEMBER 2016	
		NET WEIGHT (KG)	CIF VALUE (US$)	NET WEIGHT (KG)	CIF VALUE (US$)
4009311000	**MINING SLURRY SUCTION&DISCHARGE HOSE,REINFORCE/COMBINE W/ TEXTILE,W/O FITTIN**				
62143	JAPAN	1 571	26 525	2 423	17 690
	CHINA	124 287	167 649	171 771	204 968
	THAILAND	16 651	141 100	18 142	160 133
	SINGAPORE	1 684	39 104	1 039	17 303
	MALAYSIA	64	573	13	518
	TURKEY	0	0	1	27
	AUSTRALIA	72	737	728	12 509
	UNITED STATES	166	4 452	33	2 617
	CANADA	2 273	31 877	0	0
	UNITED KINGDOM	49	6 176	8	2 903
	FRANCE	0	0	628	7 094
	GERMANY, FED. REP. OF	73	5 547	775	29 529
	SWEDEN	0	0	36	734
	FINLAND	4	117	42	8 616
	ITALY	387	5 925	22 892	107 579
	SUB TOTAL	**147 281**	**429 782**	**218 531**	**572 220 ***
4009319100	**FUEL HOSES,HEADER HOSES&WATER HOSES,USED ON MOTOR VEHICLES**				
62143	JAPAN	1 215 976	17 590 809	1 143 229	16 773 623
	HONG KONG	292	850	4 671	20 159
	KOREA, REPUBLIC OF	5 031	151 518	6 502	124 772
	TAIWAN	22 633	57 848	741	11 666
	CHINA	302 033	1 901 641	339 969	2 423 387
	THAILAND	288 546	4 067 128	176 831	2 400 204
	SINGAPORE	886	26 210	28 943	1 046 399
	PHILIPPINES	12	1 158	0	0
	MALAYSIA	8 321	356 219	7 000	297 956
	VIET NAM	7 746	99 182	0	0
	INDIA	54 684	371 645	66 488	458 040
	TURKEY	8	318	10	500
	AUSTRALIA	6 147	96 762	4 564	66 786
	UNITED STATES	1 072	39 492	880	41 990
	CANADA	7	102	10	276
	MEXICO	79	1 767	6	138
	BRAZIL	23	1 203	79	896
	UNITED KINGDOM	742	11 731	137	4 677
	NETHERLANDS	2	25	9	331
	FRANCE	7	235	31	762
	GERMANY, FED. REP. OF	6 211	120 512	3 403	58 815
	BELGIUM	4	22	0	0
	SWITZERLAND	30	63	8	20
	NORWAY	1	18	1	74
	SWEDEN	36	839	7	266
	FINLAND	6	229	31	433
	ITALY	7	257	114	2 161
	SPAIN	19	187	119	2 824
	PORTUGAL	84	1 765	253	4 960
	HUNGARY	8	154	19	173
	POLAND	21	423	15	603
	ROMANIA	0	0	2	14
	BULGARIA	1	26	0	0
	SLOVAKIA	1	15	1	10
	CZECH REPUBLIC	56	1 246	79	1 614
	SUB TOTAL	**1 920 732**	**24 901 599**	**1 784 152**	**23 744 529 ***
4009319910	**RUBBER HOSE FOR GAS STOVE, WITHOUTFITTINGS**				
62143	JAPAN	0	0	1	32
	TAIWAN	3 300	14 814	0	0
	CHINA	860	38 148	16 307	23 183
	SINGAPORE	24	1 418	0	0
	AUSTRALIA	0	0	30	633
	UNITED STATES	5	355	0	0
	FRANCE	2	759	0	0
	GERMANY, FED. REP. OF	0	0	50	5 026
	SUB TOTAL	**4 191**	**55 494**	**16 388**	**28 874 ***
4009319990	**OTH TUBE,PIPE&DISCHARGE HOSE,REINFORCED/COMBINED W/ TEXTILE, WITHOUT FITTING**				
62143	JAPAN	131 815	1 710 783	183 087	1 984 167
	HONG KONG	0	0	12 130	12 850

http://www.bps.go.id

HS / SITC	COMMODITY DESCRIPTION / COUNTRY OF ORIGIN	JANUARY - DECEMBER 2015		JANUARY - DECEMBER 2016	
		NET WEIGHT (KG)	CIF VALUE (US$)	NET WEIGHT (KG)	CIF VALUE (US$)
	KOREA, REPUBLIC OF	698	15 149	3 787	42 499
	TAIWAN	2 604	26 438	16 737	46 717
	CHINA	202 410	586 976	407 165	784 811
	THAILAND	36 735	280 687	171 517	450 613
	SINGAPORE	78 953	558 367	197 684	516 222
	PHILIPPINES	1	3	0	0
	MALAYSIA	70 162	167 722	37 118	107 372
	VIET NAM	7 092	55 464	14 619	180 010
	INDIA	2 419	41 310	17 805	85 931
	TURKEY	150	6 078	1 764	11 542
	SOUTH AFRICA	8	364	0	0
	AUSTRALIA	856	11 973	265	3 597
	UNITED STATES	2 793	151 197	2 462	71 131
	CANADA	91	1 815	202	4 619
	MEXICO	277	6 449	270	8 494
	BRAZIL	53	1 421	81	2 610
	BOLIVIA	20	458	27	859
	UNITED KINGDOM	602	16 279	1 242	24 550
	NETHERLANDS	11	1 274	0	0
	FRANCE	12	419	265	4 767
	GERMANY, FED. REP. OF	8 720	119 652	14 097	140 480
	AUSTRIA	0	0	17	335
	BELGIUM	173	3 059	89	2 825
	SWITZERLAND	0	0	23	610
	NORWAY	0	0	5	132
	SWEDEN	144	7 572	361	1 376
	FINLAND	82	8 947	202	4 516
	ITALY	2 987	54 317	6 113	37 950
	SPAIN	10	158	119	765
	PORTUGAL	181	3 208	102	1 971
	HUNGARY	16	229	15	165
	POLAND	27	416	24	422
	ROMANIA	30	537	205	4 238
	SLOVAKIA	10	87	4	29
	SLOVENIA	1	6	0	0
	CZECH REPUBLIC	39	449	121	6 689
	SUB TOTAL	**550 182**	**3 839 263**	**1 089 724**	**4 545 864 ***
4009321000	**MINING SLURRY SUCTION&DISCHARGE HOSE,REINFORCE/COMBINE W/ TEXTILE,W/ FITTING**				
62145	JAPAN	63	2 150	0	0
	CHINA	14 647	181 149	70 723	178 679
	SINGAPORE	270	3 325	14	1 557
	TURKEY	0	0	104	932
	AUSTRALIA	26	2 046	0	0
	TOKELAU	0	0	171	970
	UNITED STATES	1 118	27 775	16	1 140
	CANADA	39	806	112	2 230
	UNITED KINGDOM	0	0	21	481
	GERMANY, FED. REP. OF	163	525	190	4 439
	BELGIUM	9	335	0	0
	SWITZERLAND	0	0	39	1 376
	ITALY	0	0	8	95
	SUB TOTAL	**16 335**	**218 111**	**71 398**	**191 899 ***
4009329010	**RUBBER HOSE FOR GAS STOVE, WITH FITTINGS**				
62145	KOREA, REPUBLIC OF	6	68	0	0
	CHINA	30 880	31 323	2 346	10 728
	SINGAPORE	54	183	34	1 937
	MALAYSIA	73	791	18	1 429
	INDIA	6 404	12 795	0	0
	UNITED ARAB EMIRATES	0	0	4	690
	GERMANY, FED. REP. OF	0	0	48	2 688
	BELGIUM	0	0	74	4 239
	SUB TOTAL	**37 417**	**45 160**	**2 524**	**21 711 ***
4009329090	**OTH TUBE,PIPE&DISCHARGE HOSE,REINFORCED/COMBINED W/ TEXTILE, WITH FITTING**				
62145	JAPAN	235 440	2 893 020	250 537	2 990 017
	KOREA, REPUBLIC OF	310	3 836	4 487	59 357
	TAIWAN	1 568	26 469	12 101	53 927
	CHINA	11 441	40 468	15 250	47 106

http://www.bps.go.id

HS / SITC	COMMODITY DESCRIPTION / COUNTRY OF ORIGIN	JANUARY - DECEMBER 2015		JANUARY - DECEMBER 2016	
		NET WEIGHT (KG)	CIF VALUE (US$)	NET WEIGHT (KG)	CIF VALUE (US$)
	THAILAND	26 674	233 984	46 644	361 156
	SINGAPORE	2 451	39 020	4 779	177 672
	MALAYSIA	2 688	23 462	722	3 773
	INDIA	65	648	9	92
	INDONESIA	61	433	141	1 179
	TURKEY	0	0	23	624
	UNITED ARAB EMIRATES	234 306	54 792	0	0
	AUSTRALIA	8 711	151 973	5 363	155 723
	UNITED STATES	16 491	353 664	12 937	224 459
	CANADA	4	499	36	1 376
	MEXICO	6	182	60	1 457
	BRAZIL	97	1 902	1 061	10 403
	BOLIVIA	1	8	31	779
	UNITED KINGDOM	215	8 926	360	12 144
	NETHERLANDS	56	3 492	10	1 771
	FRANCE	72	3 932	58	6 342
	GERMANY, FED. REP. OF	10 884	80 399	16 413	135 804
	AUSTRIA	61	900	59	3 459
	BELGIUM	15	1 963	38	2 836
	SWITZERLAND	0	0	7	237
	SWEDEN	151	292	101	2 548
	FINLAND	0	0	1	15
	ITALY	921	16 862	291	7 284
	SPAIN	11	223	51	714
	HUNGARY	28	496	20	296
	POLAND	95	2 487	133	3 491
	ROMANIA	10	266	3	55
	BULGARIA	0	0	2	32
	SLOVENIA	0	0	1	5
	CZECH REPUBLIC	7	94	5	218
	SUB TOTAL	**552 840**	**3 944 692**	**371 734**	**4 266 351 ***
4009410000	**MINING SLURRY SUCTION&DISCHARGE HOSE,REINFORCE/COMBINE W/ OTH MTRL,W/O FITTI**				
62144	JAPAN	208 685	3 039 561	68 056	1 421 408
	HONG KONG	10	21	94	13 495
	KOREA, REPUBLIC OF	19 390	275 644	3 847	24 328
	TAIWAN	30 565	117 215	59 484	176 241
	CHINA	872 254	819 661	445 089	824 253
	THAILAND	463 797	2 510 559	441 304	3 323 947
	SINGAPORE	69 582	595 522	8 734	106 922
	PHILIPPINES	1	81	0	0
	MALAYSIA	137 768	434 129	201 869	504 500
	VIET NAM	9	221	8	186
	INDIA	5 719	52 769	2 340	26 632
	SRI LANKA	64	92	0	0
	INDONESIA	0	0	1	350
	OMAN	0	0	1	141
	TURKEY	30 499	239 866	22 000	420 635
	UNITED ARAB EMIRATES	0	0	5	253
	SWAZILAND	1	18	0	0
	AUSTRALIA	10 491	188 704	10 728	260 025
	UNITED STATES	25 289	555 609	34 564	832 767
	CANADA	1 201	16 592	3 929	51 663
	MEXICO	673	14 155	1 121	25 525
	BRAZIL	51	1 700	175	5 467
	BOLIVIA	0	0	1	13
	UNITED KINGDOM	1 552	32 811	2 488	59 406
	NETHERLANDS	71	116	69	179
	FRANCE	597	16 168	3 760	151 255
	GERMANY, FED. REP. OF	13 272	184 311	2 932	98 761
	AUSTRIA	25 070	122 863	71	5 675
	BELGIUM	91	2 902	91	6 070
	SWITZERLAND	305	11 948	0	0
	DENMARK	7	182	49	756
	NORWAY	410	4 760	11	792
	SWEDEN	153	6 971	266	9 546
	FINLAND	5 090	109 084	6 736	363 603
	ITALY	58 881	385 267	22 343	385 904
	SPAIN	2 051	4 620	1 080	2 580
	HUNGARY	19	223	33	400
	POLAND	43	1 297	49	2 019
	ROMANIA	66	1 460	81	1 907

http://www.bps.go.id

HS / SITC	COMMODITY DESCRIPTION / COUNTRY OF ORIGIN	JANUARY - DECEMBER 2015		JANUARY - DECEMBER 2016	
		NET WEIGHT (KG)	CIF VALUE (US$)	NET WEIGHT (KG)	CIF VALUE (US$)
	BELARUS	0	0	107	608
	ESTONIA	217	6 929	156	4 139
	CZECH REPUBLIC	40	984	7	207
	SUB TOTAL	**1 983 984**	**9 755 015**	**1 343 679**	**9 112 558** *
4009421000	**MINING SLURRY SUCTION&DISCHARGE HOSE,REINFORCE/COMBINE W/ OTH MTRL, W/ FITTI**				
62145	JAPAN	242	33 051	1	12
	HONG KONG	40	855	0	0
	CHINA	6 296	46 916	416	1 775
	THAILAND	2	34	3	579
	SINGAPORE	306 001	1 016 820	2 322	8 410
	INDIA	7 985	69 141	45	2 934
	TURKEY	0	0	12	112
	AUSTRALIA	1 341	13 652	746	14 004
	UNITED STATES	811	25 884	214	6 767
	UNITED KINGDOM	539	697	0	0
	NETHERLANDS	137	688	446	4 692
	GERMANY, FED. REP. OF	34	1 033	318	3 173
	AUSTRIA	0	0	19	648
	BELGIUM	0	0	1	14
	FINLAND	1	50	0	0
	ITALY	46	6 275	0	0
	HUNGARY	1	62	0	0
	CZECH REPUBLIC	3	15	0	0
	SUB TOTAL	**323 479**	**1 215 173**	**4 543**	**43 120** *
4009429000	**OTH TUBE,PIPE & HOSE,REINFORCED/COMBINED W/ OTH MATERIAL, WITH FITTING**				
62145	JAPAN	589 023	14 302 592	876 660	17 029 240
	HONG KONG	43	1 636	1 762	12 950
	KOREA, REPUBLIC OF	70 617	1 063 675	26 863	577 153
	TAIWAN	10 820	17 633	11 590	84 675
	CHINA	955 110	4 847 333	996 075	4 993 418
	THAILAND	391 887	4 141 489	353 694	4 271 194
	SINGAPORE	577 398	4 813 761	151 245	1 674 109
	PHILIPPINES	2	49	3	55
	MALAYSIA	144 564	532 018	52 289	168 195
	VIET NAM	955	46 599	357	3 632
	INDIA	140 773	479 446	36 806	225 639
	PAKISTAN	0	0	1	15
	SRI LANKA	1 019 630	1 538 508	0	0
	INDONESIA	1 576	79 397	4 539	68 830
	IRAN (ISLAMIC REPUBLIC OF)	18	907	0	0
	TURKEY	352	18 576	324	10 180
	UNITED ARAB EMIRATES	0	0	6	229
	TUNISIA	9	271	3	82
	SIERRA LEONE	0	0	9	869
	COTE D'IVOIRE	0	0	6	513
	SOUTH AFRICA	29	1 763	53	1 711
	AUSTRALIA	48 210	614 132	51 711	694 161
	NEW ZEALAND	5	4 327	61	10 982
	UNITED STATES	86 196	2 423 177	38 581	1 385 473
	CANADA	3 772	74 411	16 085	155 637
	MEXICO	1 224	44 835	1 406	59 842
	ARGENTINA	0	0	50	486
	BRAZIL	4 851	49 345	93 070	758 039
	ECUADOR	34	3 460	0	0
	PERU	0	0	1	63
	PUERTO RICO	1	64	0	0
	UNITED KINGDOM	57 786	2 001 797	27 669	1 489 054
	NETHERLANDS	978	59 638	1 998 954	166 187
	FRANCE	57 913	1 903 780	55 368	1 237 069
	GERMANY, FED. REP. OF	80 975	1 892 032	91 013	1 893 325
	AUSTRIA	167	14 923	341	19 192
	BELGIUM	2 600	114 921	1 162	56 997
	SWITZERLAND	981	25 755	624	13 597
	LUXEMBOURG	20	417	0	0
	DENMARK	94	6 166	25	5 655
	NORWAY	313	13 048	104	9 099
	SWEDEN	5 533	183 487	6 349	241 270
	FINLAND	1 824	151 738	1 698	107 040
	IRELAND	84	4 319	0	0

http://www.bps.go.id

HS / SITC	COMMODITY DESCRIPTION / COUNTRY OF ORIGIN	JANUARY - DECEMBER 2015		JANUARY - DECEMBER 2016	
		NET WEIGHT (KG)	CIF VALUE (US$)	NET WEIGHT (KG)	CIF VALUE (US$)
	ITALY	12 680	214 553	26 119	384 257
	SPAIN	371	9 488	211	12 236
	PORTUGAL	467	10 101	351	7 733
	HUNGARY	4 254	172 695	2 267	71 682
	POLAND	2 229	55 900	1 478	47 263
	ROMANIA	88	2 410	267	6 715
	BULGARIA	0	0	498	9 477
	ALBANIA	7	182	7	364
	ESTONIA	53	5 502	3	157
	GEORGIA	0	0	5	193
	CROATIA	0	0	1	41
	SLOVAKIA	31	428	24	2 056
	SLOVENIA	1	194	0	0
	CZECH REPUBLIC	1 646	48 489	1 943	65 844
	MONTENEGRO	0	0	2	339
	SUB TOTAL	**4 278 194**	**41 991 367**	**4 929 733**	**38 034 214 ***
4010110000	**CONVEYOR BELTS/BELTING,REINFORCED WITHMETAL**				
62922	JAPAN	227 971	1 503 432	858 753	4 682 338
	HONG KONG	1 631	49 088	1 183	9 596
	KOREA, REPUBLIC OF	36 491	28 366	76 304	202 301
	TAIWAN	8 311	140 341	4 706	19 441
	CHINA	821 308	2 639 914	629 719	1 613 609
	THAILAND	46 049	461 593	27 939	426 009
	SINGAPORE	42 209	236 603	38 277	398 069
	PHILIPPINES	0	0	7	412
	MALAYSIA	0	0	19 109	105 273
	VIET NAM	36 698	115 464	238 833	520 121
	INDIA	105 668	347 541	466	14 722
	INDONESIA	0	0	53	2 068
	SOUTH AFRICA	0	0	46 325	516 103
	AUSTRALIA	40 723	226 380	0	0
	NEW ZEALAND	0	0	9	2 112
	UNITED STATES	1 444	35 784	12 147	117 350
	UNITED KINGDOM	1 411	26 545	2 104	58 770
	NETHERLANDS	9	873	1 003	13 372
	FRANCE	0	0	1 732	20 904
	GERMANY, FED. REP. OF	600 096	2 582 350	71 204	1 923 028
	AUSTRIA	0	0	174	7 186
	BELGIUM	94	1 057	103	1 801
	SWITZERLAND	13 632	468 821	14 825	578 403
	DENMARK	38	3 547	0	0
	SWEDEN	10	945	0	0
	FINLAND	0	0	675	6 888
	ITALY	30 149	285 628	134 909	997 523
	SPAIN	0	0	156 014	1 089 561
	POLAND	289 398	1 205 059	178 128	831 412
	SUB TOTAL	**2 303 340**	**10 359 331**	**2 514 701**	**14 158 372 ***
4010120000	**CONVEYOR BELTS/BELTING,REINFORCED WITHTEXTILE MATERIAL**				
62922	JAPAN	370 605	2 992 327	263 659	2 318 125
	KOREA, REPUBLIC OF	192 802	1 020 141	117 096	488 684
	TAIWAN	25 119	142 456	36 613	39 261
	CHINA	3 010 340	4 811 387	3 554 698	5 346 749
	THAILAND	5 930	186 444	13 708	466 154
	SINGAPORE	125 041	788 275	61 200	309 414
	PHILIPPINES	1	29	0	0
	MALAYSIA	343	6 949	8 052	36 356
	VIET NAM	269 936	801 891	418 388	1 116 940
	INDIA	115 086	337 172	213 644	663 438
	AUSTRALIA	0	0	25	6 341
	UNITED STATES	12 825	142 183	8 840	110 155
	CANADA	0	0	1 215	52 649
	UNITED KINGDOM	102	20 699	3 083	34 623
	NETHERLANDS	2 800	24 391	0	0
	FRANCE	64 780	411 669	116 606	569 437
	GERMANY, FED. REP. OF	217 961	933 062	108 598	491 594
	AUSTRIA	18	2 247	0	0
	BELGIUM	57	5 524	0	0
	SWITZERLAND	28	15 009	0	0
	SWEDEN	342	7 773	1	165

http://www.bps.go.id

HS / SITC	COMMODITY DESCRIPTION / COUNTRY OF ORIGIN	JANUARY - DECEMBER 2015		JANUARY - DECEMBER 2016	
		NET WEIGHT (KG)	CIF VALUE (US$)	NET WEIGHT (KG)	CIF VALUE (US$)
	FINLAND	937	20 353	420	3 507
	ITALY	42 078	184 319	56 629	295 903
	SPAIN	4 100	15 621	2 027	11 431
	HUNGARY	1 950	8 251	17 401	60 091
	POLAND	31 800	142 858	153 243	662 886
	SLOVENIA	0	0	186 693	638 939
	CZECH REPUBLIC	0	0	5	1 229
	SUB TOTAL	**4 494 981**	**13 021 030**	**5 341 844**	**13 724 071 ***
4010190000	**OTHER CONVEYOR BELTS/BELTING, REINFORCED WITH OTHER MATERIAL**				
62922	JAPAN	189 905	2 968 455	365 601	3 760 626
	HONG KONG	598	35 349	11 658	217 228
	KOREA, REPUBLIC OF	79 118	454 418	81 675	238 062
	TAIWAN	227 507	808 437	108 816	464 411
	CHINA	6 465 469	18 404 778	4 052 055	6 351 600
	THAILAND	27 523	108 909	23 992	91 102
	SINGAPORE	32 533	120 584	83 869	176 962
	PHILIPPINES	192	10 657	193	982
	MALAYSIA	22 679	111 791	1 357	27 919
	BRUNEI DARUSSALAM	331	2 319	0	0
	VIET NAM	34 500	150 439	490	8 334
	INDIA	21 536	143 071	21 884	175 884
	PAKISTAN	0	0	60	3 899
	TURKEY	738	10 481	0	0
	UNITED ARAB EMIRATES	0	0	392	508
	AUSTRALIA	371 865	2 501 106	237 160	1 734 088
	NEW ZEALAND	0	0	73	17 030
	UNITED STATES	439 508	4 251 825	384 722	3 416 564
	CANADA	48	1 336	0	0
	MEXICO	65	1 551	9	133
	BRAZIL	6	1 430	371	12 183
	UNITED KINGDOM	753	129 580	1 716	17 597
	NETHERLANDS	13 956	106 675	3 420	23 947
	FRANCE	17 491	280 442	21 750	224 537
	GERMANY, FED. REP. OF	136 771	2 014 115	65 528	1 517 009
	AUSTRIA	49	3 313	37	3 231
	BELGIUM	419	12 303	622	14 650
	SWITZERLAND	18 062	219 121	27 127	97 686
	DENMARK	1 066	13 692	349	11 476
	NORWAY	87	2 238	40	1 318
	SWEDEN	1 450	65 319	1 243	61 582
	FINLAND	316	17 082	2 336	46 095
	ITALY	21 220	431 169	11 689	289 266
	SPAIN	55 317	234 466	958	11 224
	POLAND	0	0	53	5 465
	ROMANIA	1 886	48 583	1 790	57 569
	CZECH REPUBLIC	29	2 118	0	0
	SERBIA	48	2 292	0	0
	SUB TOTAL	**8 183 041**	**33 669 444**	**5 513 035**	**19 080 167 ***
4010310000	**V-BELTS,V-RIBBES OF AN OUTSIDE CIRCUMFERENCE >60CM AND <=180CM**				
62921	JAPAN	53 424	1 534 816	46 846	1 518 187
	HONG KONG	64	9 289	154	1 599
	KOREA, REPUBLIC OF	5 311	90 953	35 117	251 278
	TAIWAN	0	0	2 286	24 602
	CHINA	46 318	184 790	99 592	463 649
	THAILAND	136 453	1 953 304	153 565	2 180 255
	SINGAPORE	1 253	57 810	52 311	160 004
	MALAYSIA	2 144	59 540	2 668	57 448
	VIET NAM	3 885	73 939	388	5 735
	INDIA	2 090	34 520	3 518	66 606
	INDONESIA	2	79	3	69
	AUSTRALIA	25	1 880	54	5 230
	UNITED STATES	25 408	526 357	44 753	1 029 702
	CANADA	38	475	3	234
	MEXICO	289	6 469	447	12 815
	BRAZIL	11	260	25	1 048
	ECUADOR	0	0	54	1 942
	UNITED KINGDOM	517	29 386	403	14 508
	NETHERLANDS	74	7 788	185	5 752
	FRANCE	130	3 079	318	6 180

http://www.bps.go.id

HS / SITC	COMMODITY DESCRIPTION / COUNTRY OF ORIGIN	JANUARY - DECEMBER 2015		JANUARY - DECEMBER 2016	
		NET WEIGHT (KG)	CIF VALUE (US$)	NET WEIGHT (KG)	CIF VALUE (US$)
	GERMANY, FED. REP. OF	854	62 539	9 192	82 965
	BELGIUM	165	10 151	1 569	41 461
	SWITZERLAND	5	1 105	1 071	28 750
	DENMARK	3	36	1	4
	SWEDEN	63	998	11	209
	FINLAND	23	647	119	6 508
	IRELAND	0	0	14	198
	ITALY	1 559	38 418	1 447	35 456
	SPAIN	4	151	12	313
	HUNGARY	6	163	4	163
	POLAND	24	929	8	342
	ROMANIA	349	6 742	314	5 768
	SLOVAKIA	0	0	1	84
	SLOVENIA	5	120	1	6
	CZECH REPUBLIC	31	1 836	8	1 233
	SUB TOTAL	**280 527**	**4 698 569**	**456 462**	**6 010 303 ***
4010320000	**V-BELTS,OTH THAN V-RIBBED, OF AN OUTSIDE CIRCUMFERENCE>60CM AND <=180CM**				
62921	JAPAN	3 188	154 416	2 960	140 044
	HONG KONG	0	0	37	336
	KOREA, REPUBLIC OF	64	1 439	1 157	20 428
	TAIWAN	0	0	269	3 287
	CHINA	42 206	414 862	41 327	359 164
	THAILAND	21	547	781	11 089
	SINGAPORE	846	21 041	979	20 343
	PHILIPPINES	1	12	0	0
	MALAYSIA	345	5 136	51	574
	VIET NAM	40 007	13 100	6 625	4 000
	INDIA	11	176	63	1 603
	INDONESIA	18	394	360	6 070
	AUSTRALIA	51	2 787	2	8
	UNITED STATES	1 190	25 947	1 797	56 875
	MEXICO	0	0	67	2 025
	UNITED KINGDOM	2	132	5	65
	NETHERLANDS	0	0	183	2 110
	FRANCE	4	78	21	880
	GERMANY, FED. REP. OF	269	3 542	1 296	31 053
	BELGIUM	20	145	0	0
	SWEDEN	8	217	1	33
	ITALY	21	2 888	879	11 976
	SPAIN	9	156	2	58
	POLAND	15	1 179	5	581
	ROMANIA	31	1 277	296	6 906
	CZECH REPUBLIC	1	57	0	0
	SUB TOTAL	**88 328**	**649 528**	**59 163**	**679 508 ***
4010330000	**V-BELTS,V-RIBBED,OF AN OUTSIDE CIRCUMFERENCE>180CM AND <=240CM**				
62921	JAPAN	37	1 290	886	22 805
	KOREA, REPUBLIC OF	2 424	37 998	1 236	51 250
	TAIWAN	0	0	1	18
	CHINA	141	605	2 745	5 642
	THAILAND	3	68	429	1 728
	SINGAPORE	71	4 684	848	13 438
	INDIA	7	149	0	0
	INDONESIA	0	0	5	99
	UNITED STATES	750	39 598	1 056	32 591
	MEXICO	17	417	0	0
	BRAZIL	8	221	0	0
	UNITED KINGDOM	0	0	1	24
	NETHERLANDS	5	623	5	549
	FRANCE	11	307	1	44
	GERMANY, FED. REP. OF	88	7 792	413	16 283
	BELGIUM	2	24	8	95
	SWITZERLAND	0	0	74	177
	NORWAY	52	1 312	0	0
	SWEDEN	0	0	8	2 560
	ITALY	148	3 903	60	2 275
	POLAND	4	190	4	230
	ROMANIA	1 893	46 235	2 360	56 374
	CZECH REPUBLIC	4	310	2	146
	SUB TOTAL	**5 665**	**145 726**	**10 142**	**206 328 ***

http://www.bps.go.id

HS / SITC	COMMODITY DESCRIPTION / COUNTRY OF ORIGIN	JANUARY - DECEMBER 2015		JANUARY - DECEMBER 2016	
		NET WEIGHT (KG)	CIF VALUE (US$)	NET WEIGHT (KG)	CIF VALUE (US$)
4010340000	**V-BELTS,OTH THAN V-RIBBED, OF AN OUTSIDE CIRCUMFERENCE>180CM AND <=240CM**				
62921	JAPAN	106	5 303	87	3 053
	KOREA, REPUBLIC OF	2	12	6	610
	TAIWAN	8	76	243	11 571
	CHINA	1 689	7 971	889	4 395
	THAILAND	1 741	22 660	1 926	25 772
	SINGAPORE	141	1 863	31	2 035
	INDIA	6	493	0	0
	AUSTRALIA	0	0	33	1 543
	UNITED STATES	423	18 439	568	29 391
	MEXICO	2	107	2	30
	BRAZIL	0	0	1	68
	UNITED KINGDOM	2	409	13	904
	GERMANY, FED. REP. OF	18	2 198	29	2 988
	AUSTRIA	0	0	44	4 837
	BELGIUM	0	0	14	4 098
	SWITZERLAND	0	0	255	545
	FINLAND	2	225	0	0
	ITALY	1	494	8	1 286
	ROMANIA	0	0	457	6 613
	SUB TOTAL	**4 141**	**60 250**	**4 606**	**99 739 ***
4010350000	**ENDLESS SYNCHRONOUS BELT,OF AN OUTSIDECIRCUMFERENCE>60CM AND <=150CM**				
62921	JAPAN	311	23 353	499	28 842
	KOREA, REPUBLIC OF	17	650	614	19 439
	TAIWAN	0	0	238	5 569
	CHINA	48	7 179	13 448	31 732
	THAILAND	1 232	57 955	51	1 271
	SINGAPORE	9 631	393 267	12 021	503 984
	MALAYSIA	14	1 295	442	20 657
	INDIA	68	6 269	0	0
	UNITED STATES	2	552	27	2 013
	UNITED KINGDOM	0	0	326	22 980
	NETHERLANDS	0	0	64	170
	FRANCE	462	10 077	691	8 559
	GERMANY, FED. REP. OF	194	19 324	236	21 898
	AUSTRIA	0	0	1	188
	SWITZERLAND	0	0	38	4 671
	IRELAND	2	108	0	0
	ITALY	192	4 373	5	872
	SPAIN	1	33	0	0
	ROMANIA	49	597	0	0
	SUB TOTAL	**12 223**	**525 032**	**28 701**	**672 845 ***
4010360000	**ENDLESS SYNCHRONOUS BELT,OF AN OUTSIDECIRCUMFERENCE>150CM AND <=198CM**				
62921	JAPAN	0	0	17	1 561
	KOREA, REPUBLIC OF	0	0	80	2 959
	TAIWAN	0	0	32	1 064
	CHINA	10 741	14 891	2 196	2 717
	THAILAND	0	0	54	1 833
	SINGAPORE	622	15 621	877	17 426
	AUSTRALIA	4	751	0	0
	UNITED STATES	0	0	1	14
	GERMANY, FED. REP. OF	19	7 627	48	14 042
	ITALY	1	177	0	0
	SPAIN	0	0	1	363
	SUB TOTAL	**11 387**	**39 067**	**3 306**	**41 979 ***
4010390000	**OTH TRANSMISSION BELTS/BELTING**				
62921	JAPAN	206 450	6 928 330	215 903	7 536 999
	HONG KONG	29 851	118 166	9 347	121 985
	KOREA, REPUBLIC OF	21 987	263 995	14 049	320 577
	TAIWAN	45 276	428 631	54 500	293 932
	CHINA	694 242	1 612 743	980 161	2 623 498
	MACAU	45	571	0	0
	THAILAND	172 411	2 369 895	229 439	3 264 596
	SINGAPORE	198 159	3 534 045	127 497	2 943 596
	PHILIPPINES	8	887	0	0
	MALAYSIA	9 384	72 767	16 238	139 441
	VIET NAM	246	7 053	719	13 335

http://www.bps.go.id

HS / SITC	COMMODITY DESCRIPTION / COUNTRY OF ORIGIN	JANUARY - DECEMBER 2015		JANUARY - DECEMBER 2016	
		NET WEIGHT (KG)	CIF VALUE (US$)	NET WEIGHT (KG)	CIF VALUE (US$)
	INDIA	32 860	290 550	29 187	364 547
	INDONESIA	15	431	104	1 445
	ISRAEL	37	3 155	20	897
	TURKEY	182	3 639	224	14 031
	UNITED ARAB EMIRATES	0	0	32	788
	REUNION	8	650	0	0
	SWAZILAND	0	0	5	1 078
	SOUTH AFRICA	0	0	153	648
	AUSTRALIA	18 330	303 185	10 764	263 241
	NEW ZEALAND	6	749	34	7 680
	UNITED STATES	39 003	1 632 895	41 683	1 516 506
	CANADA	431	26 966	227	5 596
	MEXICO	611	32 560	258	13 796
	CHILE	0	0	4	338
	BRAZIL	1 222	36 925	526	13 570
	BOLIVIA	1	24	164	4 310
	ECUADOR	30	2 534	0	0
	UNITED KINGDOM	3 938	174 397	7 038	207 071
	NETHERLANDS	1 661	135 399	801	78 727
	FRANCE	12 458	297 813	5 644	213 835
	GERMANY, FED. REP. OF	32 097	1 540 200	44 788	1 844 144
	AUSTRIA	268	28 365	373	33 246
	BELGIUM	2 803	124 018	3 735	146 241
	SWITZERLAND	3 292	198 962	15 778	568 628
	LUXEMBOURG	1	10	45	8 385
	MONACO	0	0	7	1 087
	DENMARK	490	15 133	229	9 104
	NORWAY	55	2 486	4	879
	SWEDEN	567	40 251	375	30 960
	FINLAND	153	21 352	213	27 795
	IRELAND	430	2 061	239	3 340
	ITALY	18 645	604 873	21 672	683 142
	SPAIN	1 158	41 781	806	27 104
	ICELAND	11	1 071	0	0
	HUNGARY	1	8	0	0
	POLAND	2 657	24 812	372	14 091
	ROMANIA	5 138	58 462	14 736	120 499
	BULGARIA	0	0	5	536
	UKRAINE	0	0	23	612
	SLOVAKIA	21	1 037	28	1 179
	SLOVENIA	14	201	8	628
	CZECH REPUBLIC	80	4 891	448	12 768
	SUB TOTAL	**1 556 733**	**20 988 929**	**1 848 605**	**23 500 431 ***
4011100000	**NEW PNEUMATIC TYRES,OF RUBBER OF A KINDUSED ON MOTOR CARS**				
62510	JAPAN	1 850 780	8 343 341	1 028 888	6 083 293
	HONG KONG	0	0	26	1 024
	KOREA, REPUBLIC OF	708 428	2 623 296	916 956	3 537 443
	TAIWAN	74 280	588 310	175 134	674 187
	CHINA	14 234 087	14 134 651	18 234 336	16 861 880
	THAILAND	3 601 427	13 209 346	8 525 859	19 004 436
	SINGAPORE	117	1 872	4 363	39 148
	PHILIPPINES	339 390	1 348 129	188 089	757 798
	MALAYSIA	377 736	1 645 066	574 184	1 968 364
	VIET NAM	63 207	180 788	266 865	1 495 847
	INDIA	1 785 155	1 881 922	2 987 552	6 660 291
	INDONESIA	0	0	5 418	14 796
	SAUDI ARABIA	0	0	48	189
	TURKEY	4	51	203	460
	UNITED ARAB EMIRATES	0	0	78	872
	MOROCCO	0	0	10	62
	AUSTRALIA	0	0	1 370	10 066
	UNITED STATES	581	11 646	1 982	26 037
	CANADA	270	14 166	137	549
	BRAZIL	0	0	899	3 923
	UNITED KINGDOM	18 630	85 006	8 636	46 183
	NETHERLANDS	64	1 428	20	245
	FRANCE	15 058	105 492	20 316	144 276
	GERMANY, FED. REP. OF	97 515	510 271	76 438	465 876
	LUXEMBOURG	324	3 658	41	1 270
	SWEDEN	33 402	103 327	0	0
	ITALY	39 879	66 081	11 399	52 927

http://www.bps.go.id

HS / SITC	COMMODITY DESCRIPTION / COUNTRY OF ORIGIN	JANUARY - DECEMBER 2015		JANUARY - DECEMBER 2016	
		NET WEIGHT (KG)	CIF VALUE (US$)	NET WEIGHT (KG)	CIF VALUE (US$)
	SPAIN	0	0	2 887	12 462
	PORTUGAL	8 337	55 006	6 844	49 024
	HUNGARY	11 067	66 443	24 182	186 942
	POLAND	112 783	771 272	28 328	233 010
	ROMANIA	0	0	53 617	240 122
	BELARUS	348	1 164	18	93
	SLOVAKIA	852	5 289	13 020	86 034
	SLOVENIA	46	494	47	990
	CZECH REPUBLIC	60 893	378 991	86 761	616 565
	RUSSIA FEDERATION	0	0	105	2 504
	SUB TOTAL	**23 434 660**	**46 136 506**	**33 245 056**	**59 279 188 ***
4011201000	**NEW PNEUMATIC TYRE,OF RUBBER USED ONBUSES/LORRIES, WIDTH<450MM**				
62520	JAPAN	4 409 554	15 647 384	5 156 422	16 998 481
	KOREA, REPUBLIC OF	1 153 399	4 075 516	1 130 943	4 321 807
	TAIWAN	120	666	0	0
	CHINA	29 325 099	44 015 857	80 545 582	60 498 947
	THAILAND	11 673 523	36 695 301	12 070 025	36 366 902
	SINGAPORE	468	2 000	0	0
	MALAYSIA	894 411	2 713 942	843 369	2 574 127
	VIET NAM	242 586	676 845	1 187 739	3 097 665
	INDIA	9 197 086	9 364 037	12 190 377	24 905 593
	INDONESIA	142 230	587 604	0	0
	TURKEY	0	0	174	300
	EGYPT	0	0	17 430	54 722
	UNITED STATES	7 465	41 191	0	0
	CANADA	107 710	391 315	103 471	359 217
	BRAZIL	0	0	480	4 052
	UNITED KINGDOM	3 362	11 543	0	0
	FRANCE	0	0	2 199	12 124
	GERMANY, FED. REP. OF	613	7 521	0	0
	ITALY	14 707	82 346	66 360	306 431
	SPAIN	271 793	932 469	503 284	1 539 996
	BELARUS	16 048	44 862	230	1 168
	SLOVAKIA	16 528	78 690	591	2 369
	CZECH REPUBLIC	97 529	352 290	81 862	414 246
	SUB TOTAL	**57 574 231**	**115 721 379**	**113 900 538**	**151 458 147 ***
4011209000	**NEW PNEUMATIC TYRE,OF RUBBER USED ONBUSES/LORRIES, WIDTH>=450MM**				
62520	JAPAN	14 062	95 660	65	549
	KOREA, REPUBLIC OF	706 178	3 741 213	282 638	1 436 935
	CHINA	15 991	214 749	177 135	355 769
	THAILAND	37	1 849	10 087	37 998
	SINGAPORE	3 043	32 279	14 244	88 402
	MALAYSIA	0	0	34 401	103 794
	INDIA	1 572	3 470	512 896	879 396
	TURKEY	0	0	735	3 591
	AUSTRALIA	54	1 218	68	468
	UNITED STATES	1 300	7 404	0	0
	UNITED KINGDOM	52	390	0	0
	FRANCE	812	13 464	0	0
	GERMANY, FED. REP. OF	0	0	5 202	76 101
	BELGIUM	0	0	130	1 540
	ITALY	35	1 587	42	1 572
	POLAND	62	1 099	11	190
	SLOVAKIA	1 440	7 238	1 268	9 557
	SUB TOTAL	**744 638**	**4 121 620**	**1 038 922**	**2 995 862 ***
4011300000	**NEW PNEUMATIC TYRES,OF RUBBER OF A KINDUSED ON AIRCRAFT**				
62530	JAPAN	30	2 529	0	0
	HONG KONG	150 969	2 614 096	76 364	1 235 509
	TAIWAN	607	4 000	582	3 000
	CHINA	14 697	197 716	24 932	264 863
	THAILAND	284 933	3 458 929	137 049	2 317 623
	SINGAPORE	22 110	1 191 916	39 525	1 373 202
	PHILIPPINES	26	1 119	0	0
	MALAYSIA	286	1 649	16 452	80 466
	SAUDI ARABIA	1 128	68 834	0	0
	UNITED ARAB EMIRATES	0	0	3 715	50 640
	QATAR	474	3 000	261	2 500

http://www.bps.go.id

HS / SITC	COMMODITY DESCRIPTION / COUNTRY OF ORIGIN	JANUARY - DECEMBER 2015		JANUARY - DECEMBER 2016	
		NET WEIGHT (KG)	CIF VALUE (US$)	NET WEIGHT (KG)	CIF VALUE (US$)
	AUSTRALIA	564	5 469	15	4 754
	UNITED STATES	48 071	1 354 231	27 175	1 086 836
	CANADA	0	0	69	7 344
	BRAZIL	84	470	0	0
	UNITED KINGDOM	83 719	1 216 561	156 513	2 074 655
	FRANCE	3 925	238 755	589	43 338
	MALTA	15	42	0	0
	SUB TOTAL	**611 638**	**10 359 316**	**483 241**	**8 544 730 ***
4011400000	**NEW PNEUMATIC TYRES,OF RUBBER OF A KINDUSED ON MOTORCYCLES**				
62541	JAPAN	129 286	982 513	147 328	1 210 218
	TAIWAN	8 279	44 684	64 581	288 319
	CHINA	82 139	189 136	232 823	834 472
	THAILAND	1 928 192	6 792 052	2 218 603	7 756 807
	SINGAPORE	2 990	48 362	381	3 682
	MALAYSIA	0	0	2 443	7 089
	VIET NAM	478 890	1 418 566	557 370	1 506 297
	PAKISTAN	0	0	65	158
	BANGLADESH	0	0	18	54
	INDONESIA	12	596	4 390	16 082
	TURKEY	40 200	164 303	0	0
	UNITED STATES	31	2 739	130	1 017
	BRAZIL	92 604	468 503	187 319	1 107 804
	COLOMBIA	15 686	67 323	0	0
	UNITED KINGDOM	45	669	1 197	2 838
	FRANCE	0	0	30	518
	GERMANY, FED. REP. OF	11 330	143 162	59 730	626 346
	ITALY	0	0	930	2 206
	SPAIN	19 077	211 848	26 482	277 940
	PORTUGAL	18 436	198 101	0	0
	ROMANIA	0	0	688	1 637
	SUB TOTAL	**2 827 197**	**10 732 557**	**3 504 508**	**13 643 484 ***
4011500000	**NEW PNEUMATIC TYRES,OF RUBBER OF A KINDUSED ON BICYCLES**				
62542	JAPAN	2 595	77 937	689	12 381
	HONG KONG	42	527	787	1 834
	KOREA, REPUBLIC OF	1 203	34 366	8 274	146 482
	TAIWAN	121 944	381 612	133 017	477 734
	CHINA	3 581 778	2 692 729	4 750 948	5 124 277
	THAILAND	30 914	86 130	0	0
	SINGAPORE	6 452	10 337	18 312	42 319
	MALAYSIA	20 051	50 217	21 979	14 501
	VIET NAM	338 207	999 196	182 836	767 261
	INDIA	0	0	1 089	11 940
	PAKISTAN	4	1	19 378	21 055
	INDONESIA	3 792	55 500	433	5 143
	UNITED STATES	22	513	26	720
	UNITED KINGDOM	522	3 604	12	1 027
	GERMANY, FED. REP. OF	21 773	278 664	6 821	82 614
	ITALY	1 692	5 385	0	0
	SUB TOTAL	**4 130 991**	**4 676 718**	**5 144 601**	**6 709 288 ***
4011611000	**NEW PNEUMATIC TYRES,OF RUBBER USED ONAGRICULTURAL/FORESTRY TRACTORS**				
62551	JAPAN	56 539	196 682	29 592	131 153
	KOREA, REPUBLIC OF	0	0	464	3 697
	CHINA	303 542	780 428	630 904	1 367 610
	THAILAND	109 576	327 356	228 115	621 096
	SINGAPORE	3 768	16 718	0	0
	MALAYSIA	10 473	33 135	10 849	41 611
	VIET NAM	0	0	84	1 882
	INDIA	332 332	1 035 879	539 763	1 697 654
	SRI LANKA	63 561	165 860	2 628	6 424
	UNITED STATES	1 464	11 248	1 330	7 062
	ITALY	14 944	127 143	6 152	38 083
	CZECH REPUBLIC	6 655	26 162	21 379	88 800
	SERBIA	0	0	1 835	7 951
	SUB TOTAL	**902 854**	**2 720 611**	**1 473 095**	**4 013 023 ***

http://www.bps.go.id

HS / SITC	COMMODITY DESCRIPTION / COUNTRY OF ORIGIN	JANUARY - DECEMBER 2015		JANUARY - DECEMBER 2016	
		NET WEIGHT (KG)	CIF VALUE (US$)	NET WEIGHT (KG)	CIF VALUE (US$)
4011619000	**NEW PNEUMATIC TYRES,OF RUBBER USED ONAGRICULTURAL/FORESTRY VEHICLE&MACHINE**				
62551	JAPAN	29	1 609	0	0
	CHINA	243 873	543 730	269 575	484 000
	THAILAND	367 199	956 116	65 116	188 755
	VIET NAM	0	0	61	1 948
	INDIA	482 131	1 717 957	153 311	483 591
	TURKEY	2 584	7 040	0	0
	UNITED KINGDOM	0	0	5 280	15 400
	SWEDEN	0	0	1 704	22 437
	CZECH REPUBLIC	78 190	378 814	0	0
	SERBIA	2 138	9 178	1 081	4 686
	SUB TOTAL	**1 176 144**	**3 614 444**	**496 128**	**1 200 817 ***
4011621000	**NEW PNEUMATIC TYRES,OF RUBBER, RIMSIZE <61 CM,USED ON TRACTORS**				
62551	JAPAN	20	922	4 978	29 684
	KOREA, REPUBLIC OF	0	0	4 200	32 400
	TAIWAN	1	32	4 934	28 807
	CHINA	10 011	30 425	109 514	207 360
	THAILAND	6 510	20 188	142 594	385 041
	SINGAPORE	40 863	120 450	42 011	180 202
	MALAYSIA	2 008	6 242	0	0
	INDIA	24 435	81 943	402 169	1 213 271
	AUSTRALIA	17	1 272	0	0
	UNITED STATES	270	6 252	0	0
	POLAND	331	6 139	0	0
	CZECH REPUBLIC	1 100	4 322	57 750	234 770
	SERBIA	0	0	715	3 101
	SUB TOTAL	**85 566**	**278 187**	**768 865**	**2 314 636 ***
4011629000	**NEW PNEUMATIC TYRES,OF RUBBER, RIMSIZE <61 CM,USED ON CONST/IND.VEHICLES MACH.**				
62551	JAPAN	5 228	31 944	7 844	39 960
	CHINA	191 069	239 935	81 012	147 271
	THAILAND	39 163	125 710	245	1 487
	SINGAPORE	12 341	26 983	7	45
	INDIA	132 394	474 786	100 108	333 685
	SRI LANKA	8 934	36 934	10 713	26 651
	AUSTRALIA	40	1 039	0	0
	UNITED STATES	0	0	60	370
	SUB TOTAL	**389 169**	**937 331**	**199 989**	**549 469 ***
4011631000	**NEW PNEUMATIC TYRE,OF RUBBER,RIM SIZE >=61CM, USED ON TRACTORS**				
62551	JAPAN	22	1 005	30	1 957
	KOREA, REPUBLIC OF	0	0	1 260	10 010
	CHINA	0	0	43 905	77 910
	THAILAND	0	0	58 603	162 873
	SINGAPORE	4 648	14 597	306	3 799
	INDIA	4 238	13 612	51 921	164 223
	UNITED STATES	0	0	28	1 862
	GERMANY, FED. REP. OF	0	0	750	8 634
	DENMARK	0	0	288	2 299
	FINLAND	650	7 276	617	12 877
	SUB TOTAL	**9 558**	**36 490**	**157 708**	**446 444 ***
4011639000	**NEW PNEUMATIC TYRE,OF RUBBER,RIM SIZE >=61CM, USED ON CONST/IND.VEHICLES MACH**				
62551	KOREA, REPUBLIC OF	0	0	991	25 278
	CHINA	80 152	108 703	29 368	49 567
	THAILAND	24 402	76 457	0	0
	SINGAPORE	0	0	408	3 638
	INDIA	52 352	177 895	37 356	138 517
	SRI LANKA	0	0	45 462	112 427
	FRANCE	0	0	18	371
	SUB TOTAL	**156 906**	**363 055**	**113 603**	**329 798 ***
4011690000	**NEW PNEUMATIC TYRE,OF RUBBER, USED FOROTH PURPOSE**				
62551	JAPAN	106	2 256	199	4 987
	HONG KONG	0	0	35	257
	TAIWAN	16 715	52 480	575	37 294
	CHINA	672	2 338	380	3 394

http://www.bps.go.id

HS / SITC	COMMODITY DESCRIPTION / COUNTRY OF ORIGIN	JANUARY - DECEMBER 2015		JANUARY - DECEMBER 2016	
		NET WEIGHT (KG)	CIF VALUE (US$)	NET WEIGHT (KG)	CIF VALUE (US$)
	THAILAND	594	1 844	2 416	6 256
	SINGAPORE	306	7 818	7 242	12 001
	INDIA	0	0	1 738	4 416
	PAKISTAN	0	0	1	1
	UNITED STATES	25 156	109 349	0	0
	GERMANY, FED. REP. OF	13 620	352 746	0	0
	SUB TOTAL	**57 169**	**528 831**	**12 586**	**68 606 ***
4011921000	**OTH NEW PNEUMATIC TYRE,OF RUBBER,USED ON AGRICUL./FORESTRY TRACTORS.**				
62559	JAPAN	165	574	5 052	22 908
	HONG KONG	0	0	27 775	23 520
	KOREA, REPUBLIC OF	0	0	538	923
	TAIWAN	0	0	615	6 754
	CHINA	50 047	107 157	19 490	16 615
	THAILAND	8 619	19 378	6 252	18 939
	SINGAPORE	145	15 546	0	0
	MALAYSIA	13 809	31 539	0	0
	INDIA	18 281	63 379	2 444	6 158
	SRI LANKA	0	0	1 083	2 466
	UNITED STATES	0	0	592	5 199
	BELGIUM	0	0	8	106
	CZECH REPUBLIC	339	1 332	0	0
	SUB TOTAL	**91 405**	**238 905**	**63 849**	**103 588 ***
4011929000	**OTH NEW PNEUMATIC TYRE,OF RUBBER,USED ON AGRICUL./FORESTRY VEHICLES MACH.**				
62559	CHINA	8 256	45 058	5 919	6 261
	THAILAND	326	1 030	9 754	24 253
	SINGAPORE	380	1 101	0	0
	INDIA	4 136	14 493	10 224	30 055
	UNITED STATES	2 162	20 554	3 527	25 008
	CZECH REPUBLIC	15 685	67 282	765	3 316
	SUB TOTAL	**30 945**	**149 518**	**30 189**	**88 893 ***
4011931000	**OTH NEW PNEUMATIC TYRE,OF RUBBER,RIMSIZE <61 CM,USED ON TRACTORS**				
62559	JAPAN	492 272	3 961 686	644 551	4 312 523
	KOREA, REPUBLIC OF	0	0	178	2 982
	TAIWAN	0	0	149	205
	CHINA	1 856 719	1 196 762	3 302 838	1 741 217
	THAILAND	1 343	5 428	18 346	50 542
	SINGAPORE	130 578	434 983	62 053	129 660
	MALAYSIA	0	0	65	50
	INDIA	19 737	70 963	76 620	269 908
	SRI LANKA	0	0	818	696
	UNITED STATES	0	0	2 823	29 540
	SUB TOTAL	**2 500 649**	**5 669 822**	**4 108 441**	**6 537 323 ***
4011939000	**OTH NEW PNEUMATIC TYRE,OF RUBBER,RIMSIZE <61 CM,USED ON CONST/IND.VEHICLES MACH**				
62559	JAPAN	354 987	2 166 142	273 930	1 563 229
	KOREA, REPUBLIC OF	60 292	324 000	14 738	74 520
	CHINA	1 402 662	3 521 505	1 757 812	3 978 250
	THAILAND	13 840	26 961	12 994	36 109
	SINGAPORE	18 699	47 637	44 678	128 627
	MALAYSIA	0	0	26 275	128 144
	INDIA	90 215	311 536	81 428	279 667
	SRI LANKA	5 477	11 222	0	0
	TURKEY	5 534	16 403	0	0
	UNITED STATES	8 754	110 249	15 815	129 421
	CANADA	37 961	360 668	0	0
	BRAZIL	16 094	152 907	0	0
	FRANCE	24 716	235 883	9 131	75 096
	LUXEMBOURG	8 520	76 130	0	0
	ITALY	4 352	39 952	20 708	174 285
	SPAIN	51 027	484 810	13 159	107 594
	POLAND	2 103	16 961	0	0
	ROMANIA	8 587	67 200	6 524	56 790
	BELARUS	12 038	46 450	87 490	247 509
	LITHUANIA	6 273	22 025	0	0
	CZECH REPUBLIC	17 721	113 322	0	0
	SUB TOTAL	**2 149 852**	**8 151 963**	**2 364 682**	**6 979 241 ***

http://www.bps.go.id

HS / SITC	COMMODITY DESCRIPTION / COUNTRY OF ORIGIN	JANUARY - DECEMBER 2015		JANUARY - DECEMBER 2016	
		NET WEIGHT (KG)	CIF VALUE (US$)	NET WEIGHT (KG)	CIF VALUE (US$)
4011941000	**OTH NEW PNEUMATIC TYRE,RUBBER,RIMSIZE>=61CM,USED ON MACH OF HEADING 84.29/84.3**				
62559	JAPAN	7 316 554	56 972 345	7 439 390	48 472 963
	CHINA	131 961	316 554	733 087	1 465 170
	THAILAND	0	0	66 701	191 220
	MALAYSIA	18 001	42 410	64 200	177 607
	INDIA	8 451	32 083	106 991	364 891
	UNITED STATES	22 444	171 985	0	0
	BRAZIL	81 120	619 856	0	0
	SPAIN	372 173	2 844 173	163 379	1 112 198
	SUB TOTAL	**7 950 704**	**60 999 406**	**8 573 748**	**51 784 049 ***
4011942000	**OTH NEW PNEUMATIC TYRE,RUBBER,RIMSIZE>=61CM,USED ON TRACTOR,FORKLIFT.**				
62559	JAPAN	423 522	3 491 182	201 979	1 365 775
	KOREA, REPUBLIC OF	47	600	0	0
	TAIWAN	0	0	29	725
	CHINA	3 820	13 904	37 693	52 029
	THAILAND	0	0	16	457
	SINGAPORE	4 160	51 409	0	0
	UNITED STATES	0	0	46	498
	SUB TOTAL	**431 549**	**3 557 095**	**239 763**	**1 419 484 ***
4011949000	**OTH NEW PNEUMATIC TYRE,OF RUBBER,RIMSIZE >=61CM, USED FOR OTH. PURPOSER**				
62559	JAPAN	14 477 460	86 100 173	14 017 786	70 759 505
	HONG KONG	14	2 039	0	0
	KOREA, REPUBLIC OF	10 422	91 392	0	0
	CHINA	2 131 731	5 454 186	3 686 141	8 986 652
	THAILAND	113 544	271 955	98 698	257 802
	SINGAPORE	195 658	1 004 284	91 464	413 231
	MALAYSIA	84 635	450 689	98 857	451 380
	VIET NAM	31 578	130 081	0	0
	INDIA	422 902	1 352 112	364 029	1 120 483
	SRI LANKA	2 757	7 072	0	0
	SOUTH AFRICA	0	0	1 109	5 460
	AUSTRALIA	0	0	16 800	95 070
	UNITED STATES	623 590	3 833 446	302 428	1 356 499
	BRAZIL	1 180 969	8 157 250	1 297 685	8 728 343
	NETHERLANDS	14 750	70 500	0	0
	FRANCE	790 434	5 294 409	74 658	578 902
	GERMANY, FED. REP. OF	159 984	1 007 130	0	0
	LUXEMBOURG	78 762	497 480	17 833	91 687
	ITALY	0	0	1 973	9 636
	SPAIN	984 745	6 877 107	796 933	5 391 538
	POLAND	0	0	283	1 380
	ROMANIA	61 089	194 097	0	0
	BELARUS	196 191	306 176	280 395	890 518
	LITHUANIA	51 276	197 633	15 282	75 450
	SUB TOTAL	**21 612 491**	**121 299 211**	**21 162 354**	**99 213 536 ***
4011991000	**OTH NEW PNEUMATIC TYRE,OF RUBBER, USEDON VEHICLES OF CHAP.87**				
62559	JAPAN	50 895	368 063	151	3 876
	TAIWAN	900	7 971	68	889
	CHINA	251 679	852 436	186 693	429 413
	THAILAND	10 374	32 351	0	0
	SINGAPORE	3 708 754	28 546 918	4 210 075	27 425 376
	INDIA	1 033	4 440	0	0
	UNITED STATES	1 639	16 819	393	9 274
	SUB TOTAL	**4 025 274**	**29 828 998**	**4 397 380**	**27 868 828 ***
4011992000	**OTH NEW PNEUMATIC TYRE,OF RUBBER, USEDON MACH OF HEADING 84.29/84.30**				
62559	JAPAN	0	0	6 843	110 329
	CHINA	3 123	37 596	5 591	70 529
	SINGAPORE	4 900	26 776	167	1 281
	INDIA	0	0	1 068	19 364
	UNITED STATES	119	2 562	739	7 642
	SUB TOTAL	**8 142**	**66 934**	**14 408**	**209 145 ***
4011999000	**OTH NEW PNEUMATIC TYRE,OF RUBBER, USEDFOR OTH, WIDTH<450MM**				
62559	JAPAN	54 662	247 885	26 710	162 353

http://www.bps.go.id

HS / SITC	COMMODITY DESCRIPTION / COUNTRY OF ORIGIN	JANUARY - DECEMBER 2015		JANUARY - DECEMBER 2016	
		NET WEIGHT (KG)	CIF VALUE (US$)	NET WEIGHT (KG)	CIF VALUE (US$)
	KOREA, REPUBLIC OF	6 391	18 024	1 323	6 560
	TAIWAN	0	0	12	51
	CHINA	32 985	155 643	76 509	362 259
	THAILAND	1 668	14 819	6 638	23 454
	SINGAPORE	206 159	1 703 879	28 075	217 147
	MALAYSIA	653	2 342	2 038	11 508
	VIET NAM	3 862	16 463	153	1 247
	INDIA	14 575	44 396	22 585	58 235
	SRI LANKA	0	0	3 917	9 923
	INDONESIA	0	0	8	229
	AUSTRALIA	165	6 059	1 040	9 749
	UNITED STATES	21	1 652	748	13 104
	UNITED KINGDOM	0	0	168	5 063
	GERMANY, FED. REP. OF	23	97	38	207
	AUSTRIA	0	0	1 010	13 624
	BELGIUM	2	21	0	0
	ITALY	43	581	0	0
	SPAIN	17	251	0	0
	SUB TOTAL	**321 226**	**2 212 112**	**170 972**	**894 713 ***
4012110000	**RETREADED TYRES,USED ON MOTOR CARS**				
62592	CHINA	675	464	6 758	5 125
	INDIA	0	0	1	1
	PAKISTAN	0	0	33	136
	EGYPT	0	0	446	2 184
	FINLAND	0	0	10	30
	SUB TOTAL	**675**	**464**	**7 248**	**7 476 ***
4012121000	**RETREADED TYRES,USED ON BUSES/LORRIES,WIDTH<450MM**				
62592	KOREA, REPUBLIC OF	5 648	9 939	0	0
	AUSTRALIA	385	2 287	0	0
	SUB TOTAL	**6 033**	**12 226**	**0**	**0 ***
4012129000	**RETREADED TYRES,USED ON BUSES/LORRIES,WIDTH>=450MM**				
62592	JAPAN	2	33	0	0
	TAIWAN	58	1 462	0	0
	CHINA	185 617	160 576	332 622	232 481
	SINGAPORE	0	0	56	100
	MALAYSIA	781	3 503	13	25
	SRI LANKA	2 887	9 714	0	0
	UNITED STATES	3	511	0	0
	BELGIUM	1 318	4 872	0	0
	SUB TOTAL	**190 666**	**180 671**	**332 691**	**232 606 ***
4012130000	**RETREADED TYRES,USED ON AIRCRAFT**				
62592	HONG KONG	139 585	689 933	252 955	1 262 271
	CHINA	80 236	354 384	298 991	1 274 028
	THAILAND	6 825	112 203	154 192	848 774
	SINGAPORE	0	0	4 605	516 712
	MALAYSIA	7 849	33 340	29 110	158 016
	UNITED STATES	34	1 834	105	4 714
	BRAZIL	0	0	25	1 121
	UNITED KINGDOM	123 625	546 317	0	0
	SUB TOTAL	**358 154**	**1 738 011**	**739 983**	**4 065 636 ***
4012191000	**RETREADED TYRES,USED ON MOTORCYCLES**				
62592	CHINA	2 518	4 440	1 644	1 951
	INDIA	773	1 125	0	0
	SUB TOTAL	**3 291**	**5 565**	**1 644**	**1 951 ***
4012192000	**RETREADED TYRES,USED ON BICYCLES**				
62592	TAIWAN	1 062	3 602	209	871
	CHINA	12 566	29 240	18 338	34 225
	THAILAND	1 401	3 904	0	0
	VIET NAM	17 565	37 269	3 806	8 286
	SUB TOTAL	**32 594**	**74 015**	**22 353**	**43 382 ***

http://www.bps.go.id

HS / SITC	COMMODITY DESCRIPTION / COUNTRY OF ORIGIN	JANUARY - DECEMBER 2015		JANUARY - DECEMBER 2016	
		NET WEIGHT (KG)	CIF VALUE (US$)	NET WEIGHT (KG)	CIF VALUE (US$)
4012193000	**RETREADED TYRES,USED ON MACHINERY OFHEADING 84.29/84.30**				
62592	CHINA	0	0	637	1 005
	CANADA	2 766	32 725	0	0
	SUB TOTAL	**2 766**	**32 725**	**637**	**1 005 ***
4012199000	**RETREADED TYRES,USED FOR OTH PURPOSSED**				
62592	JAPAN	1 590	10 683	2 439	19 544
	KOREA, REPUBLIC OF	21 230	19 215	0	0
	CHINA	845 776	829 400	110 795	128 496
	SINGAPORE	76 068	197 732	4 924	5 721
	INDIA	93	797	1	121
	SRI LANKA	188	1 280	1 120	8 009
	AUSTRALIA	0	0	36 648	142 459
	UNITED STATES	0	0	1	49
	SUB TOTAL	**944 945**	**1 059 107**	**155 928**	**304 399 ***
4012201000	**USED PNEUMATIC TYRES,USED ON MOTOR CARS**				
62593	BELGIUM	0	0	2	132
	SUB TOTAL	**0**	**0**	**2**	**132 ***
4012202900	**USED PNEUMATIC TYRES,USED ON BUSES/LORRIES, WIDTH>=450MM**				
62593	MALAYSIA	11	19	0	0
	SUB TOTAL	**11**	**19**	**0**	**0 ***
4012204000	**USED PNEUMATIC TYRES,USED ON MOTORCYCLES**				
62593	MALAYSIA	0	0	3 000	1 551
	SUB TOTAL	**0**	**0**	**3 000**	**1 551 ***
4012207000	**USED PNEUMATIC TYRES,USED ON OTH VEHICLE OF CHAPTER 87**				
62593	NEW ZEALAND	0	0	39	260
	SUB TOTAL	**0**	**0**	**39**	**260 ***
4012209900	**USED PNEUMATIC TYRES,USED ON OTH PURPOSE, OTH THAN BUFFED TYRES**				
62593	UNITED STATES	0	0	1	87
	SUB TOTAL	**0**	**0**	**1**	**87 ***
4012901400	**SOLID TYRES,EXTERNAL DIAMETER >250 MM,WIDTH<450MM**				
62594	JAPAN	6 641	27 435	17 858	60 629
	KOREA, REPUBLIC OF	2 177	7 929	828	2 349
	TAIWAN	449	430	0	0
	CHINA	5 209	15 001	48 405	77 255
	THAILAND	5 500	18 232	8 800	22 993
	SINGAPORE	37 509	158 559	49 193	105 023
	MALAYSIA	407	19	0	0
	SRI LANKA	144 395	411 612	247 116	545 332
	AUSTRALIA	0	0	183	1 268
	UNITED STATES	355	4 992	0	0
	GERMANY, FED. REP. OF	407	4 816	3 352	14 787
	SUB TOTAL	**203 049**	**649 025**	**375 735**	**829 636 ***
4012901500	**SOLID TYRES,EXTERNAL DIA.>250,WIDTH> 450MM,USED ON VEHICLE OF CHAP.87.09.**				
62594	JAPAN	12 002	46 595	5 856	19 542
	TAIWAN	0	0	206	3 627
	CHINA	19 451	61 099	544	1 520
	THAILAND	0	0	308	968
	UNITED STATES	97	3 397	165	7 464
	FRANCE	71	140	0	0
	GERMANY, FED. REP. OF	696	1 332	619	1 346
	BELARUS	24 625	126 896	23 603	115 626
	SUB TOTAL	**56 942**	**239 459**	**31 301**	**150 093 ***
4012901600	**OTH SOLID TYRES,EXTERNAL DIAMETER>250MM,OF A WIDTH>450MM**				
62594	JAPAN	4 120	14 161	13 294	46 640
	HONG KONG	0	0	2 064	29 691

http://www.bps.go.id

HS / SITC	COMMODITY DESCRIPTION / COUNTRY OF ORIGIN	JANUARY - DECEMBER 2015		JANUARY - DECEMBER 2016	
		NET WEIGHT (KG)	CIF VALUE (US$)	NET WEIGHT (KG)	CIF VALUE (US$)
	TAIWAN	2 269	13 930	0	0
	CHINA	10 544	37 251	24 085	31 643
	SINGAPORE	1 544	3 350	0	0
	INDIA	0	0	25	1 515
	SUB TOTAL	**18 477**	**68 692**	**39 468**	**109 489 ***
4012901900	**OTH SOLID TYRES,EXTERNAL DIAMETER<250MM,OF A WIDTH>450MM**				
62594	JAPAN	143 878	507 680	148 592	936 064
	HONG KONG	80	2 616	0	0
	KOREA, REPUBLIC OF	26	1 734	1 000	4 375
	TAIWAN	338	1 063	661	4 165
	CHINA	538 653	465 893	266 687	449 505
	THAILAND	4 102	16 849	386	1 299
	SINGAPORE	14 989	22 243	4 296	29 370
	MALAYSIA	45 172	144 440	131 229	564 807
	INDIA	2 697	3 830	30 587	77 709
	SRI LANKA	195 734	593 234	82 525	425 113
	AUSTRALIA	0	0	26	1 615
	UNITED STATES	2 063	20 975	1 785	22 390
	CANADA	0	0	12 894	30 808
	GERMANY, FED. REP. OF	187	3 237	117	1 813
	BELGIUM	470	3 366	9	331
	SWEDEN	0	0	4	92
	ITALY	33 325	141 348	25 404	111 913
	HUNGARY	752	2 400	0	0
	SUB TOTAL	**982 466**	**1 930 908**	**706 202**	**2 661 369 ***
4012902100	**CUSHION TYRES, OF A WIDTH NOT EXCEEDING450MM**				
62594	JAPAN	422	8 067	248	10 496
	HONG KONG	163	5 528	0	0
	KOREA, REPUBLIC OF	0	0	29	1 324
	TAIWAN	4	22	0	0
	CHINA	622	2 227	228	2 608
	SINGAPORE	0	0	50	6 512
	INDIA	0	0	13	134
	UNITED STATES	0	0	1	35
	GERMANY, FED. REP. OF	0	0	1	67
	SUB TOTAL	**1 211**	**15 844**	**570**	**21 176 ***
4012902200	**CUSHION TYRES, OF A WIDTH EXCEEDING450MM**				
62594	CHINA	771	4 618	0	0
	SRI LANKA	28 024	83 523	15 119	54 559
	SUB TOTAL	**28 795**	**88 141**	**15 119**	**54 559 ***
4012907000	**REPLACEABLE TYRE TREADS, WIDTH<450MM**				
62594	CHINA	18 314	50 622	34 692	65 954
	THAILAND	430 632	1 213 893	589 187	1 689 753
	SINGAPORE	722	1 290	0	0
	MALAYSIA	585 585	1 425 395	830 053	1 594 157
	UNITED STATES	144 600	363 816	126 465	328 987
	MEXICO	59 775	152 485	16 975	44 007
	BELGIUM	501	1 276	0	0
	SUB TOTAL	**1 240 129**	**3 208 777**	**1 597 372**	**3 722 858 ***
4012908000	**TYRE FLAPS**				
62594	JAPAN	2 418	24 219	2 596	15 507
	HONG KONG	0	0	14	42
	KOREA, REPUBLIC OF	124 335	404 707	92 109	324 255
	TAIWAN	0	0	2 428	37 216
	CHINA	270 093	419 844	219 045	310 271
	THAILAND	1 529	2 796	0	0
	SINGAPORE	148	730	1	94
	MALAYSIA	18 017	33 338	8 972	17 137
	VIET NAM	0	0	1 800	5 120
	INDIA	304 056	241 556	269 388	285 268
	SRI LANKA	18 804	6 444	0	0
	UNITED STATES	2	72	3	166
	BRAZIL	0	0	7	259

http://www.bps.go.id

HS / SITC	COMMODITY DESCRIPTION / COUNTRY OF ORIGIN	JANUARY - DECEMBER 2015		JANUARY - DECEMBER 2016	
		NET WEIGHT (KG)	CIF VALUE (US$)	NET WEIGHT (KG)	CIF VALUE (US$)
	FRANCE	24 184	125 368	34 559	185 455
	HUNGARY	158	1 200	0	0
	SUB TOTAL	**763 744**	**1 260 274**	**630 922**	**1 180 790 ***
4012909000	**OTH RETREADED/USED PNEUMATIC,SOLID/CUSHION TYRES, OF RUBBER**				
62594	JAPAN	69 743	69 247	122 873	152 862
	KOREA, REPUBLIC OF	4 370	77 910	108	1 197
	TAIWAN	398	4 160	28	243
	CHINA	88 800	240 291	162 680	403 530
	THAILAND	43 614	119 482	72 268	132 906
	SINGAPORE	715	5 184	9 998	52 509
	MALAYSIA	3 685	7 144	14 720	9 323
	VIET NAM	21 049	64 345	23 153	62 804
	INDIA	133 074	256 624	353 814	872 950
	SRI LANKA	12 824	43 143	98 989	369 615
	TURKEY	0	0	3	47
	AUSTRALIA	219	3 595	0	0
	UNITED STATES	247	20 162	10	20
	CANADA	0	0	866	5 908
	BRAZIL	128	2 162	0	0
	UNITED KINGDOM	0	0	62	4 462
	FRANCE	3 000	38 107	0	0
	GERMANY, FED. REP. OF	3	230	64	112
	BELGIUM	162	2 868	17	191
	SWEDEN	109	1 273	0	0
	ITALY	17 662	11 151	6 118	6 127
	SUB TOTAL	**399 802**	**967 078**	**865 771**	**2 074 806 ***
4013101100	**INNER TUBES,OF RUBBER,USED ON MOTOR CARWIDTH TYRES<450MM**				
62591	KOREA, REPUBLIC OF	191 250	727 049	189 025	795 479
	TAIWAN	8	47	0	0
	CHINA	2 318 853	1 912 726	3 321 428	2 632 377
	THAILAND	5	55	9 386	32 668
	SINGAPORE	5	751	0	0
	MALAYSIA	80 817	98 041	8	89
	VIET NAM	0	0	340 661	969 494
	INDIA	757 393	757 276	1 053 640	2 187 244
	ITALY	23 785	137 630	78 866	429 233
	SUB TOTAL	**3 372 116**	**3 633 575**	**4 993 014**	**7 046 584 ***
4013101900	**INNER TUBES,OF RUBBER,USED ON MOTOR CARWIDTH TYRES>450MM**				
62591	KOREA, REPUBLIC OF	0	0	42 341	137 666
	CHINA	46 751	69 586	57 569	126 071
	MALAYSIA	0	0	4	10
	VIET NAM	0	0	23	185
	SUB TOTAL	**46 751**	**69 586**	**99 937**	**263 932 ***
4013102100	**INNER TUBES,OF RUBBER,USED ON BUS/LORRIWIDTH TYRES<450MM**				
62591	JAPAN	3	220	0	0
	KOREA, REPUBLIC OF	137 810	523 214	97 771	340 566
	TAIWAN	15	81	0	0
	CHINA	183 809	428 843	452 161	610 462
	THAILAND	0	0	9 259	41 512
	VIET NAM	456 114	1 461 116	136 045	380 228
	INDIA	18 547	15 525	131 246	161 296
	UNITED STATES	19	2 144	590	7 778
	BELARUS	0	0	12	60
	SUB TOTAL	**796 317**	**2 431 143**	**827 084**	**1 541 902 ***
4013102900	**INNER TUBES,OF RUBBER,USED ON BUS/LORRIWIDTH TYRES>450MM**				
62591	HONG KONG	0	0	954	5 422
	KOREA, REPUBLIC OF	77 863	161 874	114 988	217 758
	CHINA	1 353	1 345	75 094	35 182
	SINGAPORE	1 246	707	0	0
	MALAYSIA	0	0	49 779	100 683
	VIET NAM	81	728	373	2 928
	INDIA	0	0	75 444	89 948

http://www.bps.go.id

HS / SITC	COMMODITY DESCRIPTION / COUNTRY OF ORIGIN	JANUARY - DECEMBER 2015		JANUARY - DECEMBER 2016	
		NET WEIGHT (KG)	CIF VALUE (US$)	NET WEIGHT (KG)	CIF VALUE (US$)
	SUB TOTAL	**80 543**	**164 654**	**316 632**	**451 921 ***
4013200000	**INNER TUBES,OF RUBBER,USED ON BICYCLES**				
62591	JAPAN	132	3 316	0	0
	HONG KONG	0	0	79	229
	KOREA, REPUBLIC OF	0	0	52	1 139
	TAIWAN	43 860	103 641	25 445	61 289
	CHINA	1 206 566	826 795	1 713 881	1 665 277
	THAILAND	9 612	26 770	0	0
	SINGAPORE	5 999	21 284	8 474	20 116
	MALAYSIA	201	299	0	0
	VIET NAM	242 375	706 314	166 487	518 083
	INDIA	728	1 060	0	0
	PAKISTAN	0	0	4	4
	INDONESIA	55	1 412	1	7
	BRAZIL	0	0	11	303
	GERMANY, FED. REP. OF	730	12 885	7 137	52 231
	AUSTRIA	0	0	2	284
	SWITZERLAND	2	311	0	0
	SUB TOTAL	**1 510 260**	**1 704 087**	**1 921 573**	**2 318 962 ***
4013901100	**INNER TUBE,OF RUBBER,USED ON HEADING84.29/84.30;WIDTH TYRES<450MM**				
62591	JAPAN	907	4 751	1 481	9 057
	KOREA, REPUBLIC OF	104 905	353 911	90 562	285 129
	TAIWAN	222	376	3 647	12 731
	CHINA	3 886	11 118	17 808	30 446
	THAILAND	1	1	0	0
	SINGAPORE	0	0	2 537	1 796
	VIET NAM	852	1 623	1 020	1 440
	INDIA	3 835	12 878	16 604	48 552
	UNITED STATES	0	0	256	322
	GERMANY, FED. REP. OF	0	0	17	44
	ITALY	5 511	8 715	5 592	7 401
	SUB TOTAL	**120 119**	**393 373**	**139 524**	**396 918 ***
4013901900	**INNER TUBE,OF RUBBER,USED ON HEADING84.29/84.30;WIDTH TYRES>450MM**				
62591	JAPAN	0	0	6 940	32 941
	KOREA, REPUBLIC OF	61 487	227 219	113 877	412 079
	TAIWAN	0	0	2	70
	CHINA	3 197	5 742	420	592
	SINGAPORE	372	3 440	0	0
	UNITED STATES	125	3 928	0	0
	SUB TOTAL	**65 181**	**240 329**	**121 239**	**445 682 ***
4013902000	**INNER TUBE,OF RUBBER,USED ON MOTORCYCLE**				
62591	TAIWAN	0	0	7	20
	CHINA	24 999	44 552	34 529	31 603
	MALAYSIA	0	0	4	17
	PAKISTAN	0	0	12	14
	SUB TOTAL	**24 999**	**44 552**	**34 552**	**31 654 ***
4013903100	**INNER TUBE,OF RUBBER,USED ON OTH VEHICLE OF CHAP.87, WIDTH TYRES<450MM**				
62591	CHINA	83 400	181 476	95 966	157 378
	THAILAND	2	16	26	376
	AUSTRALIA	3	113	0	0
	UNITED STATES	0	0	55	2 146
	SUB TOTAL	**83 405**	**181 605**	**96 047**	**159 900 ***
4013903900	**INNER TUBE,OF RUBBER,USED ON OTH VEHICLE OF CHAP.87, WIDTH TYRES>450MM**				
62591	KOREA, REPUBLIC OF	68 047	35 641	111 901	107 094
	CHINA	24 567	16 494	9 137	2 600
	SINGAPORE	61	171	0	0
	MALAYSIA	67 659	177 405	35 939	81 028
	SUB TOTAL	**160 334**	**229 711**	**156 977**	**190 722 ***
4013904000	**INNER TUBE,OF RUBBER,USED ON AIRCRAFT**				
62591	HONG KONG	0	0	8	1 170

http://www.bps.go.id

HS / SITC	COMMODITY DESCRIPTION / COUNTRY OF ORIGIN	JANUARY - DECEMBER 2015		JANUARY - DECEMBER 2016	
		NET WEIGHT (KG)	CIF VALUE (US$)	NET WEIGHT (KG)	CIF VALUE (US$)
	SINGAPORE	0	0	9	834
	MALAYSIA	43 958	246 893	0	0
	UNITED STATES	1 350	44 662	58	21 252
	FINLAND	49	2 423	0	0
	ITALY	6	294	0	0
	SUB TOTAL	**45 363**	**294 272**	**75**	**23 256 ***
4013909100	**OTH INNER TUBE,OF RUBBER,SUITABLE FORFITTING TO TYRES OF WIDTH<450MM**				
62591	JAPAN	30 828	157 381	38 022	164 444
	KOREA, REPUBLIC OF	70 383	157 278	110 615	404 605
	CHINA	1 218 610	715 703	1 491 732	1 060 962
	THAILAND	1 203	7 028	0	0
	INDIA	1 102	996	42 301	109 145
	UNITED STATES	3 660	25 454	2 882	49 205
	FRANCE	0	0	20	407
	BELGIUM	0	0	2	2 724
	BELARUS	10	31	0	0
	SUB TOTAL	**1 325 796**	**1 063 871**	**1 685 574**	**1 791 492 ***
4013909900	**OTH INNER TUBE,OF RUBBER,SUITABLE FORFITTING TO TYRES OF WIDTH>450MM**				
62591	JAPAN	3 307	17 003	4 747	20 249
	KOREA, REPUBLIC OF	125 664	738 089	49 141	247 971
	CHINA	42 649	25 325	124 452	56 853
	THAILAND	40	442	23	117
	SINGAPORE	15	112	1 145	812
	MALAYSIA	98	880	0	0
	INDIA	10 641	40 170	26 524	87 909
	UNITED STATES	0	0	1	29
	CANADA	55	627	0	0
	UNITED KINGDOM	0	0	50	1 732
	FRANCE	1	16	0	0
	ITALY	76	504	0	0
	SUB TOTAL	**182 546**	**823 168**	**206 083**	**415 672 ***
4014100000	**SHEATH CONTRACEPTIVES**				
62911	JAPAN	2 846	81 462	5 886	181 854
	HONG KONG	66	1 682	15	101
	TAIWAN	72	496	0	0
	CHINA	256	1 461	1	2
	THAILAND	446 606	4 440 942	484 956	5 096 996
	MALAYSIA	69 911	671 967	152 536	1 578 644
	INDIA	45 364	351 461	0	0
	GERMANY, FED. REP. OF	283	10 436	1 105	36 804
	SUB TOTAL	**565 404**	**5 559 907**	**644 499**	**6 894 401 ***
4014901000	**TEATS FOR FEEDING BOTTLES & SIMILARARTICLES**				
62919	HONG KONG	0	0	872	22 911
	TAIWAN	1 986	14 433	3 036	28 670
	CHINA	88 167	1 002 864	103 479	1 136 838
	THAILAND	49 725	479 135	39 682	386 055
	SINGAPORE	4	82	57	950
	MALAYSIA	17 533	221 943	18 380	199 706
	INDONESIA	4	105	0	0
	SWAZILAND	619	16 789	0	0
	UNITED STATES	3 243	25 743	3 453	65 019
	UNITED KINGDOM	4 351	101 071	3 173	118 910
	NETHERLANDS	0	0	218	3 317
	FRANCE	0	0	128	7 113
	AUSTRIA	0	0	50	1 238
	SWITZERLAND	0	0	168	5 367
	ITALY	2 279	53 086	354	8 707
	HUNGARY	0	0	722	21 713
	SUB TOTAL	**167 911**	**1 915 251**	**173 772**	**2 006 514 ***
4014904000	**STOPPERS FOR PHARMACEUTICAL USE**				
62919	JAPAN	43 835	1 160 466	54 987	1 529 950
	KOREA, REPUBLIC OF	30 187	720 506	20 542	442 763
	CHINA	215 833	2 240 062	355 830	3 457 101

http://www.bps.go.id

HS / SITC	COMMODITY DESCRIPTION / COUNTRY OF ORIGIN	JANUARY - DECEMBER 2015		JANUARY - DECEMBER 2016	
		NET WEIGHT (KG)	CIF VALUE (US$)	NET WEIGHT (KG)	CIF VALUE (US$)
	SINGAPORE	114 643	2 652 237	121 322	2 709 987
	MALAYSIA	0	0	460	14 942
	INDIA	1 043	2 993	2 230	74 067
	UNITED STATES	73	35 653	2	43
	UNITED KINGDOM	10	632	0	0
	NETHERLANDS	9 414	315 827	2 950	88 994
	FRANCE	111 770	1 195 788	149 884	1 643 609
	GERMANY, FED. REP. OF	194	10 991	600	30 399
	BELGIUM	14 135	331 908	38 122	1 070 984
	ITALY	5 152	68 911	10 446	156 697
	SERBIA	289	5 846	2 673	72 820
	SUB TOTAL	**546 578**	**8 741 820**	**760 048**	**11 292 356 ***
4014909000	**OTH HYGIENIC/PHARMACEUTICAL ARTICLES,OFVULCANISED RUBBER**				
62919	JAPAN	3 844	87 617	1 614	32 823
	HONG KONG	261	14 700	239	16 200
	KOREA, REPUBLIC OF	51	541	4	168
	TAIWAN	939	6 557	713	6 480
	CHINA	80 905	504 339	89 304	576 596
	THAILAND	2 092	55 711	1 448	32 808
	SINGAPORE	15	450	1 313	7 247
	PHILIPPINES	635	6 951	0	0
	MALAYSIA	12 913	130 630	16 406	155 435
	INDIA	86 449	842 023	66 217	459 794
	SWAZILAND	268	7 698	0	0
	UNITED KINGDOM	110	2 422	19	668
	NETHERLANDS	0	0	1	34
	GERMANY, FED. REP. OF	2	26	370	14 044
	AUSTRIA	0	0	63	1 571
	SWITZERLAND	0	0	98	3 236
	ITALY	392	15 879	0	0
	SUB TOTAL	**188 876**	**1 675 544**	**177 809**	**1 307 104 ***
4015110000	**GLOVES, MITTENS & MITTS, FOR SURGICAL**				
84822	JAPAN	10	1 866	159	2 356
	TAIWAN	3 519	43 498	0	0
	CHINA	124 053	767 409	107 814	592 225
	THAILAND	87 330	603 029	95 921	590 791
	SINGAPORE	63	3 905	43	1 476
	PHILIPPINES	15 525	97 881	0	0
	MALAYSIA	1 234 789	8 848 907	1 109 690	7 387 350
	INDIA	0	0	1 074	23 614
	SRI LANKA	27 054	227 570	19 391	156 960
	UNITED STATES	0	0	26	2 627
	PUERTO RICO	599	5 872	0	0
	UNITED KINGDOM	0	0	46	635
	GERMANY, FED. REP. OF	125 391	1 088 976	91 836	840 872
	AUSTRIA	8 890	61 530	25 819	163 465
	SUB TOTAL	**1 627 223**	**11 750 443**	**1 451 819**	**9 762 371 ***
4015190000	**GLOVES, MITTENS & MITTS, FOR OTHERPURPOSSED**				
84822	JAPAN	967	23 699	336	11 454
	HONG KONG	12 459	95 934	6 175	55 449
	KOREA, REPUBLIC OF	49 414	586 802	67 277	697 103
	TAIWAN	98 670	147 584	8 637	19 437
	CHINA	86 582	647 157	104 304	564 965
	THAILAND	342 138	1 646 903	388 988	1 557 076
	SINGAPORE	6 059	69 833	13 942	147 877
	MALAYSIA	2 170 959	8 755 171	2 509 763	8 895 891
	VIET NAM	2 267	93 573	5 493	47 298
	INDIA	154	102	18	502
	PAKISTAN	0	0	39	1 135
	SRI LANKA	8 138	99 411	6 508	44 617
	TUNISIA	0	0	61	1 708
	ALGERIA	0	0	9 435	51 184
	AUSTRALIA	47	2 314	71	2 542
	UNITED STATES	62 806	385 525	58 763	331 066
	MEXICO	574	4 810	0	0
	NETHERLANDS	2	12	0	0
	FRANCE	4 563	20 720	48	4 168

http://www.bps.go.id

HS / SITC	COMMODITY DESCRIPTION / COUNTRY OF ORIGIN	JANUARY - DECEMBER 2015		JANUARY - DECEMBER 2016	
		NET WEIGHT (KG)	CIF VALUE (US$)	NET WEIGHT (KG)	CIF VALUE (US$)
	GERMANY, FED. REP. OF	0	0	1 750	10 013
	AUSTRIA	0	0	2 386	34 536
	BELGIUM	4	129	358	5 391
	UKRAINE	0	0	123	3 353
	CROATIA	0	0	509	2 968
	SUB TOTAL	**2 845 803**	**12 579 679**	**3 184 984**	**12 489 733 ***
4015901000	**LEAD APRONS**				
84829	JAPAN	384	2 491	109	5 675
	KOREA, REPUBLIC OF	0	0	1	1
	CHINA	55	218	24	94
	SINGAPORE	227	1 809	151	1 366
	MALAYSIA	24	3 981	14	247
	INDIA	27	697	3 880	72 425
	GERMANY, FED. REP. OF	0	0	142	4 698
	SUB TOTAL	**717**	**9 196**	**4 321**	**84 506 ***
4015902000	**DIVERS' SUITS(WET SUIT)**				
84829	JAPAN	3	231	184	363
	HONG KONG	7 012	12 300	5 744	13 126
	TAIWAN	3 481	5 692	2 969	5 499
	CHINA	1 509	2 432	2 348	4 681
	THAILAND	381	18 508	80	4 433
	SINGAPORE	0	0	498	5 210
	AUSTRALIA	0	0	134	319
	UNITED STATES	36	361	1 048	2 080
	UNITED KINGDOM	1	209	0	0
	ITALY	260	528	466	1 407
	SPAIN	138	1 221	7	297
	ESTONIA	13	597	0	0
	SUB TOTAL	**12 834**	**42 079**	**13 478**	**37 415 ***
4015909000	**OTH ARTICLE OF APPAREL, CLOTHING ACCESSFOR ALL PURPOSSED**				
84829	JAPAN	1 461	196 725	1 930	259 987
	HONG KONG	6 519	99 693	14 921	162 950
	KOREA, REPUBLIC OF	6 540	142 149	5 230	120 390
	TAIWAN	11 474	68 441	25 651	206 984
	CHINA	186 538	584 322	202 100	701 107
	THAILAND	3 193	13 394	4 503	48 998
	SINGAPORE	48 608	402 047	82 714	339 863
	PHILIPPINES	1 184	4 495	0	0
	MALAYSIA	79 499	813 817	241 497	2 178 369
	CAMBODIA	44	150	0	0
	VIET NAM	2 341	37 723	2 345	73 526
	INDIA	67	3 617	23	167
	PAKISTAN	2	9	48	1 581
	SRI LANKA	15	1 376	0	0
	INDONESIA	1 796	39 226	0	0
	UNITED ARAB EMIRATES	136	663	0	0
	NIGERIA	1	21	0	0
	AUSTRALIA	626	21 049	1 269	23 065
	UNITED STATES	16 173	112 123	5 653	65 794
	CANADA	130	133	223	213
	UNITED KINGDOM	1 675	14 371	94	4 672
	NETHERLANDS	151	1 821	2	16
	FRANCE	15	2 782	146	10 081
	GERMANY, FED. REP. OF	116	8 144	367	59 319
	AUSTRIA	0	0	1	1
	BELGIUM	0	0	332	3 185
	SWEDEN	0	0	3	415
	ITALY	155	1 139	128	656
	ROMANIA	0	0	4	388
	SUB TOTAL	**368 459**	**2 569 430**	**589 184**	**4 261 727 ***
4016101000	**PADDING FOR ARTICLES OF APPAREL ORCLOTHING ACCESSORIES**				
62992	JAPAN	2 162	54 277	437	8 072
	HONG KONG	7 516	227 066	3 529	147 577
	KOREA, REPUBLIC OF	61 420	752 641	58 662	672 533
	TAIWAN	572	16 611	1 856	47 607

http://www.bps.go.id

HS / SITC	COMMODITY DESCRIPTION / COUNTRY OF ORIGIN	JANUARY - DECEMBER 2015		JANUARY - DECEMBER 2016	
		NET WEIGHT (KG)	CIF VALUE (US$)	NET WEIGHT (KG)	CIF VALUE (US$)
	CHINA	7 826	119 627	29 464	83 601
	THAILAND	2	31	2 144	20 120
	SINGAPORE	10 639	109 407	464	6 989
	PHILIPPINES	81	1 598	0	0
	MALAYSIA	2 007	19 538	173	6 344
	CAMBODIA	12	586	87	1 772
	VIET NAM	667	11 923	5 657	25 892
	INDIA	1	224	0	0
	ISRAEL	0	0	6	3 578
	AUSTRALIA	3	591	0	0
	UNITED STATES	11	131	38	2 117
	UNITED KINGDOM	1 114	30 113	249	12 223
	FRANCE	198	22 295	5	1 558
	GERMANY, FED. REP. OF	46	4 129	0	0
	ITALY	1 733	10 064	3 429	20 425
	SUB TOTAL	**96 010**	**1 380 852**	**106 200**	**1 060 408 ***
4016102000	**FLOOR TILES AND WALL TILES**				
62992	HONG KONG	0	0	91	463
	TAIWAN	3	24	4	1 313
	CHINA	278	1 773	44	818
	VIET NAM	11	100	0	0
	UNITED STATES	1 477	21 535	0	0
	SUB TOTAL	**1 769**	**23 432**	**139**	**2 594 ***
4016109000	**OTH ARTICLES OF VULCANISED RUBBER OTHEROF CELLULAR RUBBER**				
62992	JAPAN	90 464	1 612 397	166 006	2 925 140
	HONG KONG	4 382	45 081	1 060	6 535
	KOREA, REPUBLIC OF	150 733	815 880	194 241	1 219 579
	TAIWAN	21 359	36 390	68 126	672 800
	CHINA	172 654	668 508	195 446	875 959
	THAILAND	133 734	1 061 973	109 005	854 530
	SINGAPORE	102 055	801 947	245 000	2 556 820
	PHILIPPINES	7 233	79 523	920	10 188
	MALAYSIA	172 267	584 190	214 950	732 008
	VIET NAM	1 257	7 722	4 579	47 547
	INDIA	2 277	18 382	505	760
	PAKISTAN	498	2 675	727	2 349
	SRI LANKA	0	0	7	149
	INDONESIA	4	34	0	0
	TURKEY	15	533	0	0
	SOUTH AFRICA	3	402	0	0
	AUSTRALIA	9 187	15 076	125	4 014
	UNITED STATES	1 457	31 832	4 113	101 091
	CANADA	131 846	217 018	4 582	93 117
	MEXICO	41	462	0	0
	BRAZIL	25	489	67	1 705
	COLOMBIA	0	0	4	2 348
	UNITED KINGDOM	8	251	15	1 374
	NETHERLANDS	54	4 495	331	8 821
	FRANCE	8	3 509	504	23 447
	GERMANY, FED. REP. OF	8 517	273 431	2 076	66 726
	BELGIUM	74	707	72	5 163
	SWITZERLAND	0	0	2	73
	MONACO	17	305	0	0
	SWEDEN	0	0	6	277
	FINLAND	1	7	12	1 712
	IRELAND	0	0	30	1 155
	ITALY	2 313	98 011	195	10 081
	SPAIN	0	0	12	67
	ROMANIA	12	89	0	0
	CROATIA	0	0	203	6 698
	SLOVENIA	3	32	0	0
	SUB TOTAL	**1 012 498**	**6 381 351**	**1 212 921**	**10 232 233 ***
4016911000	**MATS**				
62999	JAPAN	1 860	63 440	3 948	82 418
	HONG KONG	44	100	284 927	362 158
	KOREA, REPUBLIC OF	10 407	35 679	26 252	70 940
	TAIWAN	99 708	205 470	303 545	417 497

http://www.bps.go.id

HS / SITC	COMMODITY DESCRIPTION / COUNTRY OF ORIGIN	JANUARY - DECEMBER 2015		JANUARY - DECEMBER 2016	
		NET WEIGHT (KG)	CIF VALUE (US$)	NET WEIGHT (KG)	CIF VALUE (US$)
	CHINA	1 315 074	1 914 888	2 915 423	3 020 722
	THAILAND	2 423	40 742	221	1 950
	SINGAPORE	261 773	449 705	527 251	742 308
	MALAYSIA	83 619	81 557	95 973	91 731
	VIET NAM	0	0	2 185	16 290
	INDIA	439	1 278	12 548	21 185
	PAKISTAN	0	0	3 225	4 198
	BANGLADESH	76	135	0	0
	TURKEY	14	397	1	56
	SOUTH AFRICA	1	4	0	0
	AUSTRALIA	125	2 352	49	1 013
	UNITED STATES	6 589	42 725	2 648	58 310
	CANADA	0	0	173 891	282 859
	CHILE	0	0	2	249
	BRAZIL	2	61	0	0
	UNITED KINGDOM	9	152	168	5 552
	NETHERLANDS	71	5 316	42	700
	FRANCE	0	0	4	78
	GERMANY, FED. REP. OF	12 425	7 556	515	17 138
	AUSTRIA	36	774	0	0
	SWITZERLAND	0	0	4	262
	SWEDEN	413	7 239	241	2 927
	FINLAND	201	5 329	467	10 465
	ITALY	0	0	141	1 605
	SPAIN	4	71	0	0
	PORTUGAL	5	45	57	1 158
	POLAND	39	2 373	13	813
	LATVIA	4	116	3	113
	CZECH REPUBLIC	26	661	27	1 295
	SUB TOTAL	**1 795 387**	**2 868 165**	**4 353 771**	**5 215 990** *
4016912000	**TILES**				
62999	KOREA, REPUBLIC OF	0	0	17 148	26 316
	CHINA	1 359	1 160	440	758
	THAILAND	0	0	3	24
	SINGAPORE	1 264	2 391	0	0
	GERMANY, FED. REP. OF	0	0	11	6 761
	SUB TOTAL	**2 623**	**3 551**	**17 602**	**33 859** *
4016919000	**OTH FLOOR COVERINGS**				
62999	JAPAN	38 348	392 986	65 934	639 574
	HONG KONG	21 742	36 758	1	6
	KOREA, REPUBLIC OF	7 557	149 840	11 652	221 415
	TAIWAN	171 355	321 189	95 865	152 216
	CHINA	1 507 100	684 007	1 352 569	1 724 083
	THAILAND	11 116	27 917	15 018	33 120
	SINGAPORE	137 421	87 103	206 650	146 875
	PHILIPPINES	0	0	23	289
	MALAYSIA	322 223	283 060	436 992	298 927
	VIET NAM	1	22	11 880	5 517
	INDIA	1 042	11 579	1 832	14 778
	INDONESIA	0	0	2	190
	TURKEY	5 676	21 399	4 310	22 375
	AUSTRALIA	89 134	156 262	961	12 121
	UNITED STATES	7 892	112 478	9 108	60 114
	CANADA	0	0	45 539	93 725
	UNITED KINGDOM	12 281	40 765	43 021	33 525
	NETHERLANDS	292	1 118	8	571
	FRANCE	0	0	199	5 162
	GERMANY, FED. REP. OF	61 474	184 404	5 331	35 576
	BELGIUM	0	0	128	6 305
	NORWAY	3	65	0	0
	SWEDEN	77	1 459	347	5 631
	ITALY	89	2 745	163	3 550
	SPAIN	96	170	0	0
	POLAND	6	200	0	0
	BULGARIA	0	0	57	251
	SLOVENIA	0	0	2	64
	CZECH REPUBLIC	30	1 832	102	3 367
	SUB TOTAL	**2 394 955**	**2 517 358**	**2 307 694**	**3 519 327** *

http://www.bps.go.id

HS / SITC	COMMODITY DESCRIPTION / COUNTRY OF ORIGIN	JANUARY - DECEMBER 2015		JANUARY - DECEMBER 2016	
		NET WEIGHT (KG)	CIF VALUE (US$)	NET WEIGHT (KG)	CIF VALUE (US$)
4016921000	**ERASER TIPS**				
62999	JAPAN	2 225	5 694	3 900	12 118
	HONG KONG	126	180	791	1 129
	KOREA, REPUBLIC OF	2 200	8 164	181	2 648
	TAIWAN	93 002	158 476	74 531	130 453
	CHINA	1 083 087	1 220 657	1 521 554	1 731 198
	THAILAND	2 098	7 270	1 190	6 277
	SINGAPORE	71	161	159	3 772
	MALAYSIA	189	1 220	13	320
	VIET NAM	0	0	72	469
	INDIA	19	87	0	0
	UNITED ARAB EMIRATES	1	2	0	0
	SAINT HELENA	87	408	0	0
	AUSTRALIA	16	638	14	358
	UNITED KINGDOM	519	6 661	485	8 456
	FRANCE	0	0	70	2 053
	GERMANY, FED. REP. OF	138 093	1 119 242	111 169	949 005
	SWITZERLAND	93	1 740	0	0
	SPAIN	239	5 842	195	5 238
	SUB TOTAL	**1 322 065**	**2 536 442**	**1 714 324**	**2 853 494 ***
4016929000	**OTHER ERASERS**				
62999	JAPAN	3 923	64 283	2 086	6 066
	HONG KONG	114	926	18	965
	KOREA, REPUBLIC OF	241	581	568	7 773
	TAIWAN	63 416	48 078	47 087	22 291
	CHINA	558 998	638 410	632 582	849 274
	SINGAPORE	33 782	194 342	9 469	71 265
	MALAYSIA	1 956	5 216	5 191	4 300
	VIET NAM	5	68	37	599
	INDIA	0	0	4	444
	OMAN	0	0	5	1 471
	UNITED ARAB EMIRATES	0	0	4	1 888
	AUSTRALIA	12	1 065	57	3 087
	UNITED STATES	76	4 166	394	19 525
	CANADA	0	0	203	3 391
	MEXICO	0	0	7	649
	UNITED KINGDOM	145	2 315	256	2 564
	FRANCE	5	7	15	2 162
	GERMANY, FED. REP. OF	489	1 336	1 900	123 465
	BELGIUM	111	17 764	7	144
	SWITZERLAND	0	0	2	12
	DENMARK	0	0	27	2 816
	SWEDEN	0	0	56	5 200
	FINLAND	4	72	1 354	189 699
	ITALY	25	2 501	59	1 903
	SPAIN	0	0	1	3
	HUNGARY	3	302	0	0
	CZECH REPUBLIC	0	0	1	10
	SERBIA	0	0	40	1 900
	SUB TOTAL	**663 305**	**981 432**	**701 430**	**1 322 866 ***
4016931000	**GASKET,WASHER&SEAL USED TO INSULATE THETERMINAL LEAD OF ELECTROLYTIC CAPACITOR**				
62999	JAPAN	137 395	2 542 738	182 986	2 838 102
	HONG KONG	710	24 391	1 983	12 960
	KOREA, REPUBLIC OF	13 334	210 913	7 274	112 002
	TAIWAN	2 487	70 696	10 686	96 634
	CHINA	159 987	669 959	233 656	1 226 964
	THAILAND	2 889	82 739	4 948	105 471
	SINGAPORE	41 138	1 004 343	158 148	1 791 755
	PHILIPPINES	29	780	13	2 731
	MALAYSIA	5 747	101 005	292 434	3 671 337
	VIET NAM	292	1 050	336	12 319
	INDIA	255	8 038	11 942	207 009
	SRI LANKA	3 961	9 003	266	28 852
	INDONESIA	10	143	1	229
	IRAQ	9	1 624	0	0
	TURKEY	8	13	14	451
	UNITED ARAB EMIRATES	72	196	9	433
	QATAR	80	3 235	0	0
	CYPRUS	0	0	21	132

http://www.bps.go.id

HS / SITC	COMMODITY DESCRIPTION / COUNTRY OF ORIGIN	JANUARY - DECEMBER 2015		JANUARY - DECEMBER 2016	
		NET WEIGHT (KG)	CIF VALUE (US$)	NET WEIGHT (KG)	CIF VALUE (US$)
	TUNISIA	1	1	0	0
	NIGER	1	13	1	36
	SOUTH AFRICA	19	558	28	517
	AUSTRALIA	2 828	80 375	541	27 645
	NEW ZEALAND	96	1 502	33	5 666
	EAST TIMOR	0	0	507	9 573
	UNITED STATES	12 262	507 591	10 945	458 449
	CANADA	341	18 554	121	8 878
	MEXICO	268	5 148	42	1 557
	ARGENTINA	0	0	1	29
	BRAZIL	11	160	15	471
	UNITED KINGDOM	714	70 510	1 149	288 647
	NETHERLANDS	20 062	45 586	838	58 999
	FRANCE	4 909	161 026	1 425	24 621
	GERMANY, FED. REP. OF	31 927	366 029	13 885	528 410
	AUSTRIA	113	7 916	236	8 038
	BELGIUM	476	18 154	338	7 421
	SWITZERLAND	32	3 921	56	10 797
	DENMARK	832	11 008	809	43 955
	NORWAY	10	3 542	13	5 065
	SWEDEN	85	23 707	1 552	30 923
	FINLAND	54	5 577	37	4 403
	IRELAND	12	40	234	22 390
	ITALY	2 964	92 849	11 044	146 176
	SPAIN	56	1 644	94	3 235
	HUNGARY	151	1 760	19	687
	POLAND	4 917	51 477	2 563	44 493
	ROMANIA	0	0	128	11 812
	BULGARIA	0	0	44	446
	UKRAINE	0	0	1	6
	LITHUANIA	0	0	54	3 327
	ESTONIA	3	33	1	13
	MALTA	7	67	105	2 756
	SLOVAKIA	2	6	11	724
	SLOVENIA	34	3 545	4	273
	CZECH REPUBLIC	59	9 322	250	15 463
	SERBIA	0	0	6	78
	SUB TOTAL	**451 649**	**6 222 487**	**951 847**	**11 883 360 ***
4016932000	**GASKET&O-RING, USED ON MOTOR VEHICLE OFHEADING 87.02,87.03,87.04/87.11**				
62999	JAPAN	713 630	16 961 727	708 360	17 410 512
	HONG KONG	18 742	32 799	18 839	50 437
	KOREA, REPUBLIC OF	34 278	596 344	27 457	588 014
	TAIWAN	29 278	241 912	31 778	251 897
	CHINA	284 898	1 519 338	499 955	2 331 257
	THAILAND	192 256	5 991 735	374 324	7 255 967
	SINGAPORE	268 671	6 155 486	434 731	6 524 366
	PHILIPPINES	10 395	463 095	17 063	501 003
	MALAYSIA	121 990	1 160 251	56 430	828 025
	BRUNEI DARUSSALAM	13	713	10	1 478
	VIET NAM	24 189	943 157	23 456	984 677
	INDIA	14 298	179 983	11 953	195 212
	PAKISTAN	2	2 471	1	300
	SRI LANKA	1 210	1 825	0	0
	INDONESIA	854	22 231	2 248	136 109
	IRAQ	0	0	36	20 069
	SAUDI ARABIA	0	0	32	8 753
	ISRAEL	33	1 718	0	0
	KUWAIT	0	0	1	246
	JORDAN	18	324	0	0
	OMAN	3	1 070	4	763
	TURKEY	836	19 383	2 324	26 971
	UNITED ARAB EMIRATES	1 269	323 948	642	28 587
	QATAR	3	536	0	0
	EGYPT	0	0	3	132
	KENYA	293	3 068	0	0
	ANGOLA	0	0	29	9 991
	CONGO	0	0	4	601
	NIGERIA	0	0	388	2 180
	SENEGAL	1	2	0	0
	SOUTH AFRICA	25	1 334	54	1 372
	AUSTRALIA	7 156	336 127	4 597	310 966

http://www.bps.go.id

HS / SITC	COMMODITY DESCRIPTION / COUNTRY OF ORIGIN	JANUARY - DECEMBER 2015		JANUARY - DECEMBER 2016	
		NET WEIGHT (KG)	CIF VALUE (US$)	NET WEIGHT (KG)	CIF VALUE (US$)
	NEW ZEALAND	82	8 141	26	3 307
	UNITED STATES	69 252	3 929 356	271 129	2 796 771
	CANADA	4 495	128 489	1 830	49 895
	MEXICO	1 535	56 901	1 374	55 482
	VENEZUELA	0	0	79	3 928
	ARGENTINA	0	0	69	5 769
	BRAZIL	1 457	55 810	3 002	44 162
	COLOMBIA	6	2 912	1	238
	ECUADOR	7	589	61	2 573
	PERU	5	816	78	5 468
	UNITED KINGDOM	5 974	371 560	6 198	414 171
	NETHERLANDS	2 777	138 534	7 543	224 889
	FRANCE	11 421	151 710	4 104	154 827
	GERMANY, FED. REP. OF	52 779	2 455 094	32 208	1 194 347
	AUSTRIA	1 335	62 805	705	42 328
	BELGIUM	10 457	251 485	4 598	146 228
	SWITZERLAND	654	33 012	1 231	75 167
	LUXEMBOURG	0	0	432	2 129
	DENMARK	1 067	54 565	1 037	120 401
	NORWAY	803	40 083	16 836	356 485
	SWEDEN	18 271	505 208	16 160	657 232
	FINLAND	3 250	261 749	5 405	455 359
	IRELAND	907	15 742	612	14 741
	ITALY	67 085	878 593	24 984	840 101
	SPAIN	1 693	28 400	11 685	60 638
	PORTUGAL	398	4 985	31	3 497
	GREECE	0	0	1	10
	HUNGARY	241	4 469	555	14 773
	POLAND	707	12 913	1 088	29 669
	ROMANIA	46	504	34	811
	BULGARIA	53	1 527	0	0
	BELARUS	0	0	51	173
	KAZAKHSTAN	0	0	3	1 381
	UKRAINE	25	6 898	0	0
	LITHUANIA	58	2 928	163	9 772
	LATVIA	0	0	1	11
	ESTONIA	194	3 896	202	3 941
	CROATIA	0	0	119	764
	BOSNIA AND HERZEGOVINA	1	28	0	0
	MALTA	49	590	57	1 600
	SLOVAKIA	53	2 166	45	933
	SLOVENIA	15	318	22	446
	CZECH REPUBLIC	301	10 029	229	7 604
	RUSSIA FEDERATION	0	0	5	22
	SERBIA	11	99	9	104
	SUB TOTAL	**1 981 805**	**44 443 481**	**2 628 721**	**45 272 032 ***
4016939000	**OTH GASKETS, WASHERS & OTH SEALS**				
62999	JAPAN	1 126 389	16 897 599	632 069	10 181 456
	HONG KONG	7 231	162 277	3 485	232 987
	KOREA, REPUBLIC OF	37 372	855 380	59 142	1 595 570
	TAIWAN	175 240	1 650 749	36 014	608 648
	CHINA	534 254	4 950 264	757 770	4 223 898
	MACAU	15	2 424	0	0
	PAPUA NEW GUINEA	0	0	2	641
	THAILAND	148 761	2 812 703	159 357	3 719 900
	SINGAPORE	526 707	7 299 411	467 383	4 323 010
	PHILIPPINES	1 701	33 644	243	6 780
	MALAYSIA	545 422	7 084 938	306 303	3 693 421
	BRUNEI DARUSSALAM	10	5 468	7	1 028
	VIET NAM	19 423	485 261	18 211	693 334
	INDIA	16 405	112 779	466	21 674
	SRI LANKA	57	293	244	9 836
	INDONESIA	193	7 277	15	451
	IRAQ	0	0	2	229
	SAUDI ARABIA	0	0	13	4 051
	ISRAEL	2	252	3	513
	OMAN	0	0	2	128
	TURKEY	53	6 190	226	14 065
	UNITED ARAB EMIRATES	84	26 879	54	15 203
	QATAR	7	92	41	533
	EGYPT	2	864	0	0

http://www.bps.go.id

HS / SITC	COMMODITY DESCRIPTION / COUNTRY OF ORIGIN	JANUARY - DECEMBER 2015		JANUARY - DECEMBER 2016	
		NET WEIGHT (KG)	CIF VALUE (US$)	NET WEIGHT (KG)	CIF VALUE (US$)
	MOROCCO	0	0	4	80
	TUNISIA	0	0	4	458
	TANZANIA, UNITED REP. OF	89	14 735	0	0
	GHANA	0	0	4	1 883
	ANGOLA	4	1 056	0	0
	CONGO	4	505	27	1 065
	NIGERIA	0	0	2	551
	GABON	8	2 506	0	0
	SAINT HELENA	266	879	0	0
	AUSTRALIA	3 229	197 832	2 942	232 698
	NEW ZEALAND	53	19 426	14	6 602
	UNITED STATES	221 320	7 070 534	326 465	9 636 383
	CANADA	1 340	73 144	1 621	86 616
	MEXICO	12 917	259 052	18 560	448 759
	PANAMA	1	142	1	8
	CHILE	0	0	30	1 819
	VENEZUELA	0	0	9	2 239
	ARGENTINA	2	945	8	1 019
	BRAZIL	119	1 880	65	2 008
	COLOMBIA	2	669	0	0
	ECUADOR	15	2 572	2	624
	PERU	2	1 046	0	0
	NETHERLANDS ANTILLES	0	0	5	1 850
	UNITED KINGDOM	2 740	267 621	4 137	169 196
	NETHERLANDS	110 063	453 157	20 907	141 539
	FRANCE	13 541	576 239	2 710	112 116
	GERMANY, FED. REP. OF	42 040	1 134 833	54 652	1 499 695
	AUSTRIA	1 279	48 501	765	30 849
	BELGIUM	1 623	127 887	6 116	173 859
	SWITZERLAND	3 728	178 028	8 572	320 193
	LUXEMBOURG	121	5 758	8	2 498
	DENMARK	408	37 862	575	38 130
	NORWAY	104	20 235	65	41 404
	SWEDEN	2 368	199 664	887	93 334
	FINLAND	2 669	104 216	3 477	111 892
	IRELAND	63	9 245	163	12 351
	ITALY	26 431	516 688	11 675	303 268
	SPAIN	215	20 481	372	29 797
	PORTUGAL	856	19 989	6	89
	ICELAND	18	435	1	1
	GREECE	24	4 868	0	0
	HUNGARY	414	15 723	157	3 484
	POLAND	2 845	55 024	208	21 655
	ROMANIA	181	10 893	2	51
	BULGARIA	2	1 024	2	1 011
	BELARUS	0	0	2	8
	LITHUANIA	44	3 513	0	0
	ESTONIA	4	33	0	0
	GEORGIA	0	0	11	821
	CROATIA	0	0	1	1 516
	MALTA	36	2 089	28	473
	SLOVAKIA	2	66	36	2 994
	SLOVENIA	94	2 111	13	399
	CZECH REPUBLIC	340	31 975	313	11 370
	SUB TOTAL	**3 590 952**	**53 889 825**	**2 906 676**	**42 896 011 ***
4016940000	**BOAT/DOCK FENDERS,WHETHER/NOT INFLATABLE**				
62999	JAPAN	176 212	756 553	86 024	362 301
	HONG KONG	1 320	8 192	1 329	3 165
	KOREA, REPUBLIC OF	32 705	194 561	175 238	493 384
	TAIWAN	572	2 035	1 583	2 160
	CHINA	678 905	1 987 363	1 278 531	2 814 440
	SINGAPORE	650 749	1 594 111	946 840	923 049
	MALAYSIA	107 795	290 296	191 721	433 242
	INDIA	29 148	90 918	1 879	7 310
	SRI LANKA	8 748	10 804	0	0
	SEYCHELLES	5 536	19 442	0	0
	AUSTRALIA	368 022	75 899	62	931
	UNITED STATES	15 833	28 735	3 380	21 629
	UNITED KINGDOM	0	0	2 085	8 681
	NETHERLANDS	197 706	696 840	307	542
	FRANCE	1 106	27 379	0	0

http://www.bps.go.id

HS / SITC	COMMODITY DESCRIPTION / COUNTRY OF ORIGIN	JANUARY - DECEMBER 2015		JANUARY - DECEMBER 2016	
		NET WEIGHT (KG)	CIF VALUE (US$)	NET WEIGHT (KG)	CIF VALUE (US$)
	GERMANY, FED. REP. OF	373	6 295	495	103 523
	BELGIUM	0	0	334	3 782
	SWITZERLAND	2	275	0	0
	DENMARK	9 879	62 124	8 150	60 028
	ITALY	0	0	310	4 765
	RUSSIA FEDERATION	0	0	95	637
	SUB TOTAL	**2 284 611**	**5 851 822**	**2 698 363**	**5 243 569 ***
4016950000	**OTH ARTICLES OF VULCANISED RUBBER,INFLATABLE**				
62999	JAPAN	17 968	334 707	14 693	285 035
	HONG KONG	3 579	9 078	531	5 194
	KOREA, REPUBLIC OF	122 138	1 556 520	135 171	1 486 563
	TAIWAN	1 637	7 795	1 058	4 500
	CHINA	1 317 326	3 851 175	1 891 999	4 881 844
	THAILAND	74	562	0	0
	SINGAPORE	1 395	3 034	36 272	200 358
	PHILIPPINES	28 508	163 070	38 597	205 120
	MALAYSIA	9 208	51 774	14 406	28 590
	VIET NAM	40 727	27 179	34 372	28 091
	INDIA	5 047	54 177	3 738	32 083
	UNITED ARAB EMIRATES	82	73	2 624	69 400
	AUSTRALIA	2	331	0	0
	NEW ZEALAND	0	0	67	761
	UNITED STATES	7 811	304 194	761	26 808
	CANADA	34	1 147	0	0
	VENEZUELA	0	0	3	308
	ARGENTINA	175	2 959	0	0
	BRAZIL	0	0	3 367	63 758
	UNITED KINGDOM	1 462	141 100	432	22 164
	NETHERLANDS	0	0	179	935
	FRANCE	208	9 781	4 679	210 785
	GERMANY, FED. REP. OF	514	14 819	1 003	28 035
	BELGIUM	10	354	90	1 761
	SWITZERLAND	0	0	2	327
	DENMARK	0	0	3 611	105 008
	SWEDEN	30	636	21	5 407
	FINLAND	0	0	33	2 733
	ITALY	1 497	62 223	15 854	500 418
	HUNGARY	3	111	0	0
	SLOVENIA	0	0	4 442	94 447
	CZECH REPUBLIC	66	12 474	0	0
	RUSSIA FEDERATION	0	0	8 930	21 965
	SUB TOTAL	**1 559 501**	**6 609 273**	**2 216 935**	**8 312 398 ***
4016991300	**WEATHERSTRIPPING,USED ON MOTOR VEHICLEOF HEADING 87.02,87.03/87.04**				
62999	JAPAN	152 058	1 651 392	102 489	1 336 958
	HONG KONG	25	1 220	103	822
	KOREA, REPUBLIC OF	2 150	26 385	1 959	34 576
	TAIWAN	5 507	142 430	7 456	134 497
	CHINA	38 273	349 819	33 229	148 414
	THAILAND	198 403	1 924 711	13 892	169 444
	SINGAPORE	102	5 607	2 011	29 604
	PHILIPPINES	19	178	9	57
	MALAYSIA	30 686	57 972	22 550	66 374
	VIET NAM	1	24	2	258
	INDIA	181	1 971	502	7 830
	PAKISTAN	0	0	350	3 978
	INDONESIA	115	189	0	0
	TURKEY	8	176	3	92
	MOROCCO	22	503	0	0
	AUSTRALIA	166	5 100	3 424	15 536
	UNITED STATES	365	9 958	208	5 796
	MEXICO	26 156	294 030	1	31
	BRAZIL	20	611	12	1 053
	UNITED KINGDOM	22	695	43	5 345
	NETHERLANDS	1	10	0	0
	FRANCE	65	1 696	344	6 781
	GERMANY, FED. REP. OF	2 431	53 452	2 226	75 768
	AUSTRIA	12	2 097	4	477
	BELGIUM	0	0	26	116
	SWITZERLAND	0	0	3	596

http://www.bps.go.id

HS / SITC	COMMODITY DESCRIPTION / COUNTRY OF ORIGIN	JANUARY - DECEMBER 2015		JANUARY - DECEMBER 2016	
		NET WEIGHT (KG)	CIF VALUE (US$)	NET WEIGHT (KG)	CIF VALUE (US$)
	DENMARK	0	0	2	11
	SWEDEN	0	0	16	1 004
	FINLAND	0	0	1	5
	ITALY	268	7 788	252	5 770
	SPAIN	48	403	10	93
	POLAND	9	305	137	2 565
	MALTA	9	197	11	196
	SLOVAKIA	5	180	0	0
	SLOVENIA	1	4	0	0
	CZECH REPUBLIC	1	22	0	0
	SUB TOTAL	**457 129**	**4 539 125**	**191 275**	**2 054 047 ***
4016991400	**OTH ARTICLE OF VULCANISED RUBBER,FORVEHICLE OF HEADING 87.02~87.05&87.11**				
62999	JAPAN	1 069 425	15 534 862	944 889	17 548 083
	HONG KONG	0	0	642	1 346
	KOREA, REPUBLIC OF	23 379	122 820	1 709	21 050
	TAIWAN	9 924	83 641	3 631	34 270
	CHINA	180 897	1 360 634	220 825	1 643 284
	MACAU	109	920	0	0
	THAILAND	1 182 485	11 591 143	731 586	8 037 107
	SINGAPORE	5 716	34 234	1 012	15 414
	PHILIPPINES	29	293	25	123
	MALAYSIA	68 439	816 676	177 011	2 221 600
	VIET NAM	6 109	154 777	10 311	296 739
	INDIA	107 276	762 232	111 242	772 235
	PAKISTAN	2	20	0	0
	INDONESIA	3	6	4	47
	TURKEY	841	1 874	4 638	18 683
	BAHRAIN	1	81	0	0
	AUSTRALIA	639	14 845	1 149	27 423
	UNITED STATES	25 427	399 578	16 986	281 736
	CANADA	63	2 826	0	0
	MEXICO	2	234	1	6
	BRAZIL	2 918	121 267	10 285	124 369
	UNITED KINGDOM	99	1 970	137	603
	NETHERLANDS	19	354	150	3 234
	FRANCE	450	7 438	411	4 965
	GERMANY, FED. REP. OF	65 058	719 562	40 107	467 614
	AUSTRIA	64	2 947	36	1 081
	BELGIUM	94	2 027	97	2 510
	SWITZERLAND	1	592	0	0
	SWEDEN	338	11 077	3 801	101 340
	FINLAND	14	262	447	12 114
	ITALY	255	10 454	234	3 548
	SPAIN	27	984	454	7 980
	HUNGARY	3 374	29 766	21 037	184 434
	POLAND	624	16 901	1 028	20 981
	ROMANIA	10	427	0	0
	LITHUANIA	0	0	5	106
	ESTONIA	0	0	1	5
	SLOVENIA	61	2 037	149	4 515
	CZECH REPUBLIC	13	526	136	2 815
	SUB TOTAL	**2 754 185**	**31 810 287**	**2 304 176**	**31 861 360 ***
4016991500	**OTH ARTICLE OF VULCANISED RUBBER,FORVEHICLES 87.09,87.13,87.15&87.16**				
62999	JAPAN	24 310	300 945	5 489	97 184
	KOREA, REPUBLIC OF	0	0	29	432
	TAIWAN	10	257	43	126
	CHINA	7 298	7 823	9 803	11 487
	THAILAND	18 138	179 329	19 245	175 124
	SINGAPORE	231	9 820	13	209
	MALAYSIA	0	0	704	1 161
	INDIA	445	15 521	969	7 047
	BANGLADESH	1	51	0	0
	UNITED STATES	158	7 641	172	11 616
	MEXICO	4	41	0	0
	UNITED KINGDOM	0	0	9	135
	GERMANY, FED. REP. OF	54	1 656	178	6 238
	ITALY	2	30	7	309
	SUB TOTAL	**50 651**	**523 114**	**36 661**	**311 068 ***

http://www.bps.go.id

HS / SITC	COMMODITY DESCRIPTION / COUNTRY OF ORIGIN	JANUARY - DECEMBER 2015		JANUARY - DECEMBER 2016	
		NET WEIGHT (KG)	CIF VALUE (US$)	NET WEIGHT (KG)	CIF VALUE (US$)
4016991600	**BICYCLE MUDGUARDS**				
62999	JAPAN	7	162	1	8
	CHINA	0	0	12 750	3 036
	THAILAND	282	2 835	4 707	51 866
	SINGAPORE	6	130	2	2
	UNITED STATES	0	0	3	24
	UNITED KINGDOM	0	0	4	118
	SUB TOTAL	**295**	**3 127**	**17 467**	**55 054 ***
4016991700	**BICYCLE PARTS**				
62999	JAPAN	12 405	67 416	31 920	192 255
	TAIWAN	41 285	110 655	31 550	62 938
	CHINA	1 514	2 011	2 770	7 575
	SINGAPORE	88 011	583 179	53 069	371 669
	SUB TOTAL	**143 215**	**763 261**	**119 309**	**634 437 ***
4016991800	**OTHER BICYCLE ACCESSORIES**				
62999	JAPAN	0	0	75	1 623
	KOREA, REPUBLIC OF	0	0	28	330
	CHINA	6 781	5 484	23 816	20 523
	THAILAND	36	18 194	0	0
	SINGAPORE	351	2 210	10 861	4 497
	SUB TOTAL	**7 168**	**25 888**	**34 780**	**26 973 ***
4016991900	**OTH PARTS & ACCESS FOR VEHICLE OF RUBBER OF CHAPTER 87**				
62999	JAPAN	56 055	972 186	66 333	945 097
	HONG KONG	139	4 146	1 989	19 072
	KOREA, REPUBLIC OF	11 464	180 655	3 538	54 989
	TAIWAN	16 200	36 826	10 599	54 519
	CHINA	180 470	1 842 603	269 557	1 811 719
	THAILAND	328 310	2 573 185	267 762	2 011 124
	SINGAPORE	1 677	46 596	3 261	84 043
	PHILIPPINES	3 396	47 770	4 861	67 008
	MALAYSIA	2 148	10 585	2 291	32 402
	BRUNEI DARUSSALAM	0	0	2	568
	VIET NAM	12	206	18 410	116 201
	INDIA	13 177	162 708	28 497	370 823
	SRI LANKA	0	0	65	7 459
	INDONESIA	92	3 951	2	11
	TURKEY	374	8 356	898	32 632
	TUNISIA	0	0	1	4
	NAMIBIA	1	8	1	3
	SOUTH AFRICA	49	1 108	3	152
	AUSTRALIA	5 618	136 745	2 028	57 762
	UNITED STATES	8 995	177 541	13 148	245 147
	CANADA	115	1 779	54	11 455
	MEXICO	3 216	28 532	1 367	13 405
	BRAZIL	21	365	117	3 910
	UNITED KINGDOM	4 010	105 827	2 083	88 277
	NETHERLANDS	286	14 945	132	7 093
	FRANCE	193	6 152	529	37 246
	GERMANY, FED. REP. OF	11 350	198 708	17 116	372 063
	AUSTRIA	25	325	530	47 162
	BELGIUM	48	686	26	355
	SWITZERLAND	17	1 276	17	498
	DENMARK	1 036	11 671	37	816
	NORWAY	0	0	3	544
	SWEDEN	363	5 571	2 024	128 726
	FINLAND	1	57	27	809
	IRELAND	0	0	6	213
	ITALY	480	13 715	1 832	40 906
	SPAIN	969	4 082	107	5 482
	HUNGARY	14	345	10	479
	POLAND	16	341	14	483
	ROMANIA	0	0	244	28 695
	ESTONIA	0	0	1	23
	MALTA	1	5	0	0
	SLOVENIA	3	88	0	0
	CZECH REPUBLIC	54	678	8	105

http://www.bps.go.id

HS / SITC	COMMODITY DESCRIPTION / COUNTRY OF ORIGIN	JANUARY - DECEMBER 2015		JANUARY - DECEMBER 2016	
		NET WEIGHT (KG)	CIF VALUE (US$)	NET WEIGHT (KG)	CIF VALUE (US$)
	KOSOVO	0	0	2	52
	SUB TOTAL	**650 395**	**6 600 323**	**719 532**	**6 699 532 ***
4016992000	**PARTS & ACCESS OF ROTOCHUTES OF HEADING88.04**				
62999	JAPAN	26	8 245	4 413	75 837
	HONG KONG	1 205	18 769	2 180	28 548
	KOREA, REPUBLIC OF	50 074	461 732	38 883	339 790
	TAIWAN	0	0	74	3 949
	CHINA	16 346	208 110	25 310	222 450
	THAILAND	1	156	538	5 235
	SINGAPORE	0	0	745	2 438
	MALAYSIA	0	0	13 197	49 695
	VIET NAM	111	452	8	11
	INDIA	0	0	5	47
	TURKEY	0	0	2	162
	EGYPT	0	0	112	4 000
	AUSTRALIA	0	0	8	65
	UNITED STATES	16	521	43	1 162
	MEXICO	1	3	94	7 963
	BRAZIL	0	0	4	118
	UNITED KINGDOM	0	0	1	7
	GERMANY, FED. REP. OF	1	14	2 605	24 752
	ITALY	8	220	1	9
	ESTONIA	3	237	0	0
	CZECH REPUBLIC	6	351	0	0
	SUB TOTAL	**67 798**	**698 810**	**88 223**	**766 238 ***
4016993000	**RUBBER BANDS**				
62999	JAPAN	88 026	1 321 167	77 389	1 725 128
	HONG KONG	56 167	1 036 032	35 458	679 100
	KOREA, REPUBLIC OF	251 078	2 068 704	365 656	2 478 128
	TAIWAN	265	10 364	1 181	10 225
	CHINA	378 458	503 985	507 634	803 287
	THAILAND	123 906	794 910	99 548	676 504
	SINGAPORE	88 182	2 125 123	133 759	1 640 345
	PHILIPPINES	225	10 133	1 117	50 891
	MALAYSIA	23 406	45 609	37 458	355 980
	VIET NAM	128 721	159 047	195 724	165 617
	INDIA	1 571	9 766	388	7 681
	SRI LANKA	0	0	427	8 787
	INDONESIA	0	0	19	818
	TOGO	0	0	380	3 212
	AUSTRALIA	9	160	3	220
	NAURU	671	4 399	0	0
	UNITED STATES	1 217	22 811	2 018	42 502
	CANADA	44	5 032	0	0
	BRAZIL	333	2 141	265	5 464
	UNITED KINGDOM	155	110 603	0	0
	NETHERLANDS	1	1	6	147
	GERMANY, FED. REP. OF	1 663	43 239	2 758	56 452
	AUSTRIA	25	2 165	0	0
	SWITZERLAND	15	5 960	0	0
	DENMARK	15	391	850	22 320
	SWEDEN	0	0	7	93
	ITALY	533	6 799	703	13 048
	ESTONIA	0	0	55	1 264
	CROATIA	188	3 714	0	0
	CZECH REPUBLIC	6	2 670	10	1 082
	SUB TOTAL	**1 144 880**	**8 294 925**	**1 462 813**	**8 748 295 ***
4016994000	**WALL TILES**				
62999	JAPAN	138	4 595	6	1 704
	CHINA	206	2 867	4	15
	THAILAND	5 130	67 217	402	3 965
	SINGAPORE	999	28 007	0	0
	MALAYSIA	41 749	190 411	55 653	231 460
	VIET NAM	1	4	0	0
	AUSTRALIA	20	841	0	0
	UNITED STATES	44	946	496	10 457
	GERMANY, FED. REP. OF	2	66	0	0

http://www.bps.go.id

HS / SITC	COMMODITY DESCRIPTION / COUNTRY OF ORIGIN	JANUARY - DECEMBER 2015		JANUARY - DECEMBER 2016	
		NET WEIGHT (KG)	CIF VALUE (US$)	NET WEIGHT (KG)	CIF VALUE (US$)
	SWEDEN	15	266	0	0
	ITALY	188	5 091	130	2 415
	SPAIN	0	0	6	301
	POLAND	15	373	0	0
	SUB TOTAL	**48 507**	**300 684**	**56 697**	**250 317 ***
4016995100	**RUBBER ROLLERS**				
62999	JAPAN	15 342	314 085	22 307	785 426
	HONG KONG	7 424	214 463	9 583	149 123
	KOREA, REPUBLIC OF	62 789	743 590	74 209	743 971
	TAIWAN	12 510	115 965	9 872	57 614
	CHINA	250 682	2 250 802	279 036	2 396 484
	THAILAND	2 500	271 061	10 983	622 648
	SINGAPORE	12 737	184 010	8 802	144 324
	PHILIPPINES	2	3 092	128	6 097
	MALAYSIA	11 144	97 775	6 247	146 424
	VIET NAM	801 550	1 973 007	851 116	2 040 644
	INDIA	267	3 339	2 533	47 717
	INDONESIA	79	5 182	0	0
	TURKEY	25	663	0	0
	AUSTRALIA	3 748	34 659	2 089	12 929
	UNITED STATES	575	13 650	1 409	30 246
	CANADA	7	469	105	528
	BRAZIL	8	326	0	0
	UNITED KINGDOM	2	69	0	0
	NETHERLANDS	0	0	1	7
	FRANCE	655	16 596	0	0
	GERMANY, FED. REP. OF	3 212	137 049	144	5 436
	BELGIUM	26	852	0	0
	SWITZERLAND	49	5 305	3	1 688
	SWEDEN	54	1 277	237	5 292
	ITALY	1 298	14 807	488	27 388
	SPAIN	4	71	290	22 832
	POLAND	18	535	36	426
	SLOVAKIA	2	30	1	12
	SLOVENIA	1	2	0	0
	CZECH REPUBLIC	9	232	3	613
	SUB TOTAL	**1 186 719**	**6 402 963**	**1 279 622**	**7 247 869 ***
4016995200	**TYRE MOULDS BLADDERS**				
62999	JAPAN	51 686	726 681	28 592	446 140
	KOREA, REPUBLIC OF	8 227	122 285	3 964	53 837
	TAIWAN	11 015	126 899	3 747	69 660
	CHINA	23 830	317 446	39 022	500 525
	THAILAND	15 080	173 286	5 442	56 620
	SINGAPORE	248	508	401	2 739
	MALAYSIA	1 795	54 361	0	0
	INDIA	51 183	583 581	38 021	471 728
	AUSTRALIA	370	3 466	41	225
	UNITED STATES	1 856	95 527	4 813	144 505
	ARGENTINA	235	3 092	3 357	9 257
	UNITED KINGDOM	726	22 467	239	8 205
	NETHERLANDS	1 845	306 953	1 948	299 416
	FRANCE	49	851	2	56
	GERMANY, FED. REP. OF	496	13 320	532	19 069
	SWITZERLAND	0	0	3	1 055
	SWEDEN	0	0	8	562
	FINLAND	14	2 967	1	60
	ITALY	298	4 649	1	147
	SPAIN	5	133	14	344
	PORTUGAL	3	49	0	0
	HUNGARY	1 524	12 692	5	238
	POLAND	4	69	1 146	41 407
	SLOVAKIA	5	253	61	1 243
	SLOVENIA	1	3	0	0
	CZECH REPUBLIC	48	813	1 916	24 020
	SUB TOTAL	**170 543**	**2 572 351**	**133 276**	**2 151 058 ***
4016995300	**ELECTRICAL INSULATORS HOODS**				
62999	JAPAN	369	20 487	2 580	161 373

http://www.bps.go.id

HS / SITC	COMMODITY DESCRIPTION / COUNTRY OF ORIGIN	JANUARY - DECEMBER 2015		JANUARY - DECEMBER 2016	
		NET WEIGHT (KG)	CIF VALUE (US$)	NET WEIGHT (KG)	CIF VALUE (US$)
	KOREA, REPUBLIC OF	2 380	29 747	837	11 620
	CHINA	512	6 592	3 254	84 453
	THAILAND	197	732	37	224
	SINGAPORE	48	3 050	41 495	142 654
	PHILIPPINES	0	0	147	5 013
	MALAYSIA	45	9 120	1 293	77 309
	VIET NAM	0	0	20	178
	UNITED STATES	6	970	97	3 930
	CANADA	16	1 777	0	0
	VIRGIN ISLANDS (BRITISH)	0	0	6	125
	UNITED KINGDOM	0	0	3 190	15 248
	NETHERLANDS	8	1 027	0	0
	AUSTRIA	0	0	6	111
	FINLAND	0	0	478	14 641
	SUB TOTAL	**3 581**	**73 502**	**53 440**	**516 879 ***
4016995400	**RUBBER GROMMETS & RUBBER COVER FORAUTOMOTIVE WIRING HARNESSES**				
62999	JAPAN	393 148	9 446 471	406 377	9 897 749
	HONG KONG	3 051	38 424	18 232	113 989
	KOREA, REPUBLIC OF	579 793	249 286	18 497	233 891
	TAIWAN	11 841	200 879	8 545	179 359
	CHINA	196 570	2 417 804	239 327	3 040 882
	THAILAND	203 856	2 376 952	203 063	3 099 256
	SINGAPORE	28 271	281 742	13 773	176 539
	PHILIPPINES	81 643	659 405	58 474	539 199
	MALAYSIA	21 513	244 074	30 905	395 183
	VIET NAM	10 310	90 101	38 324	356 086
	INDIA	12 943	136 145	16 422	147 315
	INDONESIA	10 345	317 633	22 611	639 261
	TURKEY	2	7	0	0
	AUSTRALIA	231	9 728	165	5 303
	UNITED STATES	106 990	1 634 834	49 019	835 785
	CANADA	3	136	406	6 089
	MEXICO	3 033	36 925	23	345
	BRAZIL	13	265	111	2 651
	UNITED KINGDOM	34	1 095	62	690
	FRANCE	50	681	7	243
	GERMANY, FED. REP. OF	5 357	147 813	5 749	187 455
	AUSTRIA	275	7 967	99	6 100
	BELGIUM	161	5 062	167	8 743
	SWITZERLAND	23	844	0	0
	DENMARK	0	0	4	164
	SWEDEN	743	22 006	681	25 629
	FINLAND	0	0	2	13
	ITALY	33	1 397	16	1 041
	SPAIN	1	2	3	15
	GREECE	0	0	20	499
	HUNGARY	28	619	105	3 229
	POLAND	0	0	12	503
	SLOVAKIA	0	0	1	1
	CZECH REPUBLIC	1	3	24	774
	SUB TOTAL	**1 670 262**	**18 328 300**	**1 131 226**	**19 903 981 ***
4016995900	**OTH ARTICLE,USED IN MACHINERY/MECHANICAL/ELECTRICAL APPLIANCES/FOR OTH TECH USE**				
62999	JAPAN	281 937	7 455 108	244 510	7 302 069
	HONG KONG	5 065	90 793	7 329	139 072
	KOREA, REPUBLIC OF	49 587	1 961 155	37 957	1 539 793
	TAIWAN	42 832	1 241 552	37 856	1 022 660
	CHINA	306 307	2 367 116	460 853	4 024 879
	THAILAND	237 341	2 194 498	215 461	1 331 163
	SINGAPORE	42 998	823 469	65 004	1 265 637
	PHILIPPINES	7 955	155 475	2 606	74 675
	MALAYSIA	65 655	1 989 288	17 068	359 393
	BRUNEI DARUSSALAM	7	1 574	0	0
	VIET NAM	18 608	396 083	35 891	666 109
	INDIA	14 808	241 482	18 726	301 868
	PAKISTAN	24	25	1	39
	SRI LANKA	1	19	48	3 016
	INDONESIA	7	208	84	2 358
	SAUDI ARABIA	0	0	5	1 605
	ISRAEL	0	0	30	4 677

http://www.bps.go.id

HS / SITC	COMMODITY DESCRIPTION / COUNTRY OF ORIGIN	JANUARY - DECEMBER 2015		JANUARY - DECEMBER 2016	
		NET WEIGHT (KG)	CIF VALUE (US$)	NET WEIGHT (KG)	CIF VALUE (US$)
	KUWAIT	1	556	0	0
	TURKEY	177	5 004	155	6 702
	UNITED ARAB EMIRATES	5	1 778	8	1 242
	ANGOLA	0	0	40	4 573
	CONGO	0	0	19	862
	CAMEROON	10	2 536	0	0
	SOUTH AFRICA	314	4 423	2 310	21 893
	AUSTRALIA	117 754	1 273 908	35 856	283 352
	NEW ZEALAND	7	316	35	5 105
	UNITED STATES	24 362	1 178 892	26 210	1 018 506
	CANADA	42	9 599	3 006	140 884
	MEXICO	302	11 191	558	17 467
	HONDURAS	0	0	36	1 902
	ARGENTINA	0	0	2	510
	BRAZIL	18	284	98	3 106
	COLOMBIA	5	197	0	0
	ECUADOR	1	590	0	0
	PERU	0	0	17	3 140
	UNITED KINGDOM	6 983	181 251	3 333	133 917
	NETHERLANDS	2 090	98 077	5 148	97 154
	FRANCE	477	48 646	3 907	131 815
	GERMANY, FED. REP. OF	16 435	905 846	18 423	920 460
	AUSTRIA	280	39 256	123	13 545
	BELGIUM	2 059	178 331	2 867	214 115
	SWITZERLAND	83	18 620	184	30 536
	DENMARK	545	40 621	431	29 957
	NORWAY	262	37 022	1	153
	SWEDEN	9 388	465 074	7 711	505 034
	FINLAND	206	14 510	288	22 126
	IRELAND	3	1 449	168	5 258
	ITALY	3 596	241 852	7 756	300 349
	SPAIN	306	11 815	603	44 696
	PORTUGAL	155	2 683	147	2 117
	GREECE	29	5 833	0	0
	HUNGARY	354	8 912	235	6 793
	POLAND	556	16 313	223	12 996
	ROMANIA	89	5 172	15	969
	BULGARIA	5	80	136	2 073
	LITHUANIA	0	0	8	358
	CROATIA	14	836	0	0
	MALTA	229	5 802	205	5 153
	SLOVAKIA	72	8 578	74	2 466
	SLOVENIA	1	72	2	186
	CZECH REPUBLIC	133	5 018	130	4 948
	SERBIA	248	7 698	131	5 284
	SUB TOTAL	**1 260 728**	**23 756 486**	**1 264 028**	**22 040 715 ***
4016996000	**RAIL PAD, OF RUBBER**				
62999	JAPAN	249	27 337	167	6 793
	HONG KONG	11 565	78 194	25	265
	KOREA, REPUBLIC OF	140	1 494	274	2 530
	TAIWAN	196	2 581	147	1 870
	CHINA	2 882	51 954	7 378	57 276
	THAILAND	1 389	63 581	0	0
	SINGAPORE	2 532	9 888	42	7 930
	MALAYSIA	0	0	1 047	9 567
	INDIA	14	37	13	381
	AUSTRALIA	0	0	7	451
	UNITED STATES	4 682	143 687	6 495	218 544
	CANADA	7	121	0	0
	MEXICO	2	122	0	0
	UNITED KINGDOM	9	368	769	5 424
	GERMANY, FED. REP. OF	350 509	16 468	0	0
	BELGIUM	4 985	36 695	2 751	18 557
	FINLAND	112	1 872	16	380
	ITALY	1	54	0	0
	POLAND	0	0	1	45
	RUSSIA FEDERATION	0	0	30	6 079
	SUB TOTAL	**379 274**	**434 453**	**19 162**	**336 092 ***

http://www.bps.go.id

HS / SITC	COMMODITY DESCRIPTION / COUNTRY OF ORIGIN	JANUARY - DECEMBER 2015		JANUARY - DECEMBER 2016	
		NET WEIGHT (KG)	CIF VALUE (US$)	NET WEIGHT (KG)	CIF VALUE (US$)
4016997000	**STRUCTURAL BEARINGS INCLUDING BRIDGEBRIDGE BEARINGS, OTH THAN RAIL PAD**				
62999	JAPAN	116 602	1 847 123	36 788	1 142 896
	HONG KONG	62	9 970	49	2 604
	KOREA, REPUBLIC OF	1 041	8 895	5 572	22 995
	TAIWAN	20	2 321	801	22 284
	CHINA	15 522	49 732	22 252	91 793
	THAILAND	2	73	48	195
	SINGAPORE	6 164	692 873	2 100	49 495
	PHILIPPINES	7 972	177 254	3 376	56 657
	MALAYSIA	41	1 445	46 462	131 193
	VIET NAM	107 368	1 223 184	135 366	1 476 913
	INDIA	33	789	227	26 176
	TURKEY	2	90	20	152
	AUSTRALIA	12	2 359	0	0
	UNITED STATES	128	10 308	549	29 487
	CANADA	209	3 145	307	3 196
	UNITED KINGDOM	0	0	16	1 358
	NETHERLANDS	0	0	739	19 890
	FRANCE	17	1 132	180	12 105
	GERMANY, FED. REP. OF	5 411	155 362	4 930	151 917
	SWITZERLAND	79	4 582	0	0
	SWEDEN	727	31 575	362	11 849
	ITALY	10 793	149 509	66 799	367 052
	SPAIN	0	0	5	2 426
	SLOVAKIA	0	0	128	4 992
	CZECH REPUBLIC	1	35	2	31
	SUB TOTAL	**272 206**	**4 371 756**	**327 078**	**3 627 656 ***
4016999100	**TABLE COVERINGS**				
62999	JAPAN	3	637	12	1 459
	HONG KONG	0	0	6	88
	KOREA, REPUBLIC OF	6	414	0	0
	TAIWAN	1	126	41	430
	CHINA	42	808	4 828	24 158
	THAILAND	20	4 934	0	0
	SINGAPORE	2 967	109 943	88	11 333
	MALAYSIA	0	0	19	2 887
	INDIA	0	0	234	4 068
	UNITED KINGDOM	30	8 084	13	870
	NETHERLANDS	47	741	50	1 303
	FRANCE	0	0	133	2 996
	GERMANY, FED. REP. OF	2 017	55 277	3 189	113 946
	BELGIUM	4 374	10 624	3 303	31 784
	SWEDEN	0	0	13	669
	ITALY	119	12 786	30	2 567
	SPAIN	5	2 373	0	0
	SLOVAKIA	0	0	53	3 443
	CZECH REPUBLIC	0	0	230	15 386
	SUB TOTAL	**9 631**	**206 747**	**12 242**	**217 387 ***
4016999900	**OTH ARTICLES OF VULCANISED RUBBER FOROTH PURPOSSED**				
62999	JAPAN	271 016	3 564 330	330 915	4 736 263
	HONG KONG	6 788	70 842	15 499	106 327
	KOREA, REPUBLIC OF	68 877	588 531	32 917	276 840
	TAIWAN	99 220	314 477	140 555	592 848
	CHINA	818 374	2 567 875	1 384 619	4 713 658
	THAILAND	204 061	1 424 753	194 304	1 741 635
	SINGAPORE	616 846	4 400 876	1 031 741	4 184 694
	PHILIPPINES	3 500	92 441	1 358	58 452
	MALAYSIA	125 206	1 349 298	143 138	1 578 379
	CAMBODIA	0	0	42	603
	BRUNEI DARUSSALAM	77	2 012	2	700
	VIET NAM	89 127	165 900	212 209	179 724
	INDIA	134 296	961 435	67 191	520 832
	PAKISTAN	12	167	342	3 838
	INDONESIA	3 950	19 018	44	713
	IRAQ	0	0	43	3 006
	ISRAEL	0	0	2	813
	KUWAIT	4	1 922	0	0
	TURKEY	663	12 564	9 267	187 621
	UNITED ARAB EMIRATES	0	0	263	8 447

http://www.bps.go.id

HS / SITC	COMMODITY DESCRIPTION / COUNTRY OF ORIGIN	JANUARY - DECEMBER 2015		JANUARY - DECEMBER 2016	
		NET WEIGHT (KG)	CIF VALUE (US$)	NET WEIGHT (KG)	CIF VALUE (US$)
	QATAR	0	0	18	2 143
	TUNISIA	3	67	1	20
	CONGO	60	2 117	0	0
	SOUTH AFRICA	85	2 105	60	2 295
	AUSTRALIA	12 360	293 284	17 380	330 089
	NEW ZEALAND	211	3 188	202	5 516
	CHRISTMAS ISLANDS	3	14	0	0
	UNITED STATES	66 349	1 610 331	43 536	1 355 179
	CANADA	787	18 575	8 269	39 086
	MEXICO	149	7 846	295	13 810
	ARGENTINA	8 644	176 186	603	29 772
	BRAZIL	3 105	97 425	647	17 162
	COLOMBIA	21	1 161	5	1 768
	BOLIVIA	464	18 194	134	3 421
	PERU	1	51	0	0
	UNITED KINGDOM	3 248	189 654	4 857	254 162
	NETHERLANDS	1 510	48 433	11 353	783 925
	FRANCE	2 102	184 902	12 018	388 932
	GERMANY, FED. REP. OF	79 751	1 705 562	147 201	1 767 084
	AUSTRIA	204	49 875	154	27 664
	BELGIUM	2 096	13 775	4 158	33 994
	SWITZERLAND	32 199	74 322	207	14 135
	LUXEMBOURG	414	11 149	487	13 624
	DENMARK	776	9 404	2 808	15 619
	NORWAY	256	9 608	236	3 248
	SWEDEN	10 359	133 850	7 594	112 290
	FINLAND	687	48 971	518	29 588
	IRELAND	179	4 507	209	6 195
	ITALY	97 056	405 233	106 896	689 785
	SPAIN	1 999	18 804	5 064	41 805
	PORTUGAL	2	11	0	0
	ICELAND	5	85	2	26
	GREECE	42	236	0	0
	HUNGARY	128	3 823	209	7 041
	POLAND	5 062	94 702	371	8 093
	ROMANIA	9	86	136	2 467
	BULGARIA	0	0	1	8
	ARMENIA	6	178	0	0
	BELARUS	0	0	4	16
	LITHUANIA	0	0	109	484
	LATVIA	4	45	0	0
	ESTONIA	42	574	44	761
	CROATIA	0	0	2	54
	MALTA	3	116	2	757
	SLOVAKIA	236	6 448	589	14 267
	SLOVENIA	6	74	156	4 700
	CZECH REPUBLIC	2 989	62 523	3 426	78 032
	RUSSIA FEDERATION	27	4	0	0
	SERBIA	8	96	0	0
	SUB TOTAL	**2 775 664**	**20 844 035**	**3 944 412**	**24 994 410 ***
4017001000	**FLOOR TILES&WALL TILES**				
62991	JAPAN	29	605	13	174
	KOREA, REPUBLIC OF	1 457	7 527	19	262
	TAIWAN	22	1 296	27	3 468
	CHINA	163	1 137	132	2 274
	SINGAPORE	311	3 790	35	1 311
	UNITED STATES	1 965	56 269	1 134	47 772
	CANADA	10	259	2	35
	MEXICO	8	104	0	0
	UNITED KINGDOM	8	135	2	14
	GERMANY, FED. REP. OF	158	6 086	53	3 827
	BELGIUM	0	0	53	2 188
	SWEDEN	9 188	200 414	8 421	250 600
	ITALY	36	14 789	3	1 146
	SPAIN	39	3 031	20	7 080
	SUB TOTAL	**13 394**	**295 442**	**9 914**	**320 151 ***
4017002000	**OTHER ARTICLES OF HARD RUBBER**				
62991	JAPAN	87 851	1 094 193	116 343	1 374 581
	HONG KONG	0	0	597	2 106

http://www.bps.go.id

HS / SITC	COMMODITY DESCRIPTION / COUNTRY OF ORIGIN	JANUARY - DECEMBER 2015		JANUARY - DECEMBER 2016	
		NET WEIGHT (KG)	CIF VALUE (US$)	NET WEIGHT (KG)	CIF VALUE (US$)
	KOREA, REPUBLIC OF	527	14 200	716	9 849
	TAIWAN	5 923	12 373	916	13 047
	CHINA	30 067	162 352	52 607	366 437
	THAILAND	2 847	56 163	911	23 440
	SINGAPORE	25 404	83 499	38 117	105 611
	MALAYSIA	331	2 092	6	227
	INDIA	5 711	32 257	9	180
	AUSTRALIA	477	10 732	769	18 128
	UNITED STATES	31 017	787 574	41 596	1 023 126
	CANADA	18	333	872	19 913
	MEXICO	12	389	51	1 302
	BRAZIL	408	5 459	726	17 657
	DOMINICAN REPUBLIC	3	76	7	255
	UNITED KINGDOM	785	19 966	64	2 047
	NETHERLANDS	106	2 462	142	3 512
	FRANCE	2	25	0	0
	GERMANY, FED. REP. OF	1 640	44 697	1 490	32 286
	BELGIUM	0	0	72	3 629
	SWEDEN	1	1	0	0
	FINLAND	0	0	15	726
	ITALY	1 785	41 811	561	16 728
	SPAIN	3	193	7	329
	SUB TOTAL	**194 918**	**2 370 847**	**256 594**	**3 035 116 ***
4017009000	**OTHER HARD RUBBER IN ALL FORM,INCLUDEWASTE & SCRAP, ARTICLES OF HARD RUBBER**				
62991	JAPAN	105 498	842 860	117 614	1 137 102
	HONG KONG	1 112	44 360	521	10 237
	KOREA, REPUBLIC OF	211 623	497 562	329 829	734 304
	TAIWAN	23 276	255 239	31 753	232 873
	CHINA	54 143	193 833	198 295	658 045
	THAILAND	22 955	420 478	17 319	475 986
	SINGAPORE	4 195	44 469	930	21 814
	PHILIPPINES	7	1 390	0	0
	MALAYSIA	5 632	5 735	904	12 829
	VIET NAM	101	5 728	12 051	39 200
	INDIA	191	3 856	7	172
	ISRAEL	0	0	3	15
	TURKEY	233	3 515	153	3 813
	MOROCCO	0	0	3	67
	AUSTRALIA	50	2 076	393	8 565
	UNITED STATES	4 185	227 893	3 605	268 120
	CANADA	466	18 501	403	10 203
	MEXICO	0	0	45	830
	UNITED KINGDOM	2 128	96 627	3 397	103 087
	NETHERLANDS	347	7 085	283	3 385
	FRANCE	3	20	1 195	18 626
	GERMANY, FED. REP. OF	5 680	132 704	5 510	80 243
	AUSTRIA	55	5 003	577	42 151
	BELGIUM	2 214	24 606	905	15 405
	SWITZERLAND	25	444	53	856
	DENMARK	5 047	136 534	13 624	165 247
	SWEDEN	4	105	1 328	13 842
	FINLAND	746	16 064	1 464	54 637
	ITALY	572	49 721	554	50 640
	SPAIN	70	22 995	46	16 294
	PORTUGAL	0	0	1 264	13 589
	HUNGARY	17	586	0	0
	POLAND	52	2 415	90	5 781
	CZECH REPUBLIC	0	0	24	730
	SUB TOTAL	**450 627**	**3 062 404**	**744 142**	**4 198 688 ***
4101201000	**HIDE&SKIN,WEIGHT/SKIN<8KG(SIMPLY DRIED),10KG(DRY-SALT),16KG(FRESH),PRE-TANNED**				
21121	MALAYSIA	298 288	180 577	754 026	429 357
	BRUNEI DARUSSALAM	22 000	13 200	15 400	9 240
	MADAGASCAR	0	0	96 000	67 200
	AUSTRALIA	1 788 610	1 231 262	759 750	594 600
	UNITED STATES	35 962	155 610	0	0
	DOMINICAN REPUBLIC	0	0	153 729	90 273
	NETHERLANDS	26 195	18 337	0	0
	FRANCE	245 256	171 711	35 881	28 706
	GERMANY, FED. REP. OF	1 569 500	1 123 278	1 222 408	907 615

http://www.bps.go.id

HS / SITC	COMMODITY DESCRIPTION / COUNTRY OF ORIGIN	JANUARY - DECEMBER 2015		JANUARY - DECEMBER 2016	
		NET WEIGHT (KG)	CIF VALUE (US$)	NET WEIGHT (KG)	CIF VALUE (US$)
	BELGIUM	121 348	84 944	42 174	33 739
	FINLAND	130 350	91 245	0	0
	ITALY	1 518 589	1 087 943	1 115 040	892 032
	POLAND	472 991	342 376	1 220 080	976 063
	SUB TOTAL	**6 229 089**	**4 500 483**	**5 414 488**	**4 028 825 ***
4101209000	**HIDE&SKIN,WEIGHT/SKIN<8KG(SIMPLY DRY),10KG(DRY-SALT),16KG(FRESH),NOT PRE-TANNED**				
21121	JAPAN	68	762	0	0
	KOREA, REPUBLIC OF	46	752	22	670
	THAILAND	180	6 288	351	16 948
	TURKEY	4	1 020	0	0
	NEW ZEALAND	57	1 164	0	0
	UNITED STATES	0	0	63	3 005
	SUB TOTAL	**355**	**9 986**	**436**	**20 623 ***
4101501000	**WHOLE HIDE & SKIN,OF A WEIGHT >16 KG,PRE-TANNED**				
21129	THAILAND	0	0	27	712
	VIET NAM	0	0	19 000	5 700
	AUSTRALIA	0	0	41 748	84 018
	UNITED STATES	1 474 193	5 490 620	719 501	1 933 766
	FRANCE	81 861	158 922	228 890	307 835
	GERMANY, FED. REP. OF	0	0	38 560	78 905
	IRELAND	73 694	190 859	0	0
	SPAIN	22 000	59 420	0	0
	SUB TOTAL	**1 651 748**	**5 899 821**	**1 047 726**	**2 410 936 ***
4101509000	**WHOLE HIDE & SKIN,OF A WEIGHT >16 KG,NOT PRE-TANNED**				
21129	DOMINICAN REPUBLIC	0	0	183 259	173 500
	SUB TOTAL	**0**	**0**	**183 259**	**173 500 ***
4101909000	**OTH HIDE&SKIN,INC BUTT,WEIGHT/SKIN<8KG(SIMPLY DRY),10KG(DRY-SALT),16KG(FRESH),NO**				
21121	JAPAN	0	0	73	2 276
	AUSTRALIA	303 750	251 673	1 116 620	944 978
	UNITED KINGDOM	25 080	18 810	283 923	227 775
	NETHERLANDS	679 982	547 893	1 041 336	835 994
	FRANCE	812 596	624 160	803 559	636 893
	GERMANY, FED. REP. OF	0	0	46 218	36 502
	FINLAND	42 081	33 027	63 883	51 633
	ITALY	1 587 932	1 267 614	3 772 712	3 189 227
	SPAIN	954 034	755 702	719 588	577 266
	POLAND	0	0	476 663	376 029
	BELARUS	190 350	146 451	361 100	290 527
	LITHUANIA	21 150	15 942	0	0
	CROATIA	0	0	20 938	17 754
	CZECH REPUBLIC	0	0	43 000	36 460
	SUB TOTAL	**4 616 955**	**3 661 272**	**8 749 613**	**7 223 314 ***
4102100000	**RAW SKINS OF SHEEP/LAMBS WITH WOOL ON**				
21160	KOREA, REPUBLIC OF	524	45 647	0	0
	CHINA	1 086	56 754	345	17 008
	INDIA	6 968	244 500	7 342	265 578
	PAKISTAN	0	0	2 146	88 905
	AUSTRALIA	331 076	268 580	472 468	398 360
	UNITED STATES	880	27 156	0	0
	ITALY	34	2 712	0	0
	SPAIN	593	34 793	0	0
	SUB TOTAL	**341 161**	**680 142**	**482 301**	**769 851 ***
4102210000	**RAW SKINS OF SHEEP/LAMBS WITHOUT WOOL ON , PICKLED**				
21170	YEMEN	0	0	42 560	430 000
	AUSTRALIA	24	252	0	0
	GERMANY, FED. REP. OF	0	0	5 836	93 979
	SUB TOTAL	**24**	**252**	**48 396**	**523 979 ***
4102291000	**OTH RAW SKINS OF SHEEP/LAMB WITHOUT WOOL ON, NOT PICKLED,PRE-TANNED**				
21170	AUSTRALIA	95 040	74 172	35 000	21 476

http://www.bps.go.id

HS / SITC	COMMODITY DESCRIPTION / COUNTRY OF ORIGIN	JANUARY - DECEMBER 2015		JANUARY - DECEMBER 2016	
		NET WEIGHT (KG)	CIF VALUE (US$)	NET WEIGHT (KG)	CIF VALUE (US$)
	NEW ZEALAND	0	0	18 403	5 438
	SUB TOTAL	**95 040**	**74 172**	**53 403**	**26 914 ***
4103201000	**RAW HIDE & SKIN OF REPTILES,PRE-TANNED**				
21199	KOREA, REPUBLIC OF	168	14 573	0	0
	SOUTH AFRICA	5	754	0	0
	SUB TOTAL	**173**	**15 327**	**0**	**0 ***
4103209000	**RAW HIDE & SKIN OF REPTILES,NOT PRE-TANNED**				
21199	SINGAPORE	20	1 809	0	0
	AUSTRALIA	2 300	35 448	0	0
	SUB TOTAL	**2 320**	**37 257**	**0**	**0 ***
4103300000	**RAW HIDE & SKIN OF SWINE**				
21199	TAIWAN	10	320	0	0
	SUB TOTAL	**10**	**320**	**0**	**0 ***
4103900000	**RAW HIDE & SKIN OF OTH ANIMAL**				
21199	JAPAN	0	0	95	566
	KOREA, REPUBLIC OF	0	0	11	148
	CHINA	320	70 622	0	0
	MALAYSIA	0	0	45 878	36 702
	PAKISTAN	35	534	0	0
	TURKEY	0	0	25 650	20 520
	UNITED ARAB EMIRATES	79 532	268 635	0	0
	MADAGASCAR	22 500	18 000	72 000	57 600
	SOMALIA	37 986	92 601	0	0
	AUSTRALIA	2 908	20 200	81 250	65 000
	DOMINICAN REPUBLIC	22 700	18 160	55 129	44 103
	FRANCE	599 353	479 482	1 041 523	833 219
	GERMANY, FED. REP. OF	117 381	93 904	667 561	534 043
	ITALY	1 001 770	803 798	1 395 501	1 115 987
	SPAIN	0	0	88 000	71 126
	SUB TOTAL	**1 884 485**	**1 865 936**	**3 472 598**	**2 779 014 ***
4104110010	**BOVINE LEATHER, VEGETABLE PRE-TANNED,FULL GRAINS, UNSPLIT IN THE WET STATE**				
61143	KOREA, REPUBLIC OF	0	0	398	5 532
	TAIWAN	0	0	340	11 663
	CHINA	440	5 317	3 180	39 635
	VIET NAM	703	19 633	0	0
	PAKISTAN	0	0	10	297
	BANGLADESH	32 479	98 220	21 622	59 700
	TURKEY	203 513	421 525	223 532	491 723
	ARGENTINA	41 200	72 110	0	0
	UNITED KINGDOM	0	0	2	119
	SUB TOTAL	**278 335**	**616 805**	**249 084**	**608 669 ***
4104110090	**OTH TANNED/CRUST HIDE&SKIN OF BOVINE,FULL GRAIN,UNSPLIT IN THE WET STATE**				
61143	HONG KONG	73 433	159 975	174 951	233 486
	KOREA, REPUBLIC OF	59 388	110 009	56 347	108 227
	TAIWAN	9 224	151 373	4 187	68 067
	CHINA	347 729	720 332	529 756	752 402
	THAILAND	843 659	1 720 019	1 059 116	1 620 298
	MALAYSIA	100 950	49 889	384 000	166 250
	VIET NAM	1 879 807	3 893 540	994 027	1 341 058
	INDIA	5 080	47 302	0	0
	BANGLADESH	8 868	34 000	0	0
	AUSTRALIA	2 162 474	3 841 643	2 428 550	3 766 419
	UNITED STATES	313 396	632 600	42 956	54 104
	MEXICO	212 551	377 104	672 376	804 924
	ARGENTINA	562 942	1 441 003	287 638	579 391
	BRAZIL	78 180	113 361	0	0
	URUGUAY	309 757	631 392	751 898	1 142 074
	PARAGUAY	498 156	796 373	143 215	105 026
	ITALY	0	0	4	239
	SUB TOTAL	**7 465 594**	**14 719 915**	**7 529 021**	**10 741 965 ***

http://www.bps.go.id

HS / SITC	COMMODITY DESCRIPTION / COUNTRY OF ORIGIN	JANUARY - DECEMBER 2015		JANUARY - DECEMBER 2016	
		NET WEIGHT (KG)	CIF VALUE (US$)	NET WEIGHT (KG)	CIF VALUE (US$)
4104190000	**OTH TANNED/CRUST HIDE&SKIN OF BOVINE,NOT FULL GRAIN,UNSPLIT IN THE WET STATE**				
61143	JAPAN	0	0	226	6 104
	HONG KONG	220	6 697	1 165	34 151
	KOREA, REPUBLIC OF	1 271 721	2 558 868	1 083 494	1 959 529
	TAIWAN	369	9 041	4 837	95 050
	CHINA	1 577	38 436	193 625	2 969 382
	THAILAND	1 118 551	13 995 178	859 510	10 302 221
	SINGAPORE	0	0	46	3 187
	PHILIPPINES	0	0	24 820	22 338
	VIET NAM	240 367	4 344 296	243 659	3 753 741
	INDIA	38	1 027	4 721	102 138
	PAKISTAN	110	2 912	0	0
	AUSTRALIA	190 671	351 853	249 799	398 816
	UNITED STATES	53 370	126 571	0	0
	MEXICO	300 861	442 198	443 499	493 223
	NETHERLANDS	8 728	196 629	329 432	6 847 905
	FRANCE	39 790	58 300	44 670	89 340
	ITALY	25 884	33 787	89 776	52 190
	SUB TOTAL	**3 252 257**	**22 165 793**	**3 573 279**	**27 129 315 ***
4104410000	**CRUST VEGETABLE(SEMI-TANNED) HIDE&SKIN,FULL GRAIN,UNSPLIT;IN THE DRY STATE**				
61144	JAPAN	15	538	0	0
	HONG KONG	44 762	784 309	4 670	117 841
	KOREA, REPUBLIC OF	522 549	5 049 790	286 824	3 330 232
	TAIWAN	22 484	458 755	27 400	905 670
	CHINA	69 103	1 480 014	19 662	1 253 384
	THAILAND	466 710	13 011 475	47 427	1 561 289
	PHILIPPINES	13	539	0	0
	VIET NAM	94 446	2 870 811	130 463	3 419 746
	INDIA	21	263	11 151	126 520
	PAKISTAN	12	158	241	5 510
	TURKEY	0	0	540	98 753
	AUSTRALIA	353	40 685	431	47 763
	UNITED STATES	764	13 981	1 902	45 760
	ARGENTINA	13	418	18	1 028
	BRAZIL	947 113	21 090 361	1 384 186	23 917 669
	URUGUAY	13	475	33 448	781 773
	TRINIDAD AND TOBAGO	3 768	96 221	0	0
	UNITED KINGDOM	0	0	13	468
	NETHERLANDS	0	0	227	16 341
	GERMANY, FED. REP. OF	144	5 286	159	2 860
	ITALY	77 825	1 621 043	233 209	3 668 572
	SLOVAKIA	14	1 568	9	882
	SUB TOTAL	**2 250 122**	**46 526 690**	**2 181 980**	**39 302 061 ***
4104490000	**OTH CRUST VEGETABLE(SEMI-TANNED) HIDE&SKIN,FULL GRAIN,UNSPLIT;IN THE DRY STST**				
61144	JAPAN	757	29 011	66	5 516
	HONG KONG	417 035	9 106 606	249 863	6 134 943
	KOREA, REPUBLIC OF	989 421	16 269 972	768 477	13 879 611
	TAIWAN	418 887	5 516 324	546 882	6 640 988
	CHINA	324 031	5 540 255	692 396	6 977 568
	THAILAND	283 460	4 941 248	195 351	4 721 215
	VIET NAM	920 287	19 053 506	732 318	13 912 043
	INDIA	12 201	195 760	4 116	33 261
	PAKISTAN	4 227	98 309	9 103	338 606
	ETHIOPIA	5	333	0	0
	AUSTRALIA	225	25 034	201	18 882
	NEW ZEALAND	5	49	16	252
	UNITED STATES	10 166	283 610	4 230	62 410
	MEXICO	6 529	123 744	8 321	160 672
	ARGENTINA	113	2 308	1 268	49 812
	BRAZIL	19 375	326 414	8 554	163 547
	COLOMBIA	0	0	2 770	39 466
	U.S. VIRGIN ISLANDS	467	26 131	29	1 084
	NETHERLANDS	0	0	908	19 795
	GERMANY, FED. REP. OF	444	9 430	1 497	29 941
	ITALY	10 910	410 177	1 415	70 967
	SUB TOTAL	**3 418 545**	**61 958 221**	**3 227 781**	**53 260 579 ***

http://www.bps.go.id

HS / SITC	COMMODITY DESCRIPTION / COUNTRY OF ORIGIN	JANUARY - DECEMBER 2015		JANUARY - DECEMBER 2016	
		NET WEIGHT (KG)	CIF VALUE (US$)	NET WEIGHT (KG)	CIF VALUE (US$)
4105100000	**TANNED/CRUST SHEEP/LAMB SKIN,W/O WOOL ON/HAIR ON,IN THE WET STATE**				
61151	TAIWAN	0	0	11	230
	MALAYSIA	5 820	58 290	0	0
	INDIA	1	7	0	0
	PAKISTAN	13	157	0	0
	IRAN (ISLAMIC REPUBLIC OF)	0	0	23	115
	SAUDI ARABIA	256 479	2 820 073	124 597	1 384 327
	YEMEN	0	0	29 446	291 450
	SYRIA ARAB REPUBLIC	37 890	250 867	112 680	724 256
	KENYA	173 068	1 782 224	217 661	2 218 198
	NIGERIA	125 692	1 231 777	44 516	395 280
	UGANDA	28 548	329 798	103 097	1 194 868
	AUSTRALIA	14	1 782	0	0
	UNITED STATES	9	1 081	0	0
	UNITED KINGDOM	4	602	12 556	146 770
	GERMANY, FED. REP. OF	0	0	419	6 750
	SUB TOTAL	**627 538**	**6 476 658**	**645 006**	**6 362 244 ***
4105300000	**TANNED/CRUST SHEEP/LAMB SKIN,W/O WOOL ON/HAIR ON,IN DRY STATE**				
61151	HONG KONG	104	4 139	25	1 289
	KOREA, REPUBLIC OF	13	232	898	24 872
	CHINA	51	2 205	277	13 239
	MALAYSIA	0	0	1 217	78 155
	INDIA	1 364	90 015	1 639	113 834
	PAKISTAN	3 545	132 874	4 245	174 828
	SYRIA ARAB REPUBLIC	13 818	281 375	8 811	132 200
	ETHIOPIA	5 308	322 710	2 270	117 893
	UNITED KINGDOM	8 489	703 768	8 774	716 476
	FRANCE	4 230	48 558	0	0
	GERMANY, FED. REP. OF	0	0	51	4 954
	SPAIN	0	0	105	9 107
	SUB TOTAL	**36 922**	**1 585 876**	**28 312**	**1 386 847 ***
4106210000	**TANNED/CRUST GOAT/KID HIDE&SKIN,W/O WOOL ON/HAIR ON,IN THE WET STATE**				
61161	CHINA	990	8 252	0	0
	MALAYSIA	1 050	520	0	0
	IRAQ	0	0	3 732	17 960
	SYRIA ARAB REPUBLIC	99 981	782 957	44 975	345 774
	SUB TOTAL	**102 021**	**791 729**	**48 707**	**363 734 ***
4106220000	**TANNED/CRUST GOAT/KID HIDE&SKIN,W/O WOOL ON/HAIR ON,IN THE DRY STATE**				
61161	INDIA	2 244	94 107	1 942	80 693
	SYRIA ARAB REPUBLIC	7 300	145 038	7 000	173 231
	UNITED STATES	0	0	3	265
	SUB TOTAL	**9 544**	**239 145**	**8 945**	**254 189 ***
4106310000	**TANNED/CRUST HIDE & SKIN OF SWINE,W/OWOOL ON/HAIR ON,IN THE WET STATE**				
61171	TAIWAN	14	556	28	1 112
	SUB TOTAL	**14**	**556**	**28**	**1 112 ***
4106320000	**TANNED/CRUST HIDE & SKIN OF SWINE,W/OWOOL ON/HAIR ON,IN THE DRY STATE**				
61171	KOREA, REPUBLIC OF	742	14 383	6 503	84 350
	TAIWAN	3 609	100 342	1 146	26 547
	CHINA	704	4 946	0	0
	SUB TOTAL	**5 055**	**119 671**	**7 649**	**110 897 ***
4106401000	**TANNED/CRUST HIDE & SKIN OF REPTILES,W/O WOOL ON/HAIR ON,IN THE WET STATE**				
61172	ITALY	24 909	165 604	0	0
	SUB TOTAL	**24 909**	**165 604**	**0**	**0 ***
4106910000	**OTH TANNED/CRUST HIDE&SKIN OF OTH ANIMAL,W/O WOOL ON/HAIR ON,IN THE WET STATE**				
61179	THAILAND	6 532	32 096	11 150	61 677
	KUWAIT	18 000	55 401	0	0
	UNITED ARAB EMIRATES	13 998	51 339	0	0
	SOMALIA	38 236	82 410	0	0

http://www.bps.go.id

HS / SITC	COMMODITY DESCRIPTION / COUNTRY OF ORIGIN	JANUARY - DECEMBER 2015		JANUARY - DECEMBER 2016	
		NET WEIGHT (KG)	CIF VALUE (US$)	NET WEIGHT (KG)	CIF VALUE (US$)
	KENYA	38 840	113 220	0	0
	SUB TOTAL	**115 606**	**334 466**	**11 150**	**61 677 ***
4106920000	**OTH TANNED/CRUST HIDE&SKIN OF OTH ANIMAL,W/O WOOL ON/HAIR ON,IN THE DRY STATE**				
61179	KOREA, REPUBLIC OF	1 271	14 626	0	0
	TAIWAN	269	4 877	0	0
	SINGAPORE	5	315	0	0
	AUSTRALIA	16 360	1 710 363	518	43 867
	GERMANY, FED. REP. OF	1 470	143 581	0	0
	ITALY	26	1 268	0	0
	SUB TOTAL	**19 401**	**1 875 030**	**518**	**43 867 ***
4107110000	**WHOLE HIDE&SKIN,FULL GRAINS,UNSPLIT OFBOVINE/EQUINE ANIMALS,W/O HAIR ON**				
61145	JAPAN	1 955	85 547	3 480	155 429
	HONG KONG	17 717	455 508	4 342	120 403
	KOREA, REPUBLIC OF	202 760	5 430 063	143 744	3 348 631
	TAIWAN	56 489	1 361 939	47 942	1 005 950
	CHINA	170 093	5 737 878	104 664	2 615 792
	THAILAND	7 267	252 526	981	32 479
	VIET NAM	34 779	1 101 357	27 195	827 499
	INDIA	12 242	395 215	4 848	156 443
	PAKISTAN	440	21 249	3	224
	AUSTRALIA	0	0	32	3 260
	NEW ZEALAND	9 767	303 456	0	0
	UNITED STATES	8 488	385 115	3 842	150 516
	MEXICO	0	0	412	20 212
	ARGENTINA	15 101	464 041	2 152	69 284
	BRAZIL	3 365	152 857	0	0
	UNITED KINGDOM	4 729	125 994	963	20 080
	FRANCE	6 858	589 722	7 044	521 440
	GERMANY, FED. REP. OF	8	796	0	0
	BELGIUM	11 129	125 578	8 012	92 290
	ITALY	20 254	398 002	23 962	489 994
	SUB TOTAL	**583 441**	**17 386 843**	**383 618**	**9 629 926 ***
4107120000	**WHOLE HIDE&SKIN,GRAINS SPLITS OF BOVINE/EQUINE ANIMALS,W/O HAIR ON**				
61145	HONG KONG	46 276	847 511	7 509	175 034
	KOREA, REPUBLIC OF	82 157	1 205 942	2 937	78 010
	TAIWAN	0	0	1 023	33 004
	CHINA	18 219	330 189	10 832	234 210
	THAILAND	649	19 990	3 275	108 190
	SINGAPORE	4	1 476	36	1 493
	PHILIPPINES	1 300	38 348	1 589	37 645
	MALAYSIA	9 209	194 564	6 097	130 361
	VIET NAM	3 332	72 729	3 345	123 358
	INDIA	1 876	34 617	1 863	48 616
	PAKISTAN	2 979	95 796	4 211	118 941
	TURKEY	6 046	89 996	54	1 149
	UNITED STATES	10 590	234 918	13 045	292 447
	ARGENTINA	0	0	485	11 898
	BRAZIL	12 575	324 520	0	0
	VIRGIN ISLANDS (BRITISH)	0	0	81	2 793
	UNITED KINGDOM	0	0	199	5 996
	GERMANY, FED. REP. OF	1 600	79 967	920	54 220
	ITALY	102 405	2 295 525	38 480	625 503
	SUB TOTAL	**299 217**	**5 866 088**	**95 981**	**2 082 868 ***
4107190000	**OTH WHOLE HIDE&SKIN OF BOVINE/ EQUINEANIMALS, IN OTH FORM**				
61145	JAPAN	119	5 898	2 157	158 943
	HONG KONG	436 480	6 988 771	495 789	7 869 434
	KOREA, REPUBLIC OF	121 794	1 885 319	61 223	1 089 381
	TAIWAN	263 749	3 692 140	163 213	2 799 645
	CHINA	326 156	8 497 132	485 464	8 695 571
	THAILAND	307 178	10 150 815	220 562	6 709 877
	SINGAPORE	172	14 537	6	135
	CAMBODIA	0	0	1	9
	VIET NAM	238 432	5 126 948	136 293	3 856 555
	INDIA	1 042 256	14 390 801	1 034 828	12 104 490
	PAKISTAN	71 082	2 607 329	104 300	3 110 386

http://www.bps.go.id

HS / SITC	COMMODITY DESCRIPTION / COUNTRY OF ORIGIN	JANUARY - DECEMBER 2015		JANUARY - DECEMBER 2016	
		NET WEIGHT (KG)	CIF VALUE (US$)	NET WEIGHT (KG)	CIF VALUE (US$)
	BANGLADESH	11 054	418 116	300	4 692
	INDONESIA	610	16 861	673	32 052
	TURKEY	5 041	174 524	9	1 241
	ETHIOPIA	65	3 617	0	0
	NEW ZEALAND	244 030	7 710 225	286 725	8 525 369
	UNITED STATES	3 087	107 016	1 826	57 378
	MEXICO	1 058	11 740	1 025	10 945
	ARGENTINA	14 129	607 697	31 211	1 099 056
	BRAZIL	13 452	41 860	1 511	98 035
	DOMINICAN REPUBLIC	0	0	16	694
	VIRGIN ISLANDS (BRITISH)	33	982	2 966	110 920
	UNITED KINGDOM	68	2 877	4	144
	NETHERLANDS	8 452	657 899	7 646	264 593
	GERMANY, FED. REP. OF	89 638	3 827 684	57 864	2 499 045
	AUSTRIA	0	0	48	1 782
	ITALY	222 114	9 321 203	205 318	8 384 249
	SPAIN	124 903	3 014 186	70 799	1 592 214
	GREECE	0	0	1 133	73 525
	ROMANIA	0	0	3	161
	SUB TOTAL	**3 545 152**	**79 276 177**	**3 372 913**	**69 150 521 ***
4107910000	**OTH WHOLE HIDE&SKIN,INCLUDING SIDE OFBOVINE/EQUINE ANIMALS,FULL GRAINS**				
61145	HONG KONG	247	8 188	10	623
	KOREA, REPUBLIC OF	420	4 948	11 668	338 255
	TAIWAN	155	6 080	20 178	390 989
	CHINA	54 383	2 122 222	39 433	1 357 131
	THAILAND	87 824	3 088 021	31 325	964 949
	VIET NAM	35 457	1 362 195	8 186	244 524
	AUSTRALIA	0	0	9	878
	NEW ZEALAND	25	509	0	0
	UNITED STATES	5	553	5 511	329 323
	UNITED KINGDOM	0	0	82	5 871
	ITALY	43	1 265	18 468	6 553
	SUB TOTAL	**178 559**	**6 593 981**	**134 870**	**3 639 096 ***
4107920000	**OTH WHOLE HIDE&SKIN,INCLUDING SIDE OFBOVINE/EQUINE ANIMALS, GRAIN SPLITS**				
61145	HONG KONG	6 247	203 577	15 791	363 511
	KOREA, REPUBLIC OF	1 268 285	27 466 042	1 361 409	28 885 267
	TAIWAN	8 576	377 311	3 645	101 138
	CHINA	47 529	1 230 109	221 370	5 188 782
	THAILAND	73 080	1 788 477	51 066	1 263 338
	SINGAPORE	162	14 206	0	0
	MALAYSIA	0	0	3	4
	VIET NAM	2 540	111 108	3 499	87 574
	INDIA	73	903	0	0
	PAKISTAN	63 114	1 521 884	30 689	813 696
	TURKEY	3 250	163 240	21 859	607 045
	NEW ZEALAND	290	12 090	0	0
	UNITED STATES	10 815	524 215	5 011	192 419
	MEXICO	0	0	26	1 056
	BRAZIL	14 178	283 482	24 494	462 722
	NETHERLANDS	0	0	1 892	75 038
	GERMANY, FED. REP. OF	6 754	194 264	274	7 381
	ITALY	239 460	7 259 290	312 519	9 009 688
	SPAIN	0	0	845	26 035
	SUB TOTAL	**1 744 353**	**41 150 198**	**2 054 392**	**47 084 694 ***
4107990000	**OTH WHOLE HIDE & SKIN,INCLUDING SIDE,OFBOVINE/EGUINE ANIMALS, IN OTH FORMS**				
61145	JAPAN	1 281	64 949	1 087	65 274
	HONG KONG	524 176	8 669 565	368 719	6 344 685
	KOREA, REPUBLIC OF	1 362 733	12 517 645	1 251 270	11 309 532
	TAIWAN	605 566	9 673 197	590 089	8 363 448
	CHINA	1 978 635	20 538 343	3 013 236	21 543 991
	THAILAND	539 816	12 500 372	1 213 240	26 314 838
	SINGAPORE	10	623	2	56
	CAMBODIA	177	4 092	0	0
	VIET NAM	3 101 319	37 263 557	3 173 527	40 360 791
	INDIA	7 279	285 551	45 720	799 454
	PAKISTAN	37 842	1 310 080	44 056	1 420 491
	BANGLADESH	15 674	507 738	19 040	578 496

http://www.bps.go.id

HS / SITC	COMMODITY DESCRIPTION / COUNTRY OF ORIGIN	JANUARY - DECEMBER 2015		JANUARY - DECEMBER 2016	
		NET WEIGHT (KG)	CIF VALUE (US$)	NET WEIGHT (KG)	CIF VALUE (US$)
	LEBANON	44 370	29 400	0	0
	AUSTRALIA	0	0	68	29 448
	NEW ZEALAND	0	0	23	344
	UNITED STATES	2 067	122 862	1 384	66 132
	MEXICO	0	0	209	3 962
	ARGENTINA	26 301	1 004 969	26 439	793 806
	BRAZIL	2 379	114 200	8 665	377 303
	COLOMBIA	0	0	597	6 567
	VIRGIN ISLANDS (BRITISH)	50 465	1 497 528	73 062	2 049 901
	UNITED KINGDOM	26	1 154	159	5 854
	NETHERLANDS	3 808	169 610	0	0
	GERMANY, FED. REP. OF	22 000	15 431	31 540	18 127
	SWITZERLAND	0	0	1 113	15 435
	ITALY	127 356	3 115 499	131 496	2 945 616
	SPAIN	44 000	21 292	44 597	50 276
	PORTUGAL	5 354	143 947	0	0
	TAJIKISTAN	80	2 372	0	0
	RUSSIA FEDERATION	0	0	320	3 017
	SUB TOTAL	**8 502 714**	**109 573 976**	**10 039 658**	**123 466 844 ***
4112000000	**LEATHER FURTHER PREP. AFTER TANNING/CRUST,OTH THAN LEATHER OF HEADING 41.14**				
61152	JAPAN	1 730	83 064	0	0
	HONG KONG	19 674	214 415	21 054	394 124
	KOREA, REPUBLIC OF	90 653	2 673 397	86 203	2 314 864
	TAIWAN	101	1 106	7	633
	CHINA	60 863	500 369	19 208	206 200
	THAILAND	338	13 768	0	0
	MALAYSIA	4 552	285 718	5 780	338 267
	VIET NAM	779	30 594	298	24 382
	INDIA	59 589	2 592 782	71 593	3 093 524
	PAKISTAN	4 694	232 943	7 085	363 773
	INDONESIA	7	820	2	23
	TURKEY	5 589	302 030	3 653	174 515
	ETHIOPIA	13 600	640 557	11 072	605 634
	TANZANIA, UNITED REP. OF	9	142	0	0
	UGANDA	38 479	467 283	0	0
	UNITED STATES	7	760	0	0
	UNITED KINGDOM	3 810	449 832	2 739	281 732
	GERMANY, FED. REP. OF	105	2 977	0	0
	ITALY	252	9 994	1 049	37 935
	SPAIN	1 231	22 586	0	0
	SUB TOTAL	**306 062**	**8 525 137**	**229 743**	**7 835 606 ***
4113100000	**LEATHER FURTHER PREPARED AFTER TANNING/CRUSTING, OF GOATS OR KIDS**				
61162	JAPAN	24	1 049	883	70 490
	HONG KONG	9 113	468 493	2 847	151 155
	KOREA, REPUBLIC OF	22 516	650 868	28 037	949 957
	TAIWAN	15 828	456 280	2 286	80 404
	CHINA	35 098	1 030 650	32 536	1 228 378
	THAILAND	130	6 577	0	0
	VIET NAM	306	7 990	0	0
	INDIA	92 407	3 674 696	96 146	3 503 795
	PAKISTAN	52 315	2 143 759	60 518	2 571 656
	BANGLADESH	710	29 873	353	12 517
	TURKEY	403	15 775	132	3 073
	ETHIOPIA	9 767	639 834	16 029	995 925
	AUSTRALIA	0	0	27	4 220
	UNITED STATES	106	10 192	371	34 539
	BRAZIL	0	0	1 271	176 897
	UNITED KINGDOM	702	60 995	250	20 791
	NETHERLANDS	10	73	0	0
	GERMANY, FED. REP. OF	12 482	545 191	13 149	643 560
	ITALY	20 151	1 133 562	12 633	764 174
	SPAIN	0	0	120	14 420
	SUB TOTAL	**272 068**	**10 875 857**	**267 588**	**11 225 951 ***
4113200000	**LEATHER FURTHER PREPARED AFTER TANNING/CRUSTING, OF SWINE**				
61171	HONG KONG	5 238	106 011	3 199	84 214
	KOREA, REPUBLIC OF	25 401	692 043	16 579	513 244
	TAIWAN	378 162	7 695 323	255 415	5 269 568

http://www.bps.go.id

HS / SITC	COMMODITY DESCRIPTION / COUNTRY OF ORIGIN	JANUARY - DECEMBER 2015		JANUARY - DECEMBER 2016	
		NET WEIGHT (KG)	CIF VALUE (US$)	NET WEIGHT (KG)	CIF VALUE (US$)
	CHINA	55 752	1 180 535	71 681	1 133 536
	THAILAND	40 168	814 655	14 346	368 629
	VIET NAM	0	0	21 808	494 351
	UNITED STATES	272	6 544	559	13 937
	BELIZE	80	2 648	0	0
	GERMANY, FED. REP. OF	6 077	87 190	0	0
	SWITZERLAND	0	0	174	2 419
	ITALY	481	15 010	0	0
	SUB TOTAL	**511 631**	**10 599 959**	**383 761**	**7 879 898 ***
4113300000	**LEATHER FURTHER PREPARED AFTER TANNING/CRUSTING, OF REPTILES**				
61172	TAIWAN	850	14 162	0	0
	SINGAPORE	0	0	23	267
	PHILIPPINES	0	0	86	734
	AUSTRALIA	0	0	105	2 696
	SUB TOTAL	**850**	**14 162**	**214**	**3 697 ***
4113900000	**LEATHER FURTHER PREPARED AFTER TANNING/CRUSTING, OF OTH ANIMALS**				
61179	JAPAN	52 186	494 897	49 962	543 450
	HONG KONG	0	0	138	1 638
	KOREA, REPUBLIC OF	165 761	1 944 801	151 709	1 721 832
	TAIWAN	1 209	19 341	68	3 232
	CHINA	217 448	534 210	61 207	160 744
	THAILAND	914	38 674	0	0
	SINGAPORE	32	999	0	0
	PAKISTAN	10	571	4	69
	AUSTRALIA	8 221	834 997	18 412	1 874 047
	UNITED STATES	963	43 479	0	0
	FRANCE	112	10 447	0	0
	GERMANY, FED. REP. OF	2 834	273 182	78	7 240
	ITALY	1 041	87 081	159	2 663
	SLOVAKIA	3 650	376 719	6 063	616 187
	SUB TOTAL	**454 381**	**4 659 398**	**287 800**	**4 931 102 ***
4114100000	**CHAMOIS (INCLUDING COMBINATION CHAMOIS)LEATHER**				
61181	JAPAN	1	29	2	2
	KOREA, REPUBLIC OF	0	0	2 955	29 789
	CHINA	40	189	103	1 131
	INDIA	372	16 154	0	0
	PAKISTAN	48	1 883	0	0
	ITALY	103	6 190	0	0
	SPAIN	0	0	4	219
	SUB TOTAL	**564**	**24 445**	**3 064**	**31 141 ***
4114200000	**PATENT LEATHER&PATENT LAMINATED LEATHER, METALISED LEATHER**				
61183	HONG KONG	1 417	34 492	8	2 805
	KOREA, REPUBLIC OF	124 735	874 702	142 832	765 658
	TAIWAN	318 167	2 240 612	356 118	2 458 665
	CHINA	36 816	792 346	17 904	188 974
	MACAU	0	0	452	16 468
	THAILAND	980	37 063	7 872	258 693
	SINGAPORE	39	4 186	0	0
	MALAYSIA	0	0	320	8 052
	INDIA	24 951	1 028 144	41 734	904 647
	PAKISTAN	533	23 517	1 168	59 019
	BANGLADESH	44	1 478	0	0
	TURKEY	83	9 670	14 480	291 608
	AUSTRALIA	33	3 362	0	0
	ARGENTINA	3	177	312	11 605
	ITALY	87 789	2 793 723	106 843	3 475 559
	SPAIN	7 222	99 529	1 512	30 940
	PORTUGAL	4 969	144 424	101	4 559
	GREECE	31	2 675	1 596	105 800
	SUB TOTAL	**607 812**	**8 090 100**	**693 252**	**8 583 052 ***
4115100000	**COMPOSITION LEATHER WITH BASE OF LEATHER/LEATHER FIBRE,IN SLABS, SHEETS/STRIP**				
61120	JAPAN	14 244	575 767	7 280	289 486
	HONG KONG	3 095	70 840	6 145	141 575

http://www.bps.go.id

HS / SITC	COMMODITY DESCRIPTION / COUNTRY OF ORIGIN	JANUARY - DECEMBER 2015		JANUARY - DECEMBER 2016	
		NET WEIGHT (KG)	CIF VALUE (US$)	NET WEIGHT (KG)	CIF VALUE (US$)
	KOREA, REPUBLIC OF	255	6 133	468	16 737
	TAIWAN	1 454	43 720	1 648	44 659
	CHINA	22 929	833 262	21 170	855 889
	THAILAND	948	31 443	1 994	61 768
	SINGAPORE	303	7 232	47	2 435
	CAMBODIA	7	129	0	0
	VIET NAM	3 429	71 356	9 229	222 537
	INDIA	60	2 116	85	1 654
	PAKISTAN	18	614	8	237
	LEBANON	0	0	10	191
	TURKEY	0	0	182	10 029
	EGYPT	40	1 203	0	0
	ETHIOPIA	0	0	5	255
	AUSTRALIA	16	2 071	81	9 385
	NEW ZEALAND	19	113	0	0
	UNITED STATES	97	15 038	99	5 041
	MEXICO	4 037	165 281	2 095	84 596
	ARGENTINA	0	0	21	294
	BRAZIL	10	517	10	711
	COLOMBIA	0	0	7	212
	UNITED KINGDOM	17	3 261	6	464
	FRANCE	9	567	20	1 622
	GERMANY, FED. REP. OF	54	1 662	258	2 323
	ITALY	43 340	133 698	4 405	103 306
	SUB TOTAL	**94 381**	**1 966 023**	**55 273**	**1 855 406 ***
4115200000	**PARING END OTHER WASTE OF COMPOSITIONLEATHER,NOT SUIT FOR LEATHER ARTIC MANU**				
21191	ITALY	0	0	5	755
	SUB TOTAL	**0**	**0**	**5**	**755 ***
4201000000	**SADDLERY & HARNESS FOR ANY ANIMAL OF ANY MATERIALS**				
6122	KOREA, REPUBLIC OF	54	822	0	0
	TAIWAN	0	0	231	3 657
	CHINA	0	0	47	267
	SINGAPORE	3 819	19 795	2	102
	INDIA	257	4 453	64	1 414
	AUSTRALIA	0	0	11	203
	UNITED STATES	0	0	43	9 409
	CANADA	1	2	0	0
	UNITED KINGDOM	0	0	4	479
	NETHERLANDS	0	0	6	183
	DENMARK	114	1 143	5	134
	SUB TOTAL	**4 245**	**26 215**	**413**	**15 848 ***
4202110010	**TRAVEL GOODS W/ MAX DIMENSION OF H X W X L = 56CM X 45CM X 25CM**				
83121	HONG KONG	0	0	1 027	11 615
	TAIWAN	0	0	183	1 836
	CHINA	2 704	144 266	42 339	206 182
	THAILAND	102	6 442	12	1 935
	SINGAPORE	0	0	1 633	4 251
	MALAYSIA	0	0	281	7 502
	VIET NAM	0	0	12	161
	INDIA	0	0	50	465
	UNITED ARAB EMIRATES	0	0	2	377
	UNITED STATES	6	248	34	4 267
	CANADA	0	0	6	1 629
	UNITED KINGDOM	0	0	62	960
	FRANCE	0	0	2	727
	GERMANY, FED. REP. OF	8	809	8	395
	NORWAY	0	0	1	32
	ITALY	9	5 895	36	5 352
	BOSNIA AND HERZEGOVINA	57	862	0	0
	SLOVAKIA	6	209	12	416
	SLOVENIA	6	209	0	0
	SUB TOTAL	**2 898**	**158 940**	**45 700**	**248 102 ***
4202110090	**TRUNK,SUIT,VANITY,EXECUTIVE,BRIEF-CASESWITH OUTER SURFACE OF LEATHER**				
83121	JAPAN	59	2 172	48	5 793
	HONG KONG	213	5 947	1 022	22 645

http://www.bps.go.id

HS / SITC	COMMODITY DESCRIPTION / COUNTRY OF ORIGIN	JANUARY - DECEMBER 2015		JANUARY - DECEMBER 2016	
		NET WEIGHT (KG)	CIF VALUE (US$)	NET WEIGHT (KG)	CIF VALUE (US$)
	KOREA, REPUBLIC OF	142	43 396	299	4 822
	TAIWAN	0	0	5 771	35 788
	CHINA	2 150 457	8 956 173	4 753 948	12 167 487
	THAILAND	103	4 484	8 173	38 106
	SINGAPORE	31 179	167 946	22 526	134 573
	PHILIPPINES	46	8 174	38	1 157
	MALAYSIA	17 002	51 179	340	13 906
	NEPAL	0	0	27	152
	VIET NAM	245	32 040	556	21 819
	INDIA	362	25 356	317	19 019
	INDONESIA	34	122	3	586
	TURKEY	182	39 563	29	3 899
	MOROCCO	1	230	0	0
	AUSTRALIA	1	164	1	25
	UNITED STATES	22	1 629	4 397	27 837
	CANADA	18	2 035	0	0
	DOMINICAN REPUBLIC	62	6 808	0	0
	UNITED KINGDOM	747	81 568	1 863	20 238
	NETHERLANDS	0	0	43	574
	FRANCE	404	219 140	539	446 131
	GERMANY, FED. REP. OF	1	650	124	9 172
	BELGIUM	0	0	20	234
	SWITZERLAND	2	19	22	582
	ITALY	637	137 817	20 554	551 840
	SPAIN	317	64 235	114	61 963
	HUNGARY	2	2	2	252
	POLAND	0	0	1	301
	BULGARIA	12	1 983	0	0
	SUB TOTAL	**2 202 250**	**9 852 832**	**4 820 777**	**13 588 901 ***
4202121100	**SCHOOL SATCHEL WITH OUTER SURFACE OFVULCANISED FIBRE**				
83129	JAPAN	6	614	60	2 101
	HONG KONG	0	0	226	3 498
	KOREA, REPUBLIC OF	432	1 167	133	204
	TAIWAN	0	0	1	30
	CHINA	24 399	360 083	236 892	818 526
	SINGAPORE	53	300	683	43 303
	MALAYSIA	17	522	0	0
	CAMBODIA	187	2 388	0	0
	VIET NAM	5 081	91 301	1 668	40 453
	INDIA	253	4 345	0	0
	PAKISTAN	1	57	31	735
	AUSTRALIA	5	215	33	778
	NEW ZEALAND	0	0	7	329
	NAURU	44	821	0	0
	UNITED STATES	14	1 238	19	4 319
	UNITED KINGDOM	0	0	4	368
	FRANCE	1	24	2	8
	GERMANY, FED. REP. OF	39	3 650	10	162
	ITALY	110	10 704	250	21 580
	SPAIN	0	0	2	4
	ROMANIA	23	1 260	94	4 964
	MOLDOVA, REPUBLIC OF	7	244	0	0
	UKRAINE	28	688	0	0
	SUB TOTAL	**30 700**	**479 621**	**240 115**	**941 362 ***
4202121900	**SCHOOL SATCHEL WITH OUTER SURFACE OFPLASTICS/TEXTILE MATERIALS**				
83122	JAPAN	595	19 844	77	903
	HONG KONG	8 689	89 248	5 358	68 386
	KOREA, REPUBLIC OF	3 159	53 268	391	4 865
	TAIWAN	792	19 334	26	414
	CHINA	638 532	1 931 406	2 325 253	3 546 001
	THAILAND	1 062	56 531	254	3 507
	SINGAPORE	3 704	57 742	8 528	75 381
	MALAYSIA	35 023	30 383	20 124	27 139
	MYANMAR	0	0	1 968	16 283
	CAMBODIA	12 580	359 260	4 703	131 468
	VIET NAM	12 607	366 924	27 549	879 361
	INDIA	16	908	199	7 344
	PAKISTAN	8	15	174	2 326
	BANGLADESH	103	2 020	35	479

http://www.bps.go.id

HS / SITC	COMMODITY DESCRIPTION / COUNTRY OF ORIGIN	JANUARY - DECEMBER 2015		JANUARY - DECEMBER 2016	
		NET WEIGHT (KG)	CIF VALUE (US$)	NET WEIGHT (KG)	CIF VALUE (US$)
	INDONESIA	0	0	9	175
	UNITED ARAB EMIRATES	0	0	4	364
	MOROCCO	6	1 441	0	0
	TUNISIA	1	59	0	0
	AUSTRALIA	0	0	281	3 133
	UNITED STATES	1 017	19 254	525	18 021
	CANADA	0	0	313	2 568
	COLOMBIA	0	0	4	135
	UNITED KINGDOM	1 554	16 083	158	7 395
	NETHERLANDS	0	0	8	772
	FRANCE	571	488 684	917	786 156
	GERMANY, FED. REP. OF	398	21 015	332	15 305
	SWITZERLAND	8	2 555	360	5 845
	SWEDEN	0	0	18	2 062
	FINLAND	0	0	16	208
	ITALY	41	32 183	206	65 386
	SPAIN	32	11 132	68	46 681
	MOLDOVA, REPUBLIC OF	837	31 518	1 702	84 716
	SUB TOTAL	**721 335**	**3 610 807**	**2 399 560**	**5 802 779 ***
4202129100	**TRUNK,SUIT,VANITY,EXECUTIVE,BRIEF-CASESW/ OUT SURFACE OF VULCANISED FIBRE**				
83122	HONG KONG	159	3 642	0	0
	CHINA	18 240	145 478	35 553	138 018
	THAILAND	330	4 691	0	0
	MALAYSIA	102	7 624	0	0
	VIET NAM	33	935	0	0
	INDIA	13	441	0	0
	UNITED STATES	0	0	240	2 254
	UNITED KINGDOM	0	0	18	454
	GERMANY, FED. REP. OF	0	0	8	476
	DENMARK	0	0	2	75
	SWEDEN	0	0	1	111
	ITALY	0	0	41	1 334
	ROMANIA	0	0	62	1 996
	SUB TOTAL	**18 877**	**162 811**	**35 925**	**144 718 ***
4202129900	**TRUNK,SUIT,VANITY,EXECUTIVE,BRIEF-CASESW/ OUT SURFACE OF PLASTICS/TEXTILE MTRL**				
83122	JAPAN	9 304	104 651	9 811	118 957
	HONG KONG	14 446	89 342	22 102	267 874
	KOREA, REPUBLIC OF	3 764	47 526	223 097	140 968
	TAIWAN	7 198	134 621	1 634	28 148
	CHINA	6 445 326	23 642 535	10 858 831	33 574 569
	PAPUA NEW GUINEA	0	0	3	476
	THAILAND	24 468	298 542	58 393	638 790
	SINGAPORE	25 552	156 195	125 158	283 209
	PHILIPPINES	0	0	28	415
	MALAYSIA	43 886	89 508	14 032	48 576
	MYANMAR	2	955	2 300	15 877
	CAMBODIA	48	1 376	239	8 868
	VIET NAM	52 835	472 441	542 109	684 729
	INDIA	30 846	388 856	18 496	168 884
	PAKISTAN	0	0	14	136
	BANGLADESH	3	41	494	15 339
	SRI LANKA	0	0	12 590	8 176
	INDONESIA	6	65	3	102
	ISRAEL	9	166	0	0
	TURKEY	129	1 263	5	17
	UNITED ARAB EMIRATES	2	916	122	815
	BAHRAIN	0	0	2	101
	AUSTRALIA	29	1 870	232	5 288
	NEW ZEALAND	16	668	0	0
	UNITED STATES	20 847	260 974	31 935	447 526
	CANADA	52	3 629	5	285
	BRAZIL	68	3 964	0	0
	COLOMBIA	0	0	1	275
	DOMINICAN REPUBLIC	2	189	0	0
	UNITED KINGDOM	2 816	361 103	716	20 309
	NETHERLANDS	20	831	23	819
	FRANCE	223	11 983	16	3 569
	GERMANY, FED. REP. OF	866	59 531	1 865	58 937
	AUSTRIA	6	928	78	2 975

http://www.bps.go.id

HS / SITC	COMMODITY DESCRIPTION / COUNTRY OF ORIGIN	JANUARY - DECEMBER 2015		JANUARY - DECEMBER 2016	
		NET WEIGHT (KG)	CIF VALUE (US$)	NET WEIGHT (KG)	CIF VALUE (US$)
	BELGIUM	46	7 219	903	13 886
	SWITZERLAND	4 016	26 240	1 196	9 767
	DENMARK	0	0	15	932
	SWEDEN	35	1 356	5	290
	ITALY	220	15 109	325	25 357
	SPAIN	125	2 235	149	8 469
	HUNGARY	2 942	82 368	4 263	52 787
	POLAND	37	760	0	0
	ROMANIA	69	4 958	145	2 340
	MOLDOVA, REPUBLIC OF	4 077	75 638	21	1 140
	LITHUANIA	48	811	0	0
	CROATIA	0	0	1 046	58 211
	BOSNIA AND HERZEGOVINA	7	249	0	0
	CZECH REPUBLIC	0	0	2	25
	RUSSIA FEDERATION	0	0	1	15
	SUB TOTAL	**6 694 391**	**26 351 612**	**11 932 405**	**36 718 228 ***
4202192000	**SCHOOL SATCHEL,TRUNK,SUIT,VANITY,BRIEF,W/ OUTER SURFACE OF PAPERBOARD**				
83129	JAPAN	27	159	69	4 881
	HONG KONG	239	1 744	1 740	3 747
	KOREA, REPUBLIC OF	684	12 422	0	0
	CHINA	14 109	60 310	13 756	24 762
	THAILAND	0	0	17	143
	SINGAPORE	30	228	0	0
	MALAYSIA	644	1 004	0	0
	VIET NAM	0	0	48	496
	FRANCE	9	145	0	0
	GERMANY, FED. REP. OF	26	830	0	0
	SWITZERLAND	203	187	0	0
	ITALY	87	818	0	0
	SUB TOTAL	**16 058**	**77 847**	**15 630**	**34 029 ***
4202199000	**SCHOOL SATCHEL,TRUNK,SUIT,VANITY,BRIEF,W/ OUTER SURFACE OF PLASTIC/TEXTILE MTRL**				
83129	JAPAN	803	52 491	151	5 733
	HONG KONG	8 552	137 889	12 105	348 135
	KOREA, REPUBLIC OF	1 341	3 428	855	3 731
	TAIWAN	37	606	36	209
	CHINA	913 361	2 922 081	2 443 752	6 819 092
	THAILAND	25	62	179	3 419
	SINGAPORE	2 242	7 494	2 566	19 489
	MALAYSIA	122	5 158	150	1 365
	CAMBODIA	0	0	36	668
	NEPAL	0	0	52	213
	VIET NAM	3 900	119 101	7 184	184 886
	INDIA	11	167	0	0
	BANGLADESH	42	714	0	0
	INDONESIA	24	204	0	0
	AUSTRALIA	111	597	8	605
	UNITED STATES	19	929	311	14 483
	UNITED KINGDOM	35	263	10	531
	NETHERLANDS	0	0	84	1 018
	FRANCE	28	1 866	190	2 942
	GERMANY, FED. REP. OF	129	14 780	220	18 638
	SWITZERLAND	11	968	0	0
	DENMARK	0	0	1	122
	ITALY	139	2 283	38	383
	SPAIN	279	4 695	89	1 256
	ICELAND	0	0	1	146
	BELARUS	0	0	29	469
	RUSSIA FEDERATION	0	0	3	97
	SUB TOTAL	**931 211**	**3 275 776**	**2 468 050**	**7 427 630 ***
4202210000	**HAND BAG WITH OUTER SURFACE OF LEATHEROR OF PATENT LEATHER**				
83111	JAPAN	27	1 048	322	11 220
	HONG KONG	246	32 261	137	18 776
	KOREA, REPUBLIC OF	421	83 436	173	70 122
	TAIWAN	18	1 658	0	0
	CHINA	46 124	1 188 198	312 523	5 603 622
	THAILAND	1 218	133 585	12 406	121 127
	SINGAPORE	1 267	323 693	22 218	832 040

http://www.bps.go.id

HS / SITC	COMMODITY DESCRIPTION / COUNTRY OF ORIGIN	JANUARY - DECEMBER 2015		JANUARY - DECEMBER 2016	
		NET WEIGHT (KG)	CIF VALUE (US$)	NET WEIGHT (KG)	CIF VALUE (US$)
	PHILIPPINES	5 579	101 985	1 154	31 659
	MALAYSIA	20	1 372	10 492	669 813
	CAMBODIA	0	0	342	8 290
	BRUNEI DARUSSALAM	0	0	2	153
	VIET NAM	3 171	333 000	5 967	338 250
	INDIA	5 464	257 168	4 183	186 857
	BANGLADESH	13	2 470	1	208
	SRI LANKA	21	1 499	17	872
	INDONESIA	818	99 795	291	29 537
	SAUDI ARABIA	0	0	51	184
	TURKEY	580	136 374	182	43 059
	MOROCCO	112	9 522	29	5 439
	TUNISIA	341	27 819	517	48 880
	RWANDA	0	0	16	937
	AUSTRALIA	15	5 025	3	626
	UNITED STATES	293	29 883	300	23 636
	CANADA	2	554	1	120
	BRAZIL	0	0	2	330
	TRINIDAD AND TOBAGO	0	0	3	1 759
	UNITED KINGDOM	190	51 742	404	95 686
	NETHERLANDS	0	0	3	111
	FRANCE	7 658	6 333 157	13 984	9 419 327
	GERMANY, FED. REP. OF	3	831	15	5 536
	AUSTRIA	0	0	9	1 284
	BELGIUM	0	0	2	1 124
	DENMARK	85	8 612	2	435
	ITALY	10 668	5 477 696	724 118	9 649 709
	SPAIN	2 288	1 026 506	2 250	1 120 305
	PORTUGAL	0	0	5	375
	HUNGARY	25	7 390	3	597
	POLAND	0	0	1	320
	ROMANIA	478	51 279	463 028	313 737
	BULGARIA	128	13 873	44 907	218 779
	LITHUANIA	0	0	2	211
	BOSNIA AND HERZEGOVINA	26	318	0	0
	SUB TOTAL	**87 299**	**15 741 749**	**1 620 065**	**28 875 052 ***
4202220000	**HAND BAG WITH OUTER SURFACE OF PLASTICSHEETING OR OF TEXTILE MATERIALS**				
83112	JAPAN	111	998	1 197	59 325
	HONG KONG	18 943	205 583	32 162	309 084
	KOREA, REPUBLIC OF	1 366	78 918	1 365	48 898
	TAIWAN	880	11 279	1 261	13 291
	CHINA	3 346 251	19 489 911	10 051 512	36 868 831
	THAILAND	14 620	142 761	8 748	119 529
	SINGAPORE	216 036	1 396 588	181 816	940 034
	PHILIPPINES	458	21 018	7 450	88 651
	MALAYSIA	179 266	177 420	89 220	175 283
	MYANMAR	0	0	16	296
	CAMBODIA	3 178	158 273	8 753	386 023
	BRUNEI DARUSSALAM	556	559	0	0
	NEPAL	0	0	79	254
	VIET NAM	6 964	193 330	9 013	425 986
	INDIA	12 094	175 948	4 325	109 848
	PAKISTAN	16	493	253	7 803
	BANGLADESH	1 399	101 107	1 527	128 174
	SRI LANKA	3	126	6	279
	INDONESIA	7 353	21 340	22	773
	TURKEY	429	23 158	514	12 386
	UNITED ARAB EMIRATES	60	573	274	2 498
	MOROCCO	0	0	30	1 925
	TUNISIA	11	1 087	46	7 833
	RWANDA	0	0	10	848
	AUSTRALIA	1 180	12 594	390	4 863
	EAST TIMOR	0	0	1	119
	UNITED STATES	1 800	26 949	943	31 575
	CANADA	0	0	164	1 348
	BRAZIL	40	275	0	0
	COLOMBIA	10	928	0	0
	UNITED KINGDOM	104	3 024	1 832	23 557
	NETHERLANDS	1	6	62	490
	FRANCE	4 083	3 189 925	5 053	4 223 075
	GERMANY, FED. REP. OF	1	22	49	2 911

http://www.bps.go.id

HS / SITC	COMMODITY DESCRIPTION / COUNTRY OF ORIGIN	JANUARY - DECEMBER 2015		JANUARY - DECEMBER 2016	
		NET WEIGHT (KG)	CIF VALUE (US$)	NET WEIGHT (KG)	CIF VALUE (US$)
	AUSTRIA	1	59	0	0
	BELGIUM	10	1 262	14	252
	SWITZERLAND	1	1	38	826
	FINLAND	54	1 263	3	77
	IRELAND	0	0	9	150
	ITALY	1 287	522 138	36 651	596 347
	SPAIN	845	605 576	963	721 563
	PORTUGAL	4	66	76	691
	HUNGARY	3	1 291	0	0
	ROMANIA	118	7 436	170	15 424
	BULGARIA	16	500	1 318	3 701
	MOLDOVA, REPUBLIC OF	29	818	0	0
	UKRAINE	1	17	0	0
	CZECH REPUBLIC	41	1 507	1	18
	REP. OF MACEDONIA	3	75	0	0
	RUSSIA FEDERATION	0	0	1	13
	SUB TOTAL	**3 819 626**	**26 576 202**	**10 447 337**	**45 334 852 ***
4202290000	**HAND BAG WITH OTHER OUTER SURFACE**				
83119	JAPAN	348	11 134	1 346	29 697
	HONG KONG	57 554	923 505	66 925	918 584
	KOREA, REPUBLIC OF	4 965	57 089	4 935	67 624
	TAIWAN	2 754	26 309	5 269	47 177
	CHINA	7 720 961	23 570 193	10 097 964	24 214 353
	THAILAND	15 504	182 527	16 148	138 764
	SINGAPORE	380 377	1 766 552	327 854	954 926
	PHILIPPINES	114	1 387	84	1 055
	MALAYSIA	193 706	285 982	248 842	220 784
	CAMBODIA	9	1 170	2	34
	BRUNEI DARUSSALAM	1 639	1 254	0	0
	NEPAL	0	0	35	518
	VIET NAM	7 963	128 031	1 402	44 842
	INDIA	2 136	93 043	4 891	17 410
	PAKISTAN	0	0	85	798
	BANGLADESH	19	180	12	149
	SRI LANKA	3 278	29 277	7 679	63 659
	INDONESIA	0	0	318	2 235
	SAUDI ARABIA	22 590	299 777	28 726	407 586
	OMAN	0	0	5	103
	TURKEY	0	0	98	2 527
	UNITED ARAB EMIRATES	401	810	313	3 844
	AUSTRALIA	3 429	30 287	3 315	34 804
	NEW ZEALAND	30	2 562	10	1 145
	UNITED STATES	3 447	52 394	3 876	97 198
	CANADA	25	1 728	5	667
	BRAZIL	0	0	42	463
	COLOMBIA	0	0	1	116
	UNITED KINGDOM	171	16 519	163	8 430
	NETHERLANDS	0	0	48	6 375
	FRANCE	187	62 712	501	13 839
	GERMANY, FED. REP. OF	28	1 363	62	6 261
	AUSTRIA	51	820	0	0
	BELGIUM	0	0	2	45
	SWITZERLAND	59	850	82	1 294
	DENMARK	11	890	2	417
	NORWAY	0	0	13	807
	SWEDEN	5	532	52	1 671
	ITALY	1 767	110 539	1 914	132 949
	SPAIN	1 209	21 747	351	8 034
	MOLDOVA, REPUBLIC OF	13	491	0	0
	ESTONIA	0	0	2	749
	CROATIA	0	0	19	679
	SUB TOTAL	**8 424 750**	**27 681 654**	**10 823 393**	**27 452 612 ***
4202310000	**ARTCL IN POCKET/HAND BAG WITH OUTERSURFACE OF LEATHER OR OF PATENT LEATHER**				
83191	JAPAN	0	0	6	163
	HONG KONG	649	18 543	787	16 299
	KOREA, REPUBLIC OF	1 294	105 539	780	49 008
	TAIWAN	429	11 339	755	17 044
	CHINA	247 774	1 278 176	332 572	3 085 516
	THAILAND	1 070	108 199	880	67 345

http://www.bps.go.id

HS / SITC	COMMODITY DESCRIPTION / COUNTRY OF ORIGIN	JANUARY - DECEMBER 2015		JANUARY - DECEMBER 2016	
		NET WEIGHT (KG)	CIF VALUE (US$)	NET WEIGHT (KG)	CIF VALUE (US$)
	SINGAPORE	5 820	81 141	682	129 999
	PHILIPPINES	214	21 120	381	27 064
	MALAYSIA	24	58	3 595	240 351
	CAMBODIA	0	0	5	377
	VIET NAM	729	64 150	907	46 119
	INDIA	7 198	373 259	5 971	329 241
	PAKISTAN	4	21	27	150
	INDONESIA	12	2 183	3	252
	TURKEY	124	24 104	15	554
	MOROCCO	3	163	1	42
	TUNISIA	1	28	17	1 579
	SOUTH AFRICA	0	0	4	155
	AUSTRALIA	2	622	0	0
	UNITED STATES	74	4 244	52	4 400
	MEXICO	1	35	0	0
	COLOMBIA	0	0	1	175
	DOMINICAN REPUBLIC	3	463	0	0
	UNITED KINGDOM	305	40 167	27	2 247
	NETHERLANDS	0	0	14	2 218
	FRANCE	1 413	692 068	2 124	928 578
	GERMANY, FED. REP. OF	147	11 093	265	70 457
	BELGIUM	53	4 817	84	8 497
	SWITZERLAND	55	13 487	39	1 702
	DENMARK	0	0	100	9 661
	SWEDEN	0	0	2	297
	IRELAND	0	0	11	531
	ITALY	1 849	564 690	16 364	898 380
	SPAIN	1 057	463 894	1 271	647 704
	PORTUGAL	0	0	2	90
	ROMANIA	69	5 437	151	10 356
	BULGARIA	12	1 165	0	0
	BOSNIA AND HERZEGOVINA	20	421	1	59
	SLOVAKIA	0	0	13	464
	SLOVENIA	9	280	2	53
	CZECH REPUBLIC	48	1 061	12	834
	RUSSIA FEDERATION	0	0	4	22
	SUB TOTAL	**270 462**	**3 891 967**	**367 927**	**6 597 983 ***
4202320000	**ARTCL IN POCKET/HAND BAG WITH OUTER SURFACE OF PLASTICS OR OF TEXTILE**				
83191	JAPAN	401	4 180	4	173
	HONG KONG	1 398	22 998	5 449	41 783
	KOREA, REPUBLIC OF	6 627	246 398	6 578	357 812
	TAIWAN	2	30	44	480
	CHINA	1 526 061	4 932 093	3 381 172	7 894 115
	THAILAND	4 222	45 605	9 743	75 653
	SINGAPORE	7 163	23 471	17 147	45 532
	PHILIPPINES	93	5 508	263	28 987
	MALAYSIA	59 534	52 370	31 819	37 157
	CAMBODIA	585	61 858	1 080	98 598
	VIET NAM	2 095	18 458	1 445	82 288
	INDIA	791	31 592	1 496	58 632
	BANGLADESH	270	19 940	225	10 730
	INDONESIA	6 281	12 696	0	0
	ISRAEL	5	82	0	0
	TURKEY	0	0	87	804
	UNITED ARAB EMIRATES	41	64	51	2 343
	TUNISIA	2	92	0	0
	AUSTRALIA	15	101	473	6 167
	UNITED STATES	299	4 662	1 048	18 863
	CANADA	12	1 266	112	26 968
	MEXICO	1	32	64	5 618
	UNITED KINGDOM	714	36 887	16	1 341
	NETHERLANDS	0	0	48	1 833
	FRANCE	1 370	516 713	1 873	764 677
	GERMANY, FED. REP. OF	580	18 963	604	17 920
	AUSTRIA	0	0	1	127
	SWITZERLAND	637	18 199	2	185
	FINLAND	0	0	4	752
	ITALY	40	7 051	80	17 564
	SPAIN	944	326 261	1 360	467 767
	ROMANIA	0	0	6	25
	BELARUS	0	0	3	31

http://www.bps.go.id

HS / SITC	COMMODITY DESCRIPTION / COUNTRY OF ORIGIN	JANUARY - DECEMBER 2015		JANUARY - DECEMBER 2016	
		NET WEIGHT (KG)	CIF VALUE (US$)	NET WEIGHT (KG)	CIF VALUE (US$)
	CZECH REPUBLIC	0	0	2	41
	SUB TOTAL	**1 620 183**	**6 407 570**	**3 462 299**	**10 064 966 ***
4202391000	**ARTICLE OF KIND NORMALLY CARRIED POCKETOR IN HANDBAG WITH OUTER SRFC OF COPPER**				
83191	HONG KONG	117	2 476	0	0
	KOREA, REPUBLIC OF	0	0	1	1
	CHINA	19 871	67 019	17 378	47 157
	CANADA	0	0	1	160
	UNITED KINGDOM	0	0	3	80
	GERMANY, FED. REP. OF	0	0	1	179
	SUB TOTAL	**19 988**	**69 495**	**17 384**	**47 577 ***
4202392000	**ARTICLE OF KIND NORMALLY CARRIED POCKETOR IN HANDBAG WITH OUTER SRFC OF NICKEL**				
83191	KOREA, REPUBLIC OF	0	0	16	271
	CHINA	1 330	10 889	443	2 944
	CANADA	0	0	1	205
	SUB TOTAL	**1 330**	**10 889**	**460**	**3 420 ***
4202393000	**ARTICLE OF KIND NORMALLY CARRIED POCKETOR IN HANDBAG W/ OUTER SRFC OF ANIMAL**				
83191	TAIWAN	32	573	0	0
	CHINA	10 432	39 996	23 458	185 156
	SRI LANKA	0	0	695	14 958
	ITALY	0	0	30	5 670
	SUB TOTAL	**10 464**	**40 569**	**24 183**	**205 784 ***
4202399000	**ARTICLE OF KIND NORMALLY CARRIED POCKETOR IN HANDBAG WITH OUTER SRFC OF OTHER**				
83191	JAPAN	4	116	5	663
	HONG KONG	4 132	32 040	2 818	57 967
	KOREA, REPUBLIC OF	5 545	81 594	5 036	76 013
	TAIWAN	768	8 981	1 293	17 449
	CHINA	188 677	839 251	437 284	873 853
	THAILAND	764	15 745	195	536
	SINGAPORE	28	1 620	109	855
	PHILIPPINES	0	0	95	1 062
	MALAYSIA	23	911	3 720	4 204
	VIET NAM	17	151	665	5 888
	INDIA	183	1 559	1 806	45 637
	INDONESIA	4	67	0	0
	TUNISIA	0	0	12	1 712
	AUSTRALIA	0	0	143	1 031
	UNITED STATES	135	2 273	25	1 768
	CANADA	0	0	1	160
	UNITED KINGDOM	46	844	7	232
	NETHERLANDS	93	881	49	5 021
	FRANCE	0	0	22	1 641
	GERMANY, FED. REP. OF	9	96	1	361
	BELGIUM	0	0	4	813
	SWITZERLAND	16	390	2	28
	SWEDEN	0	0	16	389
	ITALY	17	3 553	15	579
	SPAIN	2	144	0	0
	KYRGYZSTAN	92	469	0	0
	SUB TOTAL	**200 555**	**990 685**	**453 323**	**1 097 862 ***
4202911100	**SPORT BAGS,WITH OUTER SURFACE OF LEATHER COMPOSITION LEATHER/OF PATENT LEATHER**				
83199	HONG KONG	0	0	4	188
	KOREA, REPUBLIC OF	3	8	0	0
	CHINA	0	0	977	1 704
	AUSTRALIA	0	0	24	242
	UNITED STATES	181	2 191	0	0
	FRANCE	0	0	7	7 642
	ITALY	100	67 553	177	158 819
	MOLDOVA, REPUBLIC OF	5	187	0	0
	SUB TOTAL	**289**	**69 939**	**1 189**	**168 595 ***
4202911900	**OTH SPORT BAGS,WITH OUTER SURFACE OFLTHR COMPOSITION LEATHER/OF PATENT**				
83199	JAPAN	1	2	0	0

http://www.bps.go.id

HS / SITC	COMMODITY DESCRIPTION / COUNTRY OF ORIGIN	JANUARY - DECEMBER 2015		JANUARY - DECEMBER 2016	
		NET WEIGHT (KG)	CIF VALUE (US$)	NET WEIGHT (KG)	CIF VALUE (US$)
	HONG KONG	1 758	12 870	26	3 587
	KOREA, REPUBLIC OF	4	40	0	0
	TAIWAN	0	0	454	1 081
	CHINA	4 474	118 992	1 565	145 974
	THAILAND	1	198	68	16 479
	SINGAPORE	80	726	2	184
	PHILIPPINES	62	16 044	8	2 896
	VIET NAM	201	51 682	56	20 313
	INDIA	19	2 767	6	161
	PAKISTAN	0	0	4	114
	SRI LANKA	0	0	58	1 159
	INDONESIA	1	79	0	0
	TUNISIA	2	283	4	698
	NEW ZEALAND	0	0	7	470
	UNITED STATES	1 348	7 708	19	1 312
	UNITED KINGDOM	0	0	4	472
	NETHERLANDS	0	0	3	135
	FRANCE	14	1 715	0	0
	GERMANY, FED. REP. OF	0	0	42	1 510
	BELGIUM	52	4 707	0	0
	FINLAND	0	0	10	292
	ITALY	14	600	54	16 265
	SPAIN	0	0	26	1 484
	SUB TOTAL	**8 031**	**218 413**	**2 416**	**214 586 ***
4202919000	**OTH ARTCLS WITH OUTER SURFACE OF LEATHER OR OF PATENT LEATHER**				
83199	HONG KONG	312	24 845	13 403	17 377
	KOREA, REPUBLIC OF	3	5	24	167
	TAIWAN	0	0	1 241	6 068
	CHINA	1 159 609	2 175 700	237 897	1 367 436
	THAILAND	757	43 975	127	3 973
	SINGAPORE	3 587	66 535	344	43 891
	PHILIPPINES	793	72 167	1 532	110 957
	MALAYSIA	0	0	14	3 729
	VIET NAM	1 988	131 282	2 563	128 049
	INDIA	655	39 341	439	20 727
	PAKISTAN	75	2 158	131	2 535
	BANGLADESH	0	0	2	451
	INDONESIA	359	37 179	86	11 311
	TURKEY	213	15 522	39	5 351
	UNITED ARAB EMIRATES	0	0	6	431
	TUNISIA	81	8 676	26 610	29 892
	SOUTH AFRICA	0	0	1	110
	RWANDA	0	0	49	2 901
	AUSTRALIA	3 988	27 074	4	687
	UNITED STATES	25	3 968	311	32 487
	CANADA	9	884	0	0
	DOMINICAN REPUBLIC	62	7 176	0	0
	UNITED KINGDOM	3 132	62 843	179	5 610
	NETHERLANDS	38	1 070	0	0
	FRANCE	326	253 648	166	137 139
	GERMANY, FED. REP. OF	2	627	23	1 154
	AUSTRIA	0	0	83	1 489
	BELGIUM	15	1 427	49	283
	SWEDEN	0	0	3	99
	ITALY	17 143	777 249	183 289	653 177
	SPAIN	681	25 513	131	14 992
	POLAND	0	0	3	212
	ROMANIA	0	0	16	795
	BULGARIA	0	0	55	7 874
	MOLDOVA, REPUBLIC OF	81	3 715	0	0
	SUB TOTAL	**1 193 934**	**3 782 579**	**468 820**	**2 611 354 ***
4202921000	**TOILETRY BAGS WITH OUTER SURFACE OFPLASTIC OR OF TEXTILE MATERIALS**				
83199	JAPAN	0	0	76	194
	HONG KONG	3 359	40 748	125	2 728
	KOREA, REPUBLIC OF	12 162	98 957	14 214	81 866
	TAIWAN	419	1 214	1 158	11 173
	CHINA	108 735	263 033	68 768	239 674
	THAILAND	634	14 265	0	0
	SINGAPORE	0	0	8	149

http://www.bps.go.id

HS / SITC	COMMODITY DESCRIPTION / COUNTRY OF ORIGIN	JANUARY - DECEMBER 2015		JANUARY - DECEMBER 2016	
		NET WEIGHT (KG)	CIF VALUE (US$)	NET WEIGHT (KG)	CIF VALUE (US$)
	PHILIPPINES	82	335	0	0
	MALAYSIA	30	252	0	0
	CAMBODIA	170	1 698	1 559	25 411
	VIET NAM	103	8 645	361	14 469
	INDIA	1 163	23 172	12	216
	BANGLADESH	14	645	10	874
	MOROCCO	0	0	2	416
	TUNISIA	1	108	6	1 012
	UNITED STATES	15	96	50	1 959
	FRANCE	51	2 772	703	27 457
	GERMANY, FED. REP. OF	0	0	28	344
	SWITZERLAND	0	0	8	8
	ITALY	10	1 339	154	3 030
	SPAIN	2	682	0	0
	ROMANIA	0	0	3	472
	SUB TOTAL	**126 950**	**457 961**	**87 245**	**411 452 ***
4202922000	**BOWLING BAGS WITH OUTER SURFACE OFPLASTIC OR OF TEXTILE MATERIALS**				
83199	HONG KONG	0	0	74	905
	KOREA, REPUBLIC OF	0	0	32	167
	TAIWAN	8	269	0	0
	CHINA	1 890	14 999	266	6 833
	SINGAPORE	0	0	56	14 142
	PHILIPPINES	19	365	0	0
	UNITED STATES	42	558	60	1 226
	GERMANY, FED. REP. OF	0	0	42	21 913
	ITALY	24	13 620	4	4 350
	SUB TOTAL	**1 983**	**29 811**	**534**	**49 536 ***
4202929000	**OTHER ARTICLES WITH OUTER SURFACE OFPLASTIC OR OF TEXTILE MATERIALS**				
83199	JAPAN	2 438	77 253	1 389	79 780
	HONG KONG	8 670	48 125	2 908	99 356
	KOREA, REPUBLIC OF	4 790	92 963	16 634	178 535
	TAIWAN	5 404	95 734	8 309	96 378
	CHINA	952 497	7 912 089	2 183 386	12 817 319
	MACAU	0	0	67	3 299
	THAILAND	7 110	67 341	2 093	158 352
	SINGAPORE	7 362	94 006	9 908	54 364
	PHILIPPINES	1 037	39 018	1 551	98 552
	MALAYSIA	190 406	3 035 837	30 107	534 007
	MYANMAR	0	0	1 297	32 165
	CAMBODIA	9 007	328 124	15 254	521 316
	VIET NAM	155 756	2 679 113	96 029	2 112 558
	INDIA	2 120	64 232	6 011	102 248
	PAKISTAN	5 598	91 236	4 035	82 568
	BANGLADESH	3 476	262 900	2 252	185 851
	SRI LANKA	324	3 047	0	0
	INDONESIA	62	6 931	715	13 995
	TURKEY	0	0	212	4 152
	UNITED ARAB EMIRATES	0	0	97	1 143
	MAURITIUS	0	0	8	285
	RWANDA	0	0	10	626
	AUSTRALIA	34	3 684	607	9 004
	UNITED STATES	2 525	204 705	6 146	200 332
	CANADA	0	0	74	2 614
	MEXICO	20	882	2	27
	DOMINICAN REPUBLIC	61	7 516	0	0
	UNITED KINGDOM	1 039	105 454	647	23 327
	NETHERLANDS	9	271	293	19 818
	FRANCE	435	210 226	772	326 917
	GERMANY, FED. REP. OF	10 277	217 628	785	27 267
	AUSTRIA	14	628	76	5 080
	BELGIUM	81	2 577	147	2 403
	SWITZERLAND	418	4 582	22	445
	LUXEMBOURG	0	0	1	32
	DENMARK	456	504	17	649
	SWEDEN	0	0	22	861
	FINLAND	0	0	5	283
	ITALY	581	34 838	960	66 537
	SPAIN	861	18 300	3 879	150 717
	PORTUGAL	84	1 817	160	3 182

http://www.bps.go.id

HS / SITC	COMMODITY DESCRIPTION / COUNTRY OF ORIGIN	JANUARY - DECEMBER 2015		JANUARY - DECEMBER 2016	
		NET WEIGHT (KG)	CIF VALUE (US$)	NET WEIGHT (KG)	CIF VALUE (US$)
	HUNGARY	0	0	1	66
	POLAND	0	0	151	891
	ROMANIA	2	1 258	26	7 122
	MOLDOVA, REPUBLIC OF	401	14 833	140	6 806
	LITHUANIA	0	0	27	117
	CZECH REPUBLIC	0	0	379	1 685
	SUB TOTAL	**1 373 355**	**15 727 652**	**2 397 611**	**18 033 031 ***
4202991000	**WITH OUTER SURFACE OF VULCANISED FIBREOR PAPERBORD OTH BAGS**				
83199	JAPAN	2 853	37 485	180	1 465
	HONG KONG	10 625	76 676	3 512	29 727
	KOREA, REPUBLIC OF	45	356	3 273	3 526
	CHINA	39 144	53 071	1 833	6 439
	SINGAPORE	3 447	9 149	17	187
	INDIA	821	11 352	1 656	15 753
	AUSTRALIA	0	0	46	326
	UNITED STATES	2	521	0	0
	NETHERLANDS	5	620	0	0
	FRANCE	5	1 143	61	637
	SWITZERLAND	0	0	244	1 019
	ITALY	0	0	6	870
	SUB TOTAL	**56 947**	**190 373**	**10 828**	**59 949 ***
4202992000	**WITH OUTER SURFACE OF VULCANISED FIBREOR PAPERBORD OTH BAGS OF COPPER**				
83199	HONG KONG	16	109	12	152
	CHINA	0	0	12	402
	SRI LANKA	0	0	49	324
	SUB TOTAL	**16**	**109**	**73**	**878 ***
4202993000	**WITH OUTER SURFACE OF VULCANISED FIBREOR PAPERBORD OTH BAGS OF NICKEL**				
83199	GERMANY, FED. REP. OF	1	1	0	0
	SUB TOTAL	**1**	**1**	**0**	**0 ***
4202994000	**WITH OUTER SURFACE OF VULCANISED FIBREOR PAPERBORD OTH BAGS OF APPAREL**				
83199	CHINA	0	0	47 939	39 253
	SINGAPORE	4	114	0	0
	UNITED STATES	2	961	0	0
	SUB TOTAL	**6**	**1 075**	**47 939**	**39 253 ***
4202999000	**OTH THAN TRUNK, SUIT-CASES,HANDBAGS, &SIMILAR CONTAINERS**				
83199	JAPAN	822	7 626	1 066	40 536
	HONG KONG	1 734	31 573	3 279	38 745
	KOREA, REPUBLIC OF	1 638	20 472	1 631	30 723
	TAIWAN	1 195	25 775	255	12 736
	CHINA	781 329	1 319 122	1 475 898	2 232 839
	THAILAND	94	1 906	861	5 252
	SINGAPORE	44 635	347 104	19 313	204 781
	PHILIPPINES	27	553	0	0
	MALAYSIA	18 318	278 955	41 173	658 421
	MYANMAR	2 238	10 937	0	0
	CAMBODIA	0	0	31	563
	VIET NAM	3 936	101 047	953	9 274
	INDIA	197	3 628	93	2 996
	SRI LANKA	0	0	42	323
	INDONESIA	67	294	0	0
	SAUDI ARABIA	0	0	1	179
	ISRAEL	0	0	46	735
	OMAN	20	510	0	0
	TURKEY	0	0	80	673
	UNITED ARAB EMIRATES	148	507	61	1 715
	SOUTH AFRICA	24	1 759	0	0
	AUSTRALIA	555	32 743	112	5 844
	GUAM	0	0	17	429
	UNITED STATES	1 038	61 144	5 158	76 044
	CANADA	11	504	38	3 105
	MEXICO	0	0	44	1 938
	PANAMA	0	0	2	590
	UNITED KINGDOM	160	3 150	212	11 556

http://www.bps.go.id

HS / SITC	COMMODITY DESCRIPTION / COUNTRY OF ORIGIN	JANUARY - DECEMBER 2015		JANUARY - DECEMBER 2016	
		NET WEIGHT (KG)	CIF VALUE (US$)	NET WEIGHT (KG)	CIF VALUE (US$)
	NETHERLANDS	54	4 042	32	1 506
	FRANCE	224	4 215	141	3 191
	GERMANY, FED. REP. OF	447	10 092	91	2 497
	BELGIUM	0	0	5	156
	SWITZERLAND	62	3 061	356	2 956
	NORWAY	0	0	864	25 720
	FINLAND	0	0	46	528
	IRELAND	0	0	42	13 762
	ITALY	1 184	13 015	342	16 419
	SPAIN	20	582	70	1 284
	PORTUGAL	0	0	1	183
	POLAND	0	0	2	152
	LATVIA	0	0	17	190
	SLOVAKIA	4	1 462	0	0
	SLOVENIA	53	727	0	0
	CZECH REPUBLIC	0	0	189	3 191
	SUB TOTAL	**860 234**	**2 286 505**	**1 552 564**	**3 411 732 ***
4203100000	**ARTICLES OF APPAREL OF LEATHER OR OFCOMPOSITION LEATHER.**				
84811	JAPAN	62	7 474	15	324
	HONG KONG	1 048	37 063	1 057	9 194
	KOREA, REPUBLIC OF	0	0	239	958
	CHINA	3 127	109 259	1 683	77 771
	THAILAND	0	0	37	603
	SINGAPORE	1 960	12 031	3 318	11 859
	MALAYSIA	0	0	7	1 334
	VIET NAM	0	0	24	2 160
	INDIA	5 513	438 838	6 094	589 358
	PAKISTAN	1 607	48 142	2 173	67 587
	SRI LANKA	0	0	215	26 176
	TURKEY	1 011	44 780	582	24 707
	MOROCCO	3	348	0	0
	AUSTRALIA	41	1 882	122	2 810
	NEW ZEALAND	2	622	0	0
	FIJI	115	1 675	89	1 562
	UNITED STATES	92	15 933	100	6 343
	UNITED KINGDOM	0	0	47	1 809
	FRANCE	92	63 178	10	15 199
	GERMANY, FED. REP. OF	6	464	10	21
	SWITZERLAND	0	0	13	233
	SWEDEN	0	0	121	2 625
	ITALY	197	103 960	211	129 240
	PORTUGAL	0	0	2	589
	ROMANIA	113	8 800	163	13 196
	BULGARIA	4	744	0	0
	SUB TOTAL	**14 993**	**895 193**	**16 332**	**985 658 ***
4203210000	**GLOVES,MITTENS & MITTS SPECIALLYDESIGNED FOR USE IN SPORTS OF LEATHER**				
89477	JAPAN	0	0	223	6 341
	KOREA, REPUBLIC OF	308	22 855	92	6 858
	CHINA	15 471	60 334	17 281	79 158
	THAILAND	50	2 768	459	1 033
	SINGAPORE	4	32	122	1 863
	MALAYSIA	1 342	17 268	0	0
	VIET NAM	0	0	1 316	29 476
	INDIA	2	72	0	0
	PAKISTAN	883	1 645	2 323	103 556
	INDONESIA	986	61 400	4 061	131 499
	UNITED ARAB EMIRATES	22	2 177	0	0
	TUNISIA	467	16 338	350	5 795
	AUSTRALIA	0	0	3	183
	UNITED STATES	505	11 032	417	19 172
	UNITED KINGDOM	0	0	74	4 777
	NETHERLANDS	86	5 053	3	120
	FRANCE	0	0	2	2 906
	GERMANY, FED. REP. OF	32	2 623	580	15 521
	AUSTRIA	92	3 938	0	0
	SWITZERLAND	0	0	100	4 606
	ITALY	1 232	29 224	68	2 340
	UKRAINE	63	2 594	348	10 444
	SUB TOTAL	**21 545**	**239 353**	**27 822**	**425 648 ***

http://www.bps.go.id

HS / SITC	COMMODITY DESCRIPTION / COUNTRY OF ORIGIN	JANUARY - DECEMBER 2015		JANUARY - DECEMBER 2016	
		NET WEIGHT (KG)	CIF VALUE (US$)	NET WEIGHT (KG)	CIF VALUE (US$)
4203291000	**PROTECTIVE WORK GLOVES OF LEATHER OR OFCOMPOSITION LEATHER**				
84812	JAPAN	3 931	33 910	5 054	102 323
	HONG KONG	16	565	670	1 644
	KOREA, REPUBLIC OF	202	1 615	451	7 891
	TAIWAN	1	20	9	252
	CHINA	183 409	706 404	336 839	1 015 313
	THAILAND	6	30	1	6
	SINGAPORE	163 112	681 114	57 204	324 393
	PHILIPPINES	0	0	8	515
	MALAYSIA	864	11 003	2 231	14 155
	INDIA	0	0	21	462
	PAKISTAN	0	0	17	563
	BANGLADESH	0	0	9	228
	INDONESIA	214	6 531	549	22 876
	AUSTRALIA	500	20 478	334	11 882
	SAMOA	0	0	35	470
	UNITED STATES	353	13 258	406	36 138
	CANADA	96	827	0	0
	UNITED KINGDOM	2	31	21	293
	NETHERLANDS	0	0	30	384
	FRANCE	12	282	82	3 111
	GERMANY, FED. REP. OF	62	1 257	106	6 391
	BELGIUM	0	0	123	1 158
	SWEDEN	1	12	24	2 420
	ITALY	8	283	52	650
	CZECH REPUBLIC	0	0	3	1 401
	SUB TOTAL	**352 789**	**1 477 620**	**404 279**	**1 554 919 ***
4203299000	**OTH GLOVES, MITTENS & MITTS OF LEATHEROR OF COMPOSITION LEATHER**				
84812	JAPAN	690	6 285	1 411	11 663
	HONG KONG	433	3 757	18 841	11 907
	KOREA, REPUBLIC OF	344	7 604	747	9 475
	TAIWAN	0	0	82	181
	CHINA	110 642	326 391	97 418	222 790
	THAILAND	63	4 031	301	5 170
	SINGAPORE	10 223	100 752	25 163	276 940
	PHILIPPINES	9	499	0	0
	MALAYSIA	4 573	27 395	2 537	9 226
	BRUNEI DARUSSALAM	29	346	0	0
	VIET NAM	0	0	90	13 190
	INDIA	642	21 735	314	11 457
	PAKISTAN	209	1 699	129	2 281
	BANGLADESH	0	0	1	15
	SRI LANKA	1	160	3	262
	INDONESIA	1 650	17 919	165	3 646
	UNITED ARAB EMIRATES	100	7 425	0	0
	AUSTRALIA	256	5 989	137	4 887
	FIJI	0	0	3	186
	UNITED STATES	1 807	51 387	172	11 646
	UNITED KINGDOM	23	484	59	502
	NETHERLANDS	35	73	0	0
	FRANCE	25	2 194	7	2 481
	GERMANY, FED. REP. OF	1 053	8 711	56	1 371
	AUSTRIA	2	61	0	0
	BELGIUM	4	83	0	0
	SWEDEN	157	536	130	802
	ITALY	67	857	3 247	48 283
	SPAIN	22	86	0	0
	CROATIA	70	6 027	0	0
	SUB TOTAL	**133 129**	**602 486**	**151 013**	**648 361 ***
4203300000	**BELTS & BANDOLIERS OF LEATHER OR OFCOMPOSITION LEATHER**				
84813	JAPAN	2 716	53 395	10 930	266 681
	HONG KONG	14 831	355 322	23 934	436 489
	KOREA, REPUBLIC OF	3 345	24 722	9 157	75 392
	TAIWAN	5 477	22 401	4 006	60 778
	CHINA	757 067	2 105 723	2 748 463	4 069 923
	THAILAND	752	23 555	4 424	18 213
	SINGAPORE	43 540	172 971	57 470	166 531
	MALAYSIA	28 667	35 610	506	3 065
	VIET NAM	2 473	5 579	432	12 906

http://www.bps.go.id

HS / SITC	COMMODITY DESCRIPTION / COUNTRY OF ORIGIN	JANUARY - DECEMBER 2015		JANUARY - DECEMBER 2016	
		NET WEIGHT (KG)	CIF VALUE (US$)	NET WEIGHT (KG)	CIF VALUE (US$)
	INDIA	3 156	88 667	3 350	145 288
	BANGLADESH	153	2 991	0	0
	SRI LANKA	0	0	9	428
	INDONESIA	104	4 652	1	10
	TURKEY	261	11 397	138	9 921
	MOROCCO	188	8 113	86	2 480
	TUNISIA	0	0	104	12 467
	AUSTRALIA	134	1 252	256	6 487
	UNITED STATES	913	17 733	354	10 405
	MEXICO	873	29 112	0	0
	GUATEMALA	114	5 401	0	0
	UNITED KINGDOM	1 059	52 841	134	5 061
	NETHERLANDS	82	3 220	62	1 336
	FRANCE	601	98 974	576	102 200
	GERMANY, FED. REP. OF	17	4 726	50	10 444
	BELGIUM	0	0	3	137
	SWITZERLAND	7	2 917	0	0
	NORWAY	0	0	5	619
	SWEDEN	1 710	31 685	1 609	31 102
	ITALY	1 313	135 884	15 462	490 203
	SPAIN	10 852	708 821	5 247	1 066 959
	PORTUGAL	0	0	52	3 603
	ROMANIA	336	13 003	420	19 147
	CROATIA	2 622	95 968	3 802	143 084
	CZECH REPUBLIC	0	0	1	52
	SUB TOTAL	**883 363**	**4 116 635**	**2 891 043**	**7 171 411 ***
4203400000	**OTH CLOTHING ACCESS OF LEATHER OR OFCOMPOSITION LEATHER**				
84819	JAPAN	8 375	184 535	3 293	86 282
	HONG KONG	2 247	116 613	1 787	52 657
	KOREA, REPUBLIC OF	438	8 776	1 558	18 139
	TAIWAN	104	2 414	147	2 750
	CHINA	11 215	172 530	21 743	134 375
	THAILAND	0	0	60	352
	SINGAPORE	235	702	434	3 988
	VIET NAM	20	273	23	224
	INDIA	10	357	73	3 023
	PAKISTAN	1 088	6 508	0	0
	TURKEY	4	909	0	0
	MOROCCO	0	0	85	2 602
	AUSTRALIA	620	15 016	333	6 302
	NEW ZEALAND	0	0	13	896
	FIJI	0	0	12	244
	UNITED STATES	67	2 941	150	4 080
	UNITED KINGDOM	34	1 237	15	418
	FRANCE	0	0	2	266
	GERMANY, FED. REP. OF	6	121	36	6 101
	ITALY	41	13 310	13	1 186
	SPAIN	154	36 196	25	3 662
	SUB TOTAL	**24 658**	**562 438**	**29 802**	**327 547 ***
4205001000	**OTH ARTICLES OF LEATHER OR OFCOMPOSITION LEATHER, BOOT LACES ; MATS**				
61290	JAPAN	0	0	170	868
	HONG KONG	689	24 075	1 063	25 541
	KOREA, REPUBLIC OF	6 906	58 934	11 741	87 069
	TAIWAN	1 648	67 842	2 540	43 204
	CHINA	1 279	11 628	32 744	339 824
	SINGAPORE	30	1 446	0	0
	MALAYSIA	29	185	566	3 401
	VIET NAM	8 547	295 475	14 666	388 687
	INDIA	293	6 509	65	3 441
	UNITED STATES	2 081	163 623	4 651	361 095
	UNITED KINGDOM	0	0	17	275
	NETHERLANDS	0	0	2	2
	AUSTRIA	679	34 701	3	12
	SWITZERLAND	62	2 758	54	3 685
	ITALY	3 429	375 967	1 586	200 591
	SPAIN	0	0	7	866
	PORTUGAL	0	0	57	2 976
	ICELAND	0	0	1	16
	ESTONIA	32	276	0	0

http://www.bps.go.id

HS / SITC	COMMODITY DESCRIPTION / COUNTRY OF ORIGIN	JANUARY - DECEMBER 2015		JANUARY - DECEMBER 2016	
		NET WEIGHT (KG)	CIF VALUE (US$)	NET WEIGHT (KG)	CIF VALUE (US$)
	CROATIA	109	2 577	264	9 107
	SLOVAKIA	0	0	14	648
	SUB TOTAL	**25 813**	**1 045 996**	**70 211**	**1 471 308 ***
4205002000	**OTH ARTICLES OF LEATHER, INDUSTRIALSAFETY BELT & HARNESSES**				
61290	JAPAN	3 046	69 468	1 317	42 498
	HONG KONG	2 945	4 261	854	21 864
	KOREA, REPUBLIC OF	26 027	87 114	420	2 817
	TAIWAN	1 687	12 830	8 953	7 905
	CHINA	60 105	235 586	56 076	136 452
	THAILAND	26	1 078	861	590
	SINGAPORE	73 980	130 860	15 355	41 325
	PHILIPPINES	0	0	23	396
	MALAYSIA	6 783	30 596	17	131
	BRUNEI DARUSSALAM	8 739	50 211	0	0
	VIET NAM	2	115	0	0
	INDIA	5	402	793	11 678
	TURKEY	34	3 746	0	0
	SOUTH AFRICA	10	250	0	0
	AUSTRALIA	2 745	47 017	1 086	40 599
	UNITED STATES	8 560	169 316	10 821	265 461
	CANADA	9	264	1 724	4 723
	BRAZIL	15	62	0	0
	UNITED KINGDOM	121	2 746	24	353
	NETHERLANDS	25	616	30	738
	FRANCE	35	3 373	2 595	3 940
	GERMANY, FED. REP. OF	53	2 640	81	3 410
	NORWAY	15	609	0	0
	ITALY	13	22	24	282
	SPAIN	0	0	557	10 643
	SLOVENIA	1	72	0	0
	CZECH REPUBLIC	0	0	7	684
	SUB TOTAL	**194 981**	**853 254**	**101 618**	**596 489 ***
4205003000	**LEATHER STRINGS OR CORDS FOR JEWELRY ORFOR PERSONAL ADORNMENT**				
61290	HONG KONG	569	24 352	450	34 176
	KOREA, REPUBLIC OF	8 850	124 675	5 851	52 746
	CHINA	2 890	22 868	542	21 828
	THAILAND	6	228	41	2 238
	SINGAPORE	4	495	7	349
	VIET NAM	0	0	306	606
	INDIA	432	3 436	106	954
	TURKEY	1	43	5	208
	KENYA	0	0	54	448
	UNITED STATES	2	398	0	0
	FRANCE	0	0	2	549
	GERMANY, FED. REP. OF	13	8 151	64	41 244
	SWITZERLAND	0	0	19	1 072
	ITALY	22	7 696	80	24 621
	SPAIN	4	1 231	0	0
	GREECE	10	1 843	17	4 887
	SUB TOTAL	**12 803**	**195 416**	**7 544**	**185 926 ***
4205004000	**OTH ARTICLES OF A KIND USED IN MACHINERY OR MECHL APPLIENCE OR FOR OTR TECHNICAL**				
61290	JAPAN	135	31 471	156	32 582
	HONG KONG	0	0	21	2 899
	KOREA, REPUBLIC OF	1 058	6 575	167	7 251
	TAIWAN	0	0	1	6
	CHINA	6 881	392 443	28 839	1 846 131
	SINGAPORE	2 599	8 985	2 696	11 753
	MALAYSIA	1 568	6 649	156	5 795
	INDIA	0	0	718	857
	UNITED STATES	78	5 213	2	122
	NETHERLANDS	0	0	64	2 985
	FRANCE	28	3 251	0	0
	GERMANY, FED. REP. OF	36	3 902	84	2 370
	AUSTRIA	0	0	150	16 335
	SWITZERLAND	170	28 550	0	0
	ITALY	975	2 366	8	461

http://www.bps.go.id

HS / SITC	COMMODITY DESCRIPTION / COUNTRY OF ORIGIN	JANUARY - DECEMBER 2015		JANUARY - DECEMBER 2016	
		NET WEIGHT (KG)	CIF VALUE (US$)	NET WEIGHT (KG)	CIF VALUE (US$)
	SLOVENIA	0	0	1	198
	SUB TOTAL	**13 528**	**489 405**	**33 063**	**1 929 745 ***
4205009000	**OTH ARTICLES OF LEATHER OTH THAN BOOTLACES,SAFETY BELT & LEATHER STRING**				
61290	JAPAN	102	6 173	1	9
	HONG KONG	900	98 436	758	69 628
	KOREA, REPUBLIC OF	6 772	137 148	10 363	77 930
	TAIWAN	533	25 105	1 968	44 843
	CHINA	4 349	303 768	13 705	495 271
	THAILAND	59 247	3 928 172	29 155	1 374 408
	SINGAPORE	5 614	41 158	1 049	12 470
	PHILIPPINES	58	978	0	0
	VIET NAM	423	1 950	737	1 766
	INDIA	16	283	8	527
	PAKISTAN	0	0	1	1
	BANGLADESH	0	0	17	274
	TURKEY	39	4 841	59	5 587
	AUSTRALIA	84	2 195	4	8
	UNITED STATES	388	21 164	5 826	469 357
	CANADA	0	0	7	979
	MEXICO	26	1 537	0	0
	UNITED KINGDOM	4	292	3	449
	NETHERLANDS	11	1 086	0	0
	FRANCE	0	0	5	3 056
	GERMANY, FED. REP. OF	216	39 211	12	2 354
	BELGIUM	24	284	0	0
	ITALY	2 211	75 891	53	6 597
	SPAIN	7	142	0	0
	SLOVAKIA	0	0	7	274
	SUB TOTAL	**81 024**	**4 689 814**	**63 738**	**2 565 788 ***
4206001000	**TOBACCO POUCHES, ARTICLES OF GUT OF GOLDBEATERS SKIN OF BLADDERS OR OF TENDONS**				
89991	TURKEY	0	0	21	386
	SUB TOTAL	**0**	**0**	**21**	**386 ***
4206009000	**OTH ARTICLES OF GUT OF GOLDBEATERS SKINOF BLADDERS OR OF TENDONS**				
89991	ITALY	59	363 998	56	410 712
	SUB TOTAL	**59**	**363 998**	**56**	**410 712 ***
4301300000	**RAW FURKINS OF LAMB, THE FOLLOWINGASTRAKHAN,BROADTAIL, CARACUL, PERSIAN**				
21222	KOREA, REPUBLIC OF	0	0	1	1
	SUB TOTAL	**0**	**0**	**1**	**1 ***
4301800000	**RAW FURKINS OTH FURSKINS, WHOLE, WITH OR WITHOUT HEAD, TAIL OR PAWS**				
21229	HONG KONG	572	144 601	58	26 673
	CHINA	4 130	1 007 203	2 805	326 612
	ITALY	181	114 953	0	0
	SUB TOTAL	**4 883**	**1 266 757**	**2 863**	**353 285 ***
4302190000	**TANNED OR DRESSED FURSKINS, OTH THAN OFMINK**				
61319	HONG KONG	2	604	0	0
	KOREA, REPUBLIC OF	24	6 642	0	0
	TAIWAN	248	4 381	0	0
	CHINA	4 148	180 511	4 617	165 080
	FRANCE	0	0	13	1 330
	SPAIN	1 592	144 146	0	0
	SUB TOTAL	**6 014**	**336 284**	**4 630**	**166 410 ***
4302300000	**TANNED OR DRESSED FURSKINS, WHOLE SKINS& PIECES OR CUTTINGS THEREOF ASSEMBLED**				
61330	HONG KONG	0	0	81	7 408
	SUB TOTAL	**0**	**0**	**81**	**7 408 ***
4303100000	**ARTICLES OF APPAREL, CLOTHINGACCESSORIES OTH ARTICLES OF FURSKIN**				
84831	HONG KONG	0	0	15	565
	KOREA, REPUBLIC OF	98	67 082	5 664	487 406

http://www.bps.go.id

HS / SITC	COMMODITY DESCRIPTION / COUNTRY OF ORIGIN	JANUARY - DECEMBER 2015		JANUARY - DECEMBER 2016	
		NET WEIGHT (KG)	CIF VALUE (US$)	NET WEIGHT (KG)	CIF VALUE (US$)
	TAIWAN	124	4 253	1	1
	CHINA	2 022	527 223	11 384	2 133 892
	SINGAPORE	22	1 159	604	21 083
	CAMBODIA	0	0	49	1 417
	INDIA	2	455	11	786
	TURKEY	0	0	18	1 414
	MOROCCO	8	173	0	0
	UNITED STATES	0	0	37	1 255
	ITALY	8	1 877	3	860
	SPAIN	0	0	27	879
	SUB TOTAL	**2 284**	**602 222**	**17 813**	**2 649 558 ***
4303902000	**ARTICLE FOR INDUSTRIAL USES OTH THAN OFFURSKIN**				
84831	KOREA, REPUBLIC OF	351	72 377	251	48 199
	CHINA	614	628 212	40 200	28 125
	SINGAPORE	67	370	0	0
	UNITED STATES	21	234	0	0
	GERMANY, FED. REP. OF	12	816	0	0
	SWITZERLAND	1	25	276	4 695
	FINLAND	0	0	5	143
	SUB TOTAL	**1 066**	**702 034**	**40 732**	**81 162 ***
4303909000	**OTH ARTICLE OF APPAREL,CLOTHING ACCESSORIES OF FURSKIN**				
84831	HONG KONG	29	245	49	4 943
	KOREA, REPUBLIC OF	182	1 722	1 659	223 594
	TAIWAN	0	0	13	581
	CHINA	3 871	1 226 761	2 464	202 143
	MALAYSIA	0	0	284	660
	VIET NAM	10 145	34 986	9 441	38 636
	PAKISTAN	0	0	11	607
	INDONESIA	21	2 526	0	0
	TURKEY	0	0	1	82
	UNITED STATES	853	14 820	1 782	45 297
	ARGENTINA	4 390	26 552	2 300	13 008
	BRAZIL	0	0	80	2 303
	GERMANY, FED. REP. OF	0	0	1	298
	SWITZERLAND	726	9 415	628	10 088
	FINLAND	11	366	0	0
	ITALY	46	27 489	1 950	5 712
	SPAIN	0	0	8	537
	CZECH REPUBLIC	670	2 024	0	0
	SUB TOTAL	**20 944**	**1 346 906**	**20 671**	**548 489 ***
4304001000	**ARTIFICIAL FUR AND ARTICLES THEREOF**				
84832	HONG KONG	0	0	4 417	36 380
	KOREA, REPUBLIC OF	141	771	344	3 803
	CHINA	215	19 013	27 516	111 277
	UNITED KINGDOM	0	0	1	7
	SUB TOTAL	**356**	**19 784**	**32 278**	**151 467 ***
4304002000	**ARTICLE FOR INDUSTRIAL USES OFARTICFICIAL FUR**				
84832	JAPAN	981	82 814	405	29 404
	HONG KONG	2	39	0	0
	KOREA, REPUBLIC OF	0	0	1 930	17 985
	CHINA	18 597	151 032	1 257	15 926
	THAILAND	0	0	34	2 758
	SINGAPORE	0	0	10	2 465
	UNITED STATES	364	10 658	26	1 046
	UNITED KINGDOM	0	0	43	1 319
	GERMANY, FED. REP. OF	0	0	22 671	80 373
	FINLAND	0	0	1	309
	ITALY	0	0	53	7 068
	CROATIA	0	0	65	5 431
	SUB TOTAL	**19 944**	**244 543**	**26 495**	**164 084 ***
4304009100	**SPORT BAGS OF ARTIFICIAL FUR AND ANDARTICLES THEREOF**				
84832	KOREA, REPUBLIC OF	22	243	0	0
	CHINA	2 218	3 348	888	27 430

http://www.bps.go.id

HS / SITC	COMMODITY DESCRIPTION / COUNTRY OF ORIGIN	JANUARY - DECEMBER 2015		JANUARY - DECEMBER 2016	
		NET WEIGHT (KG)	CIF VALUE (US$)	NET WEIGHT (KG)	CIF VALUE (US$)
	THAILAND	0	0	800	19 393
	MALAYSIA	0	0	18	651
	UNITED STATES	0	0	3	168
	SUB TOTAL	**2 240**	**3 591**	**1 709**	**47 642 ***
4304009900	**OTH THEN ARTIFICIAL FUR&ARTICLES FORINDUSTRIAL USES&SPORT BAGS**				
84832	TAIWAN	0	0	225	542
	CHINA	1 243	4 702	813	10 080
	SINGAPORE	42	1 617	0	0
	PHILIPPINES	0	0	45	200
	AUSTRIA	12	44	0	0
	SUB TOTAL	**1 297**	**6 363**	**1 083**	**10 822 ***
4401100000	**FUEL WOOD,IN LOGS,IN BILLETS,IN TWIGSFAGGOTS OR IN SIMILAR FORMS**				
24501	JAPAN	49 390	28 285	23 080	15 356
	THAILAND	0	0	251 032	54 155
	SINGAPORE	0	0	298 495	7 695
	VIET NAM	56	914	0	0
	SUB TOTAL	**49 446**	**29 199**	**572 607**	**77 206 ***
4401210000	**CONIFEROUS, WOOD IN CHIPS OR PARTICLES**				
24611	KOREA, REPUBLIC OF	24 001	6 807	0	0
	SUB TOTAL	**24 001**	**6 807**	**0**	**0 ***
4401220000	**NON-CONIFEROUS WOOD IN CHIPS OR PARTICLES**				
24615	UNITED STATES	965	6 365	1 558	10 041
	FRANCE	100	1 447	0	0
	GERMANY, FED. REP. OF	36 000	17 918	41 040	21 271
	SUB TOTAL	**37 065**	**25 730**	**42 598**	**31 312 ***
4401310000	**WOOD PALLETS SAWDUST&WOOD WASTE AND SCRAP, WHETER OR NOT ANGGLOMERATED IN LOG**				
24620	JAPAN	7 483	5 265	85	100
	CHINA	452	211	174 421	24 368
	AUSTRALIA	16 626	23 104	5 160	32 160
	BRAZIL	0	0	227 439	401 871
	GERMANY, FED. REP. OF	0	0	32 058	31 948
	SUB TOTAL	**24 561**	**28 580**	**439 163**	**490 447 ***
4401390000	**OTH SAWDUST&WOOD WASTE&SCRAP,WHETHER ORNOT AGGLOMERAT IN LOGS,BRIQUET,PELLET**				
24620	HONG KONG	14	124	0	0
	KOREA, REPUBLIC OF	0	0	14 775	1 188
	TAIWAN	42 000	53 816	0	0
	CHINA	1 000	1 080	22 520	21 025
	SINGAPORE	77 892	77 855	77 050	77 050
	MALAYSIA	20 325	23 984	12 300	13 530
	CAMEROON	0	0	47	674
	UNITED STATES	543 116	208 347	1 178	4 842
	FRANCE	3 064 814	814 140	4 766 655	1 200 800
	GERMANY, FED. REP. OF	3 931 242	960 204	2 592 975	689 653
	AUSTRIA	279 800	64 288	26 000	6 117
	BELGIUM	129 228	28 363	540 160	142 909
	DENMARK	1 557 125	388 904	1 077 100	264 843
	ITALY	0	0	200	3 013
	SUB TOTAL	**9 646 556**	**2 621 105**	**9 130 960**	**2 425 644 ***
4402100000	**WOOD CHARCOAL(INCLUDING SHELL OR NUTCHARCOAL), OF BAMBOO**				
24502	KOREA, REPUBLIC OF	0	0	20	278
	CHINA	16 132	8 702	0	0
	THAILAND	45	1 681	0	0
	SUB TOTAL	**16 177**	**10 383**	**20**	**278 ***
4402901000	**OTH THAN WOOD CHARCOAL(INCLUDING SHELL OR NUT CHARCOAL), OF BAMBOO**				
24502	INDONESIA	134 520	147 921	10 000	13 549
	SAUDI ARABIA	0	0	38 700	21 540
	SUB TOTAL	**134 520**	**147 921**	**48 700**	**35 089 ***

http://www.bps.go.id

HS / SITC	COMMODITY DESCRIPTION / COUNTRY OF ORIGIN	JANUARY - DECEMBER 2015		JANUARY - DECEMBER 2016	
		NET WEIGHT (KG)	CIF VALUE (US$)	NET WEIGHT (KG)	CIF VALUE (US$)
4402909000	**OTH WOOD CHARCOAL(INCLUDING SHELL OR NUT CHARCOAL), OF COCONUT SHELL**				
24502	JAPAN	2 189	81 574	1 428	59 650
	CHINA	44 506	10 670	0	0
	THAILAND	128	290	0	0
	SINGAPORE	570	3 834	0	0
	INDIA	0	0	121 480	21 866
	INDONESIA	0	0	74 032	60 036
	UNITED STATES	990	3 014	0	0
	POLAND	2 343	9 015	1 800	6 268
	SUB TOTAL	**50 726**	**108 397**	**198 740**	**147 820 ***
4403101000	**BAULKS,SAWLOGS&VENER LOGS WOOD IN THE ROUGH,WHETHER OR NOT ATRIPPED OF BASK**				
24730	KOREA, REPUBLIC OF	24 925	161 875	10 995	95 659
	SINGAPORE	50 415	131 456	51 156	129 720
	UNITED STATES	0	0	51 434	117 828
	CANADA	0	0	16 137	19 276
	SUB TOTAL	**75 340**	**293 331**	**129 722**	**362 483 ***
4403109000	**OTH BAULK,SAWLOG,PIT-PROPS,POLES,PILES TREATED WITH PAINT**				
24730	KOREA, REPUBLIC OF	4 040	8 405	1 750	3 475
	AUSTRALIA	170 800	21 382	0	0
	NEW ZEALAND	23 450	12 238	0	0
	UNITED STATES	1 024	4 548	3	203
	CANADA	12	316	0	0
	GERMANY, FED. REP. OF	71 000	59 356	0	0
	SUB TOTAL	**270 326**	**106 245**	**1 753**	**3 678 ***
4403201000	**BAULKS SAWLOG & VENEER LOG OF CONIFEROUS, MERANTI BAKAU NOT TREATED**				
24740	NEW ZEALAND	35 534	7 509	0	0
	SUB TOTAL	**35 534**	**7 509**	**0**	**0 ***
4403209000	**OTHER THAN WOOD OF CONIFEROUS IN THE ROUGH, NOT TREATED**				
24740	JAPAN	8 500	5 420	69 100	33 523
	UNITED STATES	936 105	353 323	1 713 176	596 783
	CANADA	2 547	1 450	0	0
	URUGUAY	0	0	22 338	25 502
	SUB TOTAL	**947 152**	**360 193**	**1 804 614**	**655 808 ***
4403419000	**OTH THAN WOOD OF DARK&LIGHT RED MERANTI, MERANTI BAKAU,IN THE ROUGH,NOT TREATED**				
24750	SINGAPORE	2 964 956	65 672	0	0
	SUB TOTAL	**2 964 956**	**65 672**	**0**	**0 ***
4403499000	**OTHER THAN WOOD OF OTHER TROPICAL WOOD IN THE ROUGH, NOT TREATED**				
24750	GERMANY, FED. REP. OF	0	0	9	438
	SUB TOTAL	**0**	**0**	**9**	**438 ***
4403911000	**BAULKS SAWLOG & VENEER LOG OF OAK NOT TREATED**				
24790	CONGO	196 225	142 797	0	0
	UNITED STATES	5 562 301	2 458 639	3 805 795	1 594 536
	AUSTRIA	0	0	99 100	22 324
	BELGIUM	1 466 514	326 296	793 611	173 518
	SUB TOTAL	**7 225 040**	**2 927 732**	**4 698 506**	**1 790 378 ***
4403919000	**OTHER THAN WOOD OF OAK IN THE ROUGH, NOT TREATED**				
24790	TAIWAN	3 332	2 686	0	0
	CONGO	130 795	95 573	0	0
	AUSTRALIA	340 355	385 312	40 470	64 993
	UNITED STATES	1 976 872	873 612	3 952 940	1 513 910
	FRANCE	24 000	5 961	1 076 125	277 039
	GERMANY, FED. REP. OF	2 005 900	589 205	3 729 494	1 108 427
	DENMARK	452 000	133 030	0	0
	SUB TOTAL	**4 933 254**	**2 085 379**	**8 799 029**	**2 964 369 ***

http://www.bps.go.id

HS / SITC	COMMODITY DESCRIPTION / COUNTRY OF ORIGIN	JANUARY - DECEMBER 2015		JANUARY - DECEMBER 2016	
		NET WEIGHT (KG)	CIF VALUE (US$)	NET WEIGHT (KG)	CIF VALUE (US$)
4403929000	**OTHER THAN WOOD OF BEECH IN THE ROUGH, NOT TREATED**				
24790	MALAYSIA	458 404 086	36 384 767	315 844 883	24 393 783
	AUSTRALIA	0	0	700	10 684
	NETHERLANDS	66 795	25 733	21 592	8 558
	FRANCE	104 001	92 295	155 644	144 555
	GERMANY, FED. REP. OF	0	0	360 000	117 233
	ROMANIA	22 352	11 731	48 001	42 218
	SUB TOTAL	**458 597 234**	**36 514 526**	**316 430 820**	**24 717 031 ***
4403991000	**BAULKS SAWLOG & VENEER LOG OF OTHER TREE NOT TREATED**				
24790	JAPAN	500	1 789	426	2 058
	CHINA	23 397	6 108	0	0
	ITALY	150 849	365 619	127 193	304 080
	SUB TOTAL	**174 746**	**373 516**	**127 619**	**306 138 ***
4403999000	**OTHER THAN WOOD OF OTHER TREE IN THEROUGH, NOT TREATED**				
24790	JAPAN	0	0	1	32
	AUSTRALIA	384 097	158 940	179 430	31 558
	UNITED STATES	24 006	16 643	111 697	122 759
	UNITED KINGDOM	200	5 684	0	0
	ITALY	15 030	5 737	0	0
	SUB TOTAL	**423 333**	**187 004**	**291 128**	**154 349 ***
4404100000	**HOOPWOOD, SPLIT POLES;PILES, PICKET & THE LIKE OF CONIFEROUS**				
63491	MALAYSIA	116 100	43 447	0	0
	NETHERLANDS	605	1 142	0	0
	SUB TOTAL	**116 705**	**44 589**	**0**	**0 ***
4404201000	**HOOPWOOD, SPLIT POLES;PILES, PICKET & THE LIKE OF NON CONIFEROUS**				
63491	CHINA	778 567	3 565 576	787 646	12 550 578
	SINGAPORE	12	50	0	0
	SOUTH AFRICA	0	0	50	3
	COSTA RICA	38 710	204 316	0	0
	GERMANY, FED. REP. OF	24 131	14 570	0	0
	SUB TOTAL	**841 420**	**3 784 512**	**787 696**	**12 550 581 ***
4404209000	**OTH THAN HOOPWOOD, SPLIT POLES;PILES,PICKET & THE LIKE OF NON CONIFEROUS**				
63491	JAPAN	13 011	2 242	0	0
	HONG KONG	218	1 879	0	0
	KOREA, REPUBLIC OF	1	120	0	0
	TAIWAN	0	0	42	1 170
	CHINA	0	0	33 880	28 134
	SINGAPORE	7 731	25 050	0	0
	MALAYSIA	3 060	2 262	0	0
	GERMANY, FED. REP. OF	1	9	0	0
	SUB TOTAL	**24 022**	**31 562**	**33 922**	**29 304 ***
4405001000	**WOOD WOOL,**				
63493	SINGAPORE	13 000	13 000	0	0
	SUB TOTAL	**13 000**	**13 000**	**0**	**0 ***
4405002000	**WOOD WOOL, WOOD FLOUR.**				
63493	JAPAN	49 467	65 697	0	0
	KOREA, REPUBLIC OF	40 000	12 060	0	0
	CHINA	75 000	16 730	36 853	15 669
	SINGAPORE	17 300	20 010	69 649	92 042
	VIET NAM	14 898 936	4 534 687	20 581 250	5 004 152
	UNITED STATES	12 529	54 774	13 681	59 755
	GERMANY, FED. REP. OF	352 000	153 586	572 000	255 358
	SUB TOTAL	**15 445 232**	**4 857 544**	**21 273 433**	**5 426 976 ***
4406900000	**OTH RAILWAY OR TRAMWAY SLEEPERS(CROSS-TIES) OF WOOD IMPREGNATED**				
24819	KOREA, REPUBLIC OF	190 000	40 000	0	0
	MALAYSIA	1 760	3 038	0	0
	GERMANY, FED. REP. OF	599	886	0	0

http://www.bps.go.id

HS / SITC	COMMODITY DESCRIPTION / COUNTRY OF ORIGIN	JANUARY - DECEMBER 2015		JANUARY - DECEMBER 2016	
		NET WEIGHT (KG)	CIF VALUE (US$)	NET WEIGHT (KG)	CIF VALUE (US$)
	BELARUS	0	0	2 445 070	847 865
	SUB TOTAL	**192 359**	**43 924**	**2 445 070**	**847 865 ***
4407100000	**WOOD SAWN/ CHIPPED LENGTH OF A THICK > 6 MM.OF CONIFEROUS,PLANED SANDED**				
24820	JAPAN	400 320	308 587	608 991	363 397
	KOREA, REPUBLIC OF	70 042	80 011	59 249	65 184
	CHINA	90 354	210 214	0	0
	SINGAPORE	323 537	218 364	51 510	35 703
	VIET NAM	31 298	49 409	0	0
	INDONESIA	0	0	6 530	17 151
	AUSTRALIA	3 064 371	1 195 991	2 509 822	1 017 387
	NEW ZEALAND	29 895 873	16 972 101	35 657 673	18 867 113
	UNITED STATES	15 292 195	12 392 162	16 762 581	12 313 000
	CANADA	2 699 323	1 505 934	3 192 208	1 889 267
	CHILE	3 732 249	2 113 628	3 629 839	1 756 854
	BRAZIL	442 082	242 015	280 325	176 260
	URUGUAY	4 895 365	2 793 278	796 321	607 996
	UNITED KINGDOM	0	0	20 000	10 408
	NETHERLANDS	7 769	25 599	0	0
	FRANCE	168 297	85 370	0	0
	GERMANY, FED. REP. OF	97 812	79 007	70 399	38 848
	AUSTRIA	82 262	39 240	47 126	34 060
	DENMARK	433 023	583 154	0	0
	SWEDEN	713 420	528 101	564 019	385 959
	FINLAND	1 331 664	783 168	1 591 295	917 543
	ITALY	24 092	29 152	0	0
	SPAIN	200 447	119 497	178 548	88 640
	ROMANIA	49 590	29 475	47 480	29 920
	LITHUANIA	12 504	17 495	0	0
	ESTONIA	48 515	20 617	139 291	63 941
	CROATIA	0	0	7 412	24 380
	RUSSIA FEDERATION	656 889	422 329	92 688	71 159
	SUB TOTAL	**64 763 293**	**40 843 898**	**66 313 307**	**38 774 170 ***
4407219000	**WOOD SAWN/ CHIPPED LENGTH OF A THICK > 6 MM.OF MAHOGANY,NOT PLANED,NOT SANDED**				
24840	JAPAN	92 663	203 262	73 436	165 549
	KOREA, REPUBLIC OF	301	7 673	291	6 134
	CHINA	28 652	58 115	30 311	63 753
	SINGAPORE	2 950	4 596	0	0
	PERU	0	0	14 540	24 857
	SUB TOTAL	**124 566**	**273 646**	**118 578**	**260 293 ***
4407229000	**WOOD SAWN/ CHIPPED OF A THICK > 6MM.OFVIROLA,IMBUIA&BALSA,NOT PLANED,NOT SAND**				
24840	TAIWAN	0	0	14 390	24 095
	SINGAPORE	21 875	62 530	0	0
	GHANA	8 850	14 426	0	0
	CAMEROON	44 679	53 805	22 476	30 614
	UNITED STATES	18 653	21 127	0	0
	ITALY	0	0	17 526	29 513
	SUB TOTAL	**94 057**	**151 888**	**54 392**	**84 222 ***
4407251100	**WOOD SAWN/ CHIPPED OF A THICK > 6MM.OFDARK&LIGHT RED MERANTI,SANDED/END JOINT**				
24840	MALAYSIA	0	0	154 594	235 366
	INDONESIA	0	0	12 689	9 535
	SUB TOTAL	**0**	**0**	**167 283**	**244 901 ***
4407251900	**WOOD SAWN/ CHIPPED OF A THICK > 6MM. OFDARK&LIGHT RED MERANTI,SANDED/ END-JOINT**				
24840	MALAYSIA	153 074	271 564	82 532	115 148
	SUB TOTAL	**153 074**	**271 564**	**82 532**	**115 148 ***
4407252100	**OTH WOOD SAWN/ CHIPPED OF A THICK > 6 MM.OF MERANTI BAKAU,PLANED**				
24840	TOGO	46 330	43 738	0	0
	CAMEROON	28 400	31 202	259 502	259 986
	NEW ZEALAND	1 161 100	525 330	0	0
	UNITED STATES	918 726	845 996	514 111	488 090
	BRAZIL	50 848	17 415	1 085 143	431 505
	UNITED KINGDOM	216 969	63 065	186 808	146 377

http://www.bps.go.id

HS / SITC	COMMODITY DESCRIPTION / COUNTRY OF ORIGIN	JANUARY - DECEMBER 2015		JANUARY - DECEMBER 2016	
		NET WEIGHT (KG)	CIF VALUE (US$)	NET WEIGHT (KG)	CIF VALUE (US$)
	GERMANY, FED. REP. OF	2 640 569	1 265 457	4 169 932	2 051 867
	AUSTRIA	0	0	18 498	9 852
	BELGIUM	115 000	182 000	0	0
	SUB TOTAL	**5 177 942**	**2 974 203**	**6 233 994**	**3 387 677 ***
4407271000	**WOOD SAWN/ CHIPPED OF A THICK > 6 MM.OFSAPELLI,SANDED OR END-JOINTED**				
24840	KOREA, REPUBLIC OF	2 000	9 019	0	0
	CAMEROON	20 430	11 947	0	0
	SUB TOTAL	**22 430**	**20 966**	**0**	**0 ***
4407279000	**WOOD SAWN/ CHIPPED OF A THICK > 6 MM.OFSAPELLI,NOT PLANED, NOT SANDED**				
24840	MALAYSIA	0	0	13 600	9 549
	CONGO	1 085 999	599 250	2 737 674	1 795 872
	CAMEROON	743 969	425 640	3 762 894	2 488 246
	NETHERLANDS	0	0	20 634	49 008
	SUB TOTAL	**1 829 968**	**1 024 890**	**6 534 802**	**4 342 675 ***
4407289000	**WOOD SAWN/ CHIPPED OF A THICK > 6 MM.OFIROKO,NOT PLANED, NOT SANDED**				
24840	CONGO	138 987	99 885	12 387	9 236
	CAMEROON	710 306	488 952	533 801	420 812
	COTE D'IVOIRE	26 367	23 538	0	0
	NETHERLANDS	0	0	2 866	6 806
	BELGIUM	31 189	28 645	0	0
	SUB TOTAL	**906 849**	**641 020**	**549 054**	**436 854 ***
4407291900	**OTH THAN WOOD SAWN/ CHIPPED OF A THICK > 6 MM OF JELUTONG,NOT PLANED, NOT SANDED**				
24840	SINGAPORE	375	1 911	0	0
	UNITED STATES	99 750	76 578	0	0
	SUB TOTAL	**100 125**	**78 489**	**0**	**0 ***
4407292900	**OTH THAN WOOD SAWN/ CHIPPED OF A THICK > 6 MM.OF KAPUR,NOT PLANED, NOT SANDED**				
24840	CHINA	86 362	164 097	0	0
	CANADA	0	0	13 496	36 489
	SUB TOTAL	**86 362**	**164 097**	**13 496**	**36 489 ***
4407293900	**OTH THAN WOOD SAWN/ CHIPPED OF A THICK > 6 MM.OF KEMPAS,NOT PLANED, NOT SANDED**				
24840	MALAYSIA	36 448	36 512	0	0
	SUB TOTAL	**36 448**	**36 512**	**0**	**0 ***
4407294900	**WOOD SAWN/ CHIPPED OF A THICK > 6 MM.OFKERUING,NOT PLANED, NOT SANDED**				
24840	CHINA	0	0	17 700	29 865
	SUB TOTAL	**0**	**0**	**17 700**	**29 865 ***
4407296100	**WOOD SAWN/ CHIPPED OF A THICK > 6 MM.OFTEAK,SANDED OR END-JOINTED**				
24840	MYANMAR	0	0	1 720	19 051
	SUB TOTAL	**0**	**0**	**1 720**	**19 051 ***
4407296900	**WOOD SAWN/ CHIPPED OF A THICK > 6 MM.OFTEAK,NOT PLANED, NOT SANDED**				
24840	TAIWAN	3 963	14 154	0	0
	MALAYSIA	0	0	2 031	2 874
	MYANMAR	179 041	651 399	0	0
	INDIA	0	0	2 087	22 203
	CAMEROON	126 800	101 825	0	0
	BRAZIL	1 102 652	1 751 198	966 346	1 985 223
	SPAIN	44 006	153 485	0	0
	SUB TOTAL	**1 456 462**	**2 672 061**	**970 464**	**2 010 300 ***
4407297900	**OTH WOOD SAWN/ CHIPPED OF A THICK >6 MM.OF BALAU,NOT PLANED, NOT SANDED**				
24840	KOREA, REPUBLIC OF	1 400	2 999	0	0
	SINGAPORE	25 805	59 495	0	0
	MALAYSIA	1 125	3 600	0	0
	SUB TOTAL	**28 330**	**66 094**	**0**	**0 ***

http://www.bps.go.id

HS / SITC	COMMODITY DESCRIPTION / COUNTRY OF ORIGIN	JANUARY - DECEMBER 2015		JANUARY - DECEMBER 2016	
		NET WEIGHT (KG)	CIF VALUE (US$)	NET WEIGHT (KG)	CIF VALUE (US$)
4407299200	**WOOD SAWN/ CHIPPED OF A THICK > 6 MM.OFJONGKONG & MERBAU OTHER**				
24840	PAPUA NEW GUINEA	4 073 853	1 623 568	0	0
	MALAYSIA	10 900	20 311	19 230	15 923
	SOLOMON ISLANDS	237 901	106 757	0	0
	SUB TOTAL	**4 322 654**	**1 750 636**	**19 230**	**15 923 ***
4407299300	**OTH SANDED OR END JOINTED&OF A THICK> 6 MM JONGKOK & MERBAU**				
24840	JAPAN	1 257	1 425	0	0
	SINGAPORE	9 749	3 324	6	433
	MALAYSIA	0	0	25 122	39 215
	AUSTRALIA	918 795	68 990	129 034	9 403
	SUB TOTAL	**929 801**	**73 739**	**154 162**	**49 051 ***
4407299990	**OTH THAN TROPICAL WOOD, OTH SANDED OR END JOINTED&PLANED,THICKNESS>6MM**				
24840	JAPAN	3 887	4 850	0	0
	MALAYSIA	41 080	66 303	0	0
	CAMEROON	5 111	6 315	9 810	13 470
	SOUTH AFRICA	9 447	13 691	0	0
	UNITED STATES	22 680	37 227	0	0
	SUB TOTAL	**82 205**	**128 386**	**9 810**	**13 470 ***
4407911000	**WOOD SAWN/ CHIPPED OF A THICK > 6 MM.OFOAK,SANDED OR END-JOINTED**				
24840	JAPAN	287 376	147 454	202 043	124 462
	UNITED STATES	4 116 633	4 880 948	4 423 471	5 217 243
	CANADA	1 127 815	1 725 963	478 660	566 265
	GERMANY, FED. REP. OF	20 129	13 469	0	0
	ESTONIA	0	0	1 379	10 383
	SUB TOTAL	**5 551 953**	**6 767 834**	**5 105 553**	**5 918 353 ***
4407919000	**OTH WOOD SAWN/ CHIPPED OF A THICK> 6 MM OF OAK,NOT PLANED, NOT SANDED**				
24840	TAIWAN	13 020	7 994	0	0
	CHINA	48 000	12 269	90 027	90 432
	THAILAND	0	0	44 948	45 019
	MALAYSIA	36 014	28 536	0	0
	GHANA	0	0	10 400	8 023
	CAMEROON	259 818	139 482	407 704	195 585
	NIGERIA	23 000	16 240	0	0
	GABON	0	0	82 838	75 013
	DEMOCRATIC REP. OF THE CONGO	39 664	15 026	0	0
	AUSTRALIA	25 104	38 153	30 919	46 541
	NEW ZEALAND	1 096 834	608 660	1 472 763	806 689
	UNITED STATES	13 129 880	10 829 860	10 214 686	8 694 129
	CANADA	89 426	81 916	52 280	73 901
	CHILE	45 474	26 084	78 942	40 553
	BRAZIL	99 976	57 258	48 616	25 876
	NETHERLANDS	28 940	10 236	232 774	241 688
	FRANCE	4 147 561	3 516 356	3 698 525	3 364 781
	GERMANY, FED. REP. OF	5 421 821	4 043 527	4 255 739	3 157 877
	AUSTRIA	179 490	86 823	0	0
	BELGIUM	638 075	890 713	408 443	426 351
	DENMARK	91 100	50 501	215 800	125 582
	SWEDEN	43 501	21 886	196 147	132 030
	ITALY	152 338	182 840	342 338	407 511
	SPAIN	53 440	29 289	0	0
	HUNGARY	1 063 999	1 522 436	853 499	1 085 638
	POLAND	2 111 488	2 788 702	1 744 524	2 289 458
	ROMANIA	40 836	29 193	0	0
	UKRAINE	1 607 804	1 078 720	432 388	319 952
	CROATIA	186 611	104 654	186 719	120 086
	BOSNIA AND HERZEGOVINA	0	0	75 341	52 234
	SLOVAKIA	70 987	31 365	0	0
	SLOVENIA	25 016	12 703	208 000	265 470
	CZECH REPUBLIC	73 618	51 993	343 083	210 197
	SUB TOTAL	**30 842 835**	**26 313 415**	**25 727 443**	**22 300 616 ***
4407921000	**WOOD SAWN/ CHIPPED OF A THICK > 6 MM.OFBEECH,PLANED**				
24840	GERMANY, FED. REP. OF	431 608	205 259	289 447	120 115
	ITALY	102 120	62 195	0	0

http://www.bps.go.id

HS / SITC	COMMODITY DESCRIPTION / COUNTRY OF ORIGIN	JANUARY - DECEMBER 2015		JANUARY - DECEMBER 2016	
		NET WEIGHT (KG)	CIF VALUE (US$)	NET WEIGHT (KG)	CIF VALUE (US$)
	ROMANIA	153 526	77 914	0	0
	UKRAINE	24 000	11 284	23 800	11 220
	CROATIA	75 600	40 468	0	0
	SUB TOTAL	**786 854**	**397 120**	**313 247**	**131 335 ***
4407929000	**WOOD SAWN/ CHIPPED OF A THICK > 6 MM.OFBEECH,NOT PLANED, NOT SANDED**				
24840	TURKEY	21 360	16 870	0	0
	UNITED STATES	20 180	38 590	0	0
	FRANCE	27 591	21 959	0	0
	GERMANY, FED. REP. OF	1 712 025	1 112 340	2 268 798	1 134 442
	AUSTRIA	170 382	98 626	193 805	122 938
	FINLAND	36 148	21 106	0	0
	ITALY	25 900	11 252	113 581	95 019
	ROMANIA	227 701	185 924	130 699	100 054
	BULGARIA	23 500	14 249	0	0
	UKRAINE	146 460	78 332	432 102	229 724
	LITHUANIA	39 140	17 399	0	0
	CROATIA	0	0	25 840	8 559
	BOSNIA AND HERZEGOVINA	0	0	60 359	37 029
	SUB TOTAL	**2 450 387**	**1 616 647**	**3 225 184**	**1 727 765 ***
4407931000	**WOOD SAWN/ CHIPPED OF A THICK > 6 MM.OFMAPLE,SANDED OR END-JOINTED**				
24840	KOREA, REPUBLIC OF	264	21 370	0	0
	TAIWAN	1 213	17 898	793	8 306
	UNITED STATES	0	0	270 071	403 778
	CANADA	0	0	2 237	3 339
	SUB TOTAL	**1 477**	**39 268**	**273 101**	**415 423 ***
4407939000	**OTH THAN WOOD SAWN/ CHIPPED OF A THICK > 6 MM.OF MAPLE,NOT PLANED, NOT SANDED**				
24840	JAPAN	15 744	24 218	8 253	15 236
	KOREA, REPUBLIC OF	157 777	504 226	499 412	1 676 278
	CHINA	1 313 299	3 155 933	441 273	988 664
	SINGAPORE	0	0	1 150	21 975
	INDIA	500	6 090	1 839	30 000
	YEMEN	0	0	86	3 295
	UNITED STATES	1 228 430	1 236 899	855 062	973 787
	CANADA	364 414	641 753	701 496	1 011 649
	BRAZIL	24 770	36 445	0	0
	GERMANY, FED. REP. OF	0	0	28 445	62 905
	SPAIN	2	135	0	0
	SERBIA	0	0	1 298	24 332
	SUB TOTAL	**3 104 936**	**5 605 699**	**2 538 314**	**4 808 121 ***
4407941000	**WOOD SAWN/ CHIPPED OF A THICK > 6 MM.OFCHERRY,SANDED OR END-JOINTED**				
24840	UNITED STATES	0	0	38 724	21 366
	CANADA	0	0	81 405	62 349
	SUB TOTAL	**0**	**0**	**120 129**	**83 715 ***
4407949000	**OTH WOOD SAWN/ CHIPPED OF A THICK > 6 MM OF CHERRY,NOT PLANED, NOT SANDED**				
24840	UNITED STATES	389 454	464 754	0	0
	CANADA	41 902	47 209	0	0
	SUB TOTAL	**431 356**	**511 963**	**0**	**0 ***
4407951000	**WOOD SAWN/ CHIPPED OF A THICK > 6 MM.OFASH,PLANED OR END-JOINTED**				
24840	AUSTRALIA	22 500	8 100	0	0
	CANADA	0	0	922	1 376
	CROATIA	0	0	4 320	12 704
	SUB TOTAL	**22 500**	**8 100**	**5 242**	**14 080 ***
4407959000	**OTH WOOD SAWN/ CHIPPED OF A THICK> 6 MM OF ASH,NOT PLANED, NOT SANDED**				
24840	KOREA, REPUBLIC OF	1	1	0	0
	NEW ZEALAND	20 645	12 330	0	0
	UNITED STATES	386 162	487 923	632 388	1 103 691
	CANADA	5 312	5 791	0	0
	NETHERLANDS	14 765	4 812	63 806	26 169
	GERMANY, FED. REP. OF	178 011	98 072	183 069	106 424

http://www.bps.go.id

HS / SITC	COMMODITY DESCRIPTION / COUNTRY OF ORIGIN	JANUARY - DECEMBER 2015		JANUARY - DECEMBER 2016	
		NET WEIGHT (KG)	CIF VALUE (US$)	NET WEIGHT (KG)	CIF VALUE (US$)
	BELGIUM	20 326	23 808	0	0
	DENMARK	0	0	21 680	8 574
	ITALY	74 580	40 099	0	0
	SPAIN	3	39	1 887	47 728
	UKRAINE	25 600	13 267	0	0
	CROATIA	64 090	106 757	323 346	283 914
	SUB TOTAL	**789 495**	**792 899**	**1 226 176**	**1 576 500 ***
4407991000	**OTH THAN WOOD SAWN/ CHIPPED OF A THICK> 6 MM.OF OTHER TREE,PLANED**				
24840	SINGAPORE	1	5	0	0
	NEW ZEALAND	1 594 779	973 039	711 086	326 314
	UNITED STATES	60 195	34 481	40 419	24 632
	GUATEMALA	20 143	21 714	0	0
	NETHERLANDS	0	0	196 982	180 651
	SUB TOTAL	**1 675 118**	**1 029 239**	**948 487**	**531 597 ***
4407999000	**WOOD SAWN/ CHIPPED OF A THICK > 6 MM.OFOTHER TREE,NOT PLANED, NOT SANDED**				
24840	JAPAN	77 627	56 661	66 348	75 895
	HONG KONG	2	7	0	0
	KOREA, REPUBLIC OF	18 756	22 178	30 663	73 687
	TAIWAN	56 010	59 867	0	0
	CHINA	1 768 351	2 118 885	1 785 711	2 181 215
	THAILAND	0	0	48 904	46 782
	SINGAPORE	111 743	156 189	5 503	5 181
	MALAYSIA	184 413	289 931	371 352	357 584
	VIET NAM	639 026	293 951	3 843	12 588
	UNITED ARAB EMIRATES	0	0	27	280
	CONGO	510 329	325 450	465 964	312 773
	CAMEROON	493 808	354 044	1 089 301	801 524
	COTE D'IVOIRE	35 783	45 179	0	0
	AUSTRALIA	1 011 041	1 516 716	1 852 454	1 219 984
	NEW ZEALAND	4 861 410	1 941 626	4 493 594	1 942 930
	UNITED STATES	6 644 621	6 101 825	10 049 983	8 820 607
	CANADA	1 839 305	2 065 333	2 564 234	2 300 187
	CHILE	0	0	21 601	27 323
	VENEZUELA	130	1 800	0	0
	ARGENTINA	67 964	48 194	0	0
	BRAZIL	770 445	840 689	1 679 293	1 283 576
	BOLIVIA	22 643	28 155	0	0
	URUGUAY	2 574 381	1 607 682	1 604 234	1 111 490
	PARAGUAY	158 900	70 339	25 500	14 648
	UNITED KINGDOM	0	0	24 592	26 203
	NETHERLANDS	62 890	24 723	11 933	5 629
	FRANCE	74 000	49 737	133 868	89 826
	GERMANY, FED. REP. OF	221 413	125 583	276 789	197 212
	AUSTRIA	125 165	99 195	103 599	84 462
	DENMARK	23 000	12 367	0	0
	SWEDEN	0	0	477 567	254 027
	FINLAND	0	0	48 880	25 388
	ITALY	48 019	44 197	25 061	15 931
	SPAIN	0	0	52 656	72 597
	ROMANIA	115 065	81 977	217 599	181 109
	UKRAINE	51 800	24 070	145 198	70 953
	CROATIA	307 998	270 673	199 002	131 070
	SUB TOTAL	**22 876 038**	**18 677 223**	**27 875 253**	**21 742 661 ***
4408101000	**CEDAR WOOD SLATS PREPARED FOR PENCILMANUFACT;RADIATA PINEWOOD CONIFEROUS**				
63411	KOREA, REPUBLIC OF	0	0	11 344	46 234
	NEW ZEALAND	1 582 600	867 389	987 474	294 996
	CHILE	149 443	66 733	0	0
	BRAZIL	50 542	38 072	0	0
	URUGUAY	56 740	9 749	130 485	22 261
	FINLAND	22 500	11 856	0	0
	ITALY	25 100	14 156	0	0
	HUNGARY	1	21	0	0
	BULGARIA	0	0	13 000	12 663
	SUB TOTAL	**1 886 926**	**1 007 976**	**1 142 303**	**376 154 ***

http://www.bps.go.id

HS / SITC	COMMODITY DESCRIPTION / COUNTRY OF ORIGIN	JANUARY - DECEMBER 2015		JANUARY - DECEMBER 2016	
		NET WEIGHT (KG)	CIF VALUE (US$)	NET WEIGHT (KG)	CIF VALUE (US$)
4408103000	**FACE VENEER SHEETS, CONIFEROUS**				
63411	KOREA, REPUBLIC OF	86	2 774	400	35 066
	TAIWAN	3 018	7 238	550	3 446
	CHINA	33 816	156 570	26 981	107 638
	MALAYSIA	14	30	0	0
	UNITED STATES	425 602	1 836 704	365 268	1 801 191
	CHILE	0	0	20 841	31 420
	UNITED KINGDOM	266	4 022	0	0
	GERMANY, FED. REP. OF	666	10 895	20	469
	AUSTRIA	1 948	25 829	0	0
	DENMARK	1 097	15 463	0	0
	ITALY	35 974	136 361	3 029	50 293
	SLOVENIA	342	7 807	0	0
	SUB TOTAL	**502 829**	**2 203 693**	**417 089**	**2 029 523 ***
4408109000	**OTH CONIFEROUS,OTH CEDAR WOOD SLATS,FACE VENEER SHEETS**				
63411	JAPAN	11 868	48 220	9 522	44 048
	HONG KONG	9 500	41 358	13 792	20 723
	KOREA, REPUBLIC OF	116 096	537 691	99 647	574 120
	TAIWAN	97 379	400 205	4 631	28 733
	CHINA	413 294	1 506 552	333 664	1 115 393
	SINGAPORE	1 061	2 651	3 883	5 839
	MALAYSIA	0	0	16	26
	VIET NAM	0	0	19 057	78 272
	INDIA	3 360	57 300	2 538	31 500
	TURKEY	284	1 445	0	0
	UNITED ARAB EMIRATES	50	201	0	0
	GHANA	2 206	14 642	322	4 046
	CONGO	0	0	9 440	23 993
	CAMEROON	1 508	12 295	262	3 294
	COTE D'IVOIRE	2 823	4 551	0	0
	NEW ZEALAND	22 353	13 229	142 200	59 909
	UNITED STATES	32 057	324 259	39 849	110 099
	CANADA	22 981	274 761	2 222	21 756
	CHILE	0	0	11 725	14 323
	BRAZIL	2 458	20 048	0	0
	BOLIVIA	639	3 255	0	0
	UNITED KINGDOM	11 086	24 475	8 043	58 013
	NETHERLANDS	1 606	28 108	1 472	58 413
	FRANCE	47 201	44 218	39 131	75 634
	GERMANY, FED. REP. OF	3 935	30 888	26 412	284 504
	AUSTRIA	0	0	28 030	21 606
	SWITZERLAND	2 174	4 150	0	0
	ITALY	13 981	75 897	537	5 842
	SPAIN	1 150	3 897	0	0
	PORTUGAL	1 012	5 155	284	3 576
	SLOVENIA	7 941	45 804	4 484	56 346
	SUB TOTAL	**830 003**	**3 525 255**	**801 163**	**2 700 008 ***
4408310000	**DARK RED MERANTI, LIGHT RED MERANTI ANDMERANTI BAKAU OF THE TROPICAL WOOD**				
63412	NETHERLANDS	83	1 231	0	0
	SUB TOTAL	**83**	**1 231**	**0**	**0 ***
4408399000	**OTH JELUTONG WOOD AND OTH WOOD PREPAREDFOR PENCIL MANUFACT**				
63412	JAPAN	19 629	175 060	12 420	107 058
	KOREA, REPUBLIC OF	32	416	0	0
	CHINA	1 827 424	4 503 248	1 029 343	2 200 364
	SINGAPORE	16 660	8 455	0	0
	MALAYSIA	10 899	18 620	0	0
	INDIA	18 701	262 600	8 670	131 000
	INDONESIA	44 000	114 023	0	0
	CENTRAL AFRICAN REPUBLIC	200	3 798	0	0
	UNITED STATES	1 114	35 247	631	43 609
	UNITED KINGDOM	9 440	24 605	0	0
	NETHERLANDS	162	2 395	0	0
	FRANCE	2 800	7 279	2 400	5 961
	GERMANY, FED. REP. OF	58 847	140 429	104	1 454
	ITALY	80	2 103	0	0
	SUB TOTAL	**2 009 988**	**5 298 278**	**1 053 568**	**2 489 446 ***

http://www.bps.go.id

HS / SITC	COMMODITY DESCRIPTION / COUNTRY OF ORIGIN	JANUARY - DECEMBER 2015		JANUARY - DECEMBER 2016	
		NET WEIGHT (KG)	CIF VALUE (US$)	NET WEIGHT (KG)	CIF VALUE (US$)
4408900000	**OTH THAN SHEETS FOR VENEERING AND OF THE TROPICAL WOOD OF THICKENESS < 6 MM**				
63412	JAPAN	21 092	260 185	30 046	231 431
	HONG KONG	4 300	31 370	1 250	10 082
	KOREA, REPUBLIC OF	25 609	402 587	25 944	340 582
	TAIWAN	152 133	939 875	149 926	710 911
	CHINA	3 460 397	8 891 047	2 300 287	6 771 230
	THAILAND	0	0	100	2 031
	SINGAPORE	7 334	68 355	1 846	10 958
	PHILIPPINES	234	243	0	0
	MALAYSIA	20 435	68 570	43 203	79 420
	VIET NAM	37 229	102 860	195 848	160 890
	INDIA	3 089	22 600	4 719	55 399
	TURKEY	0	0	14 455	41 326
	GHANA	2 778	40 220	2 897	7 510
	CONGO	0	0	297	4 594
	SOUTH AFRICA	351	4 949	0	0
	AUSTRALIA	180	3 394	640	10 137
	UNITED STATES	1 683 015	6 602 107	2 656 778	9 717 801
	CHILE	11 232	17 650	0	0
	BRAZIL	400 186	252 601	0	0
	URUGUAY	0	0	393 091	64 018
	UNITED KINGDOM	167 700	783 709	96 919	492 282
	NETHERLANDS	2 387	45 106	131	5 600
	FRANCE	123 831	316 352	204 465	852 844
	GERMANY, FED. REP. OF	94 784	339 647	105 476	350 738
	AUSTRIA	44 782	299 048	16 791	111 406
	BELGIUM	0	0	6 360	36 801
	ITALY	236 475	1 294 022	228 148	1 075 012
	SPAIN	22 855	94 657	30 111	119 738
	PORTUGAL	6 180	27 406	0	0
	ROMANIA	123 631	149 376	198 644	210 088
	UKRAINE	6 830	26 838	0	0
	CROATIA	49	1 639	0	0
	SLOVENIA	39 141	111 546	77 292	311 510
	CZECH REPUBLIC	16 992	20 488	8 460	11 231
	SUB TOTAL	**6 715 231**	**21 218 447**	**6 794 124**	**21 795 570 ***
4409100000	**CONIFEROUS WOOD COTINUOUSLY SHAPEDALONG ANY OF ITS EDGEE,ENDS/FACES**				
24830	INDONESIA	6 500	23 830	17 048	56 295
	UNITED STATES	21	249	0	0
	BRAZIL	110 417	58 304	660 525	523 888
	ITALY	0	0	2	499
	SUB TOTAL	**116 938**	**82 383**	**677 575**	**580 682 ***
4409210000	**NON CONIFEROS OF BAMBOO**				
24850	HONG KONG	10 812	16 362	0	0
	TAIWAN	5 820	9 200	0	0
	CHINA	74 688	212 248	38 073	171 879
	SUB TOTAL	**91 320**	**237 810**	**38 073**	**171 879 ***
4409290000	**OTH NON CONIFEROUS OTH TEAK STRIPSFRIEZES FOR PARQUET FLOORING**				
24850	JAPAN	3	38	10 634	50 628
	TAIWAN	21 314	20 094	0	0
	CHINA	502 930	1 093 921	231 322	546 725
	SINGAPORE	9 054	3 087	16 256	47 176
	MALAYSIA	79 893	58 837	45 253	50 818
	INDONESIA	71 184	225 886	96 118	112 778
	AUSTRALIA	20 940	8 865	0	0
	UNITED STATES	136	887	35	409
	COSTA RICA	9 600	50 675	0	0
	NETHERLANDS	7 202	7 829	0	0
	GERMANY, FED. REP. OF	0	0	11	122
	NORWAY	478	5 703	0	0
	ESTONIA	401 567	96 856	0	0
	SUB TOTAL	**1 124 301**	**1 572 678**	**399 629**	**808 656 ***
4410110000	**PARTICLE BOARD & SIMILAR BOARD OF WOODOR OTHER LIGNEOUS MATERIALS**				
63422	JAPAN	1 249 824	468 119	1 835 147	754 448
	HONG KONG	3	59	0	0

http://www.bpsdgo.id

HS / SITC	COMMODITY DESCRIPTION / COUNTRY OF ORIGIN	JANUARY - DECEMBER 2015		JANUARY - DECEMBER 2016	
		NET WEIGHT (KG)	CIF VALUE (US$)	NET WEIGHT (KG)	CIF VALUE (US$)
	KOREA, REPUBLIC OF	714 079	196 890	683 827	207 193
	CHINA	1 932 852	685 199	2 391 712	807 119
	THAILAND	125 325 209	30 674 350	144 918 917	31 781 156
	SINGAPORE	0	0	2 420	1 482
	MALAYSIA	44 380 809	10 803 441	18 748 498	4 228 554
	VIET NAM	668 215	161 577	0	0
	INDIA	1	20	0	0
	TURKEY	3 218	2 223	0	0
	AUSTRALIA	114 722	64 627	0	0
	NEW ZEALAND	722 710	347 873	0	0
	UNITED STATES	379	6 924	54	748
	BRAZIL	0	0	2 042 780	588 455
	NETHERLANDS	779	2 319	0	0
	FRANCE	805 475	293 398	0	0
	GERMANY, FED. REP. OF	99 258	58 913	226 662	119 566
	AUSTRIA	1 860 873	1 047 038	3 506 512	1 946 139
	BELGIUM	72 300	27 956	492 603	204 426
	SWEDEN	44	182	0	0
	ITALY	447 852	250 008	92 991	142 533
	SPAIN	22 396	7 874	299 648	95 370
	POLAND	0	0	161	713
	ROMANIA	2 105 336	647 900	863 774	279 135
	SUB TOTAL	**180 526 334**	**45 746 890**	**176 105 706**	**41 157 037 ***
4410120000	**ORIENTED STRAND BOARD OF WOOD**				
63422	JAPAN	0	0	5	479
	MALAYSIA	15 104	7 372	110	30
	CANADA	49 304	19 524	196 640	94 419
	GERMANY, FED. REP. OF	23 435	12 977	0	0
	ROMANIA	25 719	10 283	9	217
	SUB TOTAL	**113 562**	**50 156**	**196 764**	**95 145 ***
4410190000	**OTH PARTICLE BOARD,ORIENTED STRAND BOARD (OSB) OF WOOD**				
63422	JAPAN	0	0	3	1 562
	HONG KONG	1 528	6 481	0	0
	KOREA, REPUBLIC OF	379	3 544	0	0
	TAIWAN	180	191	0	0
	CHINA	273 023	137 987	38 549	44 927
	THAILAND	3 515 302	1 537 140	2 608 855	1 126 695
	MALAYSIA	4 439 298	1 274 031	1 314 503	486 565
	AUSTRIA	2 770	5 684	261	939
	ITALY	0	0	226 269	147 725
	SUB TOTAL	**8 232 480**	**2 965 058**	**4 188 440**	**1 808 413 ***
4410900000	**OTH THAN PARTICLE BOARD & SIMILAR BOARDOF OTHER LIGNEOUS MATERIAS**				
63423	JAPAN	11 551	23 023	4 478	15 620
	HONG KONG	0	0	82	281
	KOREA, REPUBLIC OF	18 344	8 457	0	0
	CHINA	224 575	190 347	322 132	337 083
	THAILAND	0	0	40 173	13 410
	SINGAPORE	245	918	21 695	99 454
	MALAYSIA	569	217	0	0
	BANGLADESH	19 800	11 237	0	0
	MOROCCO	0	0	12	342
	SOUTH AFRICA	0	0	32	491
	BRAZIL	0	0	151 372	43 235
	UNITED KINGDOM	0	0	23	122
	NETHERLANDS	26 507	14 475	0	0
	FRANCE	21 266	12 687	0	0
	GERMANY, FED. REP. OF	5 479	9 607	4 552	7 394
	AUSTRIA	435	3 187	0	0
	BELGIUM	22	2	0	0
	ITALY	0	0	10 959	10 950
	SUB TOTAL	**328 793**	**274 157**	**555 510**	**528 382 ***
4411120000	**MEDIUM DENSITY FIBREBOARD (MDF) OF A THICKNESS < 5MM**				
63454	JAPAN	4 601	9 531	30 069	110 184
	KOREA, REPUBLIC OF	315 361	156 219	349 818	171 493
	TAIWAN	21	54	0	0

http://www.bps.go.id

HS / SITC	COMMODITY DESCRIPTION / COUNTRY OF ORIGIN	JANUARY - DECEMBER 2015		JANUARY - DECEMBER 2016	
		NET WEIGHT (KG)	CIF VALUE (US$)	NET WEIGHT (KG)	CIF VALUE (US$)
	CHINA	404 964	391 940	418 483	381 655
	THAILAND	2 954 587	1 269 595	2 674 259	1 272 570
	SINGAPORE	182	892	425	6 919
	MALAYSIA	15 526 730	6 797 876	14 752 534	6 255 578
	AUSTRALIA	425 246	203 919	336 601	153 897
	NEW ZEALAND	12 099 448	6 180 139	14 278 569	7 000 369
	BRAZIL	46 859	20 109	0	0
	GERMANY, FED. REP. OF	326 811	271 621	2 189	1 253
	BELGIUM	704 445	610 269	0	0
	IRELAND	370 834	218 893	205 352	117 540
	ITALY	0	0	85	2 782
	SPAIN	8	55	74	1 103
	POLAND	274 155	197 355	272 188	179 945
	SUB TOTAL	**33 454 252**	**16 328 467**	**33 320 646**	**15 655 288 ***
4411130000	**MEDIUM DENSITY FIBREBOARD (MDF) OF ATHICKNESS > 5MM AND < 9 MM**				
63454	JAPAN	12 707	9 603	41	801
	KOREA, REPUBLIC OF	17 736	29 556	1 683	825
	CHINA	3 267 516	2 517 940	2 223 505	1 668 355
	THAILAND	134 172	56 466	26 385	9 642
	SINGAPORE	0	0	484	2 365
	MALAYSIA	699 896	322 543	904 356	410 508
	AUSTRALIA	179 957	83 236	22 347	9 424
	NEW ZEALAND	7 245 556	3 585 040	9 173 724	4 269 970
	ARGENTINA	48 157	20 384	0	0
	BRAZIL	50 026	18 003	0	0
	GERMANY, FED. REP. OF	134 418	125 864	195 298	101 477
	BELGIUM	633 969	557 419	1 074 514	960 442
	IRELAND	42 964	23 150	10 802	5 678
	ITALY	0	0	9 295	5 825
	SUB TOTAL	**12 467 074**	**7 349 204**	**13 642 434**	**7 445 312 ***
4411140000	**MEDIUM DENSITY FIBREBOARD (MDF) OF ATHICKNESS > 9 MM**				
63454	JAPAN	200	2 013	0	0
	KOREA, REPUBLIC OF	114 284	54 100	30	99
	CHINA	1 330 189	1 142 316	989 213	756 824
	THAILAND	6 543 642	2 115 108	5 987 113	1 783 087
	MALAYSIA	7 996 202	3 429 264	9 687 733	4 136 592
	VIET NAM	13 114	31 519	0	0
	INDIA	0	0	23 263	7 999
	TURKEY	0	0	47	237
	AUSTRALIA	1 173 018	562 009	1 261 248	668 771
	NEW ZEALAND	18 363 231	8 691 760	15 088 872	7 091 192
	UNITED STATES	43 198	16 946	4	3
	ARGENTINA	669 601	266 150	609 043	249 201
	BRAZIL	467 781	247 341	795 965	290 346
	UNITED KINGDOM	7 395	125 171	0	0
	NETHERLANDS	21 399	10 138	0	0
	FRANCE	0	0	9	131
	GERMANY, FED. REP. OF	507 363	270 047	166 580	80 356
	AUSTRIA	260	981	41	266
	BELGIUM	469 844	227 279	472 193	214 487
	IRELAND	546 102	322 616	215 662	125 794
	ITALY	176 350	135 085	92 002	61 673
	SPAIN	687 225	288 690	159 001	105 238
	HUNGARY	40	164	40	157
	LITHUANIA	113	498	38	144
	RUSSIA FEDERATION	0	0	12 040	10 158
	SUB TOTAL	**39 130 551**	**17 939 195**	**35 560 137**	**15 582 755 ***
4411920000	**OTH FIBREBOARD OF A DENSITY >0.8G/CM3**				
63459	JAPAN	0	0	65 720	89 490
	KOREA, REPUBLIC OF	50 857	57 020	0	0
	CHINA	628 247	519 596	765 799	682 789
	THAILAND	1 295 549	791 829	956 496	511 251
	SINGAPORE	0	0	1 894	1 167
	MALAYSIA	209 655	121 957	203 237	120 262
	INDIA	97	556	15	1 950
	NEW ZEALAND	43 746	25 828	0	0
	GERMANY, FED. REP. OF	33 851	29 096	107 665	78 631

http://www.bps.go.id

HS / SITC	COMMODITY DESCRIPTION / COUNTRY OF ORIGIN	JANUARY - DECEMBER 2015		JANUARY - DECEMBER 2016	
		NET WEIGHT (KG)	CIF VALUE (US$)	NET WEIGHT (KG)	CIF VALUE (US$)
	BELGIUM	0	0	55	239
	POLAND	38	119	0	0
	SUB TOTAL	**2 262 040**	**1 546 001**	**2 100 881**	**1 485 779 ***
4411930000	**OTH FIBREBOARD OF 0,5G/CM<DENSITY <0,8G/CM3**				
63459	JAPAN	196	3 806	0	0
	KOREA, REPUBLIC OF	3 562	4 000	0	0
	CHINA	24 052	50 875	21 866	11 165
	THAILAND	18 620	14 280	0	0
	SINGAPORE	2 196	1 518	0	0
	MALAYSIA	3 472 367	1 420 499	1 678 738	741 170
	NEW ZEALAND	93 552	33 328	609 070	271 903
	FRANCE	4 840	26 811	0	0
	GERMANY, FED. REP. OF	173 555	77 915	110 384	47 159
	AUSTRIA	36	22	0	0
	ITALY	71 860	24 866	0	0
	SUB TOTAL	**3 864 836**	**1 657 920**	**2 420 058**	**1 071 397 ***
4411940000	**OTH FIBREBOARD OF A DENSITY <0.5G/CM3**				
63459	JAPAN	0	0	92	2 584
	CHINA	22 200	5 549	0	0
	SINGAPORE	0	0	235	2 538
	INDIA	82 572	54 833	22 440	16 528
	FRANCE	0	0	23	195
	GERMANY, FED. REP. OF	32	207	0	0
	POLAND	341 072	155 382	286 070	126 058
	SUB TOTAL	**445 876**	**215 971**	**308 860**	**147 903 ***
4412100000	**PLYWOOD,VENEERED PANEL&SIMILAR LAMINATED WOOD OF BAMBOO**				
63432	JAPAN	0	0	144	1 617
	TAIWAN	345	3 279	0	0
	CHINA	35 584	36 897	221 946	179 486
	SINGAPORE	48	750	0	0
	SUB TOTAL	**35 977**	**40 926**	**222 090**	**181 103 ***
4412310000	**OTH PLYWOOD,CONSISTING SOLALY <6MMTHINKNESS W/ AT LEAST ONE OUTER**				
63431	JAPAN	1 208 664	99 067	1 003 837	87 169
	KOREA, REPUBLIC OF	90 499	928 324	38 350	665 820
	CHINA	1 066 154	1 876 769	752 489	1 093 430
	SINGAPORE	1 760	2 535	0	0
	MALAYSIA	0	0	56 021	45 019
	MYANMAR	523	1 885	0	0
	VIET NAM	1 007 616	399 099	909 857	371 305
	INDONESIA	29 407	45 990	41 955	31 447
	AUSTRALIA	0	0	47 850	86 422
	UNITED KINGDOM	4	12	0	0
	RUSSIA FEDERATION	0	0	24 545	24 452
	SUB TOTAL	**3 404 627**	**3 353 681**	**2 874 904**	**2 405 064 ***
4412320000	**OTH PLYWOOD,EACH THICK.<6MM WITH ATLEAST ONE OUTER PLY OF NON CONIFEROUS**				
63431	HONG KONG	0	0	296	2 285
	KOREA, REPUBLIC OF	30 903	112 965	114	1 795
	CHINA	7 479 305	5 614 255	5 080 541	3 664 306
	SINGAPORE	16	20	0	0
	VIET NAM	0	0	102 399	41 393
	AUSTRALIA	0	0	112	5 477
	UNITED STATES	83 099	191 124	32 548	119 895
	CANADA	0	0	8	122
	CHILE	0	0	23 641	21 930
	NETHERLANDS	0	0	30	218
	FINLAND	21 995	21 978	0	0
	LATVIA	25 746	20 280	103 332	69 893
	RUSSIA FEDERATION	24 399	30 753	159 924	153 264
	SUB TOTAL	**7 665 463**	**5 991 375**	**5 502 945**	**4 080 578 ***
4412390000	**OTH PLYWOOD CONSISTING SOLELY OF SHEETSOF WOOD OF EACH THICK < 6 MM**				
63431	JAPAN	49 370	132 795	38 188	181 764

http://www.bps.go.id

HS / SITC	COMMODITY DESCRIPTION / COUNTRY OF ORIGIN	JANUARY - DECEMBER 2015		JANUARY - DECEMBER 2016	
		NET WEIGHT (KG)	CIF VALUE (US$)	NET WEIGHT (KG)	CIF VALUE (US$)
	HONG KONG	148 569	652 199	103 291	663 144
	KOREA, REPUBLIC OF	48 449	452 090	128 523	888 729
	CHINA	33 761 327	18 254 607	28 623 415	13 984 173
	THAILAND	80 200	28 324	51 575	77 934
	SINGAPORE	21 428	40 568	163 982	56 266
	PHILIPPINES	82 461	57 532	0	0
	MALAYSIA	61 085	29 501	405 627	520 897
	VIET NAM	647 820	269 822	725 049	521 389
	INDIA	0	0	223	1 397
	INDONESIA	0	0	1 226	5 596
	AUSTRALIA	0	0	7	18
	UNITED STATES	275 200	1 690 652	315 997	1 705 161
	CANADA	22 150	46 878	14 224	34 237
	COSTA RICA	75 000	21 566	0	0
	UNITED KINGDOM	3 150	5 015	0	0
	NETHERLANDS	258	856	0	0
	AUSTRIA	31	118	0	0
	BELGIUM	25 201	13 154	24 908	12 985
	SWITZERLAND	1 674	2 121	1 606	1 280
	ITALY	20 370	22 509	0	0
	LATVIA	11 002	11 764	0	0
	SUB TOTAL	**35 334 745**	**21 732 071**	**30 597 841**	**18 654 970 ***
4412940000	**OTH PLYWOOD,VENEERED PANELS&SIMILAR WOOD OF BLOCKBOARD,LAMINBOARD&BATTENBOARD**				
63433	JAPAN	58 274	44 384	22 928	50 020
	KOREA, REPUBLIC OF	2	112	7 307	8 885
	CHINA	25 854	26 558	330	668
	THAILAND	94 165	153 190	37 106	40 998
	MALAYSIA	27 366	20 078	61 031	44 504
	VIET NAM	0	0	41	506
	INDONESIA	0	0	58 739	104 802
	UNITED STATES	0	0	140 072	360 660
	BRAZIL	175 693	123 153	232 591	169 039
	SUB TOTAL	**381 354**	**367 475**	**560 145**	**780 082 ***
4412990010	**VENEERED PANELS&SIMILAR W/AT LEAST ONEOTHER WOOD**				
63439	JAPAN	10 884	8 524	0	0
	MALAYSIA	109	309	0	0
	INDONESIA	61 751	43 306	42 799	20 631
	SUB TOTAL	**72 744**	**52 139**	**42 799**	**20 631 ***
4412990090	**VENEERED PANELS&SIMILAR W/AT LEAST ONEOTHER WOOD**				
63439	JAPAN	152 714	366 849	107 266	260 857
	HONG KONG	3	20	0	0
	KOREA, REPUBLIC OF	0	0	928	1 621
	TAIWAN	252 188	1 283 220	202 035	1 063 198
	CHINA	2 318 156	1 807 327	1 126 253	948 995
	THAILAND	0	0	131	441
	SINGAPORE	715 164	439 103	55 241	35 521
	PHILIPPINES	0	0	2	555
	MALAYSIA	24 839	28 403	86 240	88 651
	VIET NAM	556 438	371 647	192 498	93 372
	INDIA	0	0	3	185
	INDONESIA	75 709	68 384	0	0
	GABON	0	0	2	200
	AUSTRALIA	71 196	96 244	0	0
	UNITED STATES	4	387	2	464
	CANADA	37	95	0	0
	VENEZUELA	0	0	32	661
	BRAZIL	0	0	52 668	40 824
	UNITED KINGDOM	0	0	19	524
	GERMANY, FED. REP. OF	0	0	183	177
	NORWAY	226	2 282	0	0
	ITALY	69	287	121	758
	SPAIN	18	353	2	52
	HUNGARY	41	168	30	107
	BOSNIA AND HERZEGOVINA	1 080	4 858	2 725	8 948
	SUB TOTAL	**4 167 882**	**4 469 627**	**1 826 381**	**2 546 111 ***

http://www.bps.go.id

HS / SITC	COMMODITY DESCRIPTION / COUNTRY OF ORIGIN	JANUARY - DECEMBER 2015		JANUARY - DECEMBER 2016	
		NET WEIGHT (KG)	CIF VALUE (US$)	NET WEIGHT (KG)	CIF VALUE (US$)
4413000000	**DENSIFIED WOOD, IN BLOCKS,PLATES,STRIPSOF PROFILE SHAPES.**				
63421	JAPAN	0	0	3	1 293
	HONG KONG	0	0	1 888	6 770
	TAIWAN	36	508	0	0
	CHINA	14 897	35 430	10 200	9 044
	PAPUA NEW GUINEA	19 950	89 029	8 778	38 487
	SINGAPORE	8 342	22 384	88 801	94 689
	MALAYSIA	100 880	52 154	25 804	34 166
	INDIA	24 125	55 935	4	298
	NEW ZEALAND	0	0	122 064	49 942
	UNITED STATES	183	5 659	40	753
	UNITED KINGDOM	6	2 118	0	0
	GERMANY, FED. REP. OF	1 833	5 619	15 936	57 450
	ITALY	52 135	133 391	94 128	320 473
	POLAND	115 817	200 614	14 599	24 819
	SUB TOTAL	**338 204**	**602 841**	**382 245**	**638 184 ***
4414000000	**WOODEN FRAMES FOR PAINTINGS, PHOTOGRAPHS MIRRORS OR SIMILAR OBJECTS.**				
63541	JAPAN	3 507	12 116	238	6 659
	HONG KONG	315	4 449	51	1 238
	KOREA, REPUBLIC OF	0	0	45	546
	CHINA	138 889	389 910	161 145	399 038
	THAILAND	32	77	126	1 140
	SINGAPORE	1 240	3 127	108	3 932
	PHILIPPINES	2 058	23 852	0	0
	MALAYSIA	3 121	3 402	1 293	2 879
	VIET NAM	0	0	68	293
	INDIA	120	2 036	113	696
	INDONESIA	0	0	16	50
	TURKEY	0	0	38	472
	AUSTRALIA	24	1 404	51	2 381
	EAST TIMOR	0	0	396	990
	UNITED STATES	94 773	157 021	24 035	138 775
	UNITED KINGDOM	11	1 900	0	0
	NETHERLANDS	19	2 120	0	0
	FRANCE	0	0	174	11 637
	GERMANY, FED. REP. OF	184	10 171	0	0
	DENMARK	95	304	0	0
	ITALY	231	1 386	0	0
	SPAIN	80	1 602	215	5 505
	POLAND	109	516	480	1 862
	SLOVAKIA	177	707	0	0
	SUB TOTAL	**244 985**	**616 100**	**188 592**	**578 093 ***
4415100000	**CASES, BOXES, CRATES, DRUMS & SIMILAR PACKINGS; CABLE-DRUMS**				
63511	JAPAN	2 030	19 964	1 459	25 762
	HONG KONG	96	975	16	191
	KOREA, REPUBLIC OF	130	4 962	49	463
	TAIWAN	0	0	155	591
	CHINA	10 188	20 086	312 627	296 128
	THAILAND	139	417	0	0
	SINGAPORE	2 075	24 448	4 165	22 540
	PHILIPPINES	0	0	7	126
	MALAYSIA	380 117	435 307	445 361	567 807
	INDIA	0	0	174	960
	PAKISTAN	51 802	320 910	0	0
	INDONESIA	117	71	0	0
	UNITED ARAB EMIRATES	0	0	3	117
	BAHRAIN	256 859	290 929	384 949	408 041
	AUSTRALIA	412 552	315 793	0	0
	UNITED STATES	118	4 926	52	4 762
	BRAZIL	1 685	6 475	2 723	9 540
	UNITED KINGDOM	11	690	0	0
	FRANCE	0	0	6	236
	BELGIUM	4	58	0	0
	SWEDEN	15 084	109 816	0	0
	FINLAND	0	0	151 208	791 397
	ITALY	1	99	0	0
	SLOVAKIA	0	0	87	384
	SUB TOTAL	**1 133 008**	**1 555 926**	**1 303 041**	**2 129 045 ***

http://www.bps.go.id

HS / SITC	COMMODITY DESCRIPTION / COUNTRY OF ORIGIN	JANUARY - DECEMBER 2015		JANUARY - DECEMBER 2016	
		NET WEIGHT (KG)	CIF VALUE (US$)	NET WEIGHT (KG)	CIF VALUE (US$)
4415200000	**PALLETS,BOX PALLETS& OTHER LOAD BOARDS;PALLET COLLARS**				
63512	JAPAN	493 415	187 530	481 476	231 835
	HONG KONG	5 853	20 842	621	10 660
	KOREA, REPUBLIC OF	700 245	492 082	671 489	437 925
	TAIWAN	4 813	23 166	0	0
	CHINA	46 434	57 181	1 870	10 288
	THAILAND	1 146	2 474	1 447	3 753
	SINGAPORE	845 899	740 199	515 912	316 349
	MALAYSIA	291	1 477	176	1 959
	VIET NAM	1 633	3 922	0	0
	INDIA	1	47	0	0
	MAURITIUS	142 024	43 482	53 107	10 374
	AUSTRALIA	0	0	12 772	9 987
	UNITED STATES	5 116	37 503	55	1 684
	COSTA RICA	12	841	0	0
	NETHERLANDS	20 491	8 235	109	1 702
	GERMANY, FED. REP. OF	20 322	8 252	20 945	7 047
	BELGIUM	335	1 154	0	0
	DENMARK	73 278	34 328	79 800	43 697
	SPAIN	3	97	0	0
	HUNGARY	103	3 214	0	0
	SUB TOTAL	**2 361 414**	**1 666 026**	**1 839 779**	**1 087 260 ***
4416001000	**STAVES CASKS,BARRELS,YATS,TUBE AND OTHER COOPERA PRODUCTS AND PARTS OF WOOD**				
63520	SINGAPORE	21	147	0	0
	SUB TOTAL	**21**	**147**	**0**	**0 ***
4416009000	**CASKS,BARRELS,VATS,TUBS&OTHER COOPERSPRODUCTS & PARTS THEREOF, OF WOOD**				
63520	JAPAN	0	0	14	1 019
	HONG KONG	0	0	22	244
	TAIWAN	378	5 301	0	0
	CHINA	0	0	880	10 940
	SINGAPORE	40	4 826	0	0
	MALAYSIA	0	0	33	3 911
	UNITED STATES	114	393	583	5 827
	NETHERLANDS	0	0	280	815
	FRANCE	2 100	22 905	0	0
	SUB TOTAL	**2 632**	**33 425**	**1 812**	**22 756 ***
4417001000	**TOOLS,TOOL BODIES,TOOL HANDLES,BROOM ORBRUSH BODIES & HANDLES, OF WOOD**				
63591	KOREA, REPUBLIC OF	8 055	68 248	78	1 343
	TAIWAN	42	2 301	0	0
	CHINA	0	0	23	191
	SINGAPORE	1 207	5 227	867	6 352
	TURKEY	0	0	8	1 141
	GERMANY, FED. REP. OF	669	12 776	21	974
	ITALY	0	0	3	121
	SUB TOTAL	**9 973**	**88 552**	**1 000**	**10 122 ***
4417009000	**OTH TOOLS,TOOL BODIES,TOOL HANDLES,BROOM OR BRUSH BODIES & HANDLES, OF WOOD**				
63591	JAPAN	1 312	11 466	862	9 194
	HONG KONG	0	0	2	541
	TAIWAN	1 873	14 282	2 261	16 808
	CHINA	1 959 403	2 605 448	1 106 514	2 271 144
	THAILAND	11	2 502	0	0
	SINGAPORE	5 517	34 295	4 274	44 784
	MALAYSIA	932	5 293	0	0
	VIET NAM	0	0	80	300
	AUSTRALIA	18	425	0	0
	UNITED STATES	0	0	4	432
	GERMANY, FED. REP. OF	0	0	6	823
	BELGIUM	4	48	0	0
	ITALY	0	0	41	7 871
	SUB TOTAL	**1 969 070**	**2 673 759**	**1 114 044**	**2 351 897 ***
4418100000	**WINDOWS,FRENCH-WINDOWS&THEIR FRAMESOF WOOD**				
63531	CHINA	3 038	2 714	14	464
	SINGAPORE	1 643	22 062	0	0

http://www.bps.go.id

HS / SITC	COMMODITY DESCRIPTION / COUNTRY OF ORIGIN	JANUARY - DECEMBER 2015		JANUARY - DECEMBER 2016	
		NET WEIGHT (KG)	CIF VALUE (US$)	NET WEIGHT (KG)	CIF VALUE (US$)
	AUSTRALIA	45	2 041	0	0
	UNITED KINGDOM	0	0	44	183
	SUB TOTAL	**4 726**	**26 817**	**58**	**647 ***
4418200000	**DOORS & THEIR FRAMES & THRESHOLDS OFWOOD**				
63532	JAPAN	38 506	13 724	103 289	34 597
	KOREA, REPUBLIC OF	10 760	83 373	29	306
	TAIWAN	0	0	4 464	14 191
	CHINA	84 504	105 951	45 977	83 894
	MACAU	12 179	910	0	0
	THAILAND	67 508	90 442	50 807	41 090
	SINGAPORE	243	3 511	140	2 203
	MALAYSIA	72 838	58 218	31 066	25 374
	INDONESIA	0	0	184 352	496 535
	TURKEY	0	0	91	509
	UNITED ARAB EMIRATES	0	0	50	580
	AUSTRALIA	8 615	27 866	0	0
	EAST TIMOR	0	0	74	186
	UNITED STATES	28	195	0	0
	UNITED KINGDOM	6 605	67 468	13 269	87 809
	SWEDEN	0	0	247	540
	ITALY	58	596	445	2 192
	SPAIN	0	0	73	831
	SUB TOTAL	**301 844**	**452 254**	**434 373**	**790 837 ***
4418400000	**SHUTTERING FOR CONCRETE CONSTRUCAL WORKOF WOOD**				
63539	KOREA, REPUBLIC OF	2 147	6 700	103 929	156 434
	CHINA	976 960	246 339	177 000	112 726
	SINGAPORE	144 164	229 520	34 750	78 621
	GERMANY, FED. REP. OF	80 193	117 604	0	0
	SLOVENIA	0	0	20 000	30 559
	SUB TOTAL	**1 203 464**	**600 163**	**335 679**	**378 340 ***
4418600000	**POSTS AND BEAMS**				
63539	HONG KONG	0	0	12	186
	FRANCE	0	0	51 868	24 735
	SUB TOTAL	**0**	**0**	**51 880**	**24 921 ***
4418710000	**ASSEMBLED FLOORING PANELS**				
63534	THAILAND	0	0	493	4 615
	SINGAPORE	0	0	16	155
	SUB TOTAL	**0**	**0**	**509**	**4 770 ***
4418720000	**OTH MULTILAYER BULLDERS JOINERY AND CARPANTRY OF WOOD**				
63534	JAPAN	0	0	2 287	10 850
	HONG KONG	0	0	38	178
	CHINA	62 083	142 754	9 220	17 537
	SINGAPORE	0	0	86	128
	MALAYSIA	116 747	116 444	100 102	95 203
	INDONESIA	10 062	42 972	3 084	16 275
	UNITED STATES	67 733	231 130	44 832	171 547
	CANADA	13 167	33 710	11 344	29 453
	NETHERLANDS	36 920	112 815	0	0
	AUSTRIA	950	14 578	0	0
	ESTONIA	0	0	194	2 234
	SUB TOTAL	**307 662**	**694 403**	**171 187**	**343 405 ***
4418790000	**OTH ASSEMBLED FLOORING PANELS OF WOOD**				
63534	JAPAN	0	0	2 359	11 193
	KOREA, REPUBLIC OF	0	0	19 440	33 870
	CHINA	682 543	428 660	105 652	78 299
	SINGAPORE	2 919	10 256	0	0
	MALAYSIA	45 505	112 754	27 244	51 528
	INDONESIA	4	2	4 102	21 648
	UNITED STATES	0	0	45	491
	GERMANY, FED. REP. OF	0	0	18 759	18 146
	BELGIUM	13 759	5 816	0	0

http://www.bps.go.id

HS / SITC	COMMODITY DESCRIPTION / COUNTRY OF ORIGIN	JANUARY - DECEMBER 2015		JANUARY - DECEMBER 2016	
		NET WEIGHT (KG)	CIF VALUE (US$)	NET WEIGHT (KG)	CIF VALUE (US$)
	FINLAND	75	1 475	0	0
	ITALY	0	0	21 829	66 428
	SUB TOTAL	**744 805**	**558 963**	**199 430**	**281 603 ***
4418901000	**OTH CELLULAR WOOD PANELS**				
63539	CHINA	18 512	9 271	20 400	14 774
	SINGAPORE	0	0	4	423
	MALAYSIA	333	529	0	0
	UNITED KINGDOM	44	197	0	0
	GERMANY, FED. REP. OF	0	0	36 760	33 426
	AUSTRIA	0	0	3 724	8 067
	PORTUGAL	7	34	0	0
	SUB TOTAL	**18 896**	**10 031**	**60 888**	**56 690 ***
4418909000	**OTHER BUILDERS JOINERY & CARPENTRY OF WOOD**				
63539	JAPAN	13 959	48 601	110 701	165 719
	KOREA, REPUBLIC OF	6	191	0	0
	TAIWAN	47 062	65 040	26 538	43 377
	CHINA	735 777	633 640	511 957	473 836
	THAILAND	110 898	92 854	156 375	124 222
	SINGAPORE	1 631	6 183	4 844	37 254
	MALAYSIA	2 103 910	1 845 064	1 320 731	1 086 063
	INDONESIA	0	0	19 144	48 167
	UNITED STATES	4 952	18 891	11	101
	BRAZIL	126 180	80 639	0	0
	GERMANY, FED. REP. OF	518 649	517 232	385 674	413 372
	BELGIUM	25 970	25 208	17 464	17 596
	DENMARK	0	0	158 026	199 400
	ITALY	22	617	107	492
	SPAIN	982	11 056	0	0
	ROMANIA	0	0	21 400	34 056
	LITHUANIA	0	0	61 127	83 898
	RUSSIA FEDERATION	0	0	178 048	223 940
	SUB TOTAL	**3 689 998**	**3 345 216**	**2 972 147**	**2 951 493 ***
4419000000	**TABLEWARE AND KITCHENWARE, OF WOOD.**				
63542	JAPAN	1 536	106 278	297	7 029
	HONG KONG	20	800	0	0
	KOREA, REPUBLIC OF	0	0	1 177	6 705
	TAIWAN	14 833	115 056	147	732
	CHINA	465 947	739 658	492 886	391 400
	THAILAND	3 840	17 105	5 560	16 029
	SINGAPORE	9	314	0	0
	PHILIPPINES	1 291	6 671	0	0
	VIET NAM	19 454	18 741	465	2 605
	INDIA	1 349	7 917	367	1 943
	INDONESIA	22	737	0	0
	TURKEY	2	9	0	0
	UNITED ARAB EMIRATES	96	196	37	87
	AUSTRALIA	0	0	15	128
	UNITED STATES	1 141	10 308	14	1 174
	UNITED KINGDOM	0	0	17	195
	GERMANY, FED. REP. OF	0	0	46	204
	ITALY	101	1 162	0	0
	SPAIN	111	2 348	0	0
	POLAND	0	0	27	136
	ROMANIA	20 434	57 603	14 734	49 096
	BULGARIA	662	1 489	341	700
	CZECH REPUBLIC	4 940	20 014	10 221	35 901
	SUB TOTAL	**535 788**	**1 106 406**	**526 351**	**514 064 ***
4420100000	**STATUETTES & OTH ORNAMENTS, OF WOOD**				
63549	JAPAN	10	35	8	431
	HONG KONG	216	6 213	92	151
	TAIWAN	124	630	0	0
	CHINA	41 519	262 963	32 095	101 171
	THAILAND	2 495	9 372	0	0
	SINGAPORE	1	6	0	0
	MALAYSIA	3 179	2 255	2	106

http://www.bps.go.id

HS / SITC	COMMODITY DESCRIPTION / COUNTRY OF ORIGIN	JANUARY - DECEMBER 2015		JANUARY - DECEMBER 2016	
		NET WEIGHT (KG)	CIF VALUE (US$)	NET WEIGHT (KG)	CIF VALUE (US$)
	CAMBODIA	290	915	0	0
	VIET NAM	0	0	26	396
	INDIA	58	1 002	7	165
	INDONESIA	7 840	20 446	21 343	57 679
	UNITED STATES	53	1 079	32	1 949
	UNITED KINGDOM	0	0	1	114
	GERMANY, FED. REP. OF	0	0	14	3 191
	DENMARK	0	0	314	335
	IRELAND	0	0	40	851
	ITALY	0	0	16	399
	SPAIN	26	390	23	646
	RUSSIA FEDERATION	0	0	4	102
	SUB TOTAL	**55 811**	**305 306**	**54 017**	**167 686 ***
4420901000	**OTH WOODEN ARTICLES OF FURNITURE NOTFALLING IN CHAPTER 94**				
63549	HONG KONG	100	600	0	0
	TAIWAN	0	0	2 596	4 894
	CHINA	8 644	17 303	63	556
	THAILAND	531	3 067	0	0
	SINGAPORE	61	344	1	7
	VIET NAM	112	211	0	0
	SRI LANKA	73	676	0	0
	UNITED KINGDOM	6	11	0	0
	GERMANY, FED. REP. OF	28	240	0	0
	SWITZERLAND	2 735	30 131	0	0
	ITALY	141	5 176	0	0
	POLAND	1 094	2 472	13 939	27 899
	SUB TOTAL	**13 525**	**60 231**	**16 599**	**33 356 ***
4420909000	**OTH WOOD MARQUETRY AND INLAID,CASKET AND SIMILAR ARTICLES OF WOOD**				
63549	JAPAN	4 432	31 408	551	6 525
	HONG KONG	46	1 152	164	5 045
	KOREA, REPUBLIC OF	0	0	20	20
	TAIWAN	363	1 327	44	379
	CHINA	157 392	451 711	106 887	199 091
	THAILAND	9 209	20 643	33 287	43 626
	SINGAPORE	690	4 816	6 916	30 538
	MALAYSIA	417 484	569 645	142	663
	VIET NAM	1 305	3 165	942	4 567
	INDIA	498	7 519	63	1 053
	SRI LANKA	5	175	362	9 229
	INDONESIA	4	62	2	24
	IRAN (ISLAMIC REPUBLIC OF)	177	911	0	0
	AUSTRALIA	0	0	13	155
	UNITED STATES	150	1 968	42	1 305
	CANADA	2	62	0	0
	UNITED KINGDOM	754	11 732	5	137
	NETHERLANDS	1 794	24 912	235	3 925
	GERMANY, FED. REP. OF	1 966	9 054	4 295	13 430
	SWITZERLAND	65	2 174	140	6 074
	ITALY	847	4 668	1 585	6 182
	SPAIN	14	258	470	4 727
	PORTUGAL	78 090	308 716	97 838	424 524
	POLAND	9 607	24 378	4 863	14 503
	ROMANIA	1 466	7 190	928	4 310
	LITHUANIA	169	530	0	0
	SLOVAKIA	0	0	18	88
	CZECH REPUBLIC	0	0	17	85
	SUB TOTAL	**686 529**	**1 488 176**	**259 829**	**780 205 ***
4421100000	**CLOTHES HANGERS OF WOOD**				
63599	JAPAN	5 654	91 935	14 320	225 241
	HONG KONG	35 411	190 442	61 050	515 565
	KOREA, REPUBLIC OF	10 491	76 738	17 978	78 701
	TAIWAN	6	56	0	0
	CHINA	188 897	796 764	181 686	771 995
	THAILAND	184	859	1 281	5 595
	SINGAPORE	145	1 001	280	9 730
	PHILIPPINES	230	8 008	239	5 429
	MALAYSIA	1 352	4 942	2 968	11 983

http://www.bps.go.id

HS / SITC	COMMODITY DESCRIPTION / COUNTRY OF ORIGIN	JANUARY - DECEMBER 2015		JANUARY - DECEMBER 2016	
		NET WEIGHT (KG)	CIF VALUE (US$)	NET WEIGHT (KG)	CIF VALUE (US$)
	CAMBODIA	0	0	19 208	80 787
	VIET NAM	19 129	69 387	12 370	48 817
	INDIA	28 160	83 914	0	0
	PAKISTAN	1	1	1	1
	TURKEY	1	1	0	0
	UNITED ARAB EMIRATES	0	0	76	993
	AUSTRALIA	1	98	0	0
	NEW ZEALAND	144	1 421	0	0
	UNITED STATES	0	0	73	1 660
	UNITED KINGDOM	8	92	0	0
	GERMANY, FED. REP. OF	0	0	5	21
	BELGIUM	0	0	3	14
	DENMARK	50	1 417	0	0
	ITALY	1 289	5 286	129	489
	SPAIN	704	11 232	1 107	22 926
	POLAND	2	94	0	0
	SUB TOTAL	**291 859**	**1 343 688**	**312 774**	**1 779 947 ***
4421901000	**SPOOLS, COPS & BOBBINS, SEWING THREADREELS AND THE LIKE OF WOOD**				
63599	HONG KONG	0	0	1	32
	KOREA, REPUBLIC OF	4	168	0	0
	CHINA	208	607	38	259
	SINGAPORE	0	0	2	606
	MALAYSIA	110	392	0	0
	OMAN	3 531	28 506	1 000	8 476
	GERMANY, FED. REP. OF	0	0	857	1 260
	SUB TOTAL	**3 853**	**29 673**	**1 898**	**10 633 ***
4421902000	**MATCH SPLINTS**				
63599	CHINA	274	1 226	0	0
	SUB TOTAL	**274**	**1 226**	**0**	**0 ***
4421903000	**WOODEN PEGS OR PINS FOR FOOTWEAR**				
63599	CHINA	80 655	214 215	25 660	72 169
	THAILAND	0	0	26	290
	CZECH REPUBLIC	29	120	0	0
	SUB TOTAL	**80 684**	**214 335**	**25 686**	**72 459 ***
4421904000	**CANDY-STICKS, ICE-CREAM STICKS & ICE CREAM SPOONS**				
63599	CHINA	2 115 273	4 025 384	1 651 923	3 758 618
	SINGAPORE	10	1 388	2	33
	UNITED KINGDOM	3	578	0	0
	GERMANY, FED. REP. OF	0	0	31 602	161 590
	SUB TOTAL	**2 115 286**	**4 027 350**	**1 683 527**	**3 920 241 ***
4421907000	**FANS & HANDSCREENS, FRAMES & HANDLES OF WOOD**				
63599	JAPAN	26	1 703	0	0
	TAIWAN	270	1 204	0	0
	CHINA	1 615	5 779	6 607	24 812
	PHILIPPINES	0	0	10	242
	INDIA	6	285	0	0
	SUB TOTAL	**1 917**	**8 971**	**6 617**	**25 054 ***
4421908000	**TOOTHPICKS OF WOOD**				
63599	JAPAN	2 333	28 505	2 483	27 057
	HONG KONG	39	188	72	408
	KOREA, REPUBLIC OF	54	310	55	212
	TAIWAN	128	518	162	740
	CHINA	813 508	342 235	862 388	480 609
	SINGAPORE	111	432	156	619
	PHILIPPINES	2	21	34	149
	MALAYSIA	0	0	15	46
	VIET NAM	0	0	40	20
	SRI LANKA	0	0	1	6
	OMAN	1	3	0	0
	TURKEY	23	41	12	21
	UNITED ARAB EMIRATES	449	876	491	2 006

http://www.bps.go.id

HS / SITC	COMMODITY DESCRIPTION / COUNTRY OF ORIGIN	JANUARY - DECEMBER 2015		JANUARY - DECEMBER 2016	
		NET WEIGHT (KG)	CIF VALUE (US$)	NET WEIGHT (KG)	CIF VALUE (US$)
	EGYPT	0	0	36	130
	AUSTRALIA	14	117	89	670
	UNITED STATES	142	1 369	0	0
	SUB TOTAL	**816 804**	**374 615**	**866 034**	**512 693 ***
4421909300	**PRAYER BEADS**				
63599	HONG KONG	132	3 421	0	0
	SUB TOTAL	**132**	**3 421**	**0**	**0 ***
4421909400	**OTH BEADS**				
63599	HONG KONG	636	14 063	1 159	24 529
	KOREA, REPUBLIC OF	906	18 490	9 635	99 101
	CHINA	702	19 733	2 253	53 088
	SINGAPORE	1	1	0	0
	VIET NAM	0	0	1	4
	KENYA	0	0	406	5 729
	UNITED KINGDOM	1	32	0	0
	SPAIN	0	0	23	536
	SUB TOTAL	**2 246**	**52 319**	**13 477**	**182 987 ***
4421909900	**OTHER WOODEN ARTICLES**				
63599	JAPAN	32 369	148 605	41 906	176 220
	HONG KONG	3 597	38 974	15 724	116 563
	KOREA, REPUBLIC OF	22	115	4	26
	TAIWAN	34 659	162 063	4 743	29 125
	CHINA	4 166 285	3 053 683	4 207 604	3 104 643
	THAILAND	270 904	81 497	409	1 700
	SINGAPORE	361	2 637	111	2 731
	MALAYSIA	54 583	61 350	6 577	5 818
	VIET NAM	469 477	632 929	383 016	604 279
	INDIA	676	16 867	244	7 018
	SRI LANKA	599	17 992	0	0
	INDONESIA	816	4 039	0	0
	JORDAN	0	0	9	108
	MOROCCO	0	0	165	6 136
	UNITED STATES	1 571	26 990	107	1 377
	UNITED KINGDOM	224	6 440	600	8 645
	FRANCE	14	321	22	114
	GERMANY, FED. REP. OF	1 018	3 480	380	1 166
	BELGIUM	2 000	23 232	5 945	15 309
	SWITZERLAND	187	4 008	0	0
	DENMARK	1 439	20 525	2 495	34 176
	SWEDEN	6	24	0	0
	ITALY	131	3 440	68	523
	SPAIN	4 417	46 418	3 180	38 207
	PORTUGAL	9 450	36 329	0	0
	POLAND	215	1 028	4 957	13 901
	ROMANIA	6 273	15 043	5 029	15 591
	BOSNIA AND HERZEGOVINA	2 265	10 778	2 128	7 013
	RUSSIA FEDERATION	383	1 617	974	4 011
	SUB TOTAL	**5 063 941**	**4 420 424**	**4 686 397**	**4 194 400 ***
4501100000	**NATURAL CORK, RAW / SIMPLY PREPARED;WASTA CORK,CRUSHED,GRANULATED/GROUND CORK**				
24403	JAPAN	550	4 119	950	7 893
	HONG KONG	0	0	2	196
	TAIWAN	1 812	25 708	1 121	16 599
	CHINA	0	0	43	295
	UNITED STATES	75	1 192	186	1 565
	UNITED KINGDOM	2	33	0	0
	PORTUGAL	2 509	6 780	0	0
	SUB TOTAL	**4 948**	**37 832**	**2 302**	**26 548 ***
4501900000	**OTH NATURAL CORK,RAW/ SIMPLY PREPARED; WASTA CORK,CRUSHED,GRANULATED/GROUND CORK**				
24404	JAPAN	750	6 644	0	0
	HONG KONG	0	0	746	919
	KOREA, REPUBLIC OF	1	1	0	0
	CHINA	507	3 957	500	3 890
	SINGAPORE	4 595	17 639	3 734	23 528

http://www.bps.go.id

HS / SITC	COMMODITY DESCRIPTION / COUNTRY OF ORIGIN	JANUARY - DECEMBER 2015		JANUARY - DECEMBER 2016	
		NET WEIGHT (KG)	CIF VALUE (US$)	NET WEIGHT (KG)	CIF VALUE (US$)
	INDIA	0	0	1 512	15 660
	UNITED STATES	198	2 592	135	3 008
	PORTUGAL	1 000	1 930	1 100	2 195
	SUB TOTAL	**7 051**	**32 763**	**7 727**	**49 200 ***
4502000000	**NATURAL CORK,DEBARKED OR ROUGHLY SQUARED OR IN RECTANGULAR (INCLUD SQUARE)BLOCKS**				
24402	JAPAN	256	17 796	1 117	11 807
	HONG KONG	0	0	144	2 825
	KOREA, REPUBLIC OF	0	0	1	2
	CHINA	264	4 060	1 512	7 114
	SINGAPORE	9 640	4 236	9	1 176
	MALAYSIA	477	824	0	0
	INDIA	28 269	22 744	13 109	10 800
	UNITED STATES	17	1 879	2	74
	GERMANY, FED. REP. OF	68	5 263	0	0
	SPAIN	23	1 524	22	1 512
	HUNGARY	0	0	19	1 227
	SUB TOTAL	**39 014**	**58 326**	**15 935**	**36 537 ***
4503100000	**CORKS AND STOPPERS**				
63311	JAPAN	1 925	11 350	2 421	40 682
	HONG KONG	126 424	1 921 094	124 911	1 973 758
	KOREA, REPUBLIC OF	94	1 218	14	202
	TAIWAN	0	0	9	213
	CHINA	231	828	10 702	13 924
	THAILAND	0	0	119	2 471
	SINGAPORE	519	1 219	3 362	25 432
	INDIA	0	0	507	1 822
	AUSTRALIA	844	4 017	4 621	29 898
	UNITED STATES	6	6	11	184
	SWITZERLAND	0	0	1	323
	SPAIN	22	1 573	130	4 808
	PORTUGAL	0	0	391	2 383
	POLAND	2	31	0	0
	SUB TOTAL	**130 067**	**1 941 336**	**147 199**	**2 096 100 ***
4503900000	**OTHER ARTICLES OF NATURAL CORK.**				
63319	JAPAN	1 551	22 787	1 343	23 738
	HONG KONG	2 418	20 635	222	1 362
	KOREA, REPUBLIC OF	9 149	125 682	8 266	105 218
	TAIWAN	198	401	880	1 245
	CHINA	44 518	357 501	58 548	548 946
	THAILAND	0	0	1	7
	SINGAPORE	90 416	145 635	68 226	143 927
	MALAYSIA	19	282	25 103	14 876
	INDIA	0	0	41	293
	AUSTRALIA	63	1 302	0	0
	UNITED STATES	3 452	36 113	4 594	47 790
	CANADA	0	0	3	1 295
	UNITED KINGDOM	0	0	1	63
	GERMANY, FED. REP. OF	0	0	27	1 286
	ITALY	30	929	11	328
	PORTUGAL	4	73	4	73
	SUB TOTAL	**151 818**	**711 340**	**167 270**	**890 447 ***
4504100000	**BLOCKS, PLATES, SHEETS & STRIP; TILES OF ANY SHAPE;SOLID CYLINDERS,INC DISCS**				
63321	JAPAN	10 104	267 721	11 924	273 449
	HONG KONG	460	7 236	1 919	22 846
	KOREA, REPUBLIC OF	193	666	167	3 702
	TAIWAN	0	0	1	46
	CHINA	29 131	79 747	51 675	104 634
	SINGAPORE	65 398	675 071	15 545	169 086
	MALAYSIA	235	1 559	468	1 420
	INDIA	0	0	2 218	31 262
	AUSTRALIA	4 797	56 880	0	0
	UNITED STATES	20	4 372	1 136	25 938
	CANADA	190	3 999	0	0
	UNITED KINGDOM	69	1 562	0	0
	GERMANY, FED. REP. OF	10 814	24 216	99	1 079

http://www.bps.go.id

HS / SITC	COMMODITY DESCRIPTION / COUNTRY OF ORIGIN	JANUARY - DECEMBER 2015		JANUARY - DECEMBER 2016	
		NET WEIGHT (KG)	CIF VALUE (US$)	NET WEIGHT (KG)	CIF VALUE (US$)
	BELGIUM	26	1 781	2	90
	DENMARK	211	2 824	0	0
	ITALY	2 046	19 172	0	0
	PORTUGAL	6 318	16 054	19 283	57 862
	SUB TOTAL	**130 012**	**1 162 860**	**104 437**	**691 414 ***
4504900000	**OTHER AGGLOMERATED CORK AND ARTICLES OFAGGLOMERATED CORK**				
63329	JAPAN	3 471	60 220	1 748	47 249
	HONG KONG	1 145	1 948	1 814	6 616
	KOREA, REPUBLIC OF	905	9 591	86	6 117
	TAIWAN	4 422	19 716	1 889	8 484
	CHINA	219 455	588 187	293 061	831 620
	THAILAND	106	4 550	19	1 801
	SINGAPORE	21 033	89 525	55 433	287 648
	PHILIPPINES	14	486	0	0
	MALAYSIA	225 061	388 504	117 866	113 909
	CAMBODIA	0	0	1	30
	BRUNEI DARUSSALAM	894	3 357	16	1 833
	VIET NAM	49	267	85	386
	INDIA	6 840	45 300	31	151
	AUSTRALIA	14	397	2	110
	UNITED STATES	1 259	17 438	1 346	17 985
	CANADA	77	1 578	0	0
	BRAZIL	19 158	77 934	0	0
	UNITED KINGDOM	920	17 672	498	14 431
	NETHERLANDS	0	0	785	9 507
	FRANCE	1	12	4	78
	GERMANY, FED. REP. OF	309	7 045	177	4 970
	BELGIUM	0	0	11	334
	NORWAY	0	0	6	103
	SWEDEN	2	17	2	17
	ITALY	0	0	21	336
	SPAIN	6	144	15	310
	PORTUGAL	7 233	27 275	1 651	17 150
	CROATIA	0	0	1	8
	SUB TOTAL	**512 374**	**1 361 163**	**476 568**	**1 371 183 ***
4601210000	**MATS, MATTING AND SCREENS OF VEGETABLEMATERIALS OF BAMBOO**				
89974	JAPAN	88	808	0	0
	CHINA	11 548	13 523	0	0
	SINGAPORE	9	213	0	0
	SUB TOTAL	**11 645**	**14 544**	**0**	**0 ***
4601220000	**MATS, MATTING AND SCREENS OF VEGETABLEMATERIALS OF RATTAN**				
89974	JAPAN	124	206	59	102
	CHINA	460	11 895	1 163	33 184
	SINGAPORE	1 145	11 771	0	0
	INDONESIA	14	222	0	0
	SUB TOTAL	**1 743**	**24 094**	**1 222**	**33 286 ***
4601290000	**OTH MATS,MATTING & SCREENS OF VEGETABLEVEGETABLE OF MATERIAL**				
89974	JAPAN	0	0	70	1 113
	HONG KONG	16 272	66 888	0	0
	TAIWAN	18 855	75 482	19 151	84 766
	CHINA	53 028	178 912	23 199	56 136
	PHILIPPINES	0	0	16	368
	VIET NAM	550	3 445	825	6 087
	INDIA	6	94	8	104
	INDONESIA	18	328	22	371
	GERMANY, FED. REP. OF	11	185	0	0
	ITALY	11	208	0	0
	SPAIN	6	141	0	0
	SUB TOTAL	**88 757**	**325 683**	**43 291**	**148 945 ***
4601921000	**PLAITS AND SIMILAR PRODUCTS OF PLAITINGMATERIAL OF BAMBOO**				
89979	JAPAN	0	0	120	106
	CHINA	0	0	3 624	5 000
	SINGAPORE	170	1 950	260	3 000

http://www.bps.go.id

HS / SITC	COMMODITY DESCRIPTION / COUNTRY OF ORIGIN	JANUARY - DECEMBER 2015		JANUARY - DECEMBER 2016	
		NET WEIGHT (KG)	CIF VALUE (US$)	NET WEIGHT (KG)	CIF VALUE (US$)
	VIET NAM	44	219	0	0
	SUB TOTAL	**214**	**2 169**	**4 004**	**8 106 ***
4601929000	**OTHER OF BAMBOO**				
89979	JAPAN	63	1 601	0	0
	CHINA	101 907	101 309	181 178	131 856
	THAILAND	0	0	1	12
	PHILIPPINES	0	0	36	349
	VIET NAM	275	1 338	370	1 701
	INDONESIA	8	114	1	21
	SUB TOTAL	**102 253**	**104 362**	**181 586**	**133 939 ***
4601939000	**OTHER OF RATTAN**				
89979	CHINA	56	2 646	0	0
	SUB TOTAL	**56**	**2 646**	**0**	**0 ***
4601949000	**OTHER OF OTHER VEGETABLE MATERIAL**				
89979	CHINA	145	6 125	113	2 558
	SUB TOTAL	**145**	**6 125**	**113**	**2 558 ***
4601991000	**MATS AND MATTING OF OTHER VEGETABLEMATERIALS**				
89979	PHILIPPINES	0	0	45	486
	SUB TOTAL	**0**	**0**	**45**	**486 ***
4601992000	**PLAITS & SIMILAR PRODUCTS OF PLAITING OF OTHER MATERIALS,WHETHER/NOT ASSEMBLED**				
89979	CHINA	4	13	7 172	1 455
	SUB TOTAL	**4**	**13**	**7 172**	**1 455 ***
4601999000	**OTH PLAITS & SIMILAR PRODUCTS OF PLAITING OF OTHER MATERIALS,WHETHER**				
89979	KOREA, REPUBLIC OF	12	135	0	0
	CHINA	6 241	39 384	649	18 317
	PHILIPPINES	4	258	0	0
	SUB TOTAL	**6 257**	**39 777**	**649**	**18 317 ***
4602110000	**BASKETWORK, WICKERWORK & OTHER ARTICLES, OF VEGETABLE MATERIAL OF BAMBOO**				
89971	JAPAN	0	0	5 118	6 097
	HONG KONG	3 498	22 875	3 146	22 394
	TAIWAN	245 350	165 623	759 160	583 976
	CHINA	1 752 266	1 001 483	500 004	131 522
	THAILAND	1	21	0	0
	SINGAPORE	2	28	0	0
	VIET NAM	22 081	30 105	22 594	32 730
	INDIA	6	120	5	72
	INDONESIA	34	535	1 298	4 890
	ITALY	0	0	29	142
	SPAIN	6	108	1	21
	SUB TOTAL	**2 023 244**	**1 220 898**	**1 291 355**	**781 844 ***
4602120000	**BASKETWORK, WICKERWORK & OTHER ARTICLES, OF VEGETABLE MATERIAL OF RATTAN**				
89971	HONG KONG	0	0	16	350
	TAIWAN	0	0	1	1
	CHINA	134	751	25	145
	MALAYSIA	500	794	0	0
	VIET NAM	3 160	10 563	2 406	6 268
	INDONESIA	168	594	737	1 733
	UNITED STATES	57	1 134	0	0
	SUB TOTAL	**4 019**	**13 836**	**3 185**	**8 497 ***
4602190000	**OTH THAN BASKETWORK, WICKERWORK & OTHERARTICLES, VEGETABLE MATERIAL**				
89971	CHINA	10 991	44 545	9 075	51 537
	PHILIPPINES	185	960	31	613
	VIET NAM	5 089	25 863	5 062	23 447
	INDIA	19	295	55	726
	BANGLADESH	0	0	335	4 610

http://www.bps.go.id

HS / SITC	COMMODITY DESCRIPTION / COUNTRY OF ORIGIN	JANUARY - DECEMBER 2015		JANUARY - DECEMBER 2016	
		NET WEIGHT (KG)	CIF VALUE (US$)	NET WEIGHT (KG)	CIF VALUE (US$)
	INDONESIA	389	2 930	137	2 703
	TURKEY	0	0	28	125
	CANADA	0	0	35	1 494
	BRAZIL	0	0	12	452
	ITALY	0	0	3	64
	SPAIN	16	220	14	331
	PORTUGAL	10	147	0	0
	SUB TOTAL	**16 699**	**74 960**	**14 787**	**86 102 ***
4602900000	**OTH BASKETWORK, WICKERWORK & OTHERARTICLES, OF OTHER MATERIALS**				
89971	HONG KONG	10	745	0	0
	KOREA, REPUBLIC OF	30	306	0	0
	CHINA	11 197	30 890	22 876	22 541
	THAILAND	0	0	56	2 062
	SINGAPORE	11 203	19 469	40	339
	VIET NAM	102	806	198	1 167
	INDIA	0	0	4	165
	BANGLADESH	1 708	6 679	2 769	13 035
	SPAIN	55	1 835	59	1 186
	SUB TOTAL	**24 305**	**60 730**	**26 002**	**40 495 ***
4701000000	**MECHANICAL WOOD PULP.**				
25120	CHINA	46 566	56 727	0	0
	NEW ZEALAND	34 696 937	16 643 425	21 631 074	9 762 452
	UNITED STATES	54	1 652	23	266
	CANADA	78 888 744	39 294 087	89 279 421	37 667 474
	GERMANY, FED. REP. OF	46 920	26 906	2 081	6 984
	NORWAY	881 558	447 167	149 556	59 075
	SWEDEN	609 698	261 694	0	0
	ITALY	28 356	87 660	40 522	71 671
	RUSSIA FEDERATION	23 940	11 611	0	0
	SUB TOTAL	**115 222 773**	**56 830 929**	**111 102 677**	**47 567 922 ***
4702000000	**CHEMICAL WOOD PULP, DISSOLVING GRADES.**				
25130	KOREA, REPUBLIC OF	18 751	102 364	1 770	19 602
	SOUTH AFRICA	132 613 369	109 930 668	140 055 779	121 889 817
	AUSTRALIA	671 150	564 632	0	0
	UNITED STATES	76 380 972	64 101 019	116 718 972	101 727 803
	CANADA	87 978 997	72 518 604	85 734 157	72 843 453
	BRAZIL	0	0	1 004 812	807 326
	GERMANY, FED. REP. OF	1 770 035	1 449 478	0	0
	AUSTRIA	24 936 457	20 661 322	39 645 601	34 003 836
	SWEDEN	73 352 929	63 821 186	41 291 263	36 927 308
	ITALY	0	0	21 616	31 682
	CZECH REPUBLIC	77 508 446	63 333 715	62 150 674	54 439 116
	SUB TOTAL	**475 231 106**	**396 482 988**	**486 624 644**	**422 689 943 ***
4703110000	**CHEMICAL WOOD PULP, SODA, OTH THAN DISSOLVING GRADES,UNBLEACHED,CONIFEROUS**				
25141	JAPAN	1 906 834	1 102 321	2 620 000	1 433 700
	CHINA	352 804	221 547	630 078	356 631
	AUSTRALIA	1 012 299	728 248	196 480	118 240
	NEW ZEALAND	7 368 166	4 858 019	9 200 153	5 689 917
	UNITED STATES	10 229 592	6 534 701	5 085 833	2 954 345
	CANADA	11 533 077	7 972 876	24 212 047	14 937 026
	CHILE	14 243 287	9 167 858	8 167 159	4 888 947
	AUSTRIA	362 781	214 066	178 476	108 870
	SWEDEN	761 488	545 450	98 836	59 302
	RUSSIA FEDERATION	10 015 069	5 870 540	13 376 961	6 696 196
	SUB TOTAL	**57 785 397**	**37 215 626**	**63 766 023**	**37 243 174 ***
4703190000	**CHEMICAL WOOD PULP, SODA, OTH THAN DISSOLVING GRADES,UNBLEACHED,NON CONIFEROUS**				
25142	FINLAND	0	0	20	3
	SUB TOTAL	**0**	**0**	**20**	**3 ***
4703210000	**CHEMICAL WOOD PULP, SODA, OTH THAN DISSOLVING GRADES,BLEACHED,CONIFEROUS**				
25151	JAPAN	681 861	401 473	0	0
	HONG KONG	745 150	663 676	153 907	131 848

http://www.bps.go.id

HS / SITC	COMMODITY DESCRIPTION / COUNTRY OF ORIGIN	JANUARY - DECEMBER 2015		JANUARY - DECEMBER 2016	
		NET WEIGHT (KG)	CIF VALUE (US$)	NET WEIGHT (KG)	CIF VALUE (US$)
	TAIWAN	1 907 430	1 088 625	0	0
	CHINA	1 912 164	1 874 082	508 997	421 900
	THAILAND	227 317	183 031	0	0
	SINGAPORE	0	0	42 768	29 388
	VIET NAM	49 340	40 485	0	0
	UNITED ARAB EMIRATES	216 990	138 874	0	0
	SOUTH AFRICA	1 509 867	936 057	2 487 027	1 238 507
	NEW ZEALAND	31 701 915	20 229 675	30 762 880	17 804 861
	UNITED STATES	125 860 599	95 183 558	149 859 514	101 473 342
	CANADA	251 906 665	182 599 882	315 121 468	196 638 763
	CHILE	3 326 380	2 181 948	4 993 554	3 032 961
	BRAZIL	5 506 833	3 452 678	518 805	302 280
	URUGUAY	5 433 424	3 363 247	1 990 305	1 048 035
	FRANCE	53 601 797	36 145 780	50 806 510	31 458 780
	GERMANY, FED. REP. OF	1 105 276	778 393	625 577	387 857
	SWEDEN	19 162 186	13 560 066	24 633 533	14 501 194
	FINLAND	2 416 604	1 794 167	4 547 558	2 667 825
	SPAIN	410 116	266 281	0	0
	RUSSIA FEDERATION	309 600	161 396	954 463	524 059
	SUB TOTAL	**507 991 514**	**365 043 374**	**588 006 866**	**371 661 600 ***
4703290000	**CHEMICAL WOOD PULP, SODA, OTH THAN DISSOLVING GRADES,BLEACHED,NON CONIFEROUS**				
25152	JAPAN	59 040	34 243	0	0
	TAIWAN	5 545 799	3 234 064	0	0
	IRAN (ISLAMIC REPUBLIC OF)	48 000	32 160	0	0
	TUNISIA	225 950	377 054	0	0
	SOUTH AFRICA	16 852 888	10 541 214	12 757 487	6 702 668
	NEW ZEALAND	595 588	372 243	702 733	411 637
	UNITED STATES	523 230	354 028	0	0
	CHILE	11 562 792	7 150 304	8 806 555	4 709 336
	BRAZIL	22 181 457	14 475 873	38 032 323	19 697 331
	URUGUAY	6 441 834	4 261 906	1 492 381	772 866
	NORWAY	99 704	67 799	0	0
	SWEDEN	1 986 716	1 188 938	192 739	117 571
	FINLAND	0	0	130 487	74 407
	SUB TOTAL	**66 122 998**	**42 089 826**	**62 114 705**	**32 485 816 ***
4704110000	**CHEMICAL WOOD PULP,SULPHITE,OTH THAN DIS SOLVING GRADES,UNBLEACHED,CONIFEROUS**				
25161	CHINA	7 343	10 468	0	0
	CANADA	989 386	603 558	0	0
	RUSSIA FEDERATION	2 726 921	1 555 323	1 825 651	944 416
	SUB TOTAL	**3 723 650**	**2 169 349**	**1 825 651**	**944 416 ***
4704190000	**CHEMICAL WOOD PULP,SULPHITE,OTH THAN DIS SOLVING GRADES,UNBLEACHED,NONCONIFEROUS**				
25161	UNITED STATES	18 400	115 168	5 600	32 144
	SUB TOTAL	**18 400**	**115 168**	**5 600**	**32 144 ***
4704210000	**CHEMICAL WOOD PULP,SULPHITE,OTH THAN DIS SOLVING GRADES,BLEACHED,CONIFEROUS**				
25162	JAPAN	190	250	0	0
	UNITED STATES	25 098 400	19 387 915	35 274 437	24 202 850
	SUB TOTAL	**25 098 590**	**19 388 165**	**35 274 437**	**24 202 850 ***
4704290000	**CHEMICAL WOOD PULP,SULPHITE,OTH THAN DIS SOLVING GRADES,BLEACHED,NON CONIFEROUS**				
25162	CHINA	40	482	57	742
	SINGAPORE	18 160	34 722	0	0
	AUSTRALIA	0	0	100	727
	UNITED STATES	45 180	86 955	39 681	86 493
	NETHERLANDS	175	1 995	0	0
	GERMANY, FED. REP. OF	67 505	94 947	1 975	11 368
	ITALY	22 700	81 317	0	0
	SUB TOTAL	**153 760**	**300 418**	**41 813**	**99 330 ***
4705000000	**WOOD PULP OBTAINED BY A COMBINATION OFMECHANICAL & CHEMICAL PULPING PROCESSES**				
25191	JAPAN	2 053	24 027	0	0
	CHINA	398	334	91 642	29 302
	SOUTH AFRICA	504 049	269 666	0	0
	NEW ZEALAND	10 311 548	4 986 882	16 487 432	7 473 487

http://www.bps.go.id

HS / SITC	COMMODITY DESCRIPTION / COUNTRY OF ORIGIN	JANUARY - DECEMBER 2015		JANUARY - DECEMBER 2016	
		NET WEIGHT (KG)	CIF VALUE (US$)	NET WEIGHT (KG)	CIF VALUE (US$)
	UNITED STATES	183	2 031	535	14 284
	CANADA	22 181 416	11 158 011	26 305 055	11 273 392
	CHILE	908 418	651 087	0	0
	BELGIUM	3	20	0	0
	NORWAY	1 570 335	707 524	2 685 210	1 127 222
	SWEDEN	8 932 918	4 294 841	8 440 551	3 264 417
	FINLAND	0	0	747 774	276 676
	RUSSIA FEDERATION	3 878 862	1 842 380	797 072	370 639
	SUB TOTAL	**48 290 183**	**23 936 803**	**55 555 271**	**23 829 419 ***
4706100000	**COTTON LINTERS PULP**				
25192	JAPAN	18 297	135 360	17 317	140 653
	HONG KONG	264 001	783 635	96 000	280 080
	TAIWAN	1 720	4 966	0	0
	CHINA	3 027 864	5 670 518	1 826 561	3 586 618
	SINGAPORE	72	1 185	6 442	52 393
	MALAYSIA	0	0	6 000	8 912
	AUSTRALIA	1 400	9 803	0	0
	UNITED STATES	1	262	29 799	69 824
	NETHERLANDS	63 850	304 039	0	0
	GERMANY, FED. REP. OF	396 871	1 607 327	643 642	2 464 413
	UZBEKISTAN	2 040 000	3 108 878	3 320 000	4 965 093
	SUB TOTAL	**5 814 076**	**11 625 973**	**5 945 761**	**11 567 986 ***
4706200000	**PULPS OF FIBRES DERIVED FROM RECOVERED (WASTE & SCRAP) PAPER OR PAPERBOARD**				
25192	JAPAN	279	1 627	766	4 999
	HONG KONG	151	761	0	0
	KOREA, REPUBLIC OF	14 112	23 264	15 466	27 610
	TAIWAN	1 000	5 162	1 095	3 037
	CHINA	8 354	28 465	2 105	13 611
	THAILAND	718	38 915	215	19 920
	SINGAPORE	20 072	64 153	22 022	73 121
	MALAYSIA	416	1 154	0	0
	VIET NAM	0	0	40	1 950
	UNITED STATES	0	0	74 606	180 686
	CANADA	0	0	58	5 546
	BRAZIL	0	0	16	198
	UNITED KINGDOM	0	0	13 608	8 768
	GERMANY, FED. REP. OF	0	0	88 000	36 032
	SPAIN	0	0	56	126
	SUB TOTAL	**45 102**	**163 501**	**218 053**	**375 604 ***
4706300000	**PULPS OF FIBRES DERIVED FROM RECOVEREDOF OTH THAN BAMBOO**				
25192	JAPAN	0	0	5	16
	KOREA, REPUBLIC OF	520	2 840	1 004	5 920
	TAIWAN	0	0	441	8 000
	CHINA	49 473	35 695	277	1 601
	UNITED STATES	450	1 040	5 823	17 766
	BELGIUM	0	0	2 400	4 151
	SUB TOTAL	**50 443**	**39 575**	**9 950**	**37 454 ***
4706910000	**MECHANICAL PULPS OF FIBRES DERIVED FROMRECOVERED PAPER OR PAPERBOARD**				
25192	JAPAN	3 771	6 944	3 674	7 966
	HONG KONG	0	0	17 156	47 794
	CHINA	0	0	16 015	10 337
	THAILAND	46	229	0	0
	SINGAPORE	10 580	65 000	150	222
	IRAN (ISLAMIC REPUBLIC OF)	0	0	674 447	406 131
	NEW ZEALAND	2 627 151	1 951 294	2 758 675	1 746 220
	UNITED STATES	35 508	82 875	35 508	82 875
	CANADA	0	0	1 305 098	844 387
	GERMANY, FED. REP. OF	60	663	0	0
	SUB TOTAL	**2 677 116**	**2 107 005**	**4 810 723**	**3 145 932 ***
4706920000	**CHEMICAL PULPS OF FIBRES DERIVED FROMRECOVERED PAPER OR PAPERBOARD**				
25192	JAPAN	1 088	17 871	4 799	42 179
	HONG KONG	2 610	59 920	3 840	87 885
	TAIWAN	1 303	12 374	0	0

http://www.bps.go.id

HS / SITC	COMMODITY DESCRIPTION / COUNTRY OF ORIGIN	JANUARY - DECEMBER 2015		JANUARY - DECEMBER 2016	
		NET WEIGHT (KG)	CIF VALUE (US$)	NET WEIGHT (KG)	CIF VALUE (US$)
	CHINA	96 668	285 093	51 570	117 464
	SINGAPORE	41 071	144 498	33 926	101 313
	PHILIPPINES	0	0	34 000	183 600
	MALAYSIA	590	5 329	0	0
	INDIA	100	2 000	0	0
	UNITED ARAB EMIRATES	1 476	4 583	475 339	286 502
	TUNISIA	336 000	551 020	582 400	964 155
	CANADA	0	0	199 454	125 443
	FRANCE	0	0	5 418	15 228
	GERMANY, FED. REP. OF	36 440	74 611	107 628	141 289
	SPAIN	770 031	2 336 769	837 285	2 521 430
	SUB TOTAL	**1 287 377**	**3 494 068**	**2 335 659**	**4 586 488 ***
4706930000	**OBTAINED BY A COMBINATION OF MECHANICAL&CHEMICAL PROCESES RECOVERED/PAPERBOARD**				
25192	JAPAN	0	0	2	22
	KOREA, REPUBLIC OF	0	0	407	4 064
	CHINA	0	0	359 570	884 585
	SINGAPORE	1 783	22 258	2 244	17 758
	PHILIPPINES	0	0	7 000	40 040
	UNITED STATES	0	0	10 870	58 118
	SUB TOTAL	**1 783**	**22 258**	**380 093**	**1 004 587 ***
4707100010	**RECOVERED UNBLEACHED KRAFT PAPER & PAPERBOARD FOR PAPER MAKING PURPOSE**				
25111	JAPAN	8 384 491	1 678 463	510 310	98 901
	KOREA, REPUBLIC OF	7 608 156	1 272 571	59 515 755	9 758 923
	SINGAPORE	148 381 340	27 472 427	209 059 390	36 841 898
	PHILIPPINES	0	0	1 101 080	199 150
	BRUNEI DARUSSALAM	756 420	134 343	495 420	85 903
	VIET NAM	0	0	3 018 750	578 463
	SRI LANKA	394 550	76 937	2 000 460	396 692
	SAUDI ARABIA	17 854 575	3 501 183	50 413 900	9 123 035
	KUWAIT	6 442 669	1 284 585	18 689 010	3 329 576
	JORDAN	388 090	73 181	22 003 805	3 993 837
	LEBANON	3 730 449	657 269	127 700	20 815
	UNITED ARAB EMIRATES	37 729 310	7 222 362	78 057 455	14 171 636
	QATAR	1 428 700	283 247	3 402 530	596 992
	BAHRAIN	0	0	784 655	142 347
	CYPRUS	8 535 850	1 506 510	11 766 830	1 996 597
	MOROCCO	6 566 410	1 291 903	1 211 010	215 348
	TUNISIA	154 148	28 517	0	0
	ALGERIA	4 965 760	971 537	2 740 090	492 236
	KENYA	0	0	566 230	101 928
	REUNION	641 355	115 142	0	0
	NIGERIA	343 520	67 935	604 301	109 820
	SIERRA LEONE	856 580	145 618	0	0
	SOUTH AFRICA	0	0	1 452 120	243 558
	MAURITIUS	0	0	334 901	62 201
	AUSTRALIA	90 726 419	16 441 618	137 699 964	24 687 450
	NEW ZEALAND	99 651 305	19 341 803	127 684 916	24 464 660
	NEW CALEDONIA	173 440	27 746	447 280	73 087
	FIJI	0	0	149 450	28 322
	UNITED STATES	124 374 408	26 632 110	229 061 774	44 292 552
	CANADA	1 150 318	253 303	0	0
	MEXICO	4 842 235	1 015 845	0	0
	TRINIDAD AND TOBAGO	0	0	75 873	17 451
	JAMAICA	77 930	23 041	185 506	44 893
	PUERTO RICO	872 710	183 090	0	0
	DOMINICAN REPUBLIC	110 665	18 813	0	0
	EL SALVADOR	0	0	862 696	210 767
	COSTA RICA	909 490	190 392	0	0
	FRENCH POLYNESIA	0	0	933 600	153 600
	SAINT LUCIA	319 223	77 819	217 816	51 624
	UNITED KINGDOM	72 541 348	12 713 521	99 176 992	16 830 868
	NETHERLANDS	93 648 681	16 197 249	56 409 830	9 537 545
	FRANCE	6 231 015	1 087 619	13 719 780	2 336 490
	GERMANY, FED. REP. OF	39 240 026	7 067 775	31 649 651	5 316 780
	AUSTRIA	498 960	103 784	128 563	24 170
	BELGIUM	58 061 939	10 012 963	48 365 540	7 988 082
	DENMARK	209 940	35 270	0	0
	NORWAY	13 085 498	2 334 650	6 519 640	1 059 486
	SWEDEN	1 227 067	232 012	0	0

http://www.bps.go.id

HS / SITC	COMMODITY DESCRIPTION / COUNTRY OF ORIGIN	JANUARY - DECEMBER 2015		JANUARY - DECEMBER 2016	
		NET WEIGHT (KG)	CIF VALUE (US$)	NET WEIGHT (KG)	CIF VALUE (US$)
	IRELAND	3 747 059	632 037	2 739 920	490 013
	ITALY	79 130 443	13 942 662	93 275 860	16 064 771
	SPAIN	4 307 035	744 448	1 463 040	259 496
	PORTUGAL	0	0	1 599 060	281 786
	GREECE	64 271 126	11 511 531	13 248 607	2 274 147
	BULGARIA	2 303 640	414 819	231 300	38 858
	ESTONIA	0	0	229 500	43 146
	MALTA	379 320	68 944	3 390 812	575 442
	SLOVENIA	228 620	38 865	0	0
	SUB TOTAL	**1 017 482 233**	**189 127 459**	**1 337 322 672**	**239 705 342 ***
4707100090	**RECOVERED UNBLEACHED KRAFT PAPER & PAPERBOARD FOR PAPER OTHER PURPOSE**				
25111	HONG KONG	4 730	23 027	0	0
	SINGAPORE	31	1 355	0	0
	AUSTRALIA	65 140	27 129	26 420	11 241
	UNITED STATES	1 253 239	393 858	1 241 698	322 427
	SUB TOTAL	**1 323 140**	**445 369**	**1 268 118**	**333 668 ***
4707200010	**FOR PAPER MAKING PURPOSE RECOVEREDBLEACHED CHEMICAL PULP,**				
25112	JAPAN	6 727 987	1 733 814	4 551 610	1 172 673
	HONG KONG	1 497 648	390 086	2 195 074	593 151
	KOREA, REPUBLIC OF	356 800	144 581	1 058 010	345 727
	PAPUA NEW GUINEA	0	0	63 050	13 241
	THAILAND	2 986 248	1 061 959	1 547 350	497 213
	SINGAPORE	20 218 269	6 409 029	13 899 560	3 703 795
	MALAYSIA	9 702 915	2 996 858	11 628 140	3 058 149
	BRUNEI DARUSSALAM	87 500	26 682	54 390	14 454
	VIET NAM	0	0	21	141
	KUWAIT	501 590	112 858	0	0
	UNITED ARAB EMIRATES	489 028	166 270	585 300	131 694
	AUSTRALIA	15 304 991	4 176 382	814 123	279 925
	NEW ZEALAND	4 620 307	1 294 592	943 870	218 493
	UNITED STATES	3 308 822	1 468 151	3 755 558	1 049 254
	JAMAICA	170 650	35 837	0	0
	FRENCH POLYNESIA	209 150	54 379	0	0
	NETHERLANDS	0	0	396 460	72 065
	GERMANY, FED. REP. OF	1 592 830	424 069	0	0
	BELGIUM	209 500	38 758	131 500	21 097
	SPAIN	0	0	72 880	23 686
	SUB TOTAL	**67 984 235**	**20 534 305**	**41 696 896**	**11 194 758 ***
4707200090	**RECOVERED BLEACHED CHEMICAL PULP, FOROTHER PURPOSE**				
25112	JAPAN	1	1	0	0
	KOREA, REPUBLIC OF	1 050	1 867	1 022	4 812
	CHINA	0	0	19	2 541
	TURKEY	0	0	133	222
	UNITED ARAB EMIRATES	558	1 897	1 820	4 777
	SUB TOTAL	**1 609**	**3 765**	**2 994**	**12 352 ***
4707300010	**RECOVERED MECHANICAL PULP PAPER ORPAPERBOARD FOR PAPER MAKING PURPOSE**				
25113	JAPAN	44 074 682	8 964 835	26 825 080	5 614 418
	KOREA, REPUBLIC OF	1 393 420	284 122	2 392 080	452 496
	PAPUA NEW GUINEA	264 310	58 007	81 210	16 811
	THAILAND	305 580	68 756	0	0
	SINGAPORE	23 207 137	4 518 474	26 150 983	5 104 545
	MALAYSIA	3 673 602	785 216	3 476 100	635 118
	MYANMAR	0	0	250 000	48 000
	BRUNEI DARUSSALAM	118 930	23 311	113 970	20 915
	SRI LANKA	0	0	380 950	78 215
	SAUDI ARABIA	5 120 917	1 075 861	888 200	190 751
	KUWAIT	2 897 070	605 731	1 513 570	325 869
	JORDAN	97 710	21 496	250 520	56 893
	TURKEY	1 207 920	229 504	889 160	180 629
	UNITED ARAB EMIRATES	5 155 658	1 093 910	4 614 080	981 283
	QATAR	258 989	58 273	1 347 680	266 199
	CYPRUS	0	0	139 881	30 774
	MOROCCO	199 720	29 758	0	0
	SOUTH AFRICA	2 390 498	530 020	519 850	112 044
	AUSTRALIA	76 652 534	13 620 332	69 686 295	11 547 013

http://www.bps.go.id

HS / SITC	COMMODITY DESCRIPTION / COUNTRY OF ORIGIN	JANUARY - DECEMBER 2015		JANUARY - DECEMBER 2016	
		NET WEIGHT (KG)	CIF VALUE (US$)	NET WEIGHT (KG)	CIF VALUE (US$)
	NEW ZEALAND	13 930 976	2 564 301	15 979 406	2 734 621
	FIJI	282 770	54 004	150 140	28 977
	UNITED STATES	115 622 318	22 634 226	107 483 622	20 026 625
	CANADA	3 273 879	744 166	879 700	192 305
	MEXICO	1 663 754	361 763	0	0
	UNITED KINGDOM	64 681 451	12 144 095	91 001 237	17 128 058
	NETHERLANDS	5 549 190	979 488	15 614 520	2 778 686
	FRANCE	504 680	92 175	751 740	150 348
	GERMANY, FED. REP. OF	0	0	123 800	28 474
	BELGIUM	6 132 399	1 075 348	2 506 980	446 741
	DENMARK	1 362 180	277 481	0	0
	NORWAY	5 339 054	1 102 194	104 540	21 117
	SWEDEN	0	0	248 020	46 380
	IRELAND	7 753 966	1 575 642	11 270 407	2 279 577
	ITALY	15 419 652	3 086 913	17 540 860	3 488 957
	SPAIN	474 750	93 526	416 340	89 513
	GREECE	29 995 826	6 073 945	14 184 600	2 889 308
	BULGARIA	0	0	106 440	22 352
	SUB TOTAL	**439 005 522**	**84 826 873**	**417 881 961**	**78 014 012 ***
4707300090	**RECOVERED MECHANICAL PULP PAPER ORPAPERBOARD FOR OTHER PURPOSE**				
25113	JAPAN	6 128	56 788	33	587
	HONG KONG	27 152	139 971	0	0
	KOREA, REPUBLIC OF	1 350	16 051	2 398	22 879
	CHINA	10 133	65 589	2 330	29 886
	MALAYSIA	75	578	0	0
	VIET NAM	0	0	15 685	43 605
	GERMANY, FED. REP. OF	0	0	3	6
	SUB TOTAL	**44 838**	**278 977**	**20 449**	**96 963 ***
4707900010	**RECOVERED UNSORTED WASTE &SCRAP PAPER & PAPERBOARD FOR PAPER MAKING PURPOSE**				
25119	JAPAN	25 070 611	4 719 241	69 697 104	13 374 893
	KOREA, REPUBLIC OF	638 330	131 138	1 688 300	317 110
	THAILAND	0	0	516 340	83 647
	SINGAPORE	4 128 647	649 437	3 041 490	467 629
	PHILIPPINES	0	0	3 922 550	620 790
	SAUDI ARABIA	0	0	78 870	25 475
	UNITED ARAB EMIRATES	54 170	22 751	3 276 240	441 456
	CYPRUS	0	0	1 743 700	241 513
	MOROCCO	305 760	47 393	0	0
	REUNION	1 003 112	145 006	0	0
	SOUTH AFRICA	0	0	324 280	41 832
	AUSTRALIA	37 862 499	5 633 596	54 931 994	8 272 088
	NEW ZEALAND	37 863 289	5 840 755	24 920 275	3 539 486
	NEW CALEDONIA	226 920	30 643	398 760	54 356
	UNITED STATES	5 636 932	1 073 629	8 650 370	1 520 540
	JAMAICA	0	0	61 101	20 163
	FRENCH POLYNESIA	944 930	135 561	637 370	86 092
	UNITED KINGDOM	19 343 007	2 716 781	35 925 230	4 881 968
	NETHERLANDS	557 970	80 906	0	0
	FRANCE	1 718 340	241 156	0	0
	BELGIUM	926 580	133 672	22 820	5 705
	SWITZERLAND	0	0	221 900	28 403
	NORWAY	13 596 085	2 082 012	6 636 850	1 012 642
	IRELAND	1 273 720	181 014	800 450	103 258
	ITALY	8 808 543	1 358 590	4 479 753	666 175
	GREECE	6 419 858	911 434	696 610	136 025
	ESTONIA	0	0	129 705	19 456
	MALTA	129 130	18 595	0	0
	SUB TOTAL	**166 508 433**	**26 153 310**	**222 802 062**	**35 960 702 ***
4707900090	**RECOVERED UNSORTED WASTE AND SCRAPPAPER & PAPERBOARD FOR OTHER PURPOSE**				
25119	JAPAN	485	2 021	10	133
	CHINA	3	6	31	1 078
	SINGAPORE	77	895	8	40
	UNITED STATES	0	0	55 942	17 750
	FRANCE	84	1 194	0	0
	SWITZERLAND	0	0	1	7
	SUB TOTAL	**649**	**4 116**	**55 992**	**19 008 ***

http://www.bps.go.id

HS / SITC	COMMODITY DESCRIPTION / COUNTRY OF ORIGIN	JANUARY - DECEMBER 2015		JANUARY - DECEMBER 2016	
		NET WEIGHT (KG)	CIF VALUE (US$)	NET WEIGHT (KG)	CIF VALUE (US$)
4801001000	**NEWSPRINT, IN ROLLS OR SHEETS. WEIGHINGNOT MORE THAN 55 G/M2**				
64110	HONG KONG	0	0	93	453
	CHINA	0	0	19 440	65 422
	THAILAND	49 775	25 762	23 596	48 575
	SINGAPORE	4	143	77 940	53 006
	MALAYSIA	10 362 942	5 136 048	6 417 693	3 133 374
	AUSTRALIA	65 169	28 846	287 576	85 986
	NEW ZEALAND	0	0	76 550	32 917
	UNITED STATES	1 096 808	432 862	1 486 638	555 258
	CANADA	761 706	328 565	102 949	33 973
	NETHERLANDS	55 739	27 591	2 610	7 407
	GERMANY, FED. REP. OF	0	0	1 269 336	479 793
	SWEDEN	0	0	93 906	35 215
	SPAIN	0	0	15 342	81 848
	RUSSIA FEDERATION	53 645	25 213	0	0
	SUB TOTAL	**12 445 788**	**6 005 030**	**9 873 669**	**4 613 227 ***
4801009000	**NEWSPRINT, IN ROLLS OR SHEETS. WEIGHINGMORE THAN 55 G/M2**				
64110	JAPAN	148 622	250 147	76 116	215 608
	HONG KONG	3	604	37 400	40 120
	KOREA, REPUBLIC OF	1 265	13 445	100 050	43 578
	TAIWAN	0	0	192 034	149 016
	CHINA	402 784	425 908	715 187	678 534
	THAILAND	0	0	568 982	435 518
	SINGAPORE	1 339 272	740 639	358 629	213 875
	MALAYSIA	657 396	356 287	183 932	169 536
	VIET NAM	5 289	11 450	7 661	21 331
	AUSTRALIA	200 786	158 372	401 888	271 871
	NEW ZEALAND	399 682	208 323	0	0
	UNITED STATES	0	0	2 520	6 040
	UNITED KINGDOM	0	0	2	9
	NETHERLANDS	0	0	388	1 415
	FRANCE	5	233	74 373	76 584
	GERMANY, FED. REP. OF	0	0	3 080	9 674
	DENMARK	6	96	0	0
	FINLAND	455 241	307 650	0	0
	ITALY	0	0	1 007	4 179
	PORTUGAL	0	0	6	405
	CZECH REPUBLIC	870	229	0	0
	RUSSIA FEDERATION	207 603	95 497	0	0
	SUB TOTAL	**3 818 824**	**2 568 880**	**2 723 255**	**2 337 293 ***
4802100000	**HAND-MADE PAPER AND PAPERBOARD**				
64121	JAPAN	51 632	75 357	17	245
	HONG KONG	179	2 795	3 037	273 776
	KOREA, REPUBLIC OF	5 070	56 661	605	8 038
	TAIWAN	730	67 122	550	2 170
	CHINA	5 441	32 956	137	60
	THAILAND	1	45	0	0
	SINGAPORE	94 556	247 134	155	1 160
	MALAYSIA	1 055	18 416	0	0
	VIET NAM	1 420	18 917	27	61
	AUSTRALIA	42	606	0	0
	NEW ZEALAND	8	4 791	0	0
	UNITED STATES	21	263	0	0
	POLAND	71	1 039	0	0
	SUB TOTAL	**160 226**	**526 102**	**4 528**	**285 510 ***
4802201000	**PAPER AND PAPERBOARD OF A KIND USED AS FOR PHOTO SENSITIVE,HEAT-SENSITIVE**				
64122	JAPAN	1	37	517	1 400
	KOREA, REPUBLIC OF	0	0	21	314
	CHINA	0	0	54 270	196 266
	SINGAPORE	0	0	8	89
	MALAYSIA	6 797	53 883	170	478
	NETHERLANDS	0	0	24	172
	GERMANY, FED. REP. OF	1	41	0	0
	AUSTRIA	460	5 834	0	0
	SUB TOTAL	**7 259**	**59 795**	**55 010**	**198 719 ***

http://www.bps.go.id

HS / SITC	COMMODITY DESCRIPTION / COUNTRY OF ORIGIN	JANUARY - DECEMBER 2015		JANUARY - DECEMBER 2016	
		NET WEIGHT (KG)	CIF VALUE (US$)	NET WEIGHT (KG)	CIF VALUE (US$)
4802209000	**OTH PAPER AND PAPERBOARD OF A KIND USEDAS FOR PHOTO SENSITIVE,HEAT-SENSITIVE**				
64122	JAPAN	2 744	51 387	427	13 806
	HONG KONG	14 292 359	6 984 891	699 700	352 904
	KOREA, REPUBLIC OF	12 445	24 277	5 027	23 216
	TAIWAN	1 216 673	569 272	1 186 540	614 679
	CHINA	1 662 921	1 243 542	117 088	234 532
	THAILAND	7	204	0	0
	SINGAPORE	3 064	23 784	1 356 213	1 103 423
	MALAYSIA	57 409	24 699	7 954	12 881
	VIET NAM	1	1	77	459
	INDIA	0	0	70	120
	TURKEY	9 774	191 570	0	0
	NIGERIA	30 240	283 858	0	0
	AUSTRALIA	225	5 035	107	1 207
	UNITED STATES	0	0	44	2 549
	BRAZIL	1 672 400	661 339	727 918	269 330
	COLOMBIA	0	0	296 382	107 439
	FRANCE	221 814	4 295 011	0	0
	GERMANY, FED. REP. OF	1 369	436	0	0
	SWEDEN	930 514	345 209	0	0
	FINLAND	2 220 215	856 142	433 327	206 254
	SPAIN	1	22	0	0
	SUB TOTAL	**22 334 175**	**15 560 679**	**4 830 874**	**2 942 799 ***
4802401000	**WALLPAPER BASE IN ROLLS OF NOT MORE THAN 15 CM IN WIDTH RECTANGULAR EXCEEDS36 CM**				
64124	TAIWAN	0	0	24 104	23 843
	CHINA	144	431	0	0
	SINGAPORE	0	0	15	164
	MALAYSIA	2 238	2 072	0	0
	NETHERLANDS	928	4 556	0	0
	SUB TOTAL	**3 310**	**7 059**	**24 119**	**24 007 ***
4802409000	**OTH PAPER AND PEPERBOARD, NOT CONTAINING FIBRES OBTAINED BY A MECHANICAL**				
64124	JAPAN	69	1 587	0	0
	HONG KONG	759 636	2 122 950	354 762	941 016
	KOREA, REPUBLIC OF	310	1 627	89	2 883
	TAIWAN	888	5 350	0	0
	CHINA	18 110	33 780	1 406	2 572
	THAILAND	497	2 921	0	0
	SINGAPORE	162	993	0	0
	MALAYSIA	0	0	49	1 137
	VIET NAM	3	3	23	35
	UNITED STATES	19 791	12 342	35	1 736
	GERMANY, FED. REP. OF	188	295	0	0
	BELGIUM	118	1 890	0	0
	DENMARK	879	10 700	422	9 410
	NORWAY	0	0	493 858	296 315
	FINLAND	0	0	27 648	13 824
	HUNGARY	11 565	14 429	0	0
	SUB TOTAL	**812 216**	**2 208 867**	**878 292**	**1 268 928 ***
4802541100	**PAPER,NO FIBRES USED IN MANUFAC GYPSBOARD COMPUTERCARDS,WEIGHT <40G/M**				
64126	CHINA	0	0	1 238	5 760
	SUB TOTAL	**0**	**0**	**1 238**	**5 760 ***
4802541900	**OTHER PAPER AND PAPERBOARD, NOT CONTAINING FIBRES WEIGHING < 40 G/M2**				
64126	JAPAN	242 664	218 494	0	0
	HONG KONG	0	0	72	989
	KOREA, REPUBLIC OF	0	0	4 249	40 152
	CHINA	1 645	2 346	7 402	9 155
	SINGAPORE	0	0	148	166
	SUB TOTAL	**244 309**	**220 840**	**11 871**	**50 462 ***
4802542900	**ALUMUNIUM BASE PAPER, NOT CONTAININGFIBRES WEIGHING < 40 G/M2**				
64126	HONG KONG	20	260	342	2 484
	TAIWAN	346	662	0	0
	CHINA	0	0	2	2

http://www.bps.go.id

HS / SITC	COMMODITY DESCRIPTION / COUNTRY OF ORIGIN	JANUARY - DECEMBER 2015		JANUARY - DECEMBER 2016	
		NET WEIGHT (KG)	CIF VALUE (US$)	NET WEIGHT (KG)	CIF VALUE (US$)
	SINGAPORE	269 040	449 202	8 656	12 570
	SUB TOTAL	**269 406**	**450 124**	**9 000**	**15 056 ***
4802543000	**ALUMUNIUM BASE PAPER, NOT CONTAININGFIBRES WEIGHING < 40 G/M2**				
64126	JAPAN	34	2 996	0	0
	KOREA, REPUBLIC OF	0	0	50	3 250
	SINGAPORE	58	950	0	0
	NETHERLANDS	4 991	24 507	0	0
	SUB TOTAL	**5 083**	**28 453**	**50**	**3 250 ***
4802549000	**ALUMUNIUM BASE PAPER, NOT CONTAININGFIBRES WEIGHING < 40 G/M2**				
64126	JAPAN	16 993	24 954	56 482	43 420
	HONG KONG	50	476	82	2 638
	KOREA, REPUBLIC OF	269	964	196	1 323
	TAIWAN	1 355	1 900	0	0
	CHINA	31	62	7 186	16 516
	THAILAND	540 847	573 173	1 473 380	1 656 073
	SINGAPORE	2 544	12 696	521	6 820
	MALAYSIA	465	2 306	0	0
	VIET NAM	597	438	5	2
	INDIA	67 401	69 989	49 206	52 158
	INDONESIA	0	0	5 108	24 355
	NETHERLANDS	117 824	112 062	48 939	44 821
	GERMANY, FED. REP. OF	1 929 269	3 003 685	1 869 356	2 810 121
	FINLAND	123	221	62 302	31 151
	ITALY	8 009	8 169	0	0
	SUB TOTAL	**2 685 777**	**3 811 095**	**3 572 763**	**4 689 398 ***
4802552000	**FANCY PAPER AND PAPERBOARD,PURPOSE40< WEIGHT <150 G/M,ROLL**				
64126	JAPAN	1 279 365	1 252 700	1 370 415	1 260 779
	KOREA, REPUBLIC OF	0	0	5	90
	CHINA	1 046	853	56	57
	AUSTRALIA	0	0	45 558	38 269
	SUB TOTAL	**1 280 411**	**1 253 553**	**1 416 034**	**1 299 195 ***
4802553100	**PAPER,NO FIBRES, FOR OTHER PURPOSE 40< WEIGHT <150 G/M,ROLL**				
64126	CHINA	0	0	1	1
	SINGAPORE	110	2 760	0	0
	SUB TOTAL	**110**	**2 760**	**1**	**1 ***
4802553900	**OTH PAPER,NO FIBRES, FOR OTHER PURPOSE 40< WEIGHT <150 G/M,ROLL**				
64126	JAPAN	45	216	206 978	183 554
	KOREA, REPUBLIC OF	118	400	0	0
	CHINA	71 796	56 275	30 148	25 446
	UNITED KINGDOM	0	0	42	446
	GERMANY, FED. REP. OF	1	11	0	0
	SWITZERLAND	66	1 719	0	0
	SUB TOTAL	**72 026**	**58 621**	**237 168**	**209 446 ***
4802554000	**BASE PAPER OF A KIND USED MANIFATURE FIBRES, FOR OTH PURPOSE 40<WEIGHT<150 G/ML**				
64126	POLAND	27	1 101	15	361
	SUB TOTAL	**27**	**1 101**	**15**	**361 ***
4802555000	**PAPER,NO FIBRES, FOR OTHER PURPOSE 40< WEIGHT <150 G/M,ROLL**				
64126	JAPAN	5 118	48 301	3 009	34 165
	KOREA, REPUBLIC OF	370	3 315	365	4 920
	CHINA	1	2	2	2
	SINGAPORE	540	4 418	5	290
	UNITED STATES	433	5 332	0	0
	NETHERLANDS	361	2 693	0	0
	SUB TOTAL	**6 823**	**64 061**	**3 381**	**39 377 ***
4802559000	**OTH PAPER,NO FIBRES, FOR OTHER PURPOSE 40< WEIGHT <150 G/M,ROLL**				
64126	JAPAN	1 288 565	1 587 006	1 251 990	1 660 807
	HONG KONG	30 658	372 480	5 337	40 626

http://www.bps.go.id

HS / SITC	COMMODITY DESCRIPTION / COUNTRY OF ORIGIN	JANUARY - DECEMBER 2015		JANUARY - DECEMBER 2016	
		NET WEIGHT (KG)	CIF VALUE (US$)	NET WEIGHT (KG)	CIF VALUE (US$)
	KOREA, REPUBLIC OF	6 629	21 397	1 101 287	509 625
	TAIWAN	312 120	304 987	38	1 227
	CHINA	465 964	408 409	16 081	12 366
	THAILAND	926 842	1 260 166	430 803	370 317
	SINGAPORE	27 326	326 138	8 102	84 399
	MALAYSIA	1 775 243	1 342 695	1 338 504	957 573
	INDONESIA	0	0	89 347	97 504
	AUSTRALIA	1 567 103	1 351 517	2 623 910	2 186 468
	UNITED STATES	1	80	7	100
	UNITED KINGDOM	12 124	24 248	0	0
	NETHERLANDS	277	293	0	0
	GERMANY, FED. REP. OF	416 309	629 139	410 186	634 523
	AUSTRIA	341 627	339 502	188 652	181 122
	SWEDEN	697 974	583 742	0	0
	FINLAND	48 888	41 687	0	0
	ITALY	10 846	25 902	0	0
	SUB TOTAL	**7 928 496**	**8 619 388**	**7 464 244**	**6 736 657 ***
4802562000	**FANCY PAPER AND PAPERBOARD, IN RECTANGULAR =<36CM OTH SIDE =15CM**				
64126	JAPAN	20	275	2	20
	HONG KONG	364	2 630	0	0
	TAIWAN	7 309	36 823	12 450	61 841
	CHINA	1 016	4 657	668	3 207
	SINGAPORE	0	0	353	2 693
	MALAYSIA	329	12 839	544	14 090
	SPAIN	1	27	0	0
	RUSSIA FEDERATION	0	0	2	24
	SUB TOTAL	**9 039**	**57 251**	**14 019**	**81 875 ***
4802563100	**WITH NO SIDE EXCEEDING 36 CMIN THEUNFOLDED STATE 40< WEIGHT <150 G/M,ROLL**				
64126	JAPAN	57	504	0	0
	INDONESIA	1 489 279	1 509 523	0	0
	SUB TOTAL	**1 489 336**	**1 510 027**	**0**	**0 ***
4802563900	**PAPER,NO FIBRES, FOR OTHER PURPOSE40< WEIGHT <150 G/M,SHEET**				
64126	JAPAN	223	13 681	236	14 827
	HONG KONG	0	0	5	426
	KOREA, REPUBLIC OF	0	0	56	3 600
	CHINA	5 700	32 679	32 104	34 029
	UNITED STATES	112 134	299 323	58 877	142 872
	UNITED KINGDOM	641	10 253	0	0
	NETHERLANDS	2 396	2 041	9 972	7 361
	FRANCE	35 316	112 792	17 933	70 571
	SUB TOTAL	**156 410**	**470 769**	**119 183**	**273 686 ***
4802569000	**OTHER THAN PAPER,NO FIBRES, FOR OTHERPURPOSE 40< WEIGHT <150 G/M,SHEET**				
64126	JAPAN	12	1 323	0	0
	KOREA, REPUBLIC OF	50 476	19 920	0	0
	CHINA	273 337	177 317	843 357	566 904
	SINGAPORE	1 934	44 051	0	0
	MALAYSIA	0	0	1	612
	INDONESIA	252 665	235 235	0	0
	UNITED STATES	8	3 013	0	0
	UNITED KINGDOM	0	0	1	1
	NETHERLANDS	1 697	8 798	0	0
	SPAIN	5	47	8	50
	SUB TOTAL	**580 134**	**489 704**	**843 367**	**567 567 ***
4802571100	**OTHER PAPER & PAPERBOARD, WEIGHT>40G/M2AND =< 150G/M2**				
64126	KOREA, REPUBLIC OF	0	0	635	9 559
	SINGAPORE	1 045	14 277	0	0
	ITALY	282	449	0	0
	SUB TOTAL	**1 327**	**14 726**	**635**	**9 559 ***
4802571900	**OTHER PAPER & PAPERBOARD, WEIGHT>40G/M2AND =< 150G/M2**				
64126	KOREA, REPUBLIC OF	0	0	51 720	18 243
	CHINA	307	357	24 966	17 600

http://www.bps.go.id

HS / SITC	COMMODITY DESCRIPTION / COUNTRY OF ORIGIN	JANUARY - DECEMBER 2015		JANUARY - DECEMBER 2016	
		NET WEIGHT (KG)	CIF VALUE (US$)	NET WEIGHT (KG)	CIF VALUE (US$)
	UNITED STATES	0	0	1	29
	SUB TOTAL	**307**	**357**	**76 687**	**35 872 ***
4802579000	**OTHER PAPER & PAPERBOARD, WEIGHT>40G/M2AND =< 150G/M2**				
64126	JAPAN	1 213 320	1 096 570	699 345	748 367
	HONG KONG	73 174	58 916	33	338
	KOREA, REPUBLIC OF	57 259	47 148	738	723
	TAIWAN	19 885	21 483	149 147	136 962
	CHINA	444 486	420 652	272 518	235 133
	THAILAND	342 629	331 835	221 146	219 948
	SINGAPORE	446 914	503 624	26 023	88 125
	MALAYSIA	6 402	10 825	0	0
	INDIA	39 000	34 867	18 848	16 115
	UNITED ARAB EMIRATES	35 842	31 720	0	0
	UNITED STATES	83 726	228 187	80 252	208 825
	UNITED KINGDOM	76 433	299 595	120 720	469 968
	NETHERLANDS	9 204	8 744	0	0
	FRANCE	9 061	30 725	6 951	21 515
	GERMANY, FED. REP. OF	7 711	26 877	10 328	19 915
	AUSTRIA	18 572	27 144	0	0
	DENMARK	38 717	55 701	32 175	46 702
	SWEDEN	33 248	49 491	53 735	64 809
	ITALY	70 888	139 904	57 062	107 557
	SPAIN	7 455	59 821	0	0
	SUB TOTAL	**3 033 926**	**3 483 829**	**1 749 021**	**2 385 002 ***
4802582100	**FANCY PAPER&PAPERBOARD,IN ROLL WIDTH <=15CM/IN RECTANG SHEET<36CM&OTHSIDE15CM**				
64126	KOREA, REPUBLIC OF	0	0	7 451	30 845
	UNITED KINGDOM	413	2 627	0	0
	SUB TOTAL	**413**	**2 627**	**7 451**	**30 845 ***
4802582900	**OTH FANCY PAPER & PAPERBOARD,OTH IN ROLL WIDTH<=15CM/IN RECTANG SHEET<36CM**				
64126	JAPAN	50 879	53 365	16 221	20 715
	HONG KONG	9 009	35 488	62 469	188 050
	KOREA, REPUBLIC OF	67 597	62 707	2 049	2 826
	TAIWAN	312 966	220 708	111 183	78 941
	CHINA	1 804	1 898	0	0
	SINGAPORE	16 064	13 879	17 903	17 478
	UNITED STATES	14 294	42 148	0	0
	UNITED KINGDOM	1 321	4 761	0	0
	SPAIN	12	156	0	0
	SUB TOTAL	**473 946**	**435 110**	**209 825**	**308 010 ***
4802589000	**OTH PAPER,NO FIBRES, FOR OTHER PURPOSE WEIGHT >150 G/M**				
64126	JAPAN	24 594	58 019	386	2 091
	HONG KONG	52 424	54 289	55 660	46 248
	KOREA, REPUBLIC OF	2 560 689	2 282 194	1 907 376	1 657 197
	TAIWAN	0	0	5 824	10 017
	CHINA	152 978	176 937	92 175	98 371
	THAILAND	15 170	18 356	54 360	53 892
	SINGAPORE	1	36	5 113	4 125
	INDIA	11 119	13 899	0	0
	BANGLADESH	35 838	35 992	0	0
	ISRAEL	112	252	0	0
	UNITED ARAB EMIRATES	90	1 278	0	0
	AUSTRALIA	267 058	167 565	0	0
	UNITED STATES	250 688	716 226	114 918	313 555
	VIRGIN ISLANDS (BRITISH)	155 505	134 477	0	0
	UNITED KINGDOM	159 315	405 614	102 601	410 924
	NETHERLANDS	6 168	5 923	0	0
	FRANCE	40 606	171 807	20 295	73 515
	GERMANY, FED. REP. OF	82 642	369 280	91 205	226 163
	AUSTRIA	366 395	285 732	0	0
	DENMARK	12 400	18 396	4 340	6 423
	SWEDEN	27 870	55 801	27 997	48 436
	ITALY	156 595	297 471	208 828	396 613
	SPAIN	11 441	79 653	1	3
	SUB TOTAL	**4 389 698**	**5 349 197**	**2 691 079**	**3 347 573 ***

http://www.bps.go.id

HS / SITC	COMMODITY DESCRIPTION / COUNTRY OF ORIGIN	JANUARY - DECEMBER 2015		JANUARY - DECEMBER 2016	
		NET WEIGHT (KG)	CIF VALUE (US$)	NET WEIGHT (KG)	CIF VALUE (US$)
4802613000	**PAPER, FIBRES>10%, ALUMINIUM PAPER PAPER,IN ROLLS**				
64129	LITHUANIA	453	1 733	0	0
	SUB TOTAL	**453**	**1 733**	**0**	**0 ***
4802614000	**PAPER,FIBRES>10%,OTH ALUMINIUM PAPER, BANKNOTES,PRINTING,WRITING,IN ROLLS**				
64129	SINGAPORE	7	1 536	0	0
	INDIA	23 198	26 678	0	0
	SUB TOTAL	**23 205**	**28 214**	**0**	**0 ***
4802619000	**OTH PAPER,FIBRES>10%,OTH ALUMINIUM PAPER, BANKNOTES,PRINTING,WRITING,IN ROLLS**				
64129	JAPAN	1 318	22 333	1 581	28 092
	HONG KONG	346	8 110	1 134	27 760
	KOREA, REPUBLIC OF	95	1 479	4 083	29 169
	TAIWAN	54	763	0	0
	CHINA	64 964	62 870	45 190	79 908
	SINGAPORE	12 694	8 411	19	1 099
	MALAYSIA	640	22 456	0	0
	VIET NAM	0	0	7	102
	INDIA	0	0	23 557	24 970
	AUSTRALIA	101 046	74 774	0	0
	UNITED STATES	2 276 341	1 774 503	2 515 673	1 947 724
	UNITED KINGDOM	288	10 101	0	0
	GERMANY, FED. REP. OF	28 739	26 520	277 122	159 879
	SWITZERLAND	6	771	0	0
	NORWAY	0	0	123 957	74 374
	SWEDEN	1 060 920	792 967	2 030 664	1 402 987
	FINLAND	3 587 410	2 938 651	4 931 950	3 527 665
	ITALY	8 385	21 884	0	0
	LITHUANIA	2 466	7 619	1 982	3 945
	SUB TOTAL	**7 145 712**	**5 774 212**	**9 956 919**	**7 307 674 ***
4802621000	**PAPER, FIBRES, ALUMINIUM PAPER BASE IN SHEETS WITH 435< ONE SIDE <297MM**				
64129	CHINA	0	0	27	2 085
	SUB TOTAL	**0**	**0**	**27**	**2 085 ***
4802622000	**PAPER,FIBRES,BANKNOTES,MANUF OF GYPSUMBOARD,IN SHEETS 435<ONESIDE<297 MM**				
64129	CHINA	39 244	161 199	0	0
	SUB TOTAL	**39 244**	**161 199**	**0**	**0 ***
4802629000	**OTH PAPER,FIBRES, FOR OTHER PURPOSE, INSHEETS WITH 435< ONE SIDE <297MM**				
64129	JAPAN	24 654	71 485	167	1 541
	KOREA, REPUBLIC OF	2 570	31 365	965	14 113
	TAIWAN	27	1 810	0	0
	CHINA	15 237	75 412	0	0
	THAILAND	181	505	0	0
	SINGAPORE	3	22	0	0
	PHILIPPINES	14	112	0	0
	GERMANY, FED. REP. OF	0	0	164	556
	SUB TOTAL	**42 686**	**180 711**	**1 296**	**16 210 ***
4802690000	**OTH PAPER,FIBRES, FOR OTHER NOT PURPOSE, OF FIBRES>10%, PAPER IN ROLL**				
64129	JAPAN	180 740	379 911	67 675	201 801
	HONG KONG	1	3	5 760	72 541
	KOREA, REPUBLIC OF	94 848	390 457	109 160	397 974
	TAIWAN	1 455	7 540	34	18
	CHINA	272 237	298 258	103 482	141 393
	THAILAND	2	25	0	0
	SINGAPORE	67 726	574 684	73 790	212 751
	MALAYSIA	476	5 795	14	117
	INDIA	691	367	0	0
	INDONESIA	28 687	324 587	5 493	23 608
	AUSTRALIA	1 745	3 671	0	0
	UNITED STATES	1 280	14 032	12	424
	VIRGIN ISLANDS (BRITISH)	32 155	30 869	0	0
	UNITED KINGDOM	27 171	46 388	0	0
	NETHERLANDS	23 326	22 585	44 533	39 087
	FRANCE	0	0	24 250	33 957

http://www.bps.go.id

HS / SITC	COMMODITY DESCRIPTION / COUNTRY OF ORIGIN	JANUARY - DECEMBER 2015		JANUARY - DECEMBER 2016	
		NET WEIGHT (KG)	CIF VALUE (US$)	NET WEIGHT (KG)	CIF VALUE (US$)
	GERMANY, FED. REP. OF	34 204	31 593	5	150
	BELGIUM	6	120	0	0
	FINLAND	1 770 144	1 396 761	2 050 934	1 517 238
	ITALY	2	11	0	0
	SPAIN	221 200	279 470	180 931	237 277
	SUB TOTAL	**2 758 096**	**3 807 127**	**2 666 073**	**2 878 336 ***
4803003000	**OF CELLULOSE WADDING OR OF WEB CELLULOSE FIBRES TOILET OR FARCIAL TISSUE STOCK**				
64163	JAPAN	2 345 772	5 074 787	1 891 094	4 503 592
	HONG KONG	82 362	228 554	138 884	396 014
	KOREA, REPUBLIC OF	31 435	210 475	21 429	245 374
	TAIWAN	20 580	62 564	73 338	127 963
	CHINA	853 735	1 037 543	390	3 122
	THAILAND	103 760	379 314	251 850	963 954
	SINGAPORE	143 292	313 137	5 810	11 682
	MALAYSIA	61 500	135 562	86 091	462 465
	BRUNEI DARUSSALAM	13	128	4	42
	VIET NAM	154	228	665 205	1 133 637
	INDIA	299	1 997	0	0
	AUSTRALIA	1 594	15 526	0	0
	UNITED STATES	3 576	45 064	1 788	15 950
	UNITED KINGDOM	8	48	0	0
	FRANCE	31 273	72 267	10 109	19 207
	GERMANY, FED. REP. OF	1 137	8 155	1 501	13 987
	ITALY	2 341	8 221	2 140	6 240
	PORTUGAL	0	0	820	6 119
	POLAND	183	968	346	1 513
	SLOVAKIA	5 191	25 722	4 107	17 356
	SUB TOTAL	**3 688 205**	**7 620 260**	**3 154 906**	**7 928 217 ***
4803009000	**OTH OF CELLULOSA WADING&TISSUE PAPER/TOILET/FACIAL TISSUE STOCK&SIMILAR PAPER**				
64163	JAPAN	383 564	2 141 538	229 822	1 562 923
	HONG KONG	6 709	155 150	7 539	130 832
	KOREA, REPUBLIC OF	39 725	278 722	71 306	629 704
	TAIWAN	1	1	20	71
	CHINA	47 288	118 051	48 110	104 396
	THAILAND	419 459	1 541 055	61 423	263 499
	SINGAPORE	46 848	269 918	4 127	34 478
	PHILIPPINES	318	9 096	242	4 081
	MALAYSIA	18 772	145 019	19 730	193 636
	VIET NAM	14 768	21 306	77	30 452
	INDIA	0	0	215	1 090
	INDONESIA	0	0	87 308	120 858
	KUWAIT	16	61	0	0
	OMAN	140	714 433	10	60
	TURKEY	859	1 454	475	760
	UNITED ARAB EMIRATES	1 418	3 533	1 971	4 663
	TOKELAU	0	0	163	281
	UNITED STATES	26 618	104 880	74	2 393
	UNITED KINGDOM	47 814	69 902	0	0
	NETHERLANDS	0	0	9 356	44 225
	FRANCE	0	0	120	17 575
	GERMANY, FED. REP. OF	1	12	0	0
	ITALY	200	848	21	92
	SPAIN	14	681	0	0
	GREECE	164	1 700	285	3 091
	SLOVAKIA	0	0	257	1 163
	SUB TOTAL	**1 054 696**	**5 577 360**	**542 651**	**3 150 323 ***
4804110000	**KRAFTLINER PAPER&PAPERBOARD,IN ROLLS ORSHEETS,UNBLEACHED**				
64141	JAPAN	221 047	209 429	43 214	50 954
	HONG KONG	91 179	101 637	0	0
	KOREA, REPUBLIC OF	341 924	132 089	1 412 881	502 080
	TAIWAN	2 691 313	1 420 856	85 025	44 094
	CHINA	146 436	293 819	165 573	318 865
	THAILAND	0	0	240 603	166 015
	SINGAPORE	129 617	218 645	97 743	52 059
	MALAYSIA	1 282 190	581 646	343 518	163 337
	AUSTRALIA	1 452 249	810 842	1 609 704	757 730
	NEW ZEALAND	2 213 928	1 432 878	1 941 125	1 155 523

http://www.bps.go.id

HS / SITC	COMMODITY DESCRIPTION / COUNTRY OF ORIGIN	JANUARY - DECEMBER 2015		JANUARY - DECEMBER 2016	
		NET WEIGHT (KG)	CIF VALUE (US$)	NET WEIGHT (KG)	CIF VALUE (US$)
	UNITED STATES	390 913	267 044	1 604 611	853 421
	GERMANY, FED. REP. OF	0	0	185	3 333
	ITALY	24 098	19 169	23 855	19 212
	SUB TOTAL	**8 984 894**	**5 488 054**	**7 568 037**	**4 086 623 ***
4804190000	**OTH KRAFTLINER PAPER&PAPERBOARD**				
64141	JAPAN	238 925	549 565	469 590	1 837 563
	HONG KONG	1 287	146 682	412	5 964
	KOREA, REPUBLIC OF	16 323	88 329	9 040	54 171
	TAIWAN	944 957	1 324 514	908 012	1 239 959
	CHINA	759 024	753 020	512 603	763 045
	SINGAPORE	361 461	235 516	1 136	12 835
	MALAYSIA	666 101	227 653	105 663	64 403
	VIET NAM	3 655	8 281	33	79
	AUSTRALIA	154 834	100 642	0	0
	SAMOA	0	0	3 697	4 141
	UNITED STATES	11 860 468	7 819 336	9 301 629	5 815 236
	BRAZIL	47 391	28 570	0	0
	GERMANY, FED. REP. OF	11 913	9 411	0	0
	BELGIUM	0	0	124 727	47 924
	SWEDEN	22 798	20 518	0	0
	SUB TOTAL	**15 089 137**	**11 312 037**	**11 436 542**	**9 845 320 ***
4804211000	**SACK KRAFT PAPER FOR MAKING CEMENT BAG IN ROLLS OR SHEETS,UNBLEACHED**				
64142	JAPAN	2 758 844	2 659 339	2 008 117	1 428 804
	KOREA, REPUBLIC OF	406 243	272 409	516 585	339 574
	CHINA	7 947 535	7 229 189	3 404 845	3 049 042
	THAILAND	207 360	210 240	0	0
	SINGAPORE	1 396	4 610	0	0
	MALAYSIA	5 489	4 665	117 252	96 277
	INDIA	254 596	196 039	0	0
	SRI LANKA	14 100	19 110	8 000	10 040
	AUSTRALIA	474 070	399 825	0	0
	UNITED STATES	2 881 925	2 525 402	1 674 431	1 211 811
	CANADA	1	5	346 897	264 553
	BRAZIL	0	0	24 773	17 094
	UNITED KINGDOM	500	2 850	0	0
	GERMANY, FED. REP. OF	5 124 645	4 402 197	852 467	660 156
	AUSTRIA	9 565 435	7 268 752	4 439 785	2 948 015
	SWEDEN	52 922 341	45 613 318	45 549 717	36 892 418
	BULGARIA	1 825 410	1 609 713	9 133 426	6 481 521
	SLOVAKIA	97 340	89 406	0	0
	CZECH REPUBLIC	983 908	756 462	632 480	471 628
	RUSSIA FEDERATION	13 812 596	12 060 645	11 227 789	9 473 052
	SUB TOTAL	**99 283 734**	**85 324 176**	**79 936 564**	**63 343 985 ***
4804219000	**OTH SACK KRAFT PAPER FOR MAKING CEMENT BAG IN ROLLS OR SHEETS,UNBLEACHED**				
64142	JAPAN	3 607 716	3 053 578	3 705 192	3 271 873
	HONG KONG	2 986	118 516	8 102	93 329
	KOREA, REPUBLIC OF	9 827	15 885	24 310	14 100
	TAIWAN	289 585	761 613	235 414	574 017
	CHINA	131 774	166 463	79 282	77 331
	THAILAND	388	272	0	0
	SINGAPORE	9	226	0	0
	AUSTRALIA	159 433	127 260	269 230	222 411
	UNITED STATES	0	0	2 200 098	2 026 326
	CANADA	0	0	24 448	15 891
	UNITED KINGDOM	0	0	54	507
	NETHERLANDS	0	0	1 002 126	777 343
	GERMANY, FED. REP. OF	0	0	1 449 491	1 177 479
	AUSTRIA	445 568	408 957	705 068	652 284
	SWEDEN	178 231	150 344	7 472 531	5 896 784
	BULGARIA	783 756	631 399	1 616 471	1 301 336
	ESTONIA	284 230	234 811	821 538	618 586
	CZECH REPUBLIC	151 753	140 731	284 070	275 853
	RUSSIA FEDERATION	856 376	665 421	1 338 113	914 784
	SUB TOTAL	**6 901 632**	**6 475 476**	**21 235 538**	**17 910 234 ***

http://www.bps.go.id

HS / SITC	COMMODITY DESCRIPTION / COUNTRY OF ORIGIN	JANUARY - DECEMBER 2015		JANUARY - DECEMBER 2016	
		NET WEIGHT (KG)	CIF VALUE (US$)	NET WEIGHT (KG)	CIF VALUE (US$)
4804290000	**OTH COMPOSITE PAPERS, IN ROLLS OR SHEETS**				
64142	JAPAN	133 884	98 257	155 796	223 345
	KOREA, REPUBLIC OF	70	1 521	0	0
	CHINA	24 246	21 105	66 175	60 061
	SINGAPORE	9 731	19 169	17 506	15 161
	MALAYSIA	1	1	0	0
	INDIA	12 900	9 675	0	0
	UNITED STATES	50 069	54 325	625 427	473 294
	CANADA	0	0	73 391	64 378
	FRANCE	196 489	178 556	0	0
	GERMANY, FED. REP. OF	0	0	24 596	42 129
	AUSTRIA	248 080	237 200	99 696	96 023
	SWITZERLAND	50	3 923	0	0
	SWEDEN	0	0	49 698	44 168
	CZECH REPUBLIC	0	0	50 293	46 220
	RUSSIA FEDERATION	50 345	34 990	490 344	323 629
	SUB TOTAL	**725 865**	**658 722**	**1 652 922**	**1 388 408 ***
4804311000	**OTH KRAFT PAPER AND PAPERBOARD, WEIGHING 150 G/M,UNBLEACHED**				
64146	JAPAN	130 589	250 914	31 233	506 317
	HONG KONG	264 935	234 308	5	629
	KOREA, DEM. PEOPLE'S REP.	1 172 438	1 038 382	0	0
	TAIWAN	808 307	889 408	212 529	237 241
	CHINA	627 947	464 407	29 368	32 084
	SINGAPORE	276	4 311	57	426
	MALAYSIA	107 654	1 387 443	272 016	3 620 723
	AUSTRALIA	750 227	607 449	0	0
	UNITED STATES	16 890	13 405	0	0
	UNITED KINGDOM	33 699	101 453	157 453	470 383
	GERMANY, FED. REP. OF	506	3 695	0	0
	ITALY	0	0	7 949	23 053
	SUB TOTAL	**3 913 468**	**4 995 175**	**710 610**	**4 890 856 ***
4804313000	**WET STRENGHT 40G TO 60G, FOR PLYWOODADHESIVE TAPE,WEIGH 150G/M,UNBLEACHED**				
64146	CHINA	0	0	13 500	6 971
	SINGAPORE	0	0	19	244
	MALAYSIA	0	0	11	101
	UNITED STATES	2 236 413	2 248 441	2 585 749	2 538 077
	FRANCE	297 031	279 659	244 950	235 442
	SWEDEN	1 888 815	2 273 245	1 344 865	1 511 558
	SUB TOTAL	**4 422 259**	**4 801 345**	**4 189 094**	**4 292 393 ***
4804314000	**OTHER KRAFT PAPER&WET STRENGHT WEIGHING150 G/M,UNBLEACHED**				
64146	JAPAN	7 447	32 673	3 948	20 990
	HONG KONG	190	6 337	683	20 701
	KOREA, REPUBLIC OF	12	158	64	825
	TAIWAN	148	1 279	451	5 083
	CHINA	3 666	18 876	1 893	6 962
	SINGAPORE	553	737	242	1 728
	UNITED STATES	6	340	1	11
	GERMANY, FED. REP. OF	458	660	0	0
	SUB TOTAL	**12 480**	**61 060**	**7 282**	**56 300 ***
4804315000	**OTHER KRAFT PAPER&WET STRENGHT WEIGHING150 G/M,UNBLEACHED**				
64146	UNITED STATES	662	500	0	0
	SWEDEN	0	0	28 989	35 237
	SUB TOTAL	**662**	**500**	**28 989**	**35 237 ***
4804319000	**OTHER THAN KRAFT PAPER & WET STRENGHTWEIGHING 150 G/M,UNBLEACHED**				
64146	JAPAN	683 486	1 254 315	298 625	994 180
	HONG KONG	0	0	4	224
	KOREA, REPUBLIC OF	28 921	47 428	135 607	130 373
	TAIWAN	867 277	895 066	934 673	962 824
	CHINA	608 770	407 824	543 711	419 451
	THAILAND	16 219	15 060	0	0
	SINGAPORE	389	5 445	149	630
	PHILIPPINES	2	25	0	0
	MALAYSIA	0	0	4	1

http://www.bps.go.id

HS / SITC	COMMODITY DESCRIPTION / COUNTRY OF ORIGIN	JANUARY - DECEMBER 2015		JANUARY - DECEMBER 2016	
		NET WEIGHT (KG)	CIF VALUE (US$)	NET WEIGHT (KG)	CIF VALUE (US$)
	AUSTRALIA	188 323	159 540	240 094	205 417
	UNITED STATES	5	693	39 751	46 906
	FRANCE	789 850	682 321	1 395 453	1 234 408
	GERMANY, FED. REP. OF	10	309	5	79
	SWITZERLAND	71	1 863	0	0
	SWEDEN	656 952	740 026	1 258 377	1 424 482
	FINLAND	990 012	737 896	468 265	329 027
	ITALY	130	62	0	0
	SPAIN	0	0	5 331	4 051
	RUSSIA FEDERATION	150 958	117 438	0	0
	SUB TOTAL	**4 981 375**	**5 065 311**	**5 320 049**	**5 752 053 ***
4804391000	**OF A WET ADHESHIVE TAPE,40-60G,USED IN MNFACT. WEIGHT <= 150G/M2,BLEACHED**				
64146	KOREA, REPUBLIC OF	3	101	0	0
	TAIWAN	35 328	87 558	0	0
	CHINA	3 728	18 201	895 391	440 721
	THAILAND	94	113	0	0
	FRANCE	517 352	471 892	24 220	22 516
	GERMANY, FED. REP. OF	62	570	0	0
	SWEDEN	1	3	0	0
	SPAIN	44 486	43 615	0	0
	SUB TOTAL	**601 054**	**622 053**	**919 611**	**463 237 ***
4804392000	**ADHESHIVE TAPE,40-60G,NOT USED IN MNFACT WEIGH <= 150G/M2,BLEACHED FOODPAPER**				
64146	JAPAN	67	775	4 078	53 577
	CHINA	3 074	7 595	1 034	5 473
	OMAN	0	0	169	883
	TURKEY	37	66	4	8
	UNITED ARAB EMIRATES	536	1 270	554	1 703
	UNITED KINGDOM	58	225	133	630
	SUB TOTAL	**3 772**	**9 931**	**5 972**	**62 274 ***
4804399000	**OTH ADHESHIVE TAPE,40-60G,NOT USED INMNFACT WEIGH <= 150G/M2,BLEACHED**				
64146	JAPAN	1 735 218	1 899 544	1 632 869	1 707 425
	HONG KONG	0	0	3 760	4 632
	KOREA, REPUBLIC OF	26 890	60 140	116 121	172 806
	CHINA	135 877	95 912	54 142	43 212
	THAILAND	354	426	110 518	99 099
	SINGAPORE	242	5 251	0	0
	MALAYSIA	47 123	34 790	22 265	24 560
	VIET NAM	35 312	14 498	0	0
	INDIA	0	0	83	217
	INDONESIA	0	0	17 057	19 995
	SOUTH AFRICA	1 881	1 353	0	0
	AUSTRALIA	120 603	124 006	0	0
	UNITED STATES	569 879	338 522	1	1
	CANADA	0	0	26 711	18 698
	NETHERLANDS	101	70	96 498	67 201
	GERMANY, FED. REP. OF	379	1 575	14 468	23 149
	AUSTRIA	0	0	50 465	47 672
	SWEDEN	247 527	279 645	348 249	475 786
	SPAIN	0	0	315 880	542 822
	SUB TOTAL	**2 921 386**	**2 855 732**	**2 809 087**	**3 247 275 ***
4804411000	**ELECT GRADE INSULATING KRAFT PAPER, 150<WEIGHING< 225 G/M,UNBLEACHED**				
64147	JAPAN	0	0	1 031	5 362
	KOREA, REPUBLIC OF	181 466	158 306	0	0
	TAIWAN	846 988	963 175	509 935	537 792
	CHINA	173 583	177 817	2 229 284	1 008 216
	THAILAND	0	0	41	55
	SINGAPORE	93	49 169	248	8 228
	AUSTRALIA	0	0	52 790	32 201
	UNITED STATES	8	3 206	2 288	35 101
	UNITED KINGDOM	2 470	7 506	20 613	39 220
	FRANCE	1	2	0	0
	GERMANY, FED. REP. OF	0	0	1	65
	SPAIN	3	112	0	0
	SUB TOTAL	**1 204 612**	**1 359 293**	**2 816 231**	**1 666 240 ***

http://www.bps.go.id

HS / SITC	COMMODITY DESCRIPTION / COUNTRY OF ORIGIN	JANUARY - DECEMBER 2015		JANUARY - DECEMBER 2016	
		NET WEIGHT (KG)	CIF VALUE (US$)	NET WEIGHT (KG)	CIF VALUE (US$)
4804419000	**OTH ELECT GRADE INSULATING KRAFT PAPER,150<WEIGHING <225 G/M,UNBLEACHED**				
64147	JAPAN	167 925	287 377	206 346	368 832
	KOREA, REPUBLIC OF	386 145	257 748	3 074 288	1 224 086
	TAIWAN	1 106 900	640 413	421 133	494 487
	CHINA	8 043	7 568	1 809 783	738 456
	THAILAND	2 698 513	1 840 210	2 227 164	1 482 070
	SINGAPORE	13	903	404 809	276 862
	MALAYSIA	15 366	31 545	30 456	46 863
	VIET NAM	18 019	16 397	0	0
	AUSTRALIA	144 750	98 398	1 961 205	1 159 789
	UNITED STATES	4 237 282	3 899 399	7 659 299	6 259 949
	UNITED KINGDOM	22 472	45 387	30 692	73 816
	GERMANY, FED. REP. OF	9 962	49 095	15 777	69 674
	AUSTRIA	1 062 444	1 051 463	49 742	44 425
	FINLAND	0	0	680	537
	BULGARIA	49 887	38 867	0	0
	CZECH REPUBLIC	775 463	702 383	25 846	26 110
	RUSSIA FEDERATION	177 648	124 354	25 096	17 360
	SUB TOTAL	**10 880 832**	**9 091 507**	**17 942 316**	**12 283 316 ***
4804420000	**BLEACHED UNIFORMLY THROUGHOUT THE MASS&>95% WOOD FIBRES,150<WEIGH<225 G/M**				
64147	CHINA	0	0	242 690	137 566
	SWEDEN	0	0	19 173	38 632
	SUB TOTAL	**0**	**0**	**261 863**	**176 198 ***
4804491000	**OTHER KRAFTPAPER& PAPERBOARD 150<WEIGHING < 225 G/M FOODBOARD**				
64147	TAIWAN	0	0	2 908 215	1 032 416
	CHINA	481	660	2 905 421	1 250 749
	THAILAND	0	0	92 860	61 318
	SUB TOTAL	**481**	**660**	**5 906 496**	**2 344 483 ***
4804499000	**OTHER KRAFTPAPER& PAPERBOARD 150< WEIGHING< 225 G/M**				
64147	JAPAN	106	1 093	0	0
	HONG KONG	6 365	50 691	5 908	53 660
	KOREA, REPUBLIC OF	8 354	97 795	3 676	47 331
	CHINA	226 443	824 989	142 135	561 323
	SINGAPORE	6 162	42 468	0	0
	MALAYSIA	0	0	12	3
	INDIA	0	0	50	201
	AUSTRALIA	0	0	17	478
	UNITED STATES	833	14 664	0	0
	DOMINICAN REPUBLIC	418	8 460	0	0
	GERMANY, FED. REP. OF	164 128	436 511	92 250	195 787
	SWITZERLAND	0	0	10 535	27 923
	SWEDEN	360	2 044	795	4 739
	IRELAND	111	459	0	0
	ITALY	101	641	0	0
	SUB TOTAL	**413 381**	**1 479 815**	**255 378**	**891 445 ***
4804511000	**ELECT GRADE INSULATING KRAFT PAPER,PRESS BOARD WEIGHING >600G/M,UNBLEACHED**				
64148	JAPAN	0	0	21	4 997
	CHINA	182 934	120 417	752 789	492 539
	TURKEY	109	660	0	0
	AUSTRALIA	0	0	52 040	32 006
	SLOVENIA	0	0	100 303	50 752
	SUB TOTAL	**183 043**	**121 077**	**905 153**	**580 294 ***
4804512000	**OTH WET STRENGHT 40G TO 60G,FOR PLYWOODADHESIVE TAPE,WEIGH>225G/M,UNBLEACHED**				
64148	JAPAN	0	0	1	169
	TAIWAN	0	0	500	971
	CHINA	0	0	154	1 746
	ITALY	2 000	45 326	0	0
	SUB TOTAL	**2 000**	**45 326**	**655**	**2 886 ***
4804519000	**OTH THAN WET STRENGHT 40G TO 60G,/PLY WOOD ADHESIVE TAPE,WEIGH>225G/M,UNBLEACHED**				
64148	HONG KONG	68	773	6 268	9 083
	KOREA, REPUBLIC OF	817	1 902	0	0

http://www.bps.go.id

HS / SITC	COMMODITY DESCRIPTION / COUNTRY OF ORIGIN	JANUARY - DECEMBER 2015		JANUARY - DECEMBER 2016	
		NET WEIGHT (KG)	CIF VALUE (US$)	NET WEIGHT (KG)	CIF VALUE (US$)
	CHINA	258 726	164 945	45 974	58 644
	THAILAND	19 574	30 252	0	0
	SINGAPORE	2 467	5 362	3 812	6 645
	MALAYSIA	0	0	49 547	22 353
	INDIA	152 334	81 025	0	0
	TURKEY	4 741	45 162	0	0
	AUSTRALIA	3 756 550	2 339 930	2 673 837	1 650 177
	UNITED STATES	2 557	5 145	0	0
	NETHERLANDS	317	2 806	0	0
	FRANCE	0	0	9 922	24 507
	GERMANY, FED. REP. OF	26 319	68 219	74 883	247 585
	SWITZERLAND	14 616	175 909	0	0
	BOSNIA AND HERZEGOVINA	0	0	30	668
	SUB TOTAL	**4 239 086**	**2 921 430**	**2 864 273**	**2 019 662 ***
4804520000	**BLEACHED OF KIND USED IN THE MANUFACT OF GYPSUM BOARDS**				
64148	CHINA	345 288	548 872	24 370	39 961
	UNITED STATES	76 620	128 458	0	0
	MEXICO	96 743	194 423	0	0
	SWEDEN	289 924	273 317	467 249	422 462
	SPAIN	288 502	484 373	24 415	38 067
	RUSSIA FEDERATION	0	0	23 562	20 617
	SUB TOTAL	**1 097 077**	**1 629 443**	**539 596**	**521 107 ***
4804590000	**OTHER KRAFTPAPER& PAPERBOARD WEIGHING 225 G/M OR MORE**				
64148	JAPAN	118 713	305 139	66 947	154 478
	HONG KONG	62	5 595	0	0
	KOREA, REPUBLIC OF	250 075	535 943	43 921	100 388
	TAIWAN	101	150	0	0
	CHINA	317 441	306 321	5 498	10 470
	SINGAPORE	31 000	186 232	12 887	96 342
	MALAYSIA	1 470	15 706	56	302
	UNITED STATES	156	1 468	2	197
	FRANCE	2	44	25	360
	GERMANY, FED. REP. OF	8 276	23 036	13 275	30 185
	SPAIN	2 596	14 231	0	0
	SUB TOTAL	**729 892**	**1 393 865**	**142 611**	**392 722 ***
4805110000	**OTH UNCOATED PAPER&PAPERBOARD,IN ROLLSFLUTING PAPER,**				
64151	JAPAN	481 477	174 935	664 681	257 959
	HONG KONG	455 648	164 947	4 513 822	1 634 001
	KOREA, REPUBLIC OF	2 717 700	833 599	9 292 688	3 290 250
	TAIWAN	4 600	71 000	715 115	278 894
	CHINA	53 639	55 930	1 110 957	422 353
	SINGAPORE	0	0	7 073	4 542
	MALAYSIA	18	1 773	23 330	10 092
	NEW ZEALAND	906 601	326 377	0	0
	SWEDEN	0	0	590	3 843
	FINLAND	20 057	12 034	0	0
	SUB TOTAL	**4 639 740**	**1 640 595**	**16 328 256**	**5 901 934 ***
4805129000	**UNCOATED PAPER&PAPERBOARD,OTH SEMICHEMICAL,STRAW FLUTINGPAPER.ROLLS,SHEETS**				
64151	JAPAN	1 526	98 136	338	32 327
	KOREA, REPUBLIC OF	792	9 702	817	8 012
	CHINA	9 398	11 876	20	143
	NETHERLANDS	174	1 225	0	0
	GERMANY, FED. REP. OF	1	57	7	229
	SUB TOTAL	**11 891**	**120 996**	**1 182**	**40 711 ***
4805191000	**UNCOATED PAPER&PAPERBOARD,OTH FLUTINGPAPER**				
64151	JAPAN	0	0	218	1 051
	KOREA, REPUBLIC OF	713	3 453	27	220
	CHINA	0	0	1 766 591	617 249
	THAILAND	98 480	35 945	1 285 699	508 891
	AUSTRALIA	0	0	601 468	224 565
	SUB TOTAL	**99 193**	**39 398**	**3 654 003**	**1 351 976 ***

http://www.bps.go.id

HS / SITC	COMMODITY DESCRIPTION / COUNTRY OF ORIGIN	JANUARY - DECEMBER 2015		JANUARY - DECEMBER 2016	
		NET WEIGHT (KG)	CIF VALUE (US$)	NET WEIGHT (KG)	CIF VALUE (US$)
4805199000	**OTH UNCOATED PAPER AND PAPERBOARD, INROLLS OR SHEETS**				
64151	JAPAN	38 194	118 414	59 352	176 869
	HONG KONG	4 283	56 201	6 128	70 638
	KOREA, REPUBLIC OF	1 308 573	1 027 223	372 304	637 291
	TAIWAN	21 124	33 671	12 710 385	5 038 333
	CHINA	35 200	155 937	55 086	250 275
	THAILAND	5 354 697	2 338 736	12 964 513	5 400 966
	SINGAPORE	90 352	143 346	744 876	430 065
	PHILIPPINES	0	0	46 731	18 939
	MALAYSIA	0	0	23 390	9 495
	VIET NAM	1 081	5 813	594	3 356
	INDIA	4 711	6 030	10 211	19 686
	UNITED ARAB EMIRATES	0	0	732 607	281 711
	AUSTRALIA	1 062 550	324 856	2 046 784	802 297
	UNITED STATES	15 579	6 232	389 336	259 708
	CANADA	24 300	9 720	0	0
	GERMANY, FED. REP. OF	44 046	27 957	0	0
	SWEDEN	0	0	241 536	113 070
	POLAND	0	0	24 462	23 715
	SUB TOTAL	**8 004 690**	**4 254 136**	**30 428 295**	**13 536 414 ***
4805240000	**UNCOATED PAPER&PAPERBOARD,TESTLINERWEIGHING 150 G/M2 OR LESS**				
64154	KOREA, REPUBLIC OF	2 819 444	1 007 506	17 092 239	5 998 090
	TAIWAN	0	0	297 129	133 203
	CHINA	38 411	18 640	199 387	106 662
	THAILAND	91 757	38 538	5 317 261	2 298 733
	SINGAPORE	66 688	43 486	50 200	20 394
	PHILIPPINES	0	0	197 490	81 453
	UNITED ARAB EMIRATES	0	0	1 375 622	556 213
	AUSTRALIA	0	0	2 394 755	937 790
	GERMANY, FED. REP. OF	0	0	399 334	211 645
	SWITZERLAND	62	1 171	0	0
	SUB TOTAL	**3 016 362**	**1 109 341**	**27 323 417**	**10 344 183 ***
4805251000	**UNCOATED PAPER&PAPERBOARD,TESTLINERWEIGHING >= 150 G/M2**				
64154	JAPAN	83 055	40 947	130 317	79 677
	HONG KONG	0	0	542	991
	KOREA, REPUBLIC OF	0	0	608 923	229 264
	TAIWAN	0	0	3 949 933	2 015 911
	CHINA	0	0	2 034 389	932 970
	THAILAND	1 088 746	764 338	5 266 746	2 511 036
	SINGAPORE	0	0	250 842	178 339
	PHILIPPINES	0	0	446 812	185 428
	MALAYSIA	0	0	322 926	147 384
	VIET NAM	0	0	916 884	343 834
	AUSTRALIA	0	0	221 065	88 203
	GERMANY, FED. REP. OF	0	0	10 061	6 126
	SUB TOTAL	**1 171 801**	**805 285**	**14 159 440**	**6 719 163 ***
4805259000	**UNCOATED PAPER&PAPERBOARD,TESTLINER OTHOF WEIGHING >= 150 G/M2**				
64154	JAPAN	5 129 993	2 544 844	5 172 992	2 703 013
	KOREA, REPUBLIC OF	961 511	397 815	49 836	17 407
	TAIWAN	2 425 306	1 234 034	307 240	134 300
	CHINA	34	528	0	0
	THAILAND	1 300 116	630 556	4 243 882	2 032 315
	SINGAPORE	131 493	75 120	142 085	85 442
	MALAYSIA	951 084	606 647	2 255 692	1 312 204
	UNITED ARAB EMIRATES	0	0	48 551	19 663
	AUSTRALIA	112 646	77 050	16 614	9 388
	UNITED STATES	108 803	109 738	2	588
	SUB TOTAL	**11 120 986**	**5 676 332**	**12 236 894**	**6 314 320 ***
4805309000	**PAPER,SULPHITE WRAPPING PAPER, OTHCOLORED MATCH WRAPPING PAPER**				
64152	JAPAN	1 780	24 806	2 672	62 037
	HONG KONG	2 019 949	659 686	2 507 560	889 573
	KOREA, REPUBLIC OF	606 315	446 682	2 192 701	686 402
	TAIWAN	2 885 480	1 047 299	1 567 517	530 198
	CHINA	405 768	386 137	426 833	315 545
	MACAU	566	5 703	0	0

http://www.bps.go.id

HS / SITC	COMMODITY DESCRIPTION / COUNTRY OF ORIGIN	JANUARY - DECEMBER 2015		JANUARY - DECEMBER 2016	
		NET WEIGHT (KG)	CIF VALUE (US$)	NET WEIGHT (KG)	CIF VALUE (US$)
	SINGAPORE	4 297	17 169	2 614	11 156
	MALAYSIA	261 558	102 077	99 327	59 243
	VIET NAM	123 385	159 545	222 039	309 274
	INDIA	28	707	0	0
	TURKEY	7 120	43 850	3 820	27 127
	UNITED STATES	1 324	5 753	22 761	68 636
	GERMANY, FED. REP. OF	13	105	13 095	35 591
	SWITZERLAND	13	170	0	0
	NORWAY	2	24	0	0
	SPAIN	0	0	36	147
	SUB TOTAL	**6 317 598**	**2 899 713**	**7 060 975**	**2 994 929 ***
4805400000	**FILTER PAPER AND PAPERBOARD**				
64156	JAPAN	136 782	1 265 200	106 048	1 022 200
	HONG KONG	4 956	3 962	0	0
	KOREA, REPUBLIC OF	2 334 311	8 507 663	2 942 163	10 658 092
	TAIWAN	10 169	35 262	8 945	42 396
	CHINA	1 516 977	4 658 129	1 472 084	4 431 005
	THAILAND	474 278	2 378 158	667 478	2 887 487
	SINGAPORE	242 405	515 663	48 808	65 575
	PHILIPPINES	542	4 425	190	3 827
	MALAYSIA	2 048	7 227	238	2 656
	VIET NAM	0	0	44	769
	INDIA	675	11 733	822	4 274
	TURKEY	0	0	4	57
	NIGER	127	1 276	0	0
	AUSTRALIA	908	12 065	226	7 534
	UNITED STATES	916 761	6 725 059	412 734	2 540 516
	MEXICO	23 990	82 752	0	0
	UNITED KINGDOM	701 821	4 645 813	3 858	204 646
	NETHERLANDS	3 648	54 123	3 180	42 554
	FRANCE	0	0	21	258
	GERMANY, FED. REP. OF	567 184	3 655 772	156	11 642
	SWITZERLAND	2 290	11 558	0	0
	LUXEMBOURG	2 471	28 657	0	0
	SWEDEN	6	1 907	0	0
	ITALY	57 428	411 778	53 985	379 262
	SPAIN	54 989	254 252	53 487	180 169
	SUB TOTAL	**7 054 766**	**33 272 434**	**5 774 471**	**22 484 919 ***
4805500000	**FELT PAPER AND PAPERBOARD**				
64156	JAPAN	1 558	30 492	1 007	12 909
	HONG KONG	229 051	726 027	219 772	718 025
	KOREA, REPUBLIC OF	8 101	70 442	6 331	69 197
	TAIWAN	14 842	149 398	9 661	84 680
	CHINA	45 688	178 892	200 753	712 611
	THAILAND	0	0	1	1
	SINGAPORE	4	19	0	0
	MALAYSIA	0	0	99	363
	MYANMAR	31	278	0	0
	VIET NAM	421 266	495 330	509 320	626 334
	UNITED STATES	17 920	224 736	32 869	304 886
	UNITED KINGDOM	0	0	144	11 295
	GERMANY, FED. REP. OF	1	104	0	0
	CZECH REPUBLIC	167	3 614	25	1 280
	SUB TOTAL	**738 629**	**1 879 332**	**979 982**	**2 541 581 ***
4805911000	**PAPER USED AS PACKING OF FLAT GLASSPRODUCT, RESIN<0,6%,WG<150G/M**				
64159	JAPAN	1 243	29 177	3 083	76 889
	TAIWAN	0	0	1	1
	CHINA	44 986	102 965	26 903	74 338
	SINGAPORE	21	5	0	0
	INDIA	30	468	0	0
	UNITED KINGDOM	480	4 181	0	0
	SUB TOTAL	**46 760**	**136 796**	**29 987**	**151 228 ***
4805912000	**UNCOATED PAPER&PAPERBOARD,OTH BLOTTING,&JOSS PAPER,WEIGHING150G/M OR LESS**				
64159	HONG KONG	73 653	83 822	0	0
	TAIWAN	0	0	21 030	11 683

http://www.bps.go.id

HS / SITC	COMMODITY DESCRIPTION / COUNTRY OF ORIGIN	JANUARY - DECEMBER 2015		JANUARY - DECEMBER 2016	
		NET WEIGHT (KG)	CIF VALUE (US$)	NET WEIGHT (KG)	CIF VALUE (US$)
	CHINA	135 526	154 262	184 970	207 458
	SINGAPORE	3 398	10 793	0	0
	MALAYSIA	45 799	21 431	37 949	66 430
	SUB TOTAL	**258 376**	**270 308**	**243 949**	**285 571 ***
4805919000	**UNCOATED PAPER&PAPERBOARD,OTH BLOTTING,&JOSS PAPER,WEIGHING150G/M OR LESS**				
64159	JAPAN	135 307	1 281 441	113 962	995 456
	HONG KONG	142 574	563 756	58 596	492 595
	KOREA, REPUBLIC OF	1 020 260	5 323 424	4 856 242	9 748 393
	TAIWAN	78 993	231 948	60 858	173 078
	CHINA	468 558	374 415	252 452	218 904
	THAILAND	443	2 458	0	0
	SINGAPORE	110 577	67 280	967	6 559
	MALAYSIA	90 521	180 805	10 292	24 651
	VIET NAM	9 660	3 044	110	214
	INDIA	0	0	1	1
	BANGLADESH	1	2	60	298
	SRI LANKA	1 456	4 800	0	0
	UNITED STATES	298	18 561	80	2 896
	CANADA	0	0	2	2
	MEXICO	0	0	125 913	253 047
	BRAZIL	0	0	334 477	1 443 123
	UNITED KINGDOM	554 061	2 470 272	0	0
	NETHERLANDS	15	178	0	0
	GERMANY, FED. REP. OF	1 497 247	6 777 221	1 077 873	4 460 794
	AUSTRIA	237 662	388 110	499 045	839 327
	BELGIUM	0	0	212	1 423
	SWEDEN	233	1 714	0	0
	ITALY	668 929	3 074 668	894 428	4 335 891
	SPAIN	79	433	0	0
	RUSSIA FEDERATION	1 998 629	13 226 146	1 856 683	7 899 923
	SUB TOTAL	**7 015 503**	**33 990 676**	**10 142 253**	**30 896 575 ***
4805921000	**MULTI-PLY PAPER AND PAPERBOARD OF 150<WEIGHING<225G/M**				
64159	JAPAN	2	3	0	0
	HONG KONG	0	0	326	4 232
	KOREA, REPUBLIC OF	0	0	808	12 679
	CHINA	0	0	22 915	12 605
	GERMANY, FED. REP. OF	0	0	9	9
	SUB TOTAL	**2**	**3**	**24 058**	**29 525 ***
4805929000	**UNCOATED PAPER&PAPERBOARD OF OTH150<WEIGHING<225G/M**				
64159	CHINA	4 387 372	2 333 761	1 090 126	587 993
	THAILAND	35 457 311	19 545 002	41 896 079	21 311 224
	SINGAPORE	255	190	0	0
	AUSTRALIA	275 124	206 343	0	0
	UNITED STATES	0	0	2	337
	SWITZERLAND	0	0	46 860	26 482
	SPAIN	1 930 701	1 138 449	0	0
	SUB TOTAL	**42 050 763**	**23 223 745**	**43 033 067**	**21 926 036 ***
4805931000	**MULTI-PLY PAPER AND PAPERBOARD OF WEIGHING > 225G/M2**				
64159	HONG KONG	51 937	29 266	78 269	39 364
	KOREA, REPUBLIC OF	2 515	25 743	1 495	18 323
	TAIWAN	47 316	36 759	1 076	3 527
	CHINA	1 251 304	693 447	1 091 505	541 699
	MALAYSIA	1 900 880	1 160 930	1 903 408	1 154 729
	VIRGIN ISLANDS (BRITISH)	0	0	317	1 093
	NETHERLANDS	0	0	48 605	26 909
	GERMANY, FED. REP. OF	26 411	86 018	0	0
	FINLAND	24 297	33 325	19 140	25 773
	ITALY	0	0	39 461	94 476
	SUB TOTAL	**3 304 660**	**2 065 488**	**3 183 276**	**1 905 893 ***
4805932000	**BLOTTING PAPER OF OTHER WEIGHING > 225G/M2**				
64159	CHINA	0	0	43 086	49 002
	FRANCE	160 596	125 554	0	0
	GERMANY, FED. REP. OF	129 444	71 091	40 601	39 040

http://www.bps.go.id

HS / SITC	COMMODITY DESCRIPTION / COUNTRY OF ORIGIN	JANUARY - DECEMBER 2015		JANUARY - DECEMBER 2016	
		NET WEIGHT (KG)	CIF VALUE (US$)	NET WEIGHT (KG)	CIF VALUE (US$)
	AUSTRIA	79 691	59 267	40 002	32 454
	ITALY	21 700	21 401	43 154	27 011
	SUB TOTAL	**391 431**	**277 313**	**166 843**	**147 507 ***
4805939000	**OTH MULTI-PLY PAPER&BLOTTING PAPER OF OTHER WEIGHING > 225G/M2**				
64159	JAPAN	55 858	227 072	5 711	15 863
	HONG KONG	178	4 988	0	0
	KOREA, REPUBLIC OF	99 510	129 095	96 012	123 550
	TAIWAN	7 434	15 158	11 693	24 597
	CHINA	189 232	113 955	4 093	2 471
	THAILAND	5 697	20 947	6 142	17 924
	SINGAPORE	1 195	8 713	737	9 885
	MALAYSIA	304 182	194 250	540 075	316 732
	INDIA	346	3 182	0	0
	TURKEY	24 956	88 083	0	0
	UNITED STATES	6 887	75 118	357	4 452
	FRANCE	1	83	0	0
	GERMANY, FED. REP. OF	528 035	1 857 595	243 771	815 745
	SWITZERLAND	3 351	35 222	0	0
	SWEDEN	5 969	73 962	0	0
	FINLAND	5 975	8 152	210 664	269 955
	ITALY	15 923	9 549	0	0
	PORTUGAL	351	2 241	0	0
	POLAND	0	0	30	389
	SUB TOTAL	**1 255 080**	**2 867 365**	**1 119 285**	**1 601 563 ***
4806100000	**VEGETABLE PARCHMENT**				
64153	JAPAN	910	14 352	2 333	25 025
	KOREA, REPUBLIC OF	60	355	0	0
	TAIWAN	14 456	32 179	14 122	31 436
	CHINA	342 506	776 963	555 834	1 245 776
	THAILAND	20 549	95 639	12 906	58 256
	FRANCE	142 375	371 699	151 071	369 018
	GERMANY, FED. REP. OF	17 501	72 112	4 944	40 270
	RUSSIA FEDERATION	287 369	677 981	70 464	155 023
	SUB TOTAL	**825 726**	**2 041 280**	**811 674**	**1 924 804 ***
4806200000	**GREASEPROOF PAPERS**				
64153	JAPAN	490	1 597	0	0
	HONG KONG	14	83	20	82
	KOREA, REPUBLIC OF	43 385	78 769	22 695	40 991
	TAIWAN	158	20 417	151	989
	CHINA	1 127 583	1 200 341	840 282	1 210 711
	THAILAND	245	2 195	235	4 484
	SINGAPORE	6 335	42 395	0	0
	PHILIPPINES	6	269	0	0
	INDONESIA	16 881	21 075	0	0
	OMAN	0	0	51	89 079
	TURKEY	603	1 691	248	1 239
	UNITED ARAB EMIRATES	630	1 982	319	643
	AUSTRALIA	55	54	20	61
	NEW ZEALAND	0	0	15	165
	UNITED KINGDOM	7 738	65 971	49 847	79 734
	FRANCE	329 898	468 573	379 147	507 610
	GERMANY, FED. REP. OF	320 373	831 274	426 851	1 109 268
	AUSTRIA	15 230	25 434	26 001	44 320
	BELGIUM	19	62	34	790
	DENMARK	10	107	0	0
	NORWAY	13 898	37 839	0	0
	SWEDEN	1 533	3 851	0	0
	ITALY	14 313	21 970	62 862	94 467
	CZECH REPUBLIC	0	0	15	11
	SUB TOTAL	**1 899 397**	**2 825 949**	**1 808 793**	**3 184 644 ***
4806300000	**TRACING PAPERS**				
64153	JAPAN	31	124	10	4 164
	KOREA, REPUBLIC OF	91	4 646	294	3 810
	TAIWAN	11	94	0	0
	CHINA	74 327	102 949	73 060	214 046

http://www.bps.go.id

HS / SITC	COMMODITY DESCRIPTION / COUNTRY OF ORIGIN	JANUARY - DECEMBER 2015		JANUARY - DECEMBER 2016	
		NET WEIGHT (KG)	CIF VALUE (US$)	NET WEIGHT (KG)	CIF VALUE (US$)
	THAILAND	5	44	0	0
	NETHERLANDS	0	0	17 772	27 191
	GERMANY, FED. REP. OF	18 459	26 765	0	0
	SUB TOTAL	**92 924**	**134 622**	**91 136**	**249 211 ***
4806400000	**GLASSINE AND OTHER GLAZED TRANSPARENT OR TRANSLUCENT PAPERS**				
64153	JAPAN	33 118	169 784	164 039	328 343
	HONG KONG	42 354	87 859	37 265	74 052
	KOREA, REPUBLIC OF	464	5 287	0	0
	TAIWAN	192 921	289 069	628 130	787 772
	CHINA	1 820 524	1 812 350	2 242 824	2 269 226
	SINGAPORE	1	10	0	0
	INDIA	0	0	268	502
	UNITED STATES	15 437	18 460	160 724	189 654
	FRANCE	178 450	247 034	141 914	196 072
	GERMANY, FED. REP. OF	126 363	244 137	161 886	381 072
	SWITZERLAND	2	145	0	0
	FINLAND	2 203 302	3 152 611	59 076	79 092
	ITALY	1 491 573	2 018 666	537 628	896 284
	SPAIN	12	216	3	63
	SUB TOTAL	**6 104 521**	**8 045 628**	**4 133 757**	**5 202 132 ***
4807000000	**COMPOSITE PAPER AND PAPERBOARD NOTSURFACE-COATED OR IMPREGNATED**				
64192	JAPAN	52 855	155 077	22 215	98 951
	HONG KONG	178 437	1 285 655	45 562	914 398
	KOREA, REPUBLIC OF	510 599	1 107 255	212 595	517 151
	TAIWAN	4 940 550	2 076 767	4 160 579	1 554 633
	CHINA	234 220	236 566	451 566	474 849
	THAILAND	150 592	88 968	365 481	191 876
	SINGAPORE	614	17 650	25 226	33 202
	MALAYSIA	2 680 217	1 364 637	2 519 340	1 253 324
	MYANMAR	172 899	85 455	0	0
	VIET NAM	16 827	34 782	13	186
	PAKISTAN	0	0	50	579
	RWANDA	0	0	26	177
	UNITED STATES	8 975	38 115	0	0
	UNITED KINGDOM	44	200	63	150
	NETHERLANDS	345 780	208 113	690 412	392 305
	GERMANY, FED. REP. OF	6 766	29 333	191	1 047
	DENMARK	4 350	42 420	0	0
	SWEDEN	50 252	66 603	0	0
	ITALY	42 916	93 473	11 921	25 623
	SUB TOTAL	**9 396 893**	**6 931 069**	**8 505 240**	**5 458 451 ***
4808100000	**CORRUGATED PAPER&PAPERBOARD,WHETHEROR NOT PERFORATED,IN ROLLS OR SHEETS**				
64164	JAPAN	90 452	139 269	125 007	187 624
	HONG KONG	3 002	2 334	0	0
	KOREA, REPUBLIC OF	492 963	148 151	5	36
	TAIWAN	68	139	8 425	8 873
	CHINA	195 471	341 992	101 004	183 479
	THAILAND	1 430 617	2 070 040	1 626 603	2 170 874
	SINGAPORE	373 992	295 507	176 916	107 656
	MALAYSIA	2	315	0	0
	VIET NAM	296 200	327 880	396 558	463 476
	INDIA	1 481	700	98	47
	ALGERIA	365	1 680	0	0
	UNITED STATES	99 261	162 294	7 064	15 466
	MEXICO	2	162	3	87
	FRANCE	7	55	4	6
	SWITZERLAND	0	0	18	108
	SPAIN	1	4	0	0
	HUNGARY	2	44	0	0
	LATVIA	4 676	13 852	0	0
	SUB TOTAL	**2 988 562**	**3 504 418**	**2 441 705**	**3 137 732 ***
4808400010	**SACK KRAFTPAPER,CREPED,CRINKLED,WHETHER, NOT EMBOSSED /PERFORAT,ROLLS / SHEETS**				
64161	JAPAN	665 034	542 742	227 092	178 811
	KOREA, REPUBLIC OF	299 351	587 351	224 946	430 314
	CHINA	5 794	30 131	5 941	26 091

http://www.bps.go.id

HS / SITC	COMMODITY DESCRIPTION / COUNTRY OF ORIGIN	JANUARY - DECEMBER 2015		JANUARY - DECEMBER 2016	
		NET WEIGHT (KG)	CIF VALUE (US$)	NET WEIGHT (KG)	CIF VALUE (US$)
	SINGAPORE	3 225	5 071	2 103	3 623
	MALAYSIA	24 358	35 153	0	0
	UNITED KINGDOM	0	0	1 371	3 428
	CZECH REPUBLIC	841	6 241	0	0
	SUB TOTAL	**998 603**	**1 206 689**	**461 453**	**642 267 ***
4808400090	**OTH KRAFTPAPER,CREPED OR CRINKLE,WHETHER OR NOT EMBOSSED OR PERFORATED**				
64162	JAPAN	155 400	241 499	220 153	423 359
	HONG KONG	911	26 302	20	352
	KOREA, REPUBLIC OF	7 148	14 353	2 392	5 465
	CHINA	48 160	36 187	274 947	218 204
	SINGAPORE	859	7 536	2 597	30 213
	MALAYSIA	5 644	10 464	0	0
	INDIA	302	3 142	0	0
	UNITED STATES	1 241	10 950	4 183	15 499
	UNITED KINGDOM	102 399	359 127	86 150	266 924
	FRANCE	2 468	25 083	581	6 015
	GERMANY, FED. REP. OF	10 774	63 664	6 633	39 858
	AUSTRIA	0	0	309	1 811
	SWITZERLAND	10 317	45 167	19 991	167 118
	SWEDEN	159	950	542	3 297
	ITALY	1 074	7 310	0	0
	HUNGARY	191	1 744	0	0
	SUB TOTAL	**347 047**	**853 478**	**618 498**	**1 178 115 ***
4808902000	**PAPER&PAPERBOARD,OTH EMBOSSED FANCYPAPER USED PRINTING,COVER,LINING**				
64169	JAPAN	324	3 155	147	1 022
	CHINA	20 368	25 184	24 174	50 745
	SINGAPORE	764	8 136	40	2 554
	GERMANY, FED. REP. OF	0	0	204	1 248
	SWEDEN	17	107	0	0
	SUB TOTAL	**21 473**	**36 582**	**24 565**	**55 569 ***
4808903000	**PAPER&PAPERBOARD,EMBOSSED PAPERFANCYPAPER USED PRINTING,COVER,LINING**				
64169	JAPAN	5	937	0	0
	KOREA, REPUBLIC OF	1 687	6 571	16	139
	TAIWAN	84	1 368	0	0
	GERMANY, FED. REP. OF	0	0	1	144
	SUB TOTAL	**1 776**	**8 876**	**17**	**283 ***
4808909000	**OTH THAN PAPER&PAPERBOARD,OTH EMBOSSEDFANCYPAPER USED PRINTING,COVER,LINING**				
64169	JAPAN	328 209	1 054 961	191 448	839 657
	HONG KONG	2 829	3 494	2 160	29 899
	KOREA, REPUBLIC OF	64 171	555 903	15 805	131 804
	TAIWAN	55 009	100 326	10 580	30 870
	CHINA	385 606	1 277 779	95 599	388 379
	THAILAND	825	39 038	137	4 985
	SINGAPORE	383 965	417 385	407 329	1 014 766
	PHILIPPINES	422	857	0	0
	MALAYSIA	83 801	80 641	0	0
	VIET NAM	17 457	36 282	3 660	7 836
	INDIA	0	0	6	49
	PAKISTAN	5 747	7 930	0	0
	AUSTRALIA	3 264	30 152	4 626	42 295
	UNITED STATES	56	6 312	40	522
	NETHERLANDS	0	0	118	1 016
	FRANCE	0	0	3 673	21 246
	GERMANY, FED. REP. OF	319 546	1 253 108	202 606	1 140 773
	SWITZERLAND	11 698	34 918	0	0
	SWEDEN	5 588	22 299	396	2 497
	IRELAND	670	2 575	0	0
	ITALY	34 765	79 669	0	0
	SPAIN	16 484	65 307	2 026	7 806
	RUSSIA FEDERATION	426 070	324 738	0	0
	SUB TOTAL	**2 146 182**	**5 393 674**	**940 209**	**3 664 400 ***
4809200000	**SELF-COPY PAPER**				
64131	JAPAN	11	250	0	0

http://www.bps.go.id

HS / SITC	COMMODITY DESCRIPTION / COUNTRY OF ORIGIN	JANUARY - DECEMBER 2015		JANUARY - DECEMBER 2016	
		NET WEIGHT (KG)	CIF VALUE (US$)	NET WEIGHT (KG)	CIF VALUE (US$)
	HONG KONG	46	2 131	971	25 959
	KOREA, REPUBLIC OF	583	10 973	1 183	17 458
	TAIWAN	11 495	6 301	1	1
	CHINA	63 259	84 798	1 684	17 790
	SINGAPORE	3 018	6 625	0	0
	INDIA	0	0	30 419	16 002
	GERMANY, FED. REP. OF	13 696	18 299	0	0
	SUB TOTAL	**92 108**	**129 377**	**34 258**	**77 210 ***
4809901000	**OTH SELF-COPY PAPER**				
64131	JAPAN	7 112	108 540	6 934	132 963
	HONG KONG	19	1 109	0	0
	KOREA, REPUBLIC OF	507 146	1 447 234	397 261	1 072 528
	TAIWAN	23 680	514 436	6 454	126 403
	CHINA	73 656	86 169	15 170	14 540
	THAILAND	65 298	121 921	47 189	83 744
	SINGAPORE	7	75	0	0
	INDIA	36 360	28 401	36 090	21 242
	SAUDI ARABIA	0	0	287 152	427 109
	UNITED STATES	568	870	0	0
	SUB TOTAL	**713 846**	**2 308 755**	**796 250**	**1 878 529 ***
4809909000	**OTH SELF-COPY PAPER**				
64131	JAPAN	7 638	135 920	1 934	59 829
	HONG KONG	28	807	0	0
	KOREA, REPUBLIC OF	4 677 110	6 408 153	5 798 841	8 422 254
	TAIWAN	19 845	87 432	11 273	52 302
	CHINA	1 221 562	871 460	2 518 657	3 225 074
	THAILAND	174 143	250 141	941 363	1 168 472
	SINGAPORE	105 997	424 538	15 468	15 602
	MALAYSIA	617	8 928	0	0
	VIET NAM	3 279	22 136	262 377	124 218
	INDIA	0	0	1	27
	NIGERIA	1	32	0	0
	UNITED STATES	12 415	14 380	12 585	13 156
	UNITED KINGDOM	1	15	1	86
	NETHERLANDS	0	0	100 396	139 086
	GERMANY, FED. REP. OF	533 987	864 250	215 641	329 477
	SWITZERLAND	1	231	0	0
	SWEDEN	25 760	16 718	25 922	16 823
	ITALY	0	0	95	1 151
	RUSSIA FEDERATION	67 295	43 700	75 363	44 535
	SUB TOTAL	**6 849 679**	**9 148 841**	**9 979 917**	**13 612 092 ***
4810131100	**PAPER&PAPERBOARD FOR PHOTO,HEAT,ELECT.IN ROLLS PAPERS OF WIDTH <15CM**				
64132	JAPAN	149	5 933	478	11 143
	KOREA, REPUBLIC OF	53	624	0	0
	TAIWAN	0	0	238	7 793
	CHINA	896	36 004	0	0
	MALAYSIA	16	97	0	0
	UNITED STATES	0	0	9	121
	PANAMA	60	218	0	0
	CROATIA	0	0	39	453
	SUB TOTAL	**1 174**	**42 876**	**764**	**19 510 ***
4810131900	**PAPER&PAPERBOARD FOR PHOTO,HEAT,ELECT.IN ROLLS PAPERS OF OTH WIDTH <15CM**				
64132	JAPAN	1 111 831	954 367	51	980
	HONG KONG	0	0	75 159	56 847
	KOREA, DEM. PEOPLE'S REP.	500 287	430 018	204 598	203 571
	KOREA, REPUBLIC OF	113 182	105 095	2 625 117	2 099 409
	TAIWAN	1	1	156 294	103 936
	CHINA	61 502	123 687	301 160	371 384
	THAILAND	5 267	16 440	7 978	23 114
	SINGAPORE	2 181	5 751	68	3 412
	MALAYSIA	0	0	7	109
	UNITED STATES	0	0	11 269	1 641
	GERMANY, FED. REP. OF	0	0	20 484	24 171
	AUSTRIA	96 628	120 145	102 428	119 501
	BELGIUM	20 069	21 072	0	0

http://www.bps.go.id

HS / SITC	COMMODITY DESCRIPTION / COUNTRY OF ORIGIN	JANUARY - DECEMBER 2015		JANUARY - DECEMBER 2016	
		NET WEIGHT (KG)	CIF VALUE (US$)	NET WEIGHT (KG)	CIF VALUE (US$)
	DENMARK	10	30	0	0
	FINLAND	329 583	115 262	654 054	431 475
	SUB TOTAL	**2 240 541**	**1 891 868**	**4 158 667**	**3 439 550 ***
4810139110	**PAPER&PAPERBOARD FOR PHOTO,HEAT,ELECT.IN ROLLS PAPERS OF OTH WIDTH <15CM**				
64132	KOREA, REPUBLIC OF	116 235	534 137	0	0
	GERMANY, FED. REP. OF	252 104	1 528 542	0	0
	RUSSIA FEDERATION	603 408	4 547 761	0	0
	SUB TOTAL	**971 747**	**6 610 440**	**0**	**0 ***
4810139190	**PAPER&PAPERBOARD FOR PHOTO,HEAT,ELECT.IN ROLLS PAPERS OF WIDTH <15CM**				
64132	JAPAN	115	891	0	0
	KOREA, REPUBLIC OF	0	0	2 358	10 967
	TAIWAN	132 038	94 855	152 443	100 660
	CHINA	1 802 548	1 815 264	4 228 506	4 087 555
	SWEDEN	19 483	24 469	0	0
	FINLAND	0	0	72 904	103 233
	SUB TOTAL	**1 954 184**	**1 935 479**	**4 456 211**	**4 302 415 ***
4810139990	**PAPER & PAPERBOARD FOR WRITING OR PRINTING IN ROLLS OF A WIDTH >15 CM**				
64132	JAPAN	8 120 369	6 703 217	6 826 826	5 550 274
	HONG KONG	11 672 832	12 081 767	1 828 486	1 909 613
	KOREA, REPUBLIC OF	606 581	597 560	324 806	321 189
	TAIWAN	22	110	0	0
	CHINA	2 429 241	2 876 644	11 124 564	11 764 743
	THAILAND	0	0	47	750
	SINGAPORE	294 333	640 432	57 285	73 982
	PHILIPPINES	1 277	6 625	12 985	147 600
	MALAYSIA	337 924	1 476 129	159 879	807 882
	INDONESIA	0	0	29 749	58 180
	AUSTRALIA	4 182	5 352	0	0
	UNITED STATES	7 312 363	8 091 419	4 791 230	5 736 120
	UNITED KINGDOM	14 318	73 411	0	0
	NETHERLANDS	19 851	11 911	0	0
	GERMANY, FED. REP. OF	82 733	123 549	1 465 621	2 967 659
	AUSTRIA	56 001	37 103	0	0
	SWEDEN	534 858	732 804	1 179 310	1 802 108
	FINLAND	2 065 762	2 080 094	3 374 486	2 439 596
	ITALY	35 431	44 218	94	896
	SUB TOTAL	**33 588 078**	**35 582 345**	**31 175 368**	**33 580 592 ***
4810141100	**PAPER&PAPERBOARD FOR PHOTO,HEAT,ELECT. SENSITIVE 297<ONE SIDE<435MM,IN SHEETS**				
64132	JAPAN	592	35 284	0	0
	CHINA	2	2	0	0
	FRANCE	12	12	0	0
	SPAIN	3	3	0	0
	SUB TOTAL	**609**	**35 301**	**0**	**0 ***
4810141900	**PAPER&PAPERBOARD FOR PHOTO,HEAT,ELECT. OF WIDTH < 15CM**				
64132	JAPAN	2 713	18 792	1 867	16 296
	TAIWAN	1 039	7 193	0	0
	CHINA	96	20 237	303	319
	SUB TOTAL	**3 848**	**46 222**	**2 170**	**16 615 ***
4810149190	**PAPER&PAPERBOARD FOR PHOTO,HEAT,ELECT. SENSITIVE 297<ONE SIDE<435MM,IN SHEETS**				
64132	CHINA	0	0	9 507	29 603
	AMERICAN SAMOA	0	0	1	1
	SUB TOTAL	**0**	**0**	**9 508**	**29 604 ***
4810149910	**BANKNOTES PAPER IN SHEETS & UNFOLDED OFA WIDTH >15CM**				
64132	NETHERLANDS	0	0	2	405
	SUB TOTAL	**0**	**0**	**2**	**405 ***
4810149990	**PAPER & PAPERBOARD FOR WRITING OR PRINTING IN SHEETS & UNFOLDED OF A WIDTH >15CM**				
64132	CHINA	35 440	58 301	199 071	512 966

http://www.bps.go.id

HS / SITC	COMMODITY DESCRIPTION / COUNTRY OF ORIGIN	JANUARY - DECEMBER 2015		JANUARY - DECEMBER 2016	
		NET WEIGHT (KG)	CIF VALUE (US$)	NET WEIGHT (KG)	CIF VALUE (US$)
	SINGAPORE	5	71	0	0
	INDONESIA	0	0	142 548	115 889
	SUB TOTAL	**35 445**	**58 372**	**341 619**	**628 855 ***
4810191100	**OTHER PAPER & PAPERBOARD FOR WRITING ORPRINTING IN SHEETS**				
64132	KOREA, REPUBLIC OF	20 821	20 942	0	0
	CHINA	0	0	251 743	179 051
	SUB TOTAL	**20 821**	**20 942**	**251 743**	**179 051 ***
4810191910	**OTHER BANKNOTES PAPER**				
64132	SWEDEN	238	1 591	0	0
	SUB TOTAL	**238**	**1 591**	**0**	**0 ***
4810191990	**OTHER PAPER & PAPERBOARD FOR WRITING ORPRINTING IN SHEETS**				
64132	JAPAN	390 628	315 011	285 786	204 754
	HONG KONG	529 519	394 667	0	0
	KOREA, REPUBLIC OF	951 756	669 374	1 125 128	670 286
	TAIWAN	47 385	43 790	28 428	72 809
	CHINA	1 003 491	871 472	5 394 419	2 730 609
	SINGAPORE	1 355	5 819	0	0
	MALAYSIA	138 952	83 372	0	0
	UNITED STATES	189	785	0	0
	VIRGIN ISLANDS (BRITISH)	68 719	49 134	0	0
	NORWAY	0	0	246 698	148 019
	ITALY	18 418	28 024	8 225	9 108
	SUB TOTAL	**3 150 412**	**2 461 448**	**7 088 684**	**3 835 585 ***
4810199190	**OTHER PAPER & PAPERBOARD FOR WRITING ORPRINTING IN SHEETS**				
64132	JAPAN	112 148	91 961	0	0
	KOREA, REPUBLIC OF	1 955 871	1 645 613	0	0
	CHINA	238 267	193 070	30 102	29 870
	THAILAND	23 695	23 878	0	0
	GERMANY, FED. REP. OF	0	0	51 049	66 364
	ITALY	1 145	1 932	0	0
	SUB TOTAL	**2 331 126**	**1 956 454**	**81 151**	**96 234 ***
4810199910	**OTHER BANKNOTES PAPER**				
64132	UNITED KINGDOM	0	0	5 435	156 598
	SWEDEN	139	870	0	0
	ITALY	73	2 849	0	0
	SUB TOTAL	**212**	**3 719**	**5 435**	**156 598 ***
4810199990	**OTHER PAPER & PAPERBOARD FOR WRITING ORPRINTING IN SHEETS**				
64132	JAPAN	372 404	2 072 123	675 077	3 179 822
	HONG KONG	2 329	12 407	60 173	86 590
	KOREA, REPUBLIC OF	1 854 522	1 568 713	140 720	209 987
	TAIWAN	5 220	4 869	1 178	1 140
	CHINA	990 531	747 895	571 318	405 940
	THAILAND	22 063	22 492	116 969	118 139
	SINGAPORE	174 903	286 774	15 252	13 904
	MALAYSIA	18 138	11 794	16	421
	INDONESIA	130 912	110 017	0	0
	UNITED STATES	3 188	8 901	0	0
	UNITED KINGDOM	163 158	1 738 278	90 087	778 444
	NETHERLANDS	133 483	95 182	30 403	24 590
	GERMANY, FED. REP. OF	735 069	631 899	120 227	97 214
	AUSTRIA	36 138	28 731	25 251	19 892
	BELGIUM	139 064	93 959	0	0
	SWEDEN	0	0	19 795	15 931
	FINLAND	0	0	41 948	36 136
	ITALY	37 046	64 669	0	0
	SUB TOTAL	**4 818 168**	**7 498 703**	**1 908 414**	**4 988 150 ***
4810221100	**LIGHT WEIGHT COATED PAPER,ELECTCARDIOGRP,ULTRASONOGRAPH,SPIROMETER,ETC**				
64134	KOREA, REPUBLIC OF	6	133	0	0

http://www.bps.go.id

HS / SITC	COMMODITY DESCRIPTION / COUNTRY OF ORIGIN	JANUARY - DECEMBER 2015		JANUARY - DECEMBER 2016	
		NET WEIGHT (KG)	CIF VALUE (US$)	NET WEIGHT (KG)	CIF VALUE (US$)
	GERMANY, FED. REP. OF	35 963	29 490	0	0
	SUB TOTAL	**35 969**	**29 623**	**0**	**0 ***
4810221900	**LIGHT WEIGHT COATED PAPER; OTH ELECT,CARDIOGRAPH,ULTRASONOGRAPH,ETC**				
64134	JAPAN	1 795 057	1 186 992	1 386 380	833 206
	HONG KONG	95 437	47 719	25	252
	KOREA, REPUBLIC OF	0	0	1 118	37 965
	CHINA	21 774	34 173	72 961	72 763
	MALAYSIA	5	512	0	0
	UNITED STATES	78	4 385	0	0
	ECUADOR	124 318	66 511	0	0
	UNITED KINGDOM	44 615	28 560	0	0
	GERMANY, FED. REP. OF	163 057	93 647	0	0
	BELGIUM	180 279	154 226	0	0
	SWEDEN	123 798	63 276	0	0
	FINLAND	226 948	194 742	155 134	122 556
	SUB TOTAL	**2 775 366**	**1 874 743**	**1 615 618**	**1 066 742 ***
4810229100	**OTH LIGHT WEIGHT COATED PAPER,IN ROLL OF A WIDTH 15CM<ONE SIDE<36CM,UNFOLDED**				
64134	CHINA	235	2 997	135	950
	SINGAPORE	173	565	0	0
	SUB TOTAL	**408**	**3 562**	**135**	**950 ***
4810229900	**OTH LIGHT WEIGHT COATED PAPER**				
64134	JAPAN	359 107	275 278	1 022 358	758 471
	HONG KONG	6 187	9 186	199 480	263 163
	KOREA, REPUBLIC OF	65 340	94 532	0	0
	TAIWAN	722	1 417	4 332	9 865
	CHINA	179 530	164 277	517 323	541 620
	SINGAPORE	345 240	242 293	0	0
	AUSTRALIA	252 684	181 312	0	0
	UNITED STATES	223 031	787 328	304 384	1 033 431
	CANADA	29 502	51 877	38 540	68 324
	UNITED KINGDOM	844 952	727 646	374 963	277 385
	NETHERLANDS	342 668	375 184	190 181	199 925
	FRANCE	0	0	275 246	4 704 334
	GERMANY, FED. REP. OF	320 611	453 267	418 835	574 578
	BELGIUM	97 432	96 542	38 183	37 420
	LUXEMBOURG	13 100	161 831	0	0
	SWEDEN	78 891	85 845	0	0
	FINLAND	4 610 535	3 692 276	5 752 104	4 519 253
	ITALY	338 053	268 932	67	264
	SUB TOTAL	**8 107 585**	**7 669 023**	**9 135 996**	**12 988 033 ***
4810291900	**OTH PAPER OF A KIND USED FOR PRINTNG,OTH ELECTCADIOGRAP,ULTRASONOGRAP,ETC**				
64134	JAPAN	12 491	11 671	3	72
	HONG KONG	407 932	1 818 267	151 869	575 209
	KOREA, REPUBLIC OF	0	0	8 797	16 641
	CHINA	23 952	28 174	0	0
	GERMANY, FED. REP. OF	4	31	0	0
	SUB TOTAL	**444 379**	**1 858 143**	**160 669**	**591 922 ***
4810299100	**OTH PAPER OF A KIND USED FOR PRINTNG,WIDTH 15CM<ONE SIDE<36CM,UNFOLDED**				
64134	HONG KONG	4	1 116	0	0
	CHINA	175 289	344 891	88 611	206 436
	MALAYSIA	32 649	92 209	6 685	19 349
	SWEDEN	0	0	62 923	67 708
	SUB TOTAL	**207 942**	**438 216**	**158 219**	**293 493 ***
4810299900	**OTH PAPER OF A KIND USED FOR PRINTNG**				
64134	JAPAN	51 350	32 979	14	1 199
	HONG KONG	21 994	44 507	33 548	36 706
	KOREA, REPUBLIC OF	1 466 330	1 105 311	10 181 906	7 915 143
	TAIWAN	149 023	114 713	80 759	54 533
	CHINA	751 957	637 359	2 800 040	2 061 185
	SINGAPORE	182	662	113	3 199
	PHILIPPINES	78	1 314	97 548	59 675

http://www.bps.go.id

HS / SITC	COMMODITY DESCRIPTION / COUNTRY OF ORIGIN	JANUARY - DECEMBER 2015		JANUARY - DECEMBER 2016	
		NET WEIGHT (KG)	CIF VALUE (US$)	NET WEIGHT (KG)	CIF VALUE (US$)
	MALAYSIA	50 382	37 641	24 760	15 525
	UNITED STATES	0	0	41 751	35 097
	FRANCE	10 121	34 378	0	0
	GERMANY, FED. REP. OF	718 492	637 157	982 452	732 248
	AUSTRIA	4	75	0	0
	BELGIUM	211 908	148 025	0	0
	SWEDEN	0	0	48 762	25 685
	FINLAND	1 892 338	1 690 021	1 262 825	992 352
	ITALY	37 615	60 716	6 546	11 153
	SUB TOTAL	**5 361 774**	**4 544 858**	**15 561 024**	**11 943 700 ***
4810313100	**BASE PAPER OF A KIND USED TO MANUFACTURE ALUMINIUM COATED PAPER,<=150 G/M2**				
64174	KOREA, REPUBLIC OF	472	2 299	0	0
	TAIWAN	1 559	5 699	47	277
	CHINA	317	659	0	0
	SUB TOTAL	**2 348**	**8 657**	**47**	**277 ***
4810313900	**OTHER BASE PAPER OF A KIND USED TO MANUF ALUMINIUM COATED PAPER,<=150 G/M2**				
64174	JAPAN	6	159	240	2 389
	HONG KONG	9	36	18	156
	TAIWAN	0	0	3 956	14 752
	CHINA	0	0	97 502	94 302
	SINGAPORE	77	771	0	0
	FRANCE	36 735	51 431	0	0
	SWEDEN	52	659	0	0
	SUB TOTAL	**36 879**	**53 056**	**101 716**	**111 599 ***
4810319100	**KRAFT PAPER,PAPERBOARD, NOT FOR WRITING,PRINTING, OTHER GRAFIC PURP, <=150 G/M2**				
64174	NETHERLANDS	212	3 956	0	0
	SUB TOTAL	**212**	**3 956**	**0**	**0 ***
4810319900	**OTH KRAFT PAPER,PAPERBOARD,NOT FOR WRTNG PRINTING, OTHER GRAFIC PURP, <=150 G/M2**				
64174	JAPAN	19 411	88 441	0	0
	HONG KONG	22	307	0	0
	KOREA, REPUBLIC OF	9 167	28 373	5 175	12 182
	TAIWAN	4	43	0	0
	CHINA	80 527	124 282	9 070	39 457
	GERMANY, FED. REP. OF	19 734	23 681	146 236	122 729
	BELGIUM	0	0	63 304	65 492
	SUB TOTAL	**128 865**	**265 127**	**223 785**	**239 860 ***
4810323000	**KRAFT PAPER,PAPERBOARD, NOT FOR WRITING,WIDTH<=15CM,SIDE<=36CM,WEIGHT>150G/M2**				
64175	CHINA	32 300	19 703	0	0
	SUB TOTAL	**32 300**	**19 703**	**0**	**0 ***
4810329000	**KRAFT PAPER,PAPERBOARD, NOT FOR WRITING,OTHER WEIGHT>150G/M2**				
64175	HONG KONG	77 166	81 950	76	903
	KOREA, REPUBLIC OF	0	0	50 539	36 893
	CHINA	5 979 848	5 156 481	18 354 698	11 295 673
	SINGAPORE	99 495	76 498	0	0
	MALAYSIA	0	0	174	4 314
	UNITED STATES	8 918 732	10 776 717	6 681 996	8 015 163
	GERMANY, FED. REP. OF	551 768	577 854	0	0
	FINLAND	8 680	10 607	19 951	32 329
	SUB TOTAL	**15 635 689**	**16 680 107**	**25 107 434**	**19 385 275 ***
4810393000	**OTH KRAFT PAPER,PAPERBOARD, NOT FORWRITING IN ROLLS WIDTH<=15CM,SIDE<=36CM**				
64176	JAPAN	5 048	593 059	6 430	473 127
	CHINA	148 016	501 530	128 239	384 635
	THAILAND	1 998	6 963	0	0
	SINGAPORE	0	0	78	787
	VIET NAM	1 054	9 195	1 900	13 568
	FRANCE	60	6 526	0	0
	SUB TOTAL	**156 176**	**1 117 273**	**136 647**	**872 117 ***

http://www.bps.go.id

HS / SITC	COMMODITY DESCRIPTION / COUNTRY OF ORIGIN	JANUARY - DECEMBER 2015		JANUARY - DECEMBER 2016	
		NET WEIGHT (KG)	CIF VALUE (US$)	NET WEIGHT (KG)	CIF VALUE (US$)
4810399000	**OTHER KRAFT PAPER,PAPERBOARD, NOT FORWRITING**				
64176	JAPAN	2 312	25 443	0	0
	HONG KONG	0	0	24	112
	KOREA, REPUBLIC OF	0	0	81	420
	TAIWAN	0	0	204 054	87 563
	CHINA	511 606	183 293	710 700	356 483
	SINGAPORE	1 530 554	835 761	506 990	263 633
	MALAYSIA	6 521	6 105	29 169	24 439
	GERMANY, FED. REP. OF	17	570	0	0
	SWITZERLAND	1	27	103	12 160
	SWEDEN	505 628	602 840	0	0
	ITALY	14 073	16 888	120 249	180 349
	SUB TOTAL	**2 570 712**	**1 670 927**	**1 571 370**	**925 159 ***
4810924000	**OTHER PAPER & PAPERBOARD, MULTIPLYRECTANG < 15 X 36 CM2**				
64177	JAPAN	27	623	9	1 803
	HONG KONG	5 168	39 202	2 853	29 607
	CHINA	532	3 594	319	861
	UNITED KINGDOM	25	55	5	12
	GERMANY, FED. REP. OF	0	0	2	3
	SUB TOTAL	**5 752**	**43 474**	**3 188**	**32 286 ***
4810929000	**OTHER PAPER & PAPERBOARD, MULTIPLY OTHRECTANG < 15 X 36 CM2**				
64177	HONG KONG	86 096	83 086	1 436	101
	KOREA, REPUBLIC OF	9 034 729	5 517 692	22 339 926	11 715 311
	TAIWAN	74 814	30 099	29 738 444	11 168 043
	CHINA	4 341 083	3 689 001	7 738 928	5 079 296
	THAILAND	1 087 617	714 046	72 045	63 561
	SINGAPORE	14 888	12 911	393 592	446 900
	MALAYSIA	70 592	61 810	202 542	223 502
	VIET NAM	4 340	5 751	0	0
	NEW ZEALAND	74 266	41 589	152 890	84 608
	UNITED STATES	12 547	20 369	2 788	3 663
	UNITED KINGDOM	10 988	39 557	11 740	39 800
	NETHERLANDS	112 981	57 530	94 422	49 182
	FRANCE	40	1 555	3	139
	GERMANY, FED. REP. OF	1 639 943	2 061 611	40 464	60 186
	AUSTRIA	200 857	155 666	142 624	107 307
	SWEDEN	2 562 983	3 268 687	1 352 552	1 462 561
	FINLAND	1 069 364	1 277 333	1 610 318	1 849 884
	ITALY	89	3 994	0	0
	SPAIN	12 192	7 975	0	0
	SUB TOTAL	**20 410 409**	**17 050 262**	**63 894 714**	**32 354 044 ***
4810999000	**OTH PAPER AND PAPERBOARD OF MULTIPLY OTH RECTANG < 15 X 36 CM2**				
64177	JAPAN	33 371	170 642	1 759	5 451
	HONG KONG	1 316	2 465	50 198	17 704
	KOREA, REPUBLIC OF	234 529	716 331	116 711	312 806
	TAIWAN	26 124	33 361	98 420	121 516
	CHINA	378 367	488 167	1 325 100	927 806
	SINGAPORE	64 197	118 187	42 436	97 491
	MALAYSIA	45 533	166 160	8 224	104 409
	VIET NAM	54 826	85 474	31 067	111 851
	INDIA	0	0	25	216
	INDONESIA	0	0	11	163
	UNITED STATES	543	21 634	4	166
	UNITED KINGDOM	673	55 674	19	230
	NETHERLANDS	38 790	26 479	52 378	37 181
	GERMANY, FED. REP. OF	65 652	188 118	0	0
	SWITZERLAND	0	0	2	22
	SWEDEN	15 147	21 963	0	0
	FINLAND	5 654	7 039	0	0
	ITALY	794	5 296	0	0
	CROATIA	0	0	73	1 402
	SUB TOTAL	**965 516**	**2 106 990**	**1 726 427**	**1 738 414 ***
4811102100	**FLOOR COVERING ON A BASE OF PAPER ORPAPERBOARD,IN ROLL <15CM, RECT<15X36CM2**				
64173	JAPAN	367	3 220	0	0
	KOREA, REPUBLIC OF	21	43	64	380

http://www.bps.go.id

HS / SITC	COMMODITY DESCRIPTION / COUNTRY OF ORIGIN	JANUARY - DECEMBER 2015		JANUARY - DECEMBER 2016	
		NET WEIGHT (KG)	CIF VALUE (US$)	NET WEIGHT (KG)	CIF VALUE (US$)
	SINGAPORE	165	4 686	1	127
	UNITED STATES	0	0	17	257
	SUB TOTAL	**553**	**7 949**	**82**	**764 ***
4811102900	**OTHER BITUMINISED/ASPHALTED PAPER&PAPERBOARD IN ROLL <15CM, RECT<15X36CM2**				
64173	JAPAN	3 482	41 056	84	1 116
	HONG KONG	73 230	217 124	74 825	245 402
	KOREA, REPUBLIC OF	2 096	19 321	5 968	80 753
	TAIWAN	110	436	15	222
	CHINA	34 396	139 099	805	23 437
	SINGAPORE	105	1 744	0	0
	MALAYSIA	2	2	0	0
	VIET NAM	0	0	2	2
	INDIA	100	961	0	0
	AUSTRALIA	0	0	3	169
	UNITED STATES	352	3 875	23	452
	BELGIUM	0	0	406	1 360
	ITALY	1 503	6 027	7 960	32 304
	SUB TOTAL	**115 376**	**429 645**	**90 091**	**385 217 ***
4811109100	**FLOOR COVERING ON A BASE OF PAPER ORPAPERBOARD,IN OTHER SIZE**				
64173	KOREA, REPUBLIC OF	16	546	0	0
	SINGAPORE	430	3 019	0	0
	SUB TOTAL	**446**	**3 565**	**0**	**0 ***
4811109900	**OTHER BITUMINISED/ASPHALTED PAPER &PAPERBOARD,IN OTHER SIZE**				
64173	JAPAN	47 637	206 655	12 698	189 139
	HONG KONG	601	9 799	1 519	24 482
	KOREA, REPUBLIC OF	31 206	86 159	4 555	29 186
	TAIWAN	285 942	1 625 185	398 563	1 722 025
	CHINA	121 713	299 940	212 486	470 667
	THAILAND	0	0	2 374	7 688
	SINGAPORE	2 332	45 360	2 124	47 592
	MALAYSIA	22 452	79 573	1 207	12 047
	VIET NAM	1 752	6 082	853	6 151
	INDIA	80	777	0	0
	GERMANY, FED. REP. OF	161 488	256 764	10 422	26 104
	AUSTRIA	11	213	0	0
	BELGIUM	9	2	0	0
	SWITZERLAND	0	0	1	14
	SWEDEN	5 991	11 638	7 017	14 021
	ITALY	2 157	21 499	50 668	155 641
	SUB TOTAL	**683 371**	**2 649 646**	**704 487**	**2 704 757 ***
4811412000	**GUMMED OR ADHESIVE PAPER&PAPERBOARD,SELF-ADHESIVE,RECTANG<15X36CM2**				
64178	JAPAN	55 182	924 598	17 407	295 126
	HONG KONG	11 379	252 916	6 034	146 509
	KOREA, REPUBLIC OF	1 139	4 932	1 147	5 482
	TAIWAN	16 769	90 573	67 378	169 311
	CHINA	45 798	389 403	41 266	299 544
	THAILAND	62 876	548 850	45 368	395 603
	SINGAPORE	10 478	151 846	3 616	19 369
	MALAYSIA	1 769	2 988	21 484	26 179
	VIET NAM	15 633	160 257	26 275	107 331
	NEW ZEALAND	0	0	3	553
	UNITED STATES	1 343	4 408	161	1 826
	UNITED KINGDOM	48	537	0	0
	GERMANY, FED. REP. OF	632	18 025	469	16 171
	AUSTRIA	7 926	44 650	5 044	28 800
	ITALY	467	15 529	461	15 510
	SUB TOTAL	**231 439**	**2 609 512**	**236 113**	**1 527 314 ***
4811419000	**GUMMED/ADHESIVE PAPER&PAPERBOARD,OTHSELF-ADHESIVE,IN OTHER SIZE**				
64178	JAPAN	775 390	3 026 573	1 354 776	4 158 760
	HONG KONG	26 700	198 160	43 012	267 268
	KOREA, REPUBLIC OF	92 779	877 131	65 505	714 189
	TAIWAN	1 017 071	3 327 637	1 313 149	4 305 800
	CHINA	2 678 015	4 337 985	3 206 461	4 058 560

http://www.bps.go.id

HS / SITC	COMMODITY DESCRIPTION / COUNTRY OF ORIGIN	JANUARY - DECEMBER 2015		JANUARY - DECEMBER 2016	
		NET WEIGHT (KG)	CIF VALUE (US$)	NET WEIGHT (KG)	CIF VALUE (US$)
	THAILAND	493 956	1 330 496	543 017	1 365 904
	SINGAPORE	207 839	1 224 674	130 744	820 215
	MALAYSIA	7 185 819	17 779 994	7 943 181	17 568 425
	VIET NAM	62 480	577 240	32 469	176 970
	INDIA	2 003	7 798	0	0
	PAKISTAN	7	54	0	0
	INDONESIA	1	3	0	0
	SOUTH AFRICA	0	0	7	414
	AUSTRALIA	1 513	13 843	31	944
	NEW ZEALAND	109	6 295	61	1 230
	UNITED STATES	178 905	1 716 232	348 023	2 090 363
	CANADA	20 632	169 883	39 049	345 593
	UNITED KINGDOM	1 519	59 732	436	7 581
	NETHERLANDS	0	0	30	150
	FRANCE	309	1 375	3 050	12 015
	GERMANY, FED. REP. OF	65 246	193 879	37 960	136 929
	AUSTRIA	0	0	1 648	10 430
	BELGIUM	19 219	54 649	39	2 202
	SWITZERLAND	0	0	82	1 619
	LUXEMBOURG	190	2 002	0	0
	SWEDEN	17 075	12 272	25 334	17 608
	FINLAND	69 291	661 303	64 545	492 289
	IRELAND	9	325	0	0
	ITALY	827 329	2 080 555	752 939	1 752 800
	SPAIN	1 489	35 031	592	13 994
	PORTUGAL	3	7	37	990
	ROMANIA	0	0	12	202
	SUB TOTAL	**13 744 898**	**37 695 128**	**15 906 189**	**38 323 444 ***
4811492000	**OTH GUMMED OR ADHESIVE PAPER&PAPERBOARD IN ROLL <15CM, RECT<15X36CM2**				
64178	JAPAN	15 832	102 898	25 702	291 556
	HONG KONG	14 122	348 357	24 250	514 708
	KOREA, REPUBLIC OF	3 497	60 801	1 374	23 432
	TAIWAN	2	12	9	402
	CHINA	348	1 680	13	836
	SINGAPORE	79	1 063	1 008	13 180
	INDIA	10	20	0	0
	AUSTRALIA	39	399	48	458
	NEW ZEALAND	0	0	1	102
	UNITED STATES	2	40	5 615	24 393
	AUSTRIA	2 964	17 926	3 542	18 634
	ITALY	6 779	81 209	0	0
	SUB TOTAL	**43 674**	**614 405**	**61 562**	**887 701 ***
4811499000	**OTH GUMMED OR ADHESIVE PAPER&PAPERBOARD,IN OTHER SIZE**				
64178	JAPAN	195 277	3 074 427	243 256	3 172 521
	HONG KONG	144 221	595 547	94 457	311 425
	KOREA, REPUBLIC OF	43 953	267 035	87 401	378 164
	TAIWAN	570 273	756 667	508 640	644 779
	CHINA	1 129 668	1 779 007	887 112	1 653 893
	THAILAND	14 463	25 940	0	0
	SINGAPORE	76 268	392 310	60 154	147 708
	MALAYSIA	38 690	477 585	25 392	303 820
	MYANMAR	0	0	149	7 091
	VIET NAM	0	0	6	35
	INDIA	211	1 192	0	0
	AUSTRALIA	2	42	0	0
	NEW ZEALAND	59	2 846	7	825
	UNITED STATES	172 701	522 639	3 279	82 123
	UNITED KINGDOM	16 924	298 532	26 582	411 535
	FRANCE	4 671	76 947	226	1 164
	GERMANY, FED. REP. OF	30 886	309 681	57 023	559 494
	DENMARK	1	1	0	0
	FINLAND	610 762	596 045	361 568	361 283
	ITALY	115 341	3 998 688	118 490	4 140 018
	SPAIN	125 638	1 419 128	41 167	416 041
	POLAND	0	0	15 341	103 886
	SUB TOTAL	**3 290 009**	**14 594 259**	**2 530 250**	**12 695 805 ***

http://www.bps.go.id

HS / SITC	COMMODITY DESCRIPTION / COUNTRY OF ORIGIN	JANUARY - DECEMBER 2015		JANUARY - DECEMBER 2016	
		NET WEIGHT (KG)	CIF VALUE (US$)	NET WEIGHT (KG)	CIF VALUE (US$)
4811513900	**OTH PAPER COATED,IMPREGNATED/COVEREDWITH PLASTIC,BLEACHED,WG>150G/M**				
64171	JAPAN	2 707	26 522	1 430	12 716
	KOREA, REPUBLIC OF	13	41	0	0
	CHINA	327 393	360 758	160 435	342 513
	MALAYSIA	2 634	8 373	0	0
	UNITED STATES	3 627 145	5 203 197	3 561 361	4 376 105
	NETHERLANDS	0	0	6 911	58 353
	GERMANY, FED. REP. OF	310 094	456 352	26	1 147
	SWEDEN	0	0	58	748
	FINLAND	2 024 408	2 755 361	3 711 579	4 547 089
	POLAND	41 650	36 283	929 146	823 979
	SUB TOTAL	**6 336 044**	**8 846 887**	**8 370 946**	**10 162 650 ***
4811519100	**FLOOR COVERING ON A PAPER COATED,IMPREGNTD WTH PLASTIC,BLEACHED,OTH SIZE**				
64171	INDIA	170 449	192 606	0	0
	SUB TOTAL	**170 449**	**192 606**	**0**	**0 ***
4811519900	**OTH PAPER COATED,IMPREGNATED/COVEREDWITH PLASTIC,BLEACHED,OTH SIZE**				
64171	JAPAN	257 166	1 500 550	202 844	1 341 283
	HONG KONG	1 133	1 600	5	103
	KOREA, REPUBLIC OF	23 668	241 366	9 812	129 488
	TAIWAN	57 355	131 716	13 454	35 144
	CHINA	2 541 299	3 737 866	3 084 665	4 381 448
	SINGAPORE	2	29	99	1 259
	MALAYSIA	123 800	542 480	0	0
	VIET NAM	0	0	16 656	97 610
	INDIA	62 306	80 381	19 580	28 194
	UNITED STATES	8 613	73 781	11 874	96 419
	UNITED KINGDOM	0	0	1 712	11 565
	NETHERLANDS	5 058	28 981	1 102	5 648
	FRANCE	51	1 417	0	0
	GERMANY, FED. REP. OF	7 700	78 905	1 637	12 586
	FINLAND	1 986 682	2 704 902	1 617 104	1 990 574
	ITALY	68 930	296 088	12 623	84 286
	SUB TOTAL	**5 143 763**	**9 420 062**	**4 993 167**	**8 215 607 ***
4811592000	**OTH PAPER COATED,IMPREGNATED/COVEREDWITH PLASTICS&ALUMINIUM FOIL**				
64172	JAPAN	268 728	993 750	309 544	1 224 008
	HONG KONG	122	81	0	0
	KOREA, REPUBLIC OF	168	1 311	60 584	208 649
	TAIWAN	680 626	967 061	1 786 337	2 320 130
	CHINA	537 981	1 586 743	965 345	2 294 963
	THAILAND	2 910 536	11 491 972	13 630	33 556
	SINGAPORE	21 277 521	87 811 742	25 832 115	79 161 231
	MALAYSIA	948	5 301	0	0
	INDIA	2 495 887	9 898 049	2 973 976	10 520 191
	PAKISTAN	48 093	175 466	6 666 693	22 880 152
	TURKEY	166 005	495 398	235 996	618 509
	UNITED STATES	19	1 103	10 136	15 457
	FRANCE	94	2 533	0	0
	GERMANY, FED. REP. OF	284 115	1 196 118	44 009	174 218
	SWEDEN	41 247	38 804	56 890	95 833
	ITALY	2 185	9 910	42 381	685 895
	POLAND	42	1 730	1 834	16 038
	SUB TOTAL	**28 714 317**	**114 677 072**	**38 999 470**	**120 248 830 ***
4811594100	**FLOOR COVERING ON A PAPER COATED,IMPREGWTH PLASTIC,UNBLEACHED,RECT<15X36CM2**				
64172	JAPAN	16 694	198 123	1 780	17 290
	KOREA, REPUBLIC OF	32 375	80 483	9 744	66 167
	CHINA	10 255	71 521	0	0
	UNITED STATES	1 013	10 580	0	0
	ITALY	1 474	12 250	495	4 113
	SUB TOTAL	**61 811**	**372 957**	**12 019**	**87 570 ***
4811594900	**OTH PAPER COATED,IMPREGNATED/COVEREDWITH PLASTIC,UNBLEACHED,RECT<15X36CM2**				
64172	JAPAN	95 474	939 209	143 975	1 589 639
	HONG KONG	1	23	0	0
	KOREA, REPUBLIC OF	24 694	187 673	18 602	196 477

http://www.bps.go.id

HS / SITC	COMMODITY DESCRIPTION / COUNTRY OF ORIGIN	JANUARY - DECEMBER 2015		JANUARY - DECEMBER 2016	
		NET WEIGHT (KG)	CIF VALUE (US$)	NET WEIGHT (KG)	CIF VALUE (US$)
	CHINA	39 090	91 425	22 749	86 174
	THAILAND	1 002 340	2 744 395	1 083 504	2 915 305
	SINGAPORE	604 662	2 328 548	141 115	552 530
	MALAYSIA	966	9 167	0	0
	VIET NAM	590	4 407	91	590
	INDIA	38 932	113 666	24 445	72 708
	PAKISTAN	71 925	205 653	11 155	31 064
	UNITED STATES	10 533	121 498	5 099	65 048
	UNITED KINGDOM	112	935	491	7 302
	NETHERLANDS	0	0	679	9 788
	GERMANY, FED. REP. OF	59	536	1 974	19 581
	DENMARK	0	0	8	2 647
	SWEDEN	30 699	49 482	45 975	108 009
	ITALY	10 924	92 079	19 664	203 417
	SUB TOTAL	**1 931 001**	**6 888 696**	**1 519 526**	**5 860 279 ***
4811599100	**FLOOR COVERING ON A PAPER COATED,IMPTDWITH PLASTICUN,BLEACHED,OTH SIZE**				
64172	THAILAND	0	0	30	588
	GERMANY, FED. REP. OF	0	0	44	742
	SUB TOTAL	**0**	**0**	**74**	**1 330 ***
4811599900	**OTH PAPER COATED,IMPREGNATED/COVEREDWITH PLASTIC,UNBLEACHED,OTHER SIZE**				
64172	JAPAN	222 153	2 413 694	236 250	2 622 142
	HONG KONG	16 033	50 184	1 386	11 042
	KOREA, REPUBLIC OF	6 115 854	18 565 149	3 519 711	10 586 640
	TAIWAN	81 247	354 443	73 137	360 611
	CHINA	1 672 415	2 815 795	2 824 562	3 888 592
	THAILAND	394 795	1 213 747	386 512	1 179 847
	SINGAPORE	62 616	315 442	16 864	53 238
	MALAYSIA	546 614	1 353 956	371 562	793 842
	VIET NAM	416 961	1 460 799	376 611	1 423 190
	INDIA	542 158	589 942	680 186	721 570
	INDONESIA	10 936	29 237	14 009	33 684
	TURKEY	0	0	1	4 084
	UNITED ARAB EMIRATES	98	2 349	0	0
	AUSTRALIA	261	6 307	206	2 919
	UNITED STATES	312 107	1 144 007	364 380	1 305 859
	CANADA	155	1 274	0	0
	NETHERLANDS	6 229	10 062	96 932	84 998
	GERMANY, FED. REP. OF	5 916	76 373	9 385	123 079
	AUSTRIA	17 645	36 214	23 249	83 547
	SWITZERLAND	0	0	7	4 072
	SWEDEN	63 526	149 878	120 122	188 709
	FINLAND	0	0	600 410	631 661
	ITALY	47 265	192 734	143 848	512 661
	SPAIN	8 095	43 075	4 010	22 905
	SUB TOTAL	**10 543 079**	**30 824 661**	**9 863 340**	**24 638 892 ***
4811602010	**PAPER COATED,IMPREGNATED/COVERED WITHWAX,PARAFFIN,STEARIN,OIL,RECT<15X36CM2**				
64179	JAPAN	717	25 126	0	0
	CHINA	52 406	72 457	35 756	43 791
	MALAYSIA	36 855	43 819	111 747	121 453
	INDIA	51 744	318 149	26 115	155 341
	TURKEY	16 116	104 947	6 840	40 718
	GERMANY, FED. REP. OF	0	0	587	7 242
	SUB TOTAL	**157 838**	**564 498**	**181 045**	**368 545 ***
4811602090	**OTH PAPER COATED,IMPREGNATED/COVEREDWTH WAX,PARAFFIN,STEARIN,OIL,RECT<15X36C**				
64179	JAPAN	860	20 433	2 392	62 688
	KOREA, REPUBLIC OF	0	0	5	6
	CHINA	84 059	93 976	33 810	22 996
	MALAYSIA	3	369	0	0
	UNITED STATES	2 282	8 378	0	0
	SUB TOTAL	**87 204**	**123 156**	**36 207**	**85 690 ***
4811609010	**PAPER COATED,IMPREGNATED/COVERED WITHWAX,PARAFFIN,STEARIN,OIL,OTH SIZE**				
64179	KOREA, REPUBLIC OF	7	54	0	0
	CHINA	52 490	161 049	46 575	156 465

http://www.bps.go.id

HS / SITC	COMMODITY DESCRIPTION / COUNTRY OF ORIGIN	JANUARY - DECEMBER 2015		JANUARY - DECEMBER 2016	
		NET WEIGHT (KG)	CIF VALUE (US$)	NET WEIGHT (KG)	CIF VALUE (US$)
	MALAYSIA	5 168	6 644	0	0
	BRAZIL	61	3 377	0	0
	SUB TOTAL	**57 726**	**171 124**	**46 575**	**156 465 ***
4811609090	**OTH PAPER COATED,IMPREGNATED/COVEREDWITH WAX,PARAFFIN,STEARIN,OIL,OTH SIZE**				
64179	JAPAN	1 423	17 505	632	4 480
	KOREA, REPUBLIC OF	590	6 549	2	3 900
	TAIWAN	2 638	33 496	6 928	27 077
	CHINA	855 599	1 528 935	588 612	1 245 171
	THAILAND	35 835	85 883	0	0
	VIET NAM	0	0	2 977	18 468
	FRANCE	11 649	36 592	0	0
	GERMANY, FED. REP. OF	304 795	514 661	130 810	220 724
	AUSTRIA	278 584	508 084	717 084	1 209 946
	FINLAND	211 861	275 419	0	0
	ITALY	58 666	95 039	0	0
	POLAND	0	0	8 781	56 484
	SUB TOTAL	**1 761 640**	**3 102 163**	**1 455 826**	**2 786 250 ***
4811904100	**FLOORING COVERING A PAPER,CELLULOSE WADD WEB OF CELL FIBR ROLL<15CM,RECT<15X36CM**				
64179	KOREA, REPUBLIC OF	1 118	10 694	0	0
	TAIWAN	0	0	1 075	3 600
	CHINA	27 134	43 837	27 245	36 546
	THAILAND	6 470	30 500	0	0
	SINGAPORE	100	1 011	0	0
	MALAYSIA	874 410	1 301 447	950 844	1 304 938
	UNITED STATES	1 334	11 813	0	0
	FRANCE	0	0	1	261
	GERMANY, FED. REP. OF	1	89	32 508	67 945
	SUB TOTAL	**910 567**	**1 399 391**	**1 011 673**	**1 413 290 ***
4811904900	**OTH PAPER, PAPERBOARD,CELLULOSE WADDINGWEB OF CELL FIBR ROLL<15CM,RECT<15X36CM2**				
64179	JAPAN	319	2 899	4 158	39 888
	HONG KONG	40 455	186 633	24 392	118 519
	KOREA, REPUBLIC OF	4 349	35 484	11 738	38 491
	TAIWAN	11 028	42 608	4 604	15 789
	CHINA	251 187	353 886	63 446	375 842
	THAILAND	112 608	331 193	135 599	507 246
	SINGAPORE	203	3 200	0	0
	VIET NAM	3 494	10 277	0	0
	INDIA	21	546	0	0
	UNITED STATES	85 382	282 974	94 791	368 746
	GERMANY, FED. REP. OF	95 158	135 795	5 765	21 396
	SWITZERLAND	0	0	264	4 984
	DENMARK	1	22	0	0
	ITALY	9 212	39 053	22 319	112 672
	POLAND	19 650	129 635	8 068	54 710
	SUB TOTAL	**633 067**	**1 554 205**	**375 144**	**1 658 283 ***
4811909100	**FLOORING COVERING A PAPER,CELLULOSE WADD WEB OF CELL FIBRES,OTHER SIZE**				
64179	JAPAN	80	1 678	0	0
	TAIWAN	5 866	6 234	1 762	7 362
	CHINA	10 058	67 325	179	1 017
	THAILAND	480	896	0	0
	SINGAPORE	0	0	22 620	117 861
	SUB TOTAL	**16 484**	**76 133**	**24 561**	**126 240 ***
4811909900	**OTH PAPER, PAPERBOARD,CELLULOSE WADDINGWEB OF CELL FIBRES,OTHER SIZE**				
64179	JAPAN	1 327 960	8 866 802	893 747	6 833 209
	HONG KONG	428 581	806 220	151 842	461 081
	KOREA, REPUBLIC OF	285 411	1 046 457	652 565	926 865
	TAIWAN	173 495	679 836	180 015	418 399
	CHINA	2 355 598	5 056 913	3 097 101	5 789 468
	THAILAND	1 066 339	2 002 795	974 641	1 533 865
	SINGAPORE	3 862 556	2 498 646	2 270 297	4 788 678
	MALAYSIA	118 022	1 013 076	329 908	899 311
	VIET NAM	43 522	182 829	34 113	96 264
	INDIA	327 115	422 149	370 263	420 848

http://www.bps.go.id

HS / SITC	COMMODITY DESCRIPTION / COUNTRY OF ORIGIN	JANUARY - DECEMBER 2015		JANUARY - DECEMBER 2016	
		NET WEIGHT (KG)	CIF VALUE (US$)	NET WEIGHT (KG)	CIF VALUE (US$)
	SRI LANKA	0	0	287	951
	UNITED ARAB EMIRATES	92 340	82 355	0	0
	QATAR	57	603	0	0
	AUSTRALIA	380	1 137	0	0
	UNITED STATES	103 925	468 537	73 985	327 033
	BRAZIL	1	5	0	0
	UNITED KINGDOM	5 625	32 069	1 719	8 205
	NETHERLANDS	9 694	19 074	1	125
	FRANCE	38 209	233 801	49 213	265 893
	GERMANY, FED. REP. OF	672 990	1 386 221	602 558	1 208 410
	AUSTRIA	0	0	1	43
	BELGIUM	1 082	10 360	4 356	41 912
	SWITZERLAND	1 154	20 869	208	3 874
	SWEDEN	921	4 035	3 374	12 042
	FINLAND	1 161 775	1 155 852	580 508	516 582
	IRELAND	49	734	0	0
	ITALY	391 883	669 198	263 529	490 444
	SPAIN	33 387	220 373	30 422	197 249
	POLAND	7 890	43 555	8 170	48 973
	AZERBAIJAN	0	0	65	815
	CZECH REPUBLIC	242	1 134	236	1 056
	SUB TOTAL	**12 510 203**	**26 925 635**	**10 573 124**	**25 291 595 ***
4812000000	**FILTER BLOCKS,SLABS&PLATES,OF PAPER PULP**				
64193	JAPAN	2 784	57 214	4 229	12 313
	KOREA, REPUBLIC OF	339	7 918	0	0
	TAIWAN	1 414	4 140	0	0
	CHINA	4 219	14 659	44	2 788
	THAILAND	1 094	38 809	0	0
	SINGAPORE	2 361	10 577	233	3 848
	MALAYSIA	411	2 101	0	0
	PAKISTAN	0	0	47	100
	UNITED STATES	0	0	14	971
	MEXICO	9	205	0	0
	UNITED KINGDOM	8	796	0	0
	FRANCE	14	1 471	1	5
	GERMANY, FED. REP. OF	6 296	66 437	3 398	35 847
	SWITZERLAND	3	29	182	1 963
	DENMARK	1 238	29 976	237	12 470
	ITALY	115	4 045	110	2 379
	GREECE	0	0	57	396
	SUB TOTAL	**20 305**	**238 377**	**8 552**	**73 080 ***
4813100000	**CIGARETTE PAPER,IN THE FORM OF BOOKLETSOR TUBES**				
64241	CHINA	1 102	13 883	100	794
	MALAYSIA	710	4 747	0	0
	AUSTRALIA	0	0	2	966
	UNITED KINGDOM	1	2	0	0
	NETHERLANDS	11 648	22 625	3 481	8 542
	FRANCE	880	12 858	0	0
	GERMANY, FED. REP. OF	405	13 812	0	0
	AUSTRIA	75 798	937 837	6 075	75 343
	SPAIN	936 776	4 380 684	842 259	3 954 025
	SUB TOTAL	**1 027 320**	**5 386 448**	**851 917**	**4 039 670 ***
4813200000	**CIGARETTE PAPER,IN THE FORM IN ROLLS OFA WIDTH NOT EXCEEDING 5 CM**				
64241	HONG KONG	0	0	20	354
	KOREA, REPUBLIC OF	23 508	167 386	272	1 940
	CHINA	627 241	8 101 443	1 691 625	10 115 102
	THAILAND	0	0	18	55
	SINGAPORE	0	0	26	359
	PHILIPPINES	98 348	1 250 617	1 954	15 455
	MALAYSIA	273	1 069	0	0
	VIET NAM	194 721	386 072	45 722	88 174
	BRAZIL	0	0	34	449
	FRANCE	54 942	273 569	88 761	367 903
	GERMANY, FED. REP. OF	68 411	217 928	23 492	110 870
	AUSTRIA	645 046	2 715 178	1 572 810	2 959 911
	BELGIUM	0	0	1 215	21 046
	SWITZERLAND	0	0	125	2 446

http://www.bps.go.id

HS / SITC	COMMODITY DESCRIPTION / COUNTRY OF ORIGIN	JANUARY - DECEMBER 2015		JANUARY - DECEMBER 2016	
		NET WEIGHT (KG)	CIF VALUE (US$)	NET WEIGHT (KG)	CIF VALUE (US$)
	ITALY	0	0	45	1 178
	SPAIN	1 680 230	4 948 298	990 356	3 093 390
	POLAND	0	0	10	120
	CZECH REPUBLIC	11 978	173 575	78	1 249
	SUB TOTAL	**3 404 698**	**18 235 135**	**4 416 563**	**16 780 001 ***
4813901000	**CIGARETTE PAPER,OTH IN THE OF BOOKLETS,TUBES & IN ROLLS,WIDTH <5 CM, COATED**				
64155	KOREA, REPUBLIC OF	6 189	63 212	21 655	116 191
	CHINA	31 839	143 635	136 634	410 923
	THAILAND	25 287	112 449	5 718	34 382
	PHILIPPINES	224 826	2 500 506	244 769	1 816 891
	MALAYSIA	2 415 923	16 224 847	2 095 941	13 767 977
	VIET NAM	42 139	144 501	24 230	120 604
	INDIA	373	3 920	0	0
	UNITED ARAB EMIRATES	386	2 608	1 023	8 119
	UNITED STATES	1 990	12 290	0	0
	BRAZIL	0	0	43	651
	UNITED KINGDOM	5 233	33 799	0	0
	FRANCE	202 598	1 164 468	201 435	1 127 599
	GERMANY, FED. REP. OF	95 014	324 082	120 426	338 466
	AUSTRIA	348 643	2 106 434	218 510	1 573 200
	HUNGARY	3 052	26 223	0	0
	CZECH REPUBLIC	72	1 082	222	4 960
	SUB TOTAL	**3 403 564**	**22 864 056**	**3 070 606**	**19 319 963 ***
4813909000	**CIGARETTE PAPER,OTH IN THE OF BOOKLETS,TUBES & IN ROLLS**				
64155	JAPAN	20 043	236 297	6 626	79 348
	HONG KONG	924	5 494	0	0
	KOREA, REPUBLIC OF	18 481	97 619	8 035	42 464
	TAIWAN	0	0	6 313	32 210
	CHINA	3 076 746	7 690 204	2 008 014	4 346 203
	THAILAND	254	2 889	0	0
	SINGAPORE	516 949	3 189 607	584 846	1 727 922
	PHILIPPINES	159 278	736 920	401 206	5 033 652
	MALAYSIA	55 396	308 494	34 564	188 181
	VIET NAM	60 324	148 017	26 752	51 520
	PANAMA	0	0	7 338	24 743
	BRAZIL	560	2 690	0	0
	UNITED KINGDOM	1	2	0	0
	FRANCE	40 503	140 839	61 222	241 090
	GERMANY, FED. REP. OF	399 972	1 013 429	494 481	1 184 652
	AUSTRIA	1 996 203	7 784 434	2 162 781	12 936 166
	DENMARK	0	0	1 417	5 209
	ITALY	25	740	0	0
	SPAIN	219 000	481 846	159 798	348 814
	POLAND	108	1 486	0	0
	CZECH REPUBLIC	3 485	46 150	11 544	98 521
	SUB TOTAL	**6 568 252**	**21 887 157**	**5 974 937**	**26 340 695 ***
4814200000	**WALLPAPER&SIMILAR WALL COVERINGS,CONSIST OF PEPER COALED WTH A GRAINED,COLOURED**				
64194	JAPAN	24 451	270 354	32 864	402 369
	HONG KONG	10 796	68 120	21	217
	KOREA, REPUBLIC OF	1 165 773	1 538 043	832 910	1 330 560
	TAIWAN	697 837	1 476 083	429 405	1 114 750
	CHINA	3 000 310	4 526 407	3 051 192	4 995 345
	THAILAND	11 107	10 663	78 771	121 671
	SINGAPORE	5 265	70 290	492	4 632
	MALAYSIA	35 090	40 176	55 480	62 227
	VIET NAM	181 089	100 191	25 970	19 101
	INDIA	54 712	270 076	62 269	214 685
	OMAN	0	0	2	162
	AUSTRALIA	41	960	0	0
	UNITED STATES	718	16 544	117	4 542
	UNITED KINGDOM	18 014	126 843	90	2 276
	NETHERLANDS	8 567	70 885	6 137	47 964
	FRANCE	0	0	31	492
	GERMANY, FED. REP. OF	4 860	43 505	1 459	9 380
	BELGIUM	6 286	27 529	7 615	21 951
	DENMARK	4	12	0	0
	FINLAND	0	0	34 255	37 766

http://www.bps.go.id

HS / SITC	COMMODITY DESCRIPTION / COUNTRY OF ORIGIN	JANUARY - DECEMBER 2015		JANUARY - DECEMBER 2016	
		NET WEIGHT (KG)	CIF VALUE (US$)	NET WEIGHT (KG)	CIF VALUE (US$)
	ITALY	2 488	16 553	90	6 623
	SPAIN	16	1 236	44	1 531
	SUB TOTAL	**5 227 424**	**8 674 470**	**4 619 214**	**8 398 244 ***
4814900000	**WINDOW TRANSPARENCIES OF PAPER**				
64194	JAPAN	100 538	442 599	69 883	491 316
	HONG KONG	901	10 622	7	1 326
	KOREA, REPUBLIC OF	439 811	542 935	718 854	970 262
	TAIWAN	70 947	78 116	92 521	132 010
	CHINA	1 073 357	1 443 976	1 220 841	1 652 286
	SINGAPORE	21 576	90 882	1 548	6 650
	MALAYSIA	25 797	84 039	34 687	43 399
	VIET NAM	173 063	445 814	197 263	706 490
	INDIA	5	56	0	0
	TURKEY	19	228	0	0
	UNITED STATES	16 757	170 738	903	25 559
	UNITED KINGDOM	784	33 110	3 376	6 023
	NETHERLANDS	236	2 916	12	402
	FRANCE	280	11 254	45	2 552
	GERMANY, FED. REP. OF	14 533	39 043	1 249	2 918
	BELGIUM	2 183	84 398	755	20 917
	SWEDEN	21	594	0	0
	ITALY	390	49 336	132	10 087
	SPAIN	39	870	0	0
	KYRGYZSTAN	0	0	839	6 456
	SUB TOTAL	**1 941 237**	**3 531 526**	**2 342 915**	**4 078 653 ***
4816201000	**SELF-COPY PAPER (OTHER THAN OF 48.09)INROLLS OF A WIDTH 25<ONESIDE<36CM**				
64242	HONG KONG	0	0	133	3 308
	KOREA, REPUBLIC OF	0	0	9	7
	CHINA	33	65	0	0
	SUB TOTAL	**33**	**65**	**142**	**3 315 ***
4816209000	**OTHER SELF-COPY PAPER (OTHER THAN OF48.09)**				
64242	JAPAN	121	2 297	164	3 584
	HONG KONG	172	1 563	962	110 830
	KOREA, REPUBLIC OF	303	3 119	39	1 936
	TAIWAN	0	0	236	3 003
	CHINA	21 127	79 988	18 416	124 664
	SINGAPORE	892	3 222	0	0
	VIET NAM	2 311	5 599	3 202	7 509
	UNITED KINGDOM	2 594	45 888	1 437	30 304
	SUB TOTAL	**27 520**	**141 676**	**24 456**	**281 830 ***
4816901000	**CARBON PAPER**				
64242	JAPAN	32 747	22 272	159	10 828
	HONG KONG	1	10	0	0
	KOREA, REPUBLIC OF	0	0	23	50
	TAIWAN	1 176	10 190	415	583
	CHINA	9 319	6 989	8 054	9 050
	THAILAND	38 188	83 924	0	0
	SINGAPORE	0	0	56	723
	MALAYSIA	0	0	1 797	2 111
	INDIA	1 378	568	0	0
	SWITZERLAND	0	0	1 843	13 542
	SUB TOTAL	**82 809**	**123 953**	**12 347**	**36 887 ***
4816902000	**OTHER COPYING PAPER**				
64242	JAPAN	3	7 555	0	0
	HONG KONG	745	662	0	0
	KOREA, REPUBLIC OF	15	264	68	1 449
	TAIWAN	0	0	1	416
	SINGAPORE	48	527	8	83
	UNITED STATES	3	103	0	0
	UNITED KINGDOM	70	80	0	0
	SUB TOTAL	**884**	**9 191**	**77**	**1 948 ***

http://www.bps.go.id

HS / SITC	COMMODITY DESCRIPTION / COUNTRY OF ORIGIN	JANUARY - DECEMBER 2015		JANUARY - DECEMBER 2016	
		NET WEIGHT (KG)	CIF VALUE (US$)	NET WEIGHT (KG)	CIF VALUE (US$)
4816903000	**OFFSET PLATESOF PAPER**				
64242	JAPAN	0	0	11	1 155
	HONG KONG	0	0	16	357
	KOREA, REPUBLIC OF	0	0	11 200	11 200
	GERMANY, FED. REP. OF	9	5 997	0	0
	SUB TOTAL	**9**	**5 997**	**11 227**	**12 712 ***
4816904000	**HEAT TRANSFER PAPER**				
64242	JAPAN	20 145	14 345	36 459	34 535
	HONG KONG	1 508	7 587	2 036	67 725
	KOREA, REPUBLIC OF	4 948	102 846	16 321	59 836
	TAIWAN	11	680	1 431	2 786
	CHINA	82 504	132 254	62 396	73 470
	THAILAND	109	981	2	193
	SINGAPORE	29	647	0	0
	AUSTRIA	0	0	5	63
	ITALY	0	0	1	1
	SUB TOTAL	**109 254**	**259 340**	**118 651**	**238 609 ***
4816909000	**OTHER HEAT TRANSFER PAPER & OFFSETPLATES OF PAPER**				
64242	JAPAN	329	14 034	437	2 892
	HONG KONG	142	27 197	667	7 151
	KOREA, REPUBLIC OF	213 484	787 264	121 911	588 647
	TAIWAN	19 419	437 837	10 180	63 854
	CHINA	148 504	144 408	314 651	234 176
	THAILAND	39 353	199 110	95 891	229 353
	SINGAPORE	39 324	177 415	422	8 219
	MALAYSIA	16 719	84 137	59	858
	AUSTRALIA	72	347	93	976
	UNITED STATES	529	5 647	100	1 612
	FRANCE	62	1 656	0	0
	GERMANY, FED. REP. OF	2	20	3	20
	BELGIUM	182	3 528	0	0
	ITALY	0	0	54	18 484
	SPAIN	25	2 100	0	0
	SUB TOTAL	**478 146**	**1 884 700**	**544 468**	**1 156 242 ***
4817100000	**ENVELOPES**				
64221	JAPAN	2 828	56 423	1 641	25 200
	HONG KONG	1 977	56 072	1 303	20 009
	KOREA, REPUBLIC OF	43 285	88 538	3 530	53 104
	TAIWAN	631	10 548	4 390	26 771
	CHINA	113 229	939 194	46 990	469 653
	THAILAND	6 392	70 363	3 258	33 520
	SINGAPORE	36 385	91 129	19 612	75 382
	MALAYSIA	55 568	514 362	55 265	474 869
	INDIA	0	0	31	228
	SRI LANKA	0	0	70	660
	UNITED ARAB EMIRATES	1 611	2 724	1 496	3 469
	QATAR	26	427	0	0
	AUSTRALIA	66 722	26 051	40	1 366
	UNITED STATES	41 896	455 701	29 837	328 509
	UNITED KINGDOM	106	20 198	12	1 281
	FRANCE	34	430	0	0
	GERMANY, FED. REP. OF	67	3 266	120	380
	BELGIUM	4	52	2	14
	SWITZERLAND	0	0	3	116
	SWEDEN	0	0	36	67
	ITALY	5	48	0	0
	SPAIN	272	2 973	333	1 293
	SUB TOTAL	**371 038**	**2 338 499**	**167 969**	**1 515 891 ***
4817200000	**LETTER CARDS,PLAIN POSTCARDS AND CORRESPONDENCE CARDS**				
64222	JAPAN	141	1 965	88	1 564
	HONG KONG	55	1 633	126	2 410
	KOREA, REPUBLIC OF	2 988	20 795	97	1 267
	TAIWAN	0	0	18	349
	CHINA	44 443	51 834	43 707	115 882
	THAILAND	269	1 515	44	815

http://www.bps.go.id

HS / SITC	COMMODITY DESCRIPTION / COUNTRY OF ORIGIN	JANUARY - DECEMBER 2015		JANUARY - DECEMBER 2016	
		NET WEIGHT (KG)	CIF VALUE (US$)	NET WEIGHT (KG)	CIF VALUE (US$)
	SINGAPORE	286	3 124	13 339	10 686
	MALAYSIA	68	9 133	31	684
	INDIA	0	0	170	1 252
	TURKEY	3	23	0	0
	UNITED ARAB EMIRATES	0	0	1	116
	AUSTRALIA	0	0	3	150
	UNITED STATES	1	2	100	2 775
	UNITED KINGDOM	5	8	0	0
	FRANCE	13	1 431	0	0
	GERMANY, FED. REP. OF	3	449	0	0
	SWITZERLAND	8	4 170	0	0
	ITALY	0	0	11	1 106
	SUB TOTAL	**48 283**	**96 082**	**57 735**	**139 056 ***
4817300000	**BOXES,POUCHES,WALLETS & WRITINGCOMPENDIUMS,OF PAPER OR PAPERBOARD**				
64223	JAPAN	967	4 426	59 942	285 497
	HONG KONG	304	3 540	23	1 451
	KOREA, REPUBLIC OF	2 641	21 470	356	2 618
	TAIWAN	17 520	71 188	6 372	35 480
	CHINA	92 511	118 366	12 396	14 572
	THAILAND	0	0	42	293
	SINGAPORE	12 555	15 093	4 535	39 781
	MALAYSIA	36 736	208 686	75 155	302 609
	BRUNEI DARUSSALAM	0	0	62	168
	VIET NAM	0	0	108	17 742
	INDIA	1 082	418	0	0
	INDONESIA	0	0	236	1 707
	IRAN (ISLAMIC REPUBLIC OF)	1	1	0	0
	UNITED ARAB EMIRATES	10	44	40	450
	EGYPT	0	0	1	2
	AUSTRALIA	58	774	53	336
	NEW ZEALAND	0	0	1	1
	UNITED STATES	3	36	4	289
	UNITED KINGDOM	0	0	1	5
	NETHERLANDS	0	0	1	19
	GERMANY, FED. REP. OF	3	137	0	0
	SPAIN	79	595	12	49
	SUB TOTAL	**164 470**	**444 774**	**159 340**	**703 069 ***
4818100000	**TOILET PAPER**				
64243	KOREA, REPUBLIC OF	24 509	44 841	0	0
	TAIWAN	2	4	4	6
	CHINA	53	151	7	195
	SINGAPORE	5 871	45 796	1	43
	PHILIPPINES	15	60	5	11
	INDONESIA	0	0	24 656	48 713
	OMAN	0	0	3	13
	TURKEY	0	0	84	200
	UNITED ARAB EMIRATES	1 464	3 789	1 680	4 969
	AUSTRALIA	117	225	0	0
	UNITED STATES	14 332	38 158	0	0
	ITALY	13	29	0	0
	PORTUGAL	297	554	35	280
	SUB TOTAL	**46 673**	**133 607**	**26 475**	**54 430 ***
4818200000	**HANDKERCHIEFS,CLEANSING OR FACIALTISSUES & TOWELS**				
64294	JAPAN	50 955	125 168	3 409	49 289
	HONG KONG	176	5 862	458	8 633
	KOREA, REPUBLIC OF	31 510	5 146	1 140	4 062
	TAIWAN	3 128	50 896	1 683	7 403
	CHINA	24 657	66 884	10 392	89 582
	THAILAND	14	94	61 594	209 749
	SINGAPORE	1 600	7 115	11 403	54 526
	PHILIPPINES	54	303	53	309
	MALAYSIA	44 606	54 881	1 824	13 902
	MYANMAR	0	0	27	1 264
	VIET NAM	407	2 114	186	957
	PAKISTAN	0	0	5	294
	BANGLADESH	216	2 817	0	0
	SRI LANKA	0	0	2	53

http://www.bps.go.id

HS / SITC	COMMODITY DESCRIPTION / COUNTRY OF ORIGIN	JANUARY - DECEMBER 2015		JANUARY - DECEMBER 2016	
		NET WEIGHT (KG)	CIF VALUE (US$)	NET WEIGHT (KG)	CIF VALUE (US$)
	INDONESIA	0	0	349 390	639 466
	SAUDI ARABIA	258	2 488	511	3 535
	KUWAIT	0	0	46	164
	TURKEY	292	505	3	80
	UNITED ARAB EMIRATES	10 988	19 225	4 919	10 152
	NIGERIA	3	801	0	0
	AUSTRALIA	782	2 530	666	3 020
	NEW ZEALAND	8	85	5	48
	UNITED STATES	10 860	32 596	256	8 630
	UNITED KINGDOM	338	7 487	0	0
	NETHERLANDS	0	0	3	873
	GERMANY, FED. REP. OF	0	0	3	44
	SWITZERLAND	7	844	0	0
	SWEDEN	0	0	1	108
	ITALY	0	0	4	1 460
	POLAND	0	0	6	61
	SUB TOTAL	**180 859**	**387 841**	**447 989**	**1 107 664 ***
4818301000	**TABLECLOTHS**				
64294	HONG KONG	10	67	5	70
	KOREA, REPUBLIC OF	9	96	0	0
	TAIWAN	102	543	1	6
	CHINA	3 628	4 968	113	72
	THAILAND	4 361	28 616	503	2 570
	SINGAPORE	412	9 917	0	0
	MALAYSIA	0	0	2	12
	BRUNEI DARUSSALAM	27	384	0	0
	INDIA	25	878	0	0
	QATAR	1 252	9 929	0	0
	UNITED STATES	0	0	7	118
	UNITED KINGDOM	0	0	13	130
	NETHERLANDS	0	0	297	3 738
	GERMANY, FED. REP. OF	709	2 867	768	10 211
	SWEDEN	10	620	2	108
	ITALY	84	397	0	0
	POLAND	0	0	635	7 104
	SLOVAKIA	153	818	145	2 352
	SUB TOTAL	**10 782**	**60 100**	**2 491**	**26 491 ***
4818302000	**SERVIETTES**				
64294	KOREA, REPUBLIC OF	72	1 765	0	0
	TAIWAN	20	212	1	36
	CHINA	335	2 363	60	371
	UNITED ARAB EMIRATES	222	929	48	240
	AUSTRALIA	45	672	0	0
	NEW ZEALAND	4	43	5	245
	UNITED KINGDOM	10	139	0	0
	NETHERLANDS	0	0	123	1 490
	GERMANY, FED. REP. OF	2	3	1	2
	NORWAY	0	0	1	21
	PORTUGAL	0	0	35	280
	SLOVAKIA	0	0	37	151
	SUB TOTAL	**710**	**6 126**	**311**	**2 836 ***
4818500000	**ARTICLES OF APPAREL & CLOTHING, OF PAPER PULP,PAPER**				
64294	HONG KONG	3 736	48 069	544	7 430
	KOREA, REPUBLIC OF	4 598	55 129	1 165	15 049
	CHINA	392	3 612	0	0
	THAILAND	880	11 439	0	0
	SINGAPORE	0	0	23	127
	MALAYSIA	496	4 430	422	3 024
	VIET NAM	264	9 343	23	577
	BANGLADESH	322	2 094	0	0
	AUSTRALIA	0	0	3	236
	NEW ZEALAND	0	0	13	200
	FRANCE	7	196	0	0
	SPAIN	680	10 556	0	0
	SUB TOTAL	**11 375**	**144 868**	**2 193**	**26 643 ***

http://www.bps.go.id

HS / SITC	COMMODITY DESCRIPTION / COUNTRY OF ORIGIN	JANUARY - DECEMBER 2015		JANUARY - DECEMBER 2016	
		NET WEIGHT (KG)	CIF VALUE (US$)	NET WEIGHT (KG)	CIF VALUE (US$)
4818900000	**OTHER ARTICLES OF APPAREL & CLOTHING, OF PAPER PULP,PAPER**				
64294	JAPAN	2 128	15 940	2 527	21 043
	HONG KONG	16 190	20 858	43 356	146 320
	KOREA, REPUBLIC OF	12 304	100 321	12 365	189 817
	TAIWAN	3 593	20 994	4 227	26 769
	CHINA	1 231 878	3 351 322	1 581 493	4 143 377
	THAILAND	0	0	243	3 154
	SINGAPORE	2 658	23 737	656	8 477
	PHILIPPINES	26	503	145	583
	MALAYSIA	116	1 770	827	3 141
	BRUNEI DARUSSALAM	0	0	2	19
	VIET NAM	1 318 400	1 555 971	1 310 890	1 568 773
	SRI LANKA	0	0	1	15
	SAUDI ARABIA	382	3 236	556	4 444
	KUWAIT	15	139	95	339
	OMAN	0	0	7	34
	TURKEY	1 794	11 131	9 242	36 943
	UNITED ARAB EMIRATES	5 988	10 731	5 649	11 290
	AUSTRALIA	591	1 965	688	1 521
	UNITED STATES	683	21 875	187	6 398
	MEXICO	0	0	1	101
	COLOMBIA	0	0	1	2
	UNITED KINGDOM	5	542	107	2 239
	NETHERLANDS	88	1 586	24	751
	FRANCE	0	0	28	650
	GERMANY, FED. REP. OF	341	8 567	58	4 057
	BELGIUM	1 385	54 450	837	22 036
	ITALY	0	0	135	6 812
	POLAND	0	0	1	14
	RUSSIA FEDERATION	0	0	1	1
	SUB TOTAL	**2 598 565**	**5 205 638**	**2 974 349**	**6 209 120 ***
4819100000	**CARTONS,BOXES & CASES, OF CORRUGATEDPAPER OR PAPERBOARD**				
64211	JAPAN	39 307	559 224	54 775	512 902
	HONG KONG	2 110 436	4 726 069	1 081 062	2 392 506
	KOREA, REPUBLIC OF	230 204	1 604 306	577 318	2 159 545
	TAIWAN	2 558 814	2 580 220	825 494	1 779 683
	CHINA	15 599 931	34 761 368	17 271 414	39 201 910
	THAILAND	376 911	558 163	260 049	639 907
	SINGAPORE	6 429 672	10 846 933	6 261 286	10 828 369
	PHILIPPINES	645 270	815 435	549 637	763 176
	MALAYSIA	714 807	1 427 763	1 485 320	2 141 360
	MYANMAR	0	0	2 870	14 223
	NEPAL	3 485	16 182	2 690	46 833
	VIET NAM	3 485 800	11 014 157	3 483 007	8 512 441
	INDIA	8 995	23 403	56 200	100 318
	BANGLADESH	0	0	11 725	12 992
	SRI LANKA	201	1 847	0	0
	INDONESIA	141	985	576	3 967
	SAUDI ARABIA	230	2 990	624	1 498
	ISRAEL	0	0	1	12
	KUWAIT	0	0	210	750
	LEBANON	0	0	3	20
	TURKEY	141	1 381	37	496
	UNITED ARAB EMIRATES	1 974	3 679	1 068	1 934
	EGYPT	1	2	0	0
	SOUTH AFRICA	0	0	1	1
	AUSTRALIA	967	10 935	1 527	5 568
	UNITED STATES	2 419 491	5 535 011	1 134 226	2 551 470
	CANADA	5	5	5 831	21 849
	MEXICO	1 432	2 362	0	0
	PANAMA	0	0	4 191	24 184
	COLOMBIA	0	0	4	48
	VIRGIN ISLANDS (BRITISH)	0	0	1 093	3 952
	UNITED KINGDOM	14 424	90 432	8 224	71 885
	NETHERLANDS	4 779	74 052	5 353	61 257
	FRANCE	3 473	15 766	47	687
	GERMANY, FED. REP. OF	4 050	20 037	6 901	54 391
	AUSTRIA	66	73	70	61
	BELGIUM	21	89	3	156
	SWITZERLAND	57	2 012	13	681
	LUXEMBOURG	0	0	11	178

http://www.bps.go.id

HS / SITC	COMMODITY DESCRIPTION / COUNTRY OF ORIGIN	JANUARY - DECEMBER 2015		JANUARY - DECEMBER 2016	
		NET WEIGHT (KG)	CIF VALUE (US$)	NET WEIGHT (KG)	CIF VALUE (US$)
	DENMARK	1	17	0	0
	NORWAY	3	1 656	2	10
	SWEDEN	736	4 780	339	7 145
	FINLAND	0	0	268	8 492
	ITALY	200	6 525	216	1 470
	SPAIN	113 719	450 067	67 424	261 273
	PORTUGAL	1	41	22	259
	HUNGARY	8	216	69	2 318
	POLAND	4 145	9 984	881	5 973
	BULGARIA	1	55	0	0
	LITHUANIA	183	2 320	0	0
	ESTONIA	0	0	2	626
	SLOVAKIA	0	0	1	1
	SLOVENIA	0	0	50	433
	CZECH REPUBLIC	1	14	0	0
	RUSSIA FEDERATION	135	135	0	0
	SUB TOTAL	**34 774 218**	**75 170 691**	**33 162 135**	**72 199 210 ***
4819200000	**FOLDING CARTONS,BOXES&CASES,OF NON-CORRUGATED PAPER OR PAPERBOARD**				
64212	JAPAN	198 516	1 232 388	225 426	1 796 173
	HONG KONG	650 457	3 013 387	722 915	2 637 368
	KOREA, REPUBLIC OF	1 601 311	11 079 415	1 258 812	8 361 905
	TAIWAN	914 834	2 684 071	1 077 167	2 944 719
	CHINA	8 492 374	22 507 470	11 917 651	32 638 059
	THAILAND	9 107 345	39 898 949	7 225 698	31 449 415
	SINGAPORE	7 997 172	28 721 094	5 742 816	20 393 300
	PHILIPPINES	89 866	293 338	75 602	241 378
	MALAYSIA	480 483	3 108 383	728 677	2 781 551
	MYANMAR	0	0	666	3 184
	VIET NAM	2 704 094	6 631 705	2 693 443	6 858 734
	INDIA	4 180	9 641	4 592	26 307
	PAKISTAN	0	0	9 395	35 175
	BANGLADESH	35	1 121	769	10 662
	SRI LANKA	0	0	1 569	1 726
	INDONESIA	3 353	98 536	2 788	4 763
	JORDAN	0	0	1	2
	TURKEY	75	531	446	6 664
	UNITED ARAB EMIRATES	446	1 841	55	596
	AUSTRALIA	509	10 128	2 184	11 685
	NEW ZEALAND	0	0	3	488
	NAURU	16	105	0	0
	UNITED STATES	2 220 662	6 260 346	1 615 551	4 517 937
	CANADA	19	678	49	268
	PANAMA	0	0	44 559	375 031
	COSTA RICA	21	1 479	0	0
	UNITED KINGDOM	7 684	17 164	202	5 436
	NETHERLANDS	8 953	50 438	4 243	29 048
	FRANCE	5 177	18 377	96	4 096
	GERMANY, FED. REP. OF	409 583	1 820 381	373 000	1 525 790
	AUSTRIA	6	152	8	739
	BELGIUM	0	0	220 568	524 669
	SWITZERLAND	1 769	20 818	2 860	18 847
	LUXEMBOURG	0	0	2 420	9 753
	DENMARK	4 665	15 940	7 630	25 223
	NORWAY	2 065	10 200	51	1 275
	SWEDEN	2 600	19 137	65	1 203
	FINLAND	0	0	23 425	22 020
	IRELAND	0	0	6	74
	ITALY	4 062	22 798	14 501	138 925
	SPAIN	630	2 075	173	5 902
	HUNGARY	410	7 344	118	718
	POLAND	84	287	0	0
	KYRGYZSTAN	13	442	0	0
	SLOVAKIA	1	1	0	0
	CZECH REPUBLIC	0	0	3	70
	RUSSIA FEDERATION	52 676	33 352	1	2
	SUB TOTAL	**34 966 146**	**127 593 512**	**34 000 204**	**117 410 880 ***
4819300000	**SACKS&BAGS,HAVING A BASE OF A WIDTH OF40 CM OR MORE**				
64213	JAPAN	12 375	37 016	14 527	48 038
	HONG KONG	3 043	15 295	77	331

http://www.bps.go.id

HS / SITC	COMMODITY DESCRIPTION / COUNTRY OF ORIGIN	JANUARY - DECEMBER 2015		JANUARY - DECEMBER 2016	
		NET WEIGHT (KG)	CIF VALUE (US$)	NET WEIGHT (KG)	CIF VALUE (US$)
	KOREA, REPUBLIC OF	33 331	120 607	31 139	102 972
	TAIWAN	16 553	78 367	222 767	563 188
	CHINA	1 578 341	1 709 213	6 499 888	7 793 594
	THAILAND	5	34	1 055 703	1 139 550
	SINGAPORE	112 223	139 557	166 530	211 007
	MALAYSIA	2 367 345	3 589 883	1 779 322	2 580 680
	BRUNEI DARUSSALAM	0	0	601	4 115
	VIET NAM	700 800	1 254 754	512 442	808 122
	INDIA	1 393	12 268	4 065	27 524
	SRI LANKA	276 554	357 312	205 967	243 953
	TURKEY	4	118	3	218
	UNITED ARAB EMIRATES	65	100	0	0
	MAURITIUS	0	0	11	119
	NEW ZEALAND	310 115	1 079 327	260 435	954 470
	UNITED STATES	785	1 919	12 065	30 070
	CANADA	0	0	1	5
	COLOMBIA	0	0	309	216
	UNITED KINGDOM	3 318	21 516	0	0
	NETHERLANDS	1 170 708	2 179 723	1 146 996	2 099 320
	FRANCE	248	182	397	1 250
	GERMANY, FED. REP. OF	297	76	19 244	38 716
	AUSTRIA	2	13	0	0
	BELGIUM	7	10	1	56
	SWITZERLAND	23	296	1	25
	DENMARK	0	0	90	1 245
	ITALY	0	0	732	6 437
	SPAIN	57	660	888	2 844
	PORTUGAL	0	0	15	139
	SLOVENIA	0	0	32	336
	RUSSIA FEDERATION	41	108	0	0
	SUB TOTAL	**6 587 633**	**10 598 354**	**11 934 248**	**16 658 540 ***
4819400000	**OTHER SACKS AND BAGS, INCLUDING CONES**				
64214	JAPAN	2 099	41 353	12 136	83 997
	HONG KONG	27 796	590 233	17 085	35 273
	KOREA, REPUBLIC OF	28 031	101 585	22 555	105 335
	TAIWAN	139 187	490 447	47 293	297 131
	CHINA	2 708 444	6 581 720	2 699 329	7 405 738
	THAILAND	8 300	47 313	14 325	20 599
	SINGAPORE	178 005	213 872	125 923	248 113
	PHILIPPINES	486	4 136	41	357
	MALAYSIA	883 851	1 527 069	924 513	1 467 019
	LAO PEOPLE'S DEM. REP.	130	2 020	0	0
	VIET NAM	303 695	705 413	159 097	335 113
	INDIA	40	249	6 039	19 434
	SRI LANKA	115 777	170 071	242 482	306 341
	INDONESIA	5 072	20 906	2 532	14 140
	YEMEN	0	0	10	162
	TURKEY	54	403	127	1 296
	UNITED ARAB EMIRATES	160	579	1 879	10 141
	QATAR	10	101	0	0
	BAHRAIN	55	725	116	1 682
	SUDAN	33	658	0	0
	SOUTH AFRICA	0	0	2	26
	AUSTRALIA	79 151	283 776	661	4 344
	NEW ZEALAND	226 536	743 914	414 814	1 395 338
	UNITED STATES	401	5 918	1 096	7 445
	CANADA	0	0	3 642	10 954
	COLOMBIA	0	0	3	36
	EL SALVADOR	644	10 558	235	7 655
	UNITED KINGDOM	926	25 796	112	2 916
	NETHERLANDS	253 402	615 429	668 910	1 506 934
	FRANCE	4 197	21 549	222	5 376
	GERMANY, FED. REP. OF	202 014	579 401	365 278	939 194
	AUSTRIA	1	2	54	3 541
	BELGIUM	1 924	26 651	7 205	37 997
	SWITZERLAND	83	1 455	78	1 269
	DENMARK	1	2	23 668	66 142
	SWEDEN	4 616	27 322	1 680	11 340
	FINLAND	12	426	9	356
	ITALY	704	6 465	7 697	39 477
	SPAIN	3 604	24 493	4 631	34 501

http://www.bps.go.id

HS / SITC	COMMODITY DESCRIPTION / COUNTRY OF ORIGIN	JANUARY - DECEMBER 2015		JANUARY - DECEMBER 2016	
		NET WEIGHT (KG)	CIF VALUE (US$)	NET WEIGHT (KG)	CIF VALUE (US$)
	PORTUGAL	0	0	6 196	21 026
	POLAND	39	1 247	17	409
	BELARUS	0	0	5	63
	UKRAINE	0	0	4	57
	ESTONIA	0	0	2	35
	SLOVENIA	115	658	11	113
	CZECH REPUBLIC	11 946	23 233	6	158
	RUSSIA FEDERATION	50	180	6	28
	SUB TOTAL	**5 191 591**	**12 897 328**	**5 781 726**	**14 448 601 ***
4819500000	**OTHER PACKING CONTAINERS,INCLUD RECORDSLEEVES**				
64215	JAPAN	7 779	97 382	306 000	1 569 193
	HONG KONG	35 877	338 335	105 220	304 890
	KOREA, REPUBLIC OF	293 599	883 215	660 087	1 797 114
	TAIWAN	11 629	78 282	20 130	77 486
	CHINA	480 278	819 705	774 389	3 494 302
	THAILAND	1 186 976	3 399 975	6 010 122	24 172 842
	SINGAPORE	1 247 614	7 225 148	1 516 828	7 083 589
	PHILIPPINES	155 669	776 079	77 343	499 468
	MALAYSIA	1 473 565	8 787 305	996 683	6 083 837
	VIET NAM	19 033	19 063	264 384	640 306
	INDIA	801	10 084	235	1 370
	SRI LANKA	24	65	9	41
	INDONESIA	6	695	31	978
	TURKEY	59	1 014	40	761
	UNITED ARAB EMIRATES	1 224	23 961	1 022	9 384
	COTE D'IVOIRE	0	0	63	1 245
	NIGER	33	158	0	0
	AUSTRALIA	3 229	14 145	262	4 195
	UNITED STATES	3 611	1 560	349	4 096
	CANADA	26	452	0	0
	MEXICO	1	4	0	0
	FRENCH POLYNESIA	0	0	1 945	9 338
	UNITED KINGDOM	932	256	171	2 343
	NETHERLANDS	69	990	18 874	230 045
	FRANCE	3 876	25 841	2 046	9 582
	GERMANY, FED. REP. OF	3 361 451	12 182 075	1 653 296	5 831 321
	AUSTRIA	380	2 185	0	0
	BELGIUM	114	2 119	48	541
	SWITZERLAND	4 766	16 043	1 118	50 941
	LUXEMBOURG	2	56	0	0
	DENMARK	452	2 937	1 949	69 008
	NORWAY	14	354	0	0
	SWEDEN	43	562	122	1 121
	FINLAND	22 223	196 002	59 227	368 443
	IRELAND	12	1 239	0	0
	ITALY	8 826	4 156	5 943	14 326
	SPAIN	0	0	3 446	18 663
	GREECE	10 091	114 602	5 205	84 426
	POLAND	4	109	0	0
	UKRAINE	0	0	12	152
	SUB TOTAL	**8 334 288**	**35 026 153**	**12 486 599**	**52 435 347 ***
4819600000	**BOX FILES,LETTER TRAYS,STORAGE BOXES&SIMILAR ARTICLES,USED IN OFFICES,SHOPS**				
64216	JAPAN	1 430	16 443	4 245	36 204
	HONG KONG	1 347	14 462	15 247	134 962
	KOREA, REPUBLIC OF	163	1 716	278	2 108
	TAIWAN	803	3 121	1 427	19 924
	CHINA	117 235	389 085	209 949	661 898
	THAILAND	342	1 040	10	63
	SINGAPORE	1 401 427	3 633 915	398 039	1 193 897
	PHILIPPINES	0	0	5	30
	MALAYSIA	328 951	1 168 842	469 572	1 174 526
	VIET NAM	3 153	13 830	5 234	17 905
	INDIA	10	97	459	1 153
	TURKEY	14	135	1	3
	UNITED ARAB EMIRATES	28	257	0	0
	SOUTH AFRICA	0	0	49	11 815
	MAURITIUS	0	0	358	14 156
	AUSTRALIA	27	405	1 889	34 356
	SAMOA	0	0	27	281

http://www.bps.go.id

HS / SITC	COMMODITY DESCRIPTION / COUNTRY OF ORIGIN	JANUARY - DECEMBER 2015		JANUARY - DECEMBER 2016	
		NET WEIGHT (KG)	CIF VALUE (US$)	NET WEIGHT (KG)	CIF VALUE (US$)
	UNITED STATES	60	1 652	34	1 093
	BRAZIL	7	56	0	0
	UNITED KINGDOM	500	3 956	29	818
	NETHERLANDS	14	943	2	32
	FRANCE	1 879	4 249	62	965
	GERMANY, FED. REP. OF	2 084	13 936	734	12 206
	DENMARK	0	0	70	85
	ITALY	104	6 995	88	430
	SPAIN	4	62	16	119
	HUNGARY	45	215	0	0
	LITHUANIA	2 747	10 009	3 092	11 600
	CZECH REPUBLIC	3 293	13 692	1 741	8 743
	SUB TOTAL	**1 865 667**	**5 299 113**	**1 112 657**	**3 339 372 ***
4820100000	**REGISTERS,ACCOUNT BOOKS,NOTE BOOKS,ORDER BOOKS,DIARIES &SIMILAR ARTICLES**				
64231	JAPAN	52 999	248 011	86 837	312 055
	HONG KONG	8 012	125 864	8 620	87 962
	KOREA, REPUBLIC OF	26 202	146 803	20 325	168 551
	TAIWAN	1 885	23 142	5 623	24 130
	CHINA	621 460	946 478	694 895	1 381 077
	MACAU	0	0	1	1
	THAILAND	3 897	45 530	1 849	17 438
	SINGAPORE	40 268	368 995	66 439	395 624
	PHILIPPINES	0	0	138	1 115
	MALAYSIA	9 775	59 618	3 122	14 031
	BRUNEI DARUSSALAM	468	1 492	0	0
	VIET NAM	45	378	111	1 937
	INDIA	346	4 362	1 099	6 457
	PAKISTAN	0	0	15	164
	SRI LANKA	0	0	390	930
	INDONESIA	78 228	73 018	27 589	39 783
	SAUDI ARABIA	0	0	620	1 846
	TURKEY	634	4 167	193	2 604
	UNITED ARAB EMIRATES	129	592	85	429
	QATAR	9	88	6	126
	EGYPT	0	0	1	2
	SOUTH AFRICA	0	0	56	660
	AUSTRALIA	4 452	58 184	1 279	27 345
	NEW ZEALAND	15	59	15	152
	UNITED STATES	91 434	1 191 273	79 747	847 174
	CANADA	732	3 242	5	174
	BRAZIL	0	0	12	134
	UNITED KINGDOM	793	11 080	446	9 635
	NETHERLANDS	386	1 964	134	1 999
	FRANCE	3 187	19 851	1 727	17 520
	GERMANY, FED. REP. OF	6 955	46 840	4 656	22 711
	AUSTRIA	73	270	18	953
	BELGIUM	7	716	50	325
	SWITZERLAND	202	3 572	104	1 601
	DENMARK	0	0	1	1
	NORWAY	0	0	1	102
	SWEDEN	23	298	2	77
	ITALY	151	2 020	590	7 922
	SPAIN	84	938	515	8 412
	POLAND	20	514	6	235
	ROMANIA	1	1	0	0
	BELARUS	0	0	14	206
	UKRAINE	0	0	2	31
	LITHUANIA	589	2 938	331	1 575
	CZECH REPUBLIC	3	1 036	23	470
	RUSSIA FEDERATION	0	0	8	152
	SUB TOTAL	**953 464**	**3 393 334**	**1 007 700**	**3 405 828 ***
4820200000	**EXERCISE BOOKS**				
64232	JAPAN	964	11 427	1 401	14 782
	HONG KONG	680	2 952	2 199	24 504
	KOREA, REPUBLIC OF	256	2 431	7 124	21 403
	TAIWAN	1 295	1 854	0	0
	CHINA	86 716	110 993	1 185 477	889 114
	THAILAND	156	294	23	250
	SINGAPORE	3 725	11 512	2 160	9 906

http://www.bps.go.id

HS / SITC	COMMODITY DESCRIPTION / COUNTRY OF ORIGIN	JANUARY - DECEMBER 2015		JANUARY - DECEMBER 2016	
		NET WEIGHT (KG)	CIF VALUE (US$)	NET WEIGHT (KG)	CIF VALUE (US$)
	PHILIPPINES	0	0	29	117
	MALAYSIA	5 049	4 551	10 017	9 466
	VIET NAM	0	0	2	30
	INDIA	12	268	16	125
	INDONESIA	216	1 742	57	222
	AUSTRALIA	4	102	9	195
	NEW ZEALAND	2	23	0	0
	UNITED STATES	30	479	83	1 693
	PERU	140	1 126	83	854
	UNITED KINGDOM	20	286	0	0
	NETHERLANDS	0	0	30	159
	FRANCE	5 936	23 028	6	583
	GERMANY, FED. REP. OF	1	2	1	94
	BELGIUM	0	0	19	118
	NORWAY	0	0	1	2
	ITALY	6	66	0	0
	SPAIN	147	2 168	0	0
	LITHUANIA	4	46	0	0
	SLOVENIA	1	1	0	0
	SUB TOTAL	**105 360**	**175 351**	**1 208 737**	**973 617 ***
4820300000	**BINDERS(OTHER THAN BOOK COVERS),FOLDERSAND FILE COVERS**				
64233	JAPAN	23 402	216 460	8 052	76 453
	HONG KONG	172	2 506	893	11 813
	KOREA, REPUBLIC OF	3 092	17 121	1 856	14 622
	TAIWAN	2 063	21 429	4 149	30 573
	CHINA	130 158	186 543	107 671	167 429
	THAILAND	23 074	28 320	64	341
	SINGAPORE	44 458	55 584	25 439	45 260
	PHILIPPINES	0	0	242	3 110
	MALAYSIA	920	9 904	2 277	18 429
	VIET NAM	0	0	2 255	21 728
	INDIA	93	1 019	33	515
	UNITED ARAB EMIRATES	24	37	26	623
	AUSTRALIA	58	780	131	1 927
	UNITED STATES	962	12 842	827	13 741
	UNITED KINGDOM	185	2 967	36	467
	NETHERLANDS	0	0	200	1 261
	GERMANY, FED. REP. OF	65	705	176	7 009
	AUSTRIA	16	364	28	526
	BELGIUM	304	5 510	0	0
	SWITZERLAND	0	0	10	188
	DENMARK	8	93	23	228
	SWEDEN	99	1 298	385	5 890
	FINLAND	2 785	35 853	751	7 582
	IRELAND	41	880	0	0
	ITALY	150	455	435	950
	SPAIN	8	104	3	24
	BELARUS	0	0	1	12
	CZECH REPUBLIC	27	567	0	0
	RUSSIA FEDERATION	0	0	1	3
	SUB TOTAL	**232 164**	**601 341**	**155 964**	**430 704 ***
4820400000	**MANIFOLD BUSINESS FORMS& INTERLEAVEDCARBON SETS**				
64234	JAPAN	442	3 896	1 019	30 096
	HONG KONG	44	582	370	2 007
	KOREA, REPUBLIC OF	4 174	9 961	380	1 430
	TAIWAN	199	272	185	221
	CHINA	15 599	29 814	161 641	429 537
	THAILAND	27	168	0	0
	SINGAPORE	2 564	33 436	70	1 312
	PHILIPPINES	0	0	36	478
	MALAYSIA	5 623	14 266	3 174	10 744
	INDIA	1	1	19	168
	UNITED ARAB EMIRATES	0	0	48	645
	AUSTRALIA	89	902	11	17
	UNITED STATES	96	2 794	117	1 306
	UNITED KINGDOM	0	0	23	205
	GERMANY, FED. REP. OF	32	1 968	155	2 025
	BELGIUM	4	26	0	0

http://www.bps.go.id

HS / SITC	COMMODITY DESCRIPTION / COUNTRY OF ORIGIN	JANUARY - DECEMBER 2015		JANUARY - DECEMBER 2016	
		NET WEIGHT (KG)	CIF VALUE (US$)	NET WEIGHT (KG)	CIF VALUE (US$)
	ITALY	72	1 654	2	3
	SUB TOTAL	**28 966**	**99 740**	**167 250**	**480 194 ***
4820500000	**ALBUMS FOR SAMPLES OR FOR COLLECTIONS**				
64235	JAPAN	57	1 292	464	1 914
	HONG KONG	181	1 801	112	961
	KOREA, REPUBLIC OF	1 295	9 016	750	6 246
	TAIWAN	58	75	19	176
	CHINA	33 813	83 036	65 222	290 271
	THAILAND	87	685	0	0
	SINGAPORE	4	8	4 225	12 046
	MALAYSIA	640	1 209	23	322
	SRI LANKA	0	0	9	174
	UNITED ARAB EMIRATES	172	797	0	0
	AUSTRALIA	57	171	0	0
	NEW ZEALAND	4	622	3	419
	UNITED STATES	283	1 623	33	1 978
	UNITED KINGDOM	0	0	2	128
	NETHERLANDS	436	2 402	418	3 084
	FRANCE	0	0	5	183
	GERMANY, FED. REP. OF	51	3 884	27	3 405
	BELGIUM	0	0	31	865
	DENMARK	20	63	0	0
	ITALY	2 362	14 967	1 788	10 430
	SPAIN	0	0	299	6 979
	POLAND	0	0	92	954
	LITHUANIA	10	33	0	0
	SUB TOTAL	**39 530**	**121 684**	**73 522**	**340 535 ***
4820900000	**OTHER EXERCISE BOOK,BINDERS,MANIFOLD,ALBUMS**				
64239	JAPAN	17 449	241 841	90 269	336 430
	HONG KONG	3 389	61 861	102 607	104 424
	KOREA, REPUBLIC OF	6 716	26 254	31 210	147 419
	TAIWAN	618	4 131	1 566	12 401
	CHINA	519 582	716 369	453 898	733 102
	THAILAND	2 935	7 841	4 712	12 238
	SINGAPORE	86 220	196 128	53 240	83 493
	PHILIPPINES	0	0	89	366
	MALAYSIA	18 437	355 871	5 896	20 834
	VIET NAM	2 843	12 994	3 597	8 184
	INDIA	11	26	12 859	24 616
	INDONESIA	51	438	2	41
	UNITED ARAB EMIRATES	50	137	126	2 920
	QATAR	0	0	87	691
	CYPRUS	0	0	15	357
	LIBERIA	1	3	0	0
	NIGERIA	1	63	0	0
	SOUTH AFRICA	154	756	7	2 122
	AUSTRALIA	119	679	397	7 228
	NEW ZEALAND	0	0	68	2 841
	UNITED STATES	944	28 491	3 432	59 250
	CANADA	44	599	0	0
	VENEZUELA	38	679	0	0
	UNITED KINGDOM	1 742	11 311	366	1 398
	NETHERLANDS	1	6	4	120
	FRANCE	298	5 812	9 778	52 257
	GERMANY, FED. REP. OF	44 688	248 613	62 332	338 579
	AUSTRIA	0	0	1	1 699
	BELGIUM	61	1 834	0	0
	SWITZERLAND	41	168	0	0
	DENMARK	149	796	33	199
	NORWAY	4	7	0	0
	IRELAND	50	1 018	0	0
	ITALY	346	11 066	284	6 393
	SPAIN	0	0	37	899
	PORTUGAL	0	0	4	39
	GREECE	0	0	55	109
	BULGARIA	0	0	6	1 539
	BELARUS	0	0	24	253
	MALTA	528	1 095	0	0
	SLOVAKIA	0	0	2	81

http://www.bps.go.id

HS / SITC	COMMODITY DESCRIPTION / COUNTRY OF ORIGIN	JANUARY - DECEMBER 2015		JANUARY - DECEMBER 2016	
		NET WEIGHT (KG)	CIF VALUE (US$)	NET WEIGHT (KG)	CIF VALUE (US$)
	CZECH REPUBLIC	64	1 219	63	510
	RUSSIA FEDERATION	0	0	1	9
	SUB TOTAL	**707 574**	**1 938 106**	**837 067**	**1 963 041 ***
4821101000	**PRINTED,LABELS OF A KIND FOR JEWELERY,INCL OBJECTS PERSONAL CARRIED IN POCKET**				
89281	JAPAN	16 947	361 117	9 171	261 588
	HONG KONG	454 036	10 466 212	481 211	12 866 067
	KOREA, REPUBLIC OF	604 063	7 344 334	540 360	6 255 372
	TAIWAN	54 475	864 082	32 546	673 945
	CHINA	233 390	3 179 285	200 840	2 844 616
	MACAU	0	0	1 389	48 120
	THAILAND	41 763	1 131 382	20 079	680 049
	SINGAPORE	57 669	1 829 330	3 462	60 317
	PHILIPPINES	9 816	120 623	21 513	79 458
	MALAYSIA	10 895	89 425	1 437	47 985
	MYANMAR	125	1 446	94	2 369
	CAMBODIA	1 308	16 676	0	0
	BRUNEI DARUSSALAM	0	0	393	200 654
	VIET NAM	15 364	205 713	13 928	120 909
	INDIA	240	5 581	415	8 690
	PAKISTAN	138	2 983	81	1 032
	BANGLADESH	1 609	22 159	3 182	44 537
	SRI LANKA	9 164	36 223	345	9 370
	INDONESIA	0	0	12	214
	SAUDI ARABIA	0	0	2	508
	ISRAEL	1	12	0	0
	TURKEY	1 614	21 650	416	10 142
	UNITED ARAB EMIRATES	7	3 070	11	108
	EGYPT	0	0	33	1 175
	KENYA	33	499	0	0
	AUSTRALIA	300	4 581	33	972
	NEW ZEALAND	0	0	8	177
	NAURU	8	38	0	0
	COCOS (KEELING) ISLANDS	0	0	1	1
	UNITED STATES	5 451	336 731	4 959	238 339
	CANADA	61	1 347	84	2 351
	HONDURAS	0	0	7	1 120
	BRAZIL	0	0	22	557
	UNITED KINGDOM	64	4 443	516	14 482
	NETHERLANDS	11 871	264 890	5 225	143 517
	FRANCE	170	14 896	199	5 918
	GERMANY, FED. REP. OF	2 333	56 335	697	35 027
	BELGIUM	2	64	0	0
	SWITZERLAND	7 689	24 781	38	1 030
	NORWAY	0	0	3	158
	SWEDEN	0	0	7	828
	ITALY	2 506	66 923	611	15 386
	SPAIN	697	12 891	355	7 442
	HUNGARY	0	0	6	195
	POLAND	2	8	0	0
	ROMANIA	76	1 340	596	3 353
	KYRGYZSTAN	0	0	34	584
	LITHUANIA	0	0	2	12
	LATVIA	1	1	3	3
	SUB TOTAL	**1 543 888**	**26 491 071**	**1 344 326**	**24 688 677 ***
4821109000	**PRINTED,OTH LABELS OF A KIND FOR JEWEL,INCL OBJECTS PERSONAL CARRIED IN POCKE**				
89281	JAPAN	240 179	7 007 839	190 328	5 530 941
	HONG KONG	1 332 184	25 220 110	1 298 125	27 278 127
	KOREA, DEM. PEOPLE'S REP.	0	0	4	101
	KOREA, REPUBLIC OF	1 651 566	20 043 703	1 484 831	18 866 402
	TAIWAN	188 494	2 728 403	170 054	2 433 026
	CHINA	1 167 349	15 134 950	1 029 869	15 204 811
	MACAU	114	1 793	17	127
	THAILAND	137 827	2 057 817	93 746	1 270 809
	SINGAPORE	872 558	9 255 129	697 712	4 567 274
	PHILIPPINES	9 291	91 084	1 310	33 856
	MALAYSIA	200 950	2 759 423	160 183	2 196 798
	MYANMAR	726	6 483	174	8 254
	CAMBODIA	1 131	7 625	2 629	15 483
	BRUNEI DARUSSALAM	0	0	10	1

http://www.bps.go.id

HS / SITC	COMMODITY DESCRIPTION / COUNTRY OF ORIGIN	JANUARY - DECEMBER 2015		JANUARY - DECEMBER 2016	
		NET WEIGHT (KG)	CIF VALUE (US$)	NET WEIGHT (KG)	CIF VALUE (US$)
	LAO PEOPLE'S DEM. REP.	1	68	0	0
	VIET NAM	68 444	1 205 793	148 884	1 414 306
	INDIA	11 441	197 682	11 479	268 711
	PAKISTAN	240	3 222	68	988
	BANGLADESH	10 161	73 047	7 772	124 212
	SRI LANKA	2 014	87 585	28 593	287 809
	INDONESIA	384	8 913	258	10 565
	ISRAEL	2	17	6	225
	JORDAN	18	309	35	51
	TURKEY	36 509	488 290	11 356	128 055
	UNITED ARAB EMIRATES	107	1 713	187	1 965
	MOROCCO	5	98	0	0
	TUNISIA	3	6	0	0
	SUDAN	5	43	0	0
	BOTSWANA	11	79	2	16
	GHANA	7	21	0	0
	LIBERIA	0	0	49	671
	CONGO	16	649	0	0
	CAMEROON	13	716	0	0
	NIGERIA	2	911	0	0
	SENEGAL	0	0	17	3 069
	CHAD	4	15	0	0
	SAINT HELENA	208	975	0	0
	SOUTH AFRICA	23	16 157	17	2 322
	AUSTRALIA	3 933	197 037	1 098	66 727
	NEW ZEALAND	163	9 353	104	7 182
	VANUATU	2	2	0	0
	MARSHALL ISLANDS	1	151	0	0
	UNITED STATES	46 543	1 288 655	23 288	758 153
	CANADA	665	26 377	518	18 700
	MEXICO	40	5 190	69	1 793
	GUATEMALA	40	752	616	21 000
	HONDURAS	13	752	34	4 973
	NICARAGUA	0	0	45	2 821
	PANAMA	0	0	3	146
	BRAZIL	1	8	8	116
	DOMINICAN REPUBLIC	1 579	31 940	0	0
	COSTA RICA	0	0	40	695
	VIRGIN ISLANDS (BRITISH)	0	0	65	238
	UNITED KINGDOM	16 918	185 738	46 125	391 785
	NETHERLANDS	3 765	58 546	4 493	59 689
	FRANCE	812	65 483	484	14 372
	GERMANY, FED. REP. OF	220 764	1 059 819	121 979	558 467
	AUSTRIA	26	1 528	157	5 099
	BELGIUM	284	9 940	243	3 095
	SWITZERLAND	997	97 023	320	8 964
	DENMARK	11 809	53 865	378	26 116
	NORWAY	3 283	103 741	190	2 547
	SWEDEN	548	3 200	1	40
	IRELAND	12	5 509	5	23
	ITALY	1 739	90 061	5 697	227 698
	SPAIN	1 288	18 244	182	2 540
	PORTUGAL	19	901	84	2 356
	HUNGARY	4	818	186	1 330
	ROMANIA	1 033	19 577	170	6 237
	BULGARIA	0	0	8	432
	KYRGYZSTAN	100	1 852	2	92
	LITHUANIA	4	9	0	0
	ESTONIA	1	20	2	6
	SLOVENIA	5 764	111 002	9 847	195 923
	CZECH REPUBLIC	15	501	0	0
	RUSSIA FEDERATION	0	0	3	8
	SUB TOTAL	**6 254 152**	**89 848 262**	**5 554 159**	**82 038 338 ***
4821901000	**OTH PRINTED,LABELS OF A KIND FOR JEWEL,INCL OBJECTS PERSONAL CARRIED IN POCKE**				
89281	JAPAN	4 278	238 855	1 719	64 016
	HONG KONG	164 370	2 136 991	95 692	1 280 594
	KOREA, REPUBLIC OF	31 749	369 764	16 764	173 063
	TAIWAN	570	12 274	80	4 923
	CHINA	30 981	108 483	47 570	134 056
	THAILAND	91	1 750	33	1 195
	SINGAPORE	17 548	165 177	3 468	84 684

http://www.bps.go.id

HS / SITC	COMMODITY DESCRIPTION / COUNTRY OF ORIGIN	JANUARY - DECEMBER 2015		JANUARY - DECEMBER 2016	
		NET WEIGHT (KG)	CIF VALUE (US$)	NET WEIGHT (KG)	CIF VALUE (US$)
	MALAYSIA	771	53 827	16	816
	MYANMAR	0	0	4	106
	VIET NAM	375	12 432	39	1 699
	INDIA	14 438	29 510	28 800	26 310
	PAKISTAN	0	0	26	66
	BANGLADESH	0	0	676	7 475
	TURKEY	37	869	0	0
	UNITED STATES	20 677	286 846	6 140	84 592
	BRAZIL	0	0	46	320
	UNITED KINGDOM	1	5	0	0
	FRANCE	115	3 112	0	0
	GERMANY, FED. REP. OF	69	1 269	16	464
	SWITZERLAND	45	20 391	0	0
	SWEDEN	83	842	0	0
	FINLAND	3	198	0	0
	ITALY	90	5 640	52	528
	SPAIN	0	0	25	400
	HUNGARY	0	0	5	51
	SUB TOTAL	**286 291**	**3 448 235**	**201 171**	**1 865 358 ***
4821909000	**OTH PRINTED,OTH LABELS OF A KIND FOR JEWELL INCL OBJECTS PERSONAL CARRIED IN**				
89281	JAPAN	81 638	1 255 999	66 684	608 606
	HONG KONG	171 547	4 453 832	171 296	3 164 801
	KOREA, REPUBLIC OF	158 979	1 342 675	105 503	984 900
	TAIWAN	113 842	404 065	105 015	223 410
	CHINA	817 790	3 168 197	435 034	1 836 924
	THAILAND	22 624	435 670	11 301	375 558
	SINGAPORE	164 355	3 645 037	61 482	450 908
	PHILIPPINES	101	1 036	1 633	22 434
	MALAYSIA	43 389	294 330	14 935	111 086
	MYANMAR	15	1	0	0
	CAMBODIA	147	2 273	0	0
	BRUNEI DARUSSALAM	10	88	0	0
	VIET NAM	3 298	50 530	3 399	40 635
	INDIA	3 917	40 208	8 226	58 161
	PAKISTAN	1	1	5	141
	BANGLADESH	0	0	21	403
	SRI LANKA	312 204	361 803	285	3 938
	INDONESIA	72 715	402 960	4 090	24 004
	TURKEY	1 001	4 341	0	0
	UNITED ARAB EMIRATES	1 357	2 806	960	1 723
	SEYCHELLES	1	63	0	0
	SAO TOME AND PRINCIPE	0	0	3	67
	SOUTH AFRICA	258	4 320	0	0
	AUSTRALIA	1 094	40 331	821	44 745
	NEW ZEALAND	1	21	17	618
	UNITED STATES	25 322	472 210	26 959	592 605
	CANADA	210	19 449	0	0
	MEXICO	5	182	0	0
	PANAMA	0	0	12	127
	UNITED KINGDOM	1 301	36 120	64	2 075
	NETHERLANDS	4 124	41 576	1 139	18 092
	FRANCE	72	18 129	9	145
	GERMANY, FED. REP. OF	2 401	106 707	377	17 906
	AUSTRIA	2	2	0	0
	BELGIUM	61	852	225	4 861
	SWITZERLAND	26	5 733	0	0
	DENMARK	11	14	0	0
	NORWAY	1	6	0	0
	SWEDEN	8 298	126 914	6	28
	FINLAND	42	504	13	173
	IRELAND	17	600	0	0
	ITALY	21 302	274 274	235	3 740
	SPAIN	2 201	9 282	133	821
	HUNGARY	335	23 554	119	2 708
	ROMANIA	1 001	5 643	0	0
	KYRGYZSTAN	0	0	18	279
	CZECH REPUBLIC	213	3 645	0	0
	SUB TOTAL	**2 037 229**	**17 055 983**	**1 020 019**	**8 596 622 ***

http://www.bps.go.id

HS / SITC	COMMODITY DESCRIPTION / COUNTRY OF ORIGIN	JANUARY - DECEMBER 2015		JANUARY - DECEMBER 2016	
		NET WEIGHT (KG)	CIF VALUE (US$)	NET WEIGHT (KG)	CIF VALUE (US$)
4822101000	**CONE OF PULP OF A KIND USED FOR WINDINGTEXTILE YARN**				
64291	JAPAN	0	0	38	114
	HONG KONG	1 058	30 456	0	0
	KOREA, REPUBLIC OF	2 053	2 659	0	0
	CHINA	73 988	990 939	16 244	115 123
	SINGAPORE	128	1 076	0	0
	MALAYSIA	0	0	2 918	3 403
	INDIA	9 936	13 088	143 689	188 476
	SUB TOTAL	**87 163**	**1 038 218**	**162 889**	**307 116 ***
4822109000	**BOBBINS,SPOOLS,COPS&SIMILAR OF PULP,OTHOF A KIND USED FOR WINDING TEXTILE YARN**				
64291	JAPAN	0	0	94 070	67 847
	HONG KONG	345	8 319	2 125	8 345
	KOREA, REPUBLIC OF	694	5 453	0	0
	TAIWAN	33	255	9 668	40 580
	CHINA	3 330	16 341	25	141
	SINGAPORE	6 510	51 343	211	2 090
	PHILIPPINES	246	2 149	0	0
	CAMBODIA	0	0	565	1 154
	GERMANY, FED. REP. OF	840	712	7	595
	SUB TOTAL	**11 998**	**84 572**	**106 671**	**120 752 ***
4822901000	**OTH CONE**				
64291	JAPAN	157	4 990	439	4 932
	TAIWAN	957 317	1 089 576	308 533	361 798
	CHINA	32 475	40 211	29 653	39 568
	PHILIPPINES	0	0	27	233
	INDIA	5 700	9 142	130	339
	UNITED KINGDOM	6 978	56 016	6 227	46 917
	GERMANY, FED. REP. OF	3 240	303	0	0
	SUB TOTAL	**1 005 867**	**1 200 238**	**345 009**	**453 787 ***
4822909000	**OTHER BOBBINS,SPOOLS,COPS & SIMILAR**				
64291	JAPAN	400 561	271 764	95 337	74 847
	HONG KONG	18	630	338	4 098
	KOREA, REPUBLIC OF	367	2 632	410	5 455
	TAIWAN	11 837	34 335	2 125	22 531
	CHINA	14 767	33 569	6 935	34 012
	THAILAND	55	607	0	0
	SINGAPORE	57 144	65 166	43 709	243 145
	PHILIPPINES	11 832	13 430	0	0
	MALAYSIA	4 382	5 383	20 690	109 015
	INDIA	11 949	18 300	1 085	1 861
	SRI LANKA	0	0	225	1 757
	EGYPT	0	0	18	191
	UNITED STATES	13	2 814	153	1 915
	NETHERLANDS	54 341	818 928	81 904	1 406 723
	GERMANY, FED. REP. OF	11 638	2 511	0	0
	SWITZERLAND	5 812	6 774	0	0
	DENMARK	69 552	1 208 156	0	0
	ITALY	11	357	0	0
	PORTUGAL	32	288	0	0
	SUB TOTAL	**654 311**	**2 485 644**	**252 929**	**1 905 550 ***
4823201000	**FILTER PAPER IN ROLLS OR SHEETS,INSTRIPS,ROLLS OR SHEETS**				
64245	JAPAN	111 429	598 951	123 690	504 072
	HONG KONG	28 726	193 404	16 216	140 711
	KOREA, REPUBLIC OF	51 320	281 135	141 972	679 870
	TAIWAN	3 000	7 410	0	0
	CHINA	172 077	634 525	161 911	533 444
	MACAU	2	9	0	0
	THAILAND	14 138	66 213	8 708	41 463
	SINGAPORE	75	3 257	471 375	490 954
	MALAYSIA	21 191	9 375	920	330
	VIET NAM	0	0	15	319
	INDIA	64 082	228 341	47 671	136 553
	AUSTRALIA	1 487	11 604	12	525
	UNITED STATES	14 306	111 081	26 760	267 542
	CANADA	0	0	1	5

http://www.bps.go.id

HS / SITC	COMMODITY DESCRIPTION / COUNTRY OF ORIGIN	JANUARY - DECEMBER 2015		JANUARY - DECEMBER 2016	
		NET WEIGHT (KG)	CIF VALUE (US$)	NET WEIGHT (KG)	CIF VALUE (US$)
	UNITED KINGDOM	52 217	317 628	631 073	3 328 161
	NETHERLANDS	351	993	0	0
	FRANCE	24	56	156	8 756
	GERMANY, FED. REP. OF	140 167	955 104	405 072	2 441 591
	SWITZERLAND	6 450	31 550	7 290	37 370
	SWEDEN	16	1 820	3	273
	ITALY	424	4 336	1	22
	SPAIN	1 072	12 049	141 136	798 549
	SUB TOTAL	**682 554**	**3 468 841**	**2 183 982**	**9 410 510 ***
4823209000	**OTHERT FILTER PAPER IN ROLLS OR SHEETS**				
64245	JAPAN	63 864	1 111 256	37 065	377 349
	HONG KONG	59 089	385 517	18 225	172 687
	KOREA, REPUBLIC OF	12 539	77 311	13 779	102 805
	TAIWAN	65 942	497 197	118 511	608 740
	CHINA	1 824 226	6 226 806	647 432	2 013 300
	MACAU	111	873	0	0
	THAILAND	5	121	37	663
	SINGAPORE	9 528	97 167	5 872	32 420
	PHILIPPINES	0	0	48	2 123
	MALAYSIA	92 358	426 281	195	1 481
	VIET NAM	84 799	329 295	86 501	307 702
	INDIA	154	2 033	0	0
	AUSTRALIA	243	2 437	14	120
	UNITED STATES	33 701	163 897	14 112	98 598
	CANADA	0	0	3	421
	MEXICO	5	227	2	319
	PANAMA	0	0	2 852	41 592
	UNITED KINGDOM	689	52 813	1 985	43 542
	NETHERLANDS	18	614	15	2 388
	FRANCE	1 300	74 747	316	11 812
	GERMANY, FED. REP. OF	7 597	175 852	3 285	133 620
	AUSTRIA	174	18 920	116	12 354
	BELGIUM	3	3	0	0
	DENMARK	306	16 064	0	0
	NORWAY	0	0	1	3
	SWEDEN	1 126	11 925	600	3 603
	FINLAND	2 287	15 755	0	0
	IRELAND	0	0	1	149
	ITALY	1 226	32 113	18	336
	SPAIN	32 641	172 830	11 052	63 799
	HUNGARY	129	4 488	0	0
	POLAND	19	237	1	80
	ROMANIA	346	7 010	0	0
	SLOVENIA	0	0	11	239
	SUB TOTAL	**2 294 425**	**9 903 789**	**962 049**	**4 032 245 ***
4823402100	**CARDIOGRAPH RECORDING PAPER**				
64299	JAPAN	1 750	44 845	1 651	37 259
	KOREA, REPUBLIC OF	164	7 000	26 880	45 700
	TAIWAN	0	0	1	28
	CHINA	1 181	4 638	0	0
	SINGAPORE	0	0	44	185
	MALAYSIA	12 433	57 247	10 234	43 382
	UNITED STATES	105	4 736	69	4 060
	GERMANY, FED. REP. OF	59	1 256	43	879
	SUB TOTAL	**15 692**	**119 722**	**38 922**	**131 493 ***
4823402900	**OTH PAPER FOR ELECTRO-MEDICAL APPARATUS**				
64299	JAPAN	4 453	39 180	67	11 799
	KOREA, REPUBLIC OF	512	6 780	311	5 329
	CHINA	641	3 119	411	588
	SINGAPORE	46	2 042	4	129
	INDIA	3 321	13 678	0	0
	UNITED STATES	140	5 552	223	4 802
	UNITED KINGDOM	0	0	11	134
	GERMANY, FED. REP. OF	47	4 400	1	10
	SWITZERLAND	1	69	0	0
	SUB TOTAL	**9 161**	**74 820**	**1 028**	**22 791 ***

http://www.bps.go.id

HS / SITC	COMMODITY DESCRIPTION / COUNTRY OF ORIGIN	JANUARY - DECEMBER 2015		JANUARY - DECEMBER 2016	
		NET WEIGHT (KG)	CIF VALUE (US$)	NET WEIGHT (KG)	CIF VALUE (US$)
4823409000	**OTH ROLLS,SHEETS&DIALS,PRINTED FOR SELF-RECORDING APPARATUS**				
64299	JAPAN	10 740	243 479	4 327	104 301
	HONG KONG	104 513	152 496	274 039	418 423
	KOREA, REPUBLIC OF	33 930	165 841	7 238	46 199
	TAIWAN	214 127	210 024	231 321	227 589
	CHINA	248 103	514 971	42 490	199 754
	THAILAND	0	0	142	1 893
	SINGAPORE	177 756	1 592 000	132 504	814 068
	MALAYSIA	1 654	31 270	391	2 790
	VIET NAM	9 805	12 148	269	1 550
	INDIA	107 144	400 094	52 725	234 020
	KUWAIT	9	34	0	0
	OMAN	70	304	62	40 344
	TURKEY	1 924	3 166	1 021	1 684
	UNITED ARAB EMIRATES	1 534	3 174	2 071	8 156
	EGYPT	0	0	40	112
	AUSTRALIA	11	1 033	0	0
	UNITED STATES	8 342	101 232	833	11 324
	CANADA	18	396	5	258
	UNITED KINGDOM	139	4 981	56	1 670
	NETHERLANDS	260	1 440	196	1 087
	GERMANY, FED. REP. OF	443	24 041	3	27
	BELGIUM	0	0	10	138
	SWITZERLAND	0	0	1	70
	SWEDEN	3 272	12 248	1 937	9 513
	ITALY	19 332	71 166	34 713	85 676
	SUB TOTAL	**943 126**	**3 545 538**	**786 394**	**2 210 646 ***
4823610000	**TRAYS,DISHES,PLATES,CUPS&THE LIKE,OF PAPER OR PAPERBOARD OF BAMBOO**				
64293	TAIWAN	38	127	0	0
	CHINA	8 753	31 418	0	0
	SUB TOTAL	**8 791**	**31 545**	**0**	**0 ***
4823690000	**TRAYS,DISHES,PLATES,CUPS&THE LIKE,OFPAPER OR PAPERBOARD OF OTH THAN BAMBOO**				
64293	JAPAN	76 040	87 876	2 858	26 016
	HONG KONG	690	6 593	247	1 701
	KOREA, REPUBLIC OF	1 128	6 514	1 694	34 516
	TAIWAN	3 561	16 066	5 389	27 795
	CHINA	380 332	1 194 642	378 960	1 327 241
	THAILAND	155 235	637 705	268 345	1 099 322
	SINGAPORE	1 736	10 169	1 517	10 458
	PHILIPPINES	118 196	458 573	86 010	310 949
	MALAYSIA	602 323	462 378	164 230	119 837
	BRUNEI DARUSSALAM	186	1 735	228	1 628
	VIET NAM	5 715	11 806	0	0
	SRI LANKA	47	2 174	39	1 140
	SAUDI ARABIA	2 591	24 253	4 045	28 550
	KUWAIT	3	46	303	1 082
	TURKEY	11 604	61 957	5 419	22 461
	UNITED ARAB EMIRATES	17 486	30 634	13 462	23 838
	QATAR	764	5 420	0	0
	AUSTRALIA	3 714	23 589	357	2 336
	NEW ZEALAND	0	0	40	58
	UNITED STATES	114	1 148	495	2 176
	UNITED KINGDOM	47	2 050	0	0
	FRANCE	520	2 215	0	0
	GERMANY, FED. REP. OF	220	3 587	4	659
	AUSTRIA	1	1	0	0
	BELGIUM	21	138	0	0
	ITALY	592	2 405	3 066	32 444
	SPAIN	215	3 597	368	1 769
	POLAND	0	0	3	33
	BULGARIA	0	0	5	293
	CZECH REPUBLIC	14	23	0	0
	RUSSIA FEDERATION	0	0	2	37
	SUB TOTAL	**1 383 095**	**3 057 294**	**937 086**	**3 076 339 ***
4823700000	**MOULDAD OR PRESSED ARTICLES OF PAPERPULP**				
64299	JAPAN	5 225	78 207	3 172	58 294
	HONG KONG	1 385	134 123	558	75 782

http://www.bps.go.id

HS / SITC	COMMODITY DESCRIPTION / COUNTRY OF ORIGIN	JANUARY - DECEMBER 2015		JANUARY - DECEMBER 2016	
		NET WEIGHT (KG)	CIF VALUE (US$)	NET WEIGHT (KG)	CIF VALUE (US$)
	KOREA, REPUBLIC OF	10 166	215 299	6 221	102 214
	TAIWAN	5 853	18 529	10 604	10 783
	CHINA	483 910	1 607 331	239 573	800 551
	THAILAND	115	371	92	17 807
	SINGAPORE	424 962	1 007 394	73 007	137 803
	MALAYSIA	137 080	130 035	211 639	315 920
	VIET NAM	36 286	52 369	3 773	6 283
	SRI LANKA	3	70	0	0
	TURKEY	8 661	73 412	614	17 534
	AUSTRALIA	17	666	12	696
	UNITED STATES	139	4 470	25	2 832
	CHILE	1	96	0	0
	UNITED KINGDOM	517	108 756	37	6 965
	NETHERLANDS	269	10 602	0	0
	FRANCE	3	974	0	0
	GERMANY, FED. REP. OF	3 184	19 907	4 800	27 438
	SWITZERLAND	62 628	261 469	0	0
	ITALY	280	5 600	0	0
	POLAND	0	0	2	29
	UKRAINE	250	4 106	0	0
	SUB TOTAL	**1 180 934**	**3 733 786**	**554 129**	**1 580 931 ***
4823901000	**COCONING FRAMES FOR SILK-WORMS**				
64299	JAPAN	2 167	13 852	892	12 697
	CHINA	745	1 839	1	3
	THAILAND	14	236	0	0
	SINGAPORE	0	0	2	777
	UNITED STATES	9	1 354	0	0
	GERMANY, FED. REP. OF	0	0	2	547
	SUB TOTAL	**2 935**	**17 281**	**897**	**14 024 ***
4823902000	**DISPLAY CARDS FOR JEWELLERY,INCL OBJECTS PERSONAL CARRIED IN POCKET,IN HANDBAG**				
64299	JAPAN	64	910	0	0
	HONG KONG	0	0	545	26 705
	KOREA, REPUBLIC OF	129	569	176	1 485
	CHINA	45 620	317 070	336 102	611 333
	THAILAND	0	0	654	8 348
	SINGAPORE	5	362	0	0
	MALAYSIA	600	5 500	0	0
	INDIA	0	0	20 000	3 479
	UNITED STATES	24	1 403	0	0
	ITALY	0	0	2	6
	SUB TOTAL	**46 442**	**325 814**	**357 479**	**651 356 ***
4823903000	**DIA-CUT POLYETHYLENE COATED PEPERBOARDOF A KIND FOR MANUFACTURE OF PAPER CUPS**				
64299	JAPAN	27	4 568	0	0
	KOREA, REPUBLIC OF	4 145	37 034	3 169	29 056
	TAIWAN	4 073	19 472	1 613	9 275
	CHINA	712 637	491 776	742 107	521 310
	SINGAPORE	0	0	9	994
	UNITED STATES	664	1 241	454	2 112
	UNITED KINGDOM	0	0	1	1
	SUB TOTAL	**721 546**	**554 091**	**747 353**	**562 748 ***
4823904000	**PAPER TUBE SATS OF KIND USED FOR THEMANUFACTURE OF FIREWORKS**				
64299	JAPAN	2	736	0	0
	CHINA	268	707	200	2 764
	VIET NAM	0	0	19	231
	GERMANY, FED. REP. OF	87	2 161	190	2 833
	AUSTRIA	533 185	5 013 252	0	0
	SPAIN	7	71	15	405
	SUB TOTAL	**533 549**	**5 016 927**	**424**	**6 233 ***
4823905100	**KRAFT PAPER,IN ROLLS OF A WIDTH OF 209MM WEIGHT 150 G/M2 OR LESS**				
64299	JAPAN	4 809	53 169	3 289	29 951
	CHINA	17 995	33 218	0	0
	SUB TOTAL	**22 804**	**86 387**	**3 289**	**29 951 ***

http://www.bps.go.id

HS / SITC	COMMODITY DESCRIPTION / COUNTRY OF ORIGIN	JANUARY - DECEMBER 2015		JANUARY - DECEMBER 2016	
		NET WEIGHT (KG)	CIF VALUE (US$)	NET WEIGHT (KG)	CIF VALUE (US$)
4823905900	**KRAFT PAPER,IN ROLLS OF A WIDTH OF 209 MOTHER WEIGHT**				
64299	JAPAN	3 532	35 767	782	13 562
	HONG KONG	19	515	2	50
	KOREA, REPUBLIC OF	3 499	9 443	141	3 436
	TAIWAN	6	51	0	0
	CHINA	15 516	29 820	17 825	43 587
	THAILAND	6 295	72 075	110	1 105
	SINGAPORE	41	159	0	0
	VIET NAM	446	1 412	0	0
	INDIA	1	44	0	0
	TURKEY	11	49	0	0
	UNITED STATES	91 832	146 567	106 827	155 485
	CANADA	318	9 711	0	0
	MEXICO	0	0	1	39
	UNITED KINGDOM	112	1 164	0	0
	NETHERLANDS	118	1 666	0	0
	FRANCE	11	107	73	1 644
	GERMANY, FED. REP. OF	254	1 852	82	1 334
	SWEDEN	2	533	0	0
	ITALY	5	48	0	0
	SPAIN	40	638	0	0
	POLAND	9	93	0	0
	LITHUANIA	18	76	0	0
	SUB TOTAL	**122 085**	**311 790**	**125 843**	**220 242 ***
4823906000	**PUNCHED JACQUARD CARDS**				
64299	JAPAN	382	10 284	137	820
	HONG KONG	20	132	212	2 245
	KOREA, REPUBLIC OF	63	113	28	303
	CHINA	17	100	63	796
	UNITED STATES	8	116	11	1 174
	SUB TOTAL	**490**	**10 745**	**451**	**5 338 ***
4823907000	**FANS & HANDSSCREEN**				
64299	JAPAN	100	1 056	76	693
	KOREA, REPUBLIC OF	0	0	13	540
	CHINA	13 479	45 327	4 240	22 954
	THAILAND	0	0	757	4 342
	SINGAPORE	17 292	56 228	2 228	5 873
	MALAYSIA	99	398	685	800
	UNITED STATES	17	283	0	0
	GERMANY, FED. REP. OF	228	3 707	0	0
	ITALY	3	40	0	0
	ROMANIA	1	2	0	0
	SUB TOTAL	**31 219**	**107 041**	**7 999**	**35 202 ***
4823909200	**JOSS PAPER**				
64299	JAPAN	67 568	555 145	85 460	775 047
	HONG KONG	229 402	266 843	37 237	41 133
	TAIWAN	228 121	436 454	21 200	12 649
	CHINA	1 521 883	1 480 717	997 883	1 149 111
	SINGAPORE	183 741	458 606	168 548	383 599
	MALAYSIA	241 196	368 673	81 211	150 176
	INDIA	331 245	463 742	0	0
	CAPE VERDE	0	0	7 392	9 983
	UNITED KINGDOM	4	1 760	0	0
	GERMANY, FED. REP. OF	2 306	3 151	10 886	16 052
	SUB TOTAL	**2 805 466**	**4 035 091**	**1 409 817**	**2 537 750 ***
4823909400	**CELLULOSE WADDING AND WEBS OF CELLULOSAFIBERS,COLOURED OR MARBLED ALL**				
64299	HONG KONG	7	84	0	0
	KOREA, REPUBLIC OF	0	0	2 721	27 267
	TAIWAN	1 206	2 344	735	1 993
	CHINA	0	0	1	1
	MALAYSIA	3 112	8 568	0	0
	INDIA	4	19	0	0
	FRANCE	0	0	15	327
	SUB TOTAL	**4 329**	**11 015**	**3 472**	**29 588 ***

http://www.bps.go.id

HS / SITC	COMMODITY DESCRIPTION / COUNTRY OF ORIGIN	JANUARY - DECEMBER 2015		JANUARY - DECEMBER 2016	
		NET WEIGHT (KG)	CIF VALUE (US$)	NET WEIGHT (KG)	CIF VALUE (US$)
4823909500	**OTHETR FLOOR COVERINGS ON A BASE OF PAPEPEPERBOARD**				
64299	JAPAN	47	415	0	0
	CHINA	501	8 247	901	1 772
	SUB TOTAL	**548**	**8 662**	**901**	**1 772 ***
4823909600	**OTH, CUT TO SHAPE OTHER THAN RECTANGULAROR SQUARE**				
64299	JAPAN	1 951	28 348	79	1 512
	HONG KONG	1	12	0	0
	KOREA, REPUBLIC OF	0	0	2	2
	CHINA	53 682	225 700	27 963	30 857
	SINGAPORE	0	0	88	3 279
	MALAYSIA	3 258	8 431	0	0
	UNITED STATES	0	0	29	4 570
	FRANCE	193	408	0	0
	GERMANY, FED. REP. OF	1	21	0	0
	ITALY	17 025	213 936	21 996	230 718
	SUB TOTAL	**76 111**	**476 856**	**50 157**	**270 938 ***
4823909900	**OTHER,CUT TO SIZE/SHAPE,OTHER THAN INSTRIPS, ROLLS OR SHEETS**				
64299	JAPAN	157 426	1 936 484	33 837	582 945
	HONG KONG	289 606	863 216	150 972	997 569
	KOREA, REPUBLIC OF	127 852	1 513 869	68 302	817 623
	TAIWAN	109 910	289 338	20 157	81 632
	CHINA	2 830 429	3 935 911	1 724 545	3 224 801
	THAILAND	329 171	708 102	119 708	204 828
	SINGAPORE	49 137	446 094	20 557	337 106
	PHILIPPINES	217	4 466	132	1 923
	MALAYSIA	305 027	346 508	308 987	380 409
	MYANMAR	20	59	0	0
	CAMBODIA	9	113	1	3
	VIET NAM	2 485	9 178	102	523
	INDIA	246 888	440 673	53 538	54 341
	PAKISTAN	0	0	35	352
	BANGLADESH	50	666	7	7
	SRI LANKA	14	817	3	9
	INDONESIA	15 357	17 228	0	0
	IRAQ	50	840	0	0
	SAUDI ARABIA	48	1 240	0	0
	TURKEY	319	1 571	93	578
	UNITED ARAB EMIRATES	0	0	64	1 079
	AUSTRALIA	121	6 776	395	4 387
	NEW ZEALAND	0	0	1	5
	UNITED STATES	25 712	187 364	17 312	118 511
	CANADA	2 314	57 614	4 832	58 082
	UNITED KINGDOM	184	3 049	194	3 608
	NETHERLANDS	62 898	73 300	46 570	60 527
	FRANCE	134	2 646	3 640	8 477
	GERMANY, FED. REP. OF	159 849	732 208	15 790	89 752
	AUSTRIA	164 598	1 751 874	40 480	371 139
	BELGIUM	98	3 522	31	235
	SWITZERLAND	87	1 784	214	5 187
	DENMARK	0	0	1	202
	SWEDEN	42	5 912	11	1 763
	FINLAND	9	160	3	34
	IRELAND	5	5	1	1
	ITALY	1 469	17 973	867	14 438
	SPAIN	15 138	79 504	13 685	69 666
	PORTUGAL	0	0	26	408
	POLAND	1 098	7 856	350	1 957
	LITHUANIA	81	428	41	157
	LATVIA	88	408	0	0
	ESTONIA	3	34	0	0
	SLOVENIA	151	3 137	0	0
	CZECH REPUBLIC	175	2 772	135	854
	RUSSIA FEDERATION	0	0	1	1
	SUB TOTAL	**4 898 269**	**13 454 699**	**2 645 620**	**7 495 119 ***
4901100000	**PRINTED BOOKS,BROCHURES AND SIMILAR PRININ SINGLE SHEETS, WHETHER OR NOT FOLDED**				
89215	JAPAN	170 372	492 321	127 754	570 757
	HONG KONG	31 922	152 224	13 918	127 072

http://www.bps.go.id

HS / SITC	COMMODITY DESCRIPTION / COUNTRY OF ORIGIN	JANUARY - DECEMBER 2015		JANUARY - DECEMBER 2016	
		NET WEIGHT (KG)	CIF VALUE (US$)	NET WEIGHT (KG)	CIF VALUE (US$)
	KOREA, REPUBLIC OF	14 456	314 310	7 091	231 933
	TAIWAN	107	460	1 934	4 028
	CHINA	30 696	96 375	29 576	138 579
	THAILAND	6 341	32 845	1 393	17 245
	SINGAPORE	26 115	76 540	93 853	254 604
	PHILIPPINES	0	0	592	3 242
	MALAYSIA	3 712	28 677	3 273	26 561
	VIET NAM	359	6 596	1 385	8 761
	INDIA	188	3 127	5 048	55 638
	PAKISTAN	0	0	7	40
	SRI LANKA	0	0	14	101
	INDONESIA	0	0	163	125
	KUWAIT	0	0	42	257
	TURKEY	0	0	15	324
	UNITED ARAB EMIRATES	56	642	184	1 331
	AUSTRALIA	4 594	66 624	2 107	59 847
	UNITED STATES	5 538	107 974	10 025	141 345
	CANADA	2	71	71	1 519
	MEXICO	6	2 293	291	2 465
	CHILE	0	0	13	133
	VIRGIN ISLANDS (BRITISH)	0	0	216	4 220
	UNITED KINGDOM	204	8 168	1 029	14 053
	NETHERLANDS	7	60	444	10 306
	FRANCE	838	12 118	295	2 502
	GERMANY, FED. REP. OF	2 732	407 614	2 764	107 278
	AUSTRIA	26	777	48	282
	BELGIUM	110	2 058	218	4 116
	SWITZERLAND	299	1 003	12	443
	DENMARK	34	492	204	1 179
	NORWAY	169	63	0	0
	SWEDEN	6	48	52	736
	FINLAND	111	4 669	16	129
	IRELAND	0	0	8	4 442
	ITALY	151 985	744 672	153 490	465 277
	SPAIN	249	3 123	497	5 426
	HUNGARY	3	25	5	356
	POLAND	0	0	7	103
	SLOVENIA	0	0	2	172
	CZECH REPUBLIC	224	381	0	0
	RUSSIA FEDERATION	0	0	9	299
	SUB TOTAL	**451 461**	**2 566 350**	**458 065**	**2 267 226 ***
4901910000	**DICTIONARIES ANDENCYCLOPEDIAS,AND SERIALINSTALMENTS THEREOF**				
89216	JAPAN	34	118	156	5 838
	HONG KONG	165	391	0	0
	KOREA, REPUBLIC OF	31	1 972	0	0
	CHINA	27 545	235 737	66	61
	MALAYSIA	58	753	0	0
	AUSTRALIA	0	0	2	55
	UNITED STATES	6	793	66	2 972
	UNITED KINGDOM	0	0	252	3 130
	NETHERLANDS	0	0	7	241
	GERMANY, FED. REP. OF	2	108	0	0
	FINLAND	0	0	16	208
	ITALY	62	8 755	21	4 503
	SUB TOTAL	**27 903**	**248 627**	**586**	**17 008 ***
4901991000	**EDUCATIONAL, TECHNICAL, SCIENTIFIC,HISTORICAL OR CULTURAL BOOKS**				
89219	JAPAN	301 902	767 607	190 961	733 212
	HONG KONG	73 106	1 146 439	126 433	2 738 390
	KOREA, REPUBLIC OF	743	16 388	1 027	22 144
	TAIWAN	12 904	89 167	7 267	55 844
	CHINA	33 965	87 674	57 868	240 318
	THAILAND	31 602	138 542	260	1 378
	SINGAPORE	54 574	872 232	70 429	1 073 788
	PHILIPPINES	87	2 627	17	317
	MALAYSIA	44 914	159 300	15 366	51 415
	VIET NAM	0	0	16	61
	INDIA	6 700	281 940	12 609	262 583
	PAKISTAN	0	0	33	447
	SRI LANKA	0	0	1 307	4 213

http://www.bps.go.id

HS / SITC	COMMODITY DESCRIPTION / COUNTRY OF ORIGIN	JANUARY - DECEMBER 2015		JANUARY - DECEMBER 2016	
		NET WEIGHT (KG)	CIF VALUE (US$)	NET WEIGHT (KG)	CIF VALUE (US$)
	INDONESIA	20	30	61	279
	SAUDI ARABIA	9 865	10 411	17 435	13 180
	LEBANON	338 942	1 336 756	284 226	1 247 910
	EGYPT	59 047	90 792	144 302	89 412
	SOUTH AFRICA	1	1	0	0
	AUSTRALIA	5 872	108 652	10 076	158 962
	NEW ZEALAND	1 181	37 858	0	0
	UNITED STATES	172 929	1 063 181	231 735	1 464 220
	CANADA	359	5 628	78	1 343
	MEXICO	99	1 095	24	56
	UNITED KINGDOM	93 493	650 751	131 820	1 190 003
	NETHERLANDS	10 000	2 543	78	676
	FRANCE	86	4 196	254	5 689
	GERMANY, FED. REP. OF	207	12 130	42 024	262 272
	BELGIUM	96	1 967	43	442
	SWITZERLAND	22	608	100	743
	DENMARK	0	0	533	5 303
	SWEDEN	0	0	54	210
	FINLAND	406	3 242	265	1 661
	IRELAND	62	2 018	211	4 536
	ITALY	3 659	16 661	638	5 481
	SPAIN	212	3 517	2	246
	HUNGARY	5	6	0	0
	SUB TOTAL	**1 257 060**	**6 913 959**	**1 347 552**	**9 636 734 ***
4901999000	**OTH PRINTED BOOKS,BROCHURES, AND SIMILARPRINTED**				
89219	JAPAN	76 433	1 183 627	80 520	1 435 112
	HONG KONG	60 788	759 839	22 435	290 920
	KOREA, REPUBLIC OF	46 697	505 905	48 969	289 601
	TAIWAN	3 066	33 014	2 840	34 188
	CHINA	56 232	452 902	50 541	447 546
	MACAU	6	517	0	0
	PAPUA NEW GUINEA	156	526	0	0
	THAILAND	42 243	363 656	47 884	560 023
	SINGAPORE	435 817	3 100 057	458 672	3 241 093
	PHILIPPINES	110	1 416	183	1 825
	MALAYSIA	18 592	165 907	996 487	7 198 226
	MYANMAR	513	1 670	0	0
	CAMBODIA	0	0	14	69
	BRUNEI DARUSSALAM	2 076	1 589	0	0
	VIET NAM	106 499	353 327	88 119	307 275
	INDIA	2 816	35 292	5 230	44 782
	PAKISTAN	29	58	1	2
	BANGLADESH	24	886	0	0
	SRI LANKA	0	0	106	960
	INDONESIA	4	30	13	594
	SAUDI ARABIA	392	2 455	10 078	7 017
	KUWAIT	67	520	0	0
	LEBANON	124 249	225 661	72 173	142 007
	YEMEN	207	3 008	0	0
	TURKEY	53	793	1 355	6 144
	UNITED ARAB EMIRATES	2 245	22 486	538	7 805
	QATAR	90	1 209	21	374
	EGYPT	151 209	147 229	119 153	157 921
	TUNISIA	0	0	2	1
	ANGOLA	70	3 375	0	0
	CONGO	0	0	6	443
	NIGERIA	0	0	1	155
	UGANDA	95	1 270	0	0
	SOUTH AFRICA	269	4 464	78	741
	MAURITIUS	0	0	19	190
	AUSTRALIA	7 432	54 126	12 190	111 340
	NEW ZEALAND	0	0	22	3 024
	UNITED STATES	392 497	5 683 562	398 569	5 023 896
	CANADA	327	17 095	965	24 095
	MEXICO	231	5 749	507	13 033
	VENEZUELA	82	1 477	0	0
	BRAZIL	0	0	6	224
	COLOMBIA	0	0	31	535
	PERU	0	0	100	1 035
	UNITED KINGDOM	144 126	1 845 633	192 738	2 305 877
	NETHERLANDS	704	10 294	984	14 450

http://www.bps.go.id

HS / SITC	COMMODITY DESCRIPTION / COUNTRY OF ORIGIN	JANUARY - DECEMBER 2015		JANUARY - DECEMBER 2016	
		NET WEIGHT (KG)	CIF VALUE (US$)	NET WEIGHT (KG)	CIF VALUE (US$)
	FRANCE	1 205	20 936	2 634	67 338
	GERMANY, FED. REP. OF	40 706	204 544	30 677	158 363
	AUSTRIA	163	9 211	398	13 531
	BELGIUM	491	7 707	835	7 274
	SWITZERLAND	151	5 376	1 016	21 327
	DENMARK	1 522	12 353	2 810	82 005
	NORWAY	3	20	324	5 245
	SWEDEN	880	8 295	1 165	18 435
	FINLAND	958	15 196	1 687	17 360
	IRELAND	118	5 665	338	6 852
	ITALY	13 647	118 044	8 104	74 364
	SPAIN	95	1 134	760	17 553
	PORTUGAL	0	0	175	2 527
	GREECE	66	656	202	1 987
	HUNGARY	2	2	3	1 238
	POLAND	14	1 507	236	5 822
	ROMANIA	0	0	1	156
	BULGARIA	0	0	12	206
	KAZAKHSTAN	0	0	6	131
	LITHUANIA	0	0	8	116
	SLOVAKIA	0	0	23	220
	CZECH REPUBLIC	118	2 398	128	2 354
	RUSSIA FEDERATION	0	0	4	430
	SERBIA	0	0	23	176
	SUB TOTAL	**1 736 585**	**15 403 668**	**2 663 119**	**22 177 533 ***
4902100000	**NEWSPAPERS,JOURNALS & PERIODICALSAPPEARING AT LEAST FOUR TIMES A WEEK**				
89221	JAPAN	2 141	47 625	4 742	63 362
	HONG KONG	18	26	58	1 043
	KOREA, REPUBLIC OF	8 123	36 108	18 572	92 482
	CHINA	0	0	40	537
	THAILAND	924	5 787	2 880	16 159
	SINGAPORE	12 066	23 191	10 803	24 541
	CAMBODIA	0	0	34	419
	AUSTRALIA	0	0	9	190
	UNITED STATES	0	0	31	8 923
	GERMANY, FED. REP. OF	0	0	204	761
	SUB TOTAL	**23 272**	**112 737**	**37 373**	**208 417 ***
4902901000	**NEWSPAPERS,JOURNALS & PERIODICALSOTH APPEARING AT LEAST FOUR TIMES A WEEK**				
89229	JAPAN	164	2 731	4 243	63 970
	HONG KONG	14 901	95 455	8 863	56 673
	KOREA, REPUBLIC OF	0	0	184	1 442
	TAIWAN	12	44	74	185
	CHINA	85	458	13 072	38 907
	THAILAND	111	428	0	0
	SINGAPORE	605	1 467	221	1 733
	MALAYSIA	83	202	5	12
	INDIA	362	1 361	0	0
	INDONESIA	9	57	0	0
	MAURITIUS	0	0	11	156
	UNITED STATES	0	0	231	2 794
	UNITED KINGDOM	690	11 465	303	2 939
	NETHERLANDS	0	0	41	402
	GERMANY, FED. REP. OF	200	2 884	103	689
	BELGIUM	0	0	14	341
	FINLAND	1	56	0	0
	SUB TOTAL	**17 223**	**116 608**	**27 365**	**170 243 ***
4902909000	**OTHER NEWSPAPERS,JOURNALS & PERIODICALS**				
89229	JAPAN	743	22 108	3 505	74 474
	HONG KONG	11 340	93 211	8 614	47 466
	KOREA, REPUBLIC OF	147	1 430	76	1 046
	TAIWAN	40	1 046	273	1 096
	CHINA	8 120	36 253	17 050	55 700
	THAILAND	2 300	10 843	2 694	11 746
	SINGAPORE	40 993	302 089	72 444	525 448
	PHILIPPINES	0	0	45	376
	MALAYSIA	1 607	9 494	342	3 058
	INDIA	0	0	1 019	5 313

http://www.bps.go.id

HS / SITC	COMMODITY DESCRIPTION / COUNTRY OF ORIGIN	JANUARY - DECEMBER 2015		JANUARY - DECEMBER 2016	
		NET WEIGHT (KG)	CIF VALUE (US$)	NET WEIGHT (KG)	CIF VALUE (US$)
	TURKEY	0	0	70	664
	UNITED ARAB EMIRATES	51	79	61	637
	AUSTRALIA	8 293	87 140	17 827	204 795
	NEW ZEALAND	0	0	6	247
	UNITED STATES	33 650	486 221	70 437	1 044 076
	BRAZIL	0	0	7	188
	UNITED KINGDOM	30 702	354 421	51 206	546 387
	NETHERLANDS	12	585	200	2 922
	FRANCE	110	1 204	273	3 329
	GERMANY, FED. REP. OF	435	3 539	592	6 566
	AUSTRIA	351	4 542	48	896
	BELGIUM	0	0	164	1 526
	SWITZERLAND	66	925	55	1 274
	DENMARK	9	747	90	1 093
	NORWAY	0	0	183	2 267
	FINLAND	0	0	308	3 932
	ITALY	30	706	99	1 324
	SPAIN	67	878	175	2 130
	POLAND	136	2 696	30	293
	CZECH REPUBLIC	0	0	37	526
	SUB TOTAL	**139 202**	**1 420 157**	**247 930**	**2 550 795 ***
4903000000	**CHILDRENS PICTURE,DRAWING OR COLORINGBOOKS.**				
89212	JAPAN	194	6 985	30	832
	HONG KONG	9 236	167 313	33	728
	KOREA, REPUBLIC OF	0	0	29	627
	CHINA	26 101	42 570	35 738	208 465
	SINGAPORE	0	0	253	1 243
	MALAYSIA	98	1 430	485	4 483
	UNITED STATES	330	9 249	350	3 363
	MEXICO	0	0	8	76
	UNITED KINGDOM	11	57	976	10 716
	GERMANY, FED. REP. OF	0	0	82	930
	ITALY	0	0	547	2 646
	SUB TOTAL	**35 970**	**227 604**	**38 531**	**234 109 ***
4904000000	**MUSIC,PRINTED OR IN MANUSCRIPT,WHETHEROR NOT BOUND OR ILLUSTRATED.**				
89285	JAPAN	14 185	640 682	12 433	566 700
	KOREA, REPUBLIC OF	0	0	61	480
	CHINA	3 077	46 983	3 996	39 122
	SINGAPORE	0	0	20	226
	AUSTRALIA	16	1 166	0	0
	UNITED STATES	693	16 436	296	9 975
	UNITED KINGDOM	11	251	45	1 666
	SPAIN	0	0	1	131
	SUB TOTAL	**17 982**	**705 518**	**16 852**	**618 300 ***
4905100000	**GLOBES**				
89214	JAPAN	1	1	10	2 565
	HONG KONG	4 334	90 784	0	0
	TAIWAN	2 873	29 127	2 065	12 821
	CHINA	3 329	59 794	3 530	54 412
	SINGAPORE	39	554	3	51
	UNITED STATES	18	979	0	0
	UNITED KINGDOM	0	0	2	119
	NETHERLANDS	0	0	29	1 079
	ITALY	509	2 637	795	5 753
	SPAIN	156	2 342	0	0
	SUB TOTAL	**11 259**	**186 218**	**6 434**	**76 800 ***
4905910000	**MAPS & HYDROGRAPHIC/SIMILAR CHARTSOF ALL KINDS,IN BOOK FORM**				
89213	JAPAN	0	0	13	285
	KOREA, REPUBLIC OF	6	59	58	860
	CHINA	0	0	2 052	2 609
	MALAYSIA	29	97	0	0
	INDONESIA	52	187	0	0
	AUSTRALIA	0	0	1	278
	UNITED STATES	2	28	24	1 059
	UNITED KINGDOM	0	0	16	74

http://www.bps.go.id

HS / SITC	COMMODITY DESCRIPTION / COUNTRY OF ORIGIN	JANUARY - DECEMBER 2015		JANUARY - DECEMBER 2016	
		NET WEIGHT (KG)	CIF VALUE (US$)	NET WEIGHT (KG)	CIF VALUE (US$)
	GERMANY, FED. REP. OF	0	0	12	1 250
	ITALY	39	121	88	1 622
	SUB TOTAL	**128**	**492**	**2 264**	**8 037 ***
4905990000	**OTHER MAPS&HYDROGRAPHIC OR SIMILARCHARTS OF ALL KINDS**				
89214	JAPAN	161	10 765	369	12 321
	HONG KONG	42	742	48	1 659
	KOREA, REPUBLIC OF	61	1 242	135	2 522
	TAIWAN	99	3 484	115	2 746
	CHINA	6 495	57 682	5 355	86 909
	MACAU	0	0	14	2 679
	THAILAND	0	0	19	1 003
	SINGAPORE	387	12 668	876	17 558
	MALAYSIA	337	7 329	3	556
	VIET NAM	18	268	5	47
	INDIA	0	0	69	931
	SRI LANKA	0	0	22	197
	INDONESIA	0	0	9	4 137
	AUSTRALIA	12	863	6	645
	UNITED STATES	151	5 149	1 929	63 381
	CANADA	593	3 991	0	0
	UNITED KINGDOM	192	14 915	358	18 805
	NETHERLANDS	4	943	226	1 431
	FRANCE	169	1 784	213	2 879
	GERMANY, FED. REP. OF	81	659	41	396
	BELGIUM	78	1 643	0	0
	DENMARK	2	624	18	1 451
	SWEDEN	0	0	5	827
	ITALY	19	2 013	63	3 387
	SPAIN	25	369	0	0
	GREECE	114	663	73	4 380
	SUB TOTAL	**9 040**	**127 796**	**9 971**	**230 847 ***
4906001000	**PLANS&DRAWINGS,INCLUDING PHOTOGRAPHICREPRODUCTIONS ON SENSITISED PAPER**				
89282	JAPAN	190	1 469	188	10 931
	CHINA	413	4 984	10 755	25 756
	THAILAND	3	200	0	0
	SINGAPORE	1	1	656	6 461
	MALAYSIA	474	7 538	0	0
	UNITED STATES	1	1	3	153
	GERMANY, FED. REP. OF	157	4 739	2	297
	AUSTRIA	1	1	0	0
	FINLAND	0	0	19	720
	SUB TOTAL	**1 240**	**18 933**	**11 623**	**44 318 ***
4906009000	**PLANS&DRAWINGS,INCLUDING PHOTOGRAPHICREPRODUCTIONS ON CARBON COPIES**				
89282	JAPAN	1 401	110 494	1 517	66 611
	HONG KONG	139	1 315	213	2 602
	KOREA, REPUBLIC OF	297	705	4 383	21 805
	TAIWAN	2	4	4 069	63 874
	CHINA	31 401	41 453	44 425	112 255
	THAILAND	116	54 219	33	318
	SINGAPORE	2 414	7 180	2 726	12 866
	MALAYSIA	0	0	176	1 838
	VIET NAM	0	0	15	157
	AUSTRALIA	0	0	1	8
	UNITED STATES	343	6 569	130	6 716
	UNITED KINGDOM	8	2 628	151	33 209
	NETHERLANDS	2	1 081	0	0
	FRANCE	72	1 095	236	185 351
	GERMANY, FED. REP. OF	310	38 232	603	8 381
	AUSTRIA	167	3 093	0	0
	SWITZERLAND	36	721	4	9
	DENMARK	116	463	0	0
	SWEDEN	1 637	12 449	0	0
	FINLAND	5 871	35 462	1 256	11 348
	IRELAND	0	0	1	33
	ITALY	243	1 760	0	0
	POLAND	521	15 844	371	14 501
	SUB TOTAL	**45 096**	**334 767**	**60 310**	**541 882 ***

http://www.bps.go.id

HS / SITC	COMMODITY DESCRIPTION / COUNTRY OF ORIGIN	JANUARY - DECEMBER 2015		JANUARY - DECEMBER 2016	
		NET WEIGHT (KG)	CIF VALUE (US$)	NET WEIGHT (KG)	CIF VALUE (US$)
4907001000	**BANKNOTES, BEING LEGAL TENDER**				
89283	HONG KONG	4 315	196 328	9 390	1 190 602
	KOREA, REPUBLIC OF	0	0	21	578
	SINGAPORE	7 037	137 011	10 550	1 288 520
	JORDAN	0	0	1	243
	UNITED ARAB EMIRATES	257	6 950	588	70 098
	BAHRAIN	2 047	110 991	0	0
	UNITED STATES	0	0	3	685
	SUB TOTAL	**13 656**	**451 280**	**20 553**	**2 550 726 ***
4907002100	**POSTAGE STAMPS, UNUSED**				
89283	KOREA, REPUBLIC OF	15	1	1	1
	NEPAL	16	674	0	0
	UNITED ARAB EMIRATES	1	61	0	0
	SUB TOTAL	**32**	**736**	**1**	**1 ***
4907002900	**RAVANUE AND SIMILAR STAMPS,UNUSED**				
89283	JAPAN	2	572	11	118
	HONG KONG	11	368	3	7
	KOREA, REPUBLIC OF	85	116	738	2 071
	CHINA	7	9	29	33
	THAILAND	1 563	207 017	1 637	64 925
	SINGAPORE	7	40	6 523	9 721
	MALAYSIA	11 501	1 632 204	9 789	1 458 060
	LAO PEOPLE'S DEM. REP.	99	15 290	113	19 053
	VIET NAM	0	0	17	24
	UNITED ARAB EMIRATES	101	1 084 693	17	3 605
	AUSTRALIA	0	0	1	33
	UNITED STATES	33	10 076	11	685
	CANADA	9	1 077	7	621
	NETHERLANDS ANTILLES	43	8 390	0	0
	SWITZERLAND	0	0	14	9 425
	PORTUGAL	400	35 433	392	29 792
	GREECE	1 065	267 475	905	249 596
	ROMANIA	4	1 158	7	2 158
	SLOVENIA	51	1 380	100	4 374
	SUB TOTAL	**14 981**	**3 265 298**	**20 314**	**1 854 301 ***
4907004000	**STOCK,SHARE/BOND CERTIFICATES&SIMILARDOCUMENTS OF TITLE; CHEQUE FORMS**				
89283	JAPAN	50	784	1 457	15 695
	HONG KONG	300	1 731	0	0
	KOREA, REPUBLIC OF	225	969	0	0
	TAIWAN	28	30	0	0
	CHINA	2	2	2	2
	THAILAND	0	0	17	234
	SINGAPORE	1	48	116	789
	MALAYSIA	0	0	44	381
	INDIA	62	162	40	337
	PAKISTAN	1	1	0	0
	JORDAN	0	0	12	150
	UNITED ARAB EMIRATES	0	0	488	4 510
	EGYPT	0	0	7	101
	SUDAN	0	0	14	186
	AUSTRALIA	1	136	0	0
	UNITED STATES	0	0	7	194
	UNITED KINGDOM	0	0	789	7 516
	GERMANY, FED. REP. OF	1	30	16	162
	SWITZERLAND	0	0	60	44 560
	SWEDEN	1	17	0	0
	ITALY	0	0	1	25
	SUB TOTAL	**672**	**3 910**	**3 070**	**74 842 ***
4907009000	**OTHER SIMILAR STAMPS OF CURRENT/NEWISSUE IN THE COUNTRY IN WHICH THEY HAVE**				
89283	JAPAN	1 719	22 548	372	6 606
	HONG KONG	365	4 782	2 552	37 348
	KOREA, REPUBLIC OF	8 455	99 731	5 600	56 608
	TAIWAN	18	45	26	3 961
	CHINA	754	7 163	4 573	69 031
	THAILAND	123	1 717	124	492

http://www.bps.go.id

HS / SITC	COMMODITY DESCRIPTION / COUNTRY OF ORIGIN	JANUARY - DECEMBER 2015		JANUARY - DECEMBER 2016	
		NET WEIGHT (KG)	CIF VALUE (US$)	NET WEIGHT (KG)	CIF VALUE (US$)
	SINGAPORE	1 534	16 969	810	13 273
	PHILIPPINES	0	0	43	249
	MALAYSIA	153	29 621	781	55 248
	NEPAL	0	0	30	1 074
	VIET NAM	9	17	9	10
	INDIA	7	199	0	0
	ISRAEL	34	1 374	120	42 300
	KUWAIT	0	0	98	850
	UNITED ARAB EMIRATES	53	745	65	370
	AUSTRALIA	0	0	36	772
	EAST TIMOR	54	742	0	0
	UNITED STATES	177	18 764	306	45 956
	CANADA	0	0	5	1 658
	UNITED KINGDOM	201	2 563	95	10 509
	NETHERLANDS	0	0	3	1 351
	FRANCE	0	0	109	1 641
	GERMANY, FED. REP. OF	2	79	22	196
	BELGIUM	1	119	1	12
	SWITZERLAND	76	1 488	0	0
	DENMARK	1	148	20	228
	ITALY	3	179	0	0
	LITHUANIA	1	1	0	0
	SUB TOTAL	**13 740**	**208 994**	**15 800**	**349 743 ***
4908100000	**TRANSFERS (DECALCOMANIAS), VITRIFIABLE**				
89241	JAPAN	1 562	198 512	1 696	115 561
	HONG KONG	16 197	1 837 017	40 199	4 190 069
	KOREA, REPUBLIC OF	28 153	1 073 066	44 048	1 063 423
	TAIWAN	59 941	1 489 306	47 149	2 301 942
	CHINA	113 797	421 260	109 350	606 878
	MACAU	3	21	0	0
	THAILAND	3 982	554 036	4 340	372 753
	SINGAPORE	208	6 896	283	12 340
	PHILIPPINES	27	912	22	6 272
	MALAYSIA	753	12 600	227	19 011
	MYANMAR	0	0	972	24 422
	CAMBODIA	0	0	4	22
	VIET NAM	1 866	77 826	4 634	192 106
	INDIA	217	9 941	262	7 010
	PAKISTAN	61	5 024	0	0
	BANGLADESH	1	29	3	721
	SRI LANKA	0	0	347	29 463
	INDONESIA	0	0	7	1 760
	AUSTRALIA	0	0	44	1 333
	NEW ZEALAND	0	0	2	640
	UNITED STATES	24	4 216	398	32 663
	CANADA	4	5 614	0	0
	HONDURAS	4	249	10	496
	EL SALVADOR	0	0	2	36
	UNITED KINGDOM	8 452	17 152	124	17 572
	NETHERLANDS	34	10 287	4	50
	FRANCE	2 441	428 155	1 102	175 904
	GERMANY, FED. REP. OF	67	9 444	18	2 603
	AUSTRIA	18	4 981	7	1 552
	BELGIUM	13	360	38	647
	SWITZERLAND	71	1 900	0	0
	SWEDEN	0	0	1	102
	FINLAND	34	1 753	0	0
	IRELAND	0	0	83	23 091
	ITALY	0	0	646	4 027
	SPAIN	6	1 480	254	7 945
	SUB TOTAL	**237 936**	**6 172 037**	**256 276**	**9 212 414 ***
4908900000	**OTHER TRANSFERS (DECALCOMANIAS),VITRIFIABLE**				
89241	JAPAN	20 679	1 153 059	47 823	1 787 055
	HONG KONG	74 193	3 424 816	53 099	4 963 946
	KOREA, REPUBLIC OF	64 623	760 157	83 025	860 919
	TAIWAN	56 193	3 361 937	67 228	4 026 229
	CHINA	257 289	3 230 654	573 074	3 413 590
	THAILAND	15 087	447 908	20 017	682 015
	SINGAPORE	5 649	42 188	1 669	44 261

http://www.bps.go.id

HS / SITC	COMMODITY DESCRIPTION / COUNTRY OF ORIGIN	JANUARY - DECEMBER 2015		JANUARY - DECEMBER 2016	
		NET WEIGHT (KG)	CIF VALUE (US$)	NET WEIGHT (KG)	CIF VALUE (US$)
	PHILIPPINES	107	33 881	67	4 550
	MALAYSIA	642	13 528	437	6 115
	CAMBODIA	12	317	53	724
	BRUNEI DARUSSALAM	63	25 448	315	134 004
	NEPAL	0	0	19	700
	VIET NAM	5 785	417 850	5 035	177 890
	INDIA	342	6 748	1 322	47 228
	PAKISTAN	14	72	0	0
	BANGLADESH	321	8 618	189	8 403
	SRI LANKA	657	18 432	1 430	104 263
	SAUDI ARABIA	50	389	0	0
	OMAN	0	0	19	100
	TURKEY	495	37 427	153	8 422
	UNITED ARAB EMIRATES	36	717	225	3 084
	BOTSWANA	11	91	1	8
	CAMEROON	1	89	0	0
	AUSTRALIA	50	4 201	202	8 682
	NEW ZEALAND	1	21	3	378
	UNITED STATES	2 177	197 542	7 940	215 945
	CANADA	42	7 383	19	22 401
	GUATEMALA	0	0	5	77
	HONDURAS	5	208	88	11 844
	BRAZIL	0	0	5	99
	PERU	0	0	20	1 251
	EL SALVADOR	14	398	32	1 063
	UNITED KINGDOM	472	45 196	348	19 025
	NETHERLANDS	488	56 943	5 702	421 638
	FRANCE	296	35 567	263	33 076
	GERMANY, FED. REP. OF	14 533	200 408	1 505	54 380
	AUSTRIA	250	46 933	261	44 788
	BELGIUM	4 641	139 335	3 838	136 688
	SWITZERLAND	2	8	4	2 590
	DENMARK	49	1 692	349	24 571
	NORWAY	2	9	2	12
	SWEDEN	8	417	24	17 509
	FINLAND	264	2 951	428	7 188
	IRELAND	31	16 998	2	515
	ITALY	2 728	50 479	9 631	39 253
	SPAIN	3	478	70	1 031
	PORTUGAL	0	0	7	143
	GREECE	0	0	4	485
	ROMANIA	1	85	0	0
	LITHUANIA	2	6	2	998
	CZECH REPUBLIC	0	0	25	326
	RUSSIA FEDERATION	8	525	0	0
	SUB TOTAL	**528 316**	**13 792 109**	**885 979**	**17 339 462 ***
4909000000	**PRINTED/ILLUSTRATED POSTCARDS, CARDGREETINGS, MESSAGES/ANNOUNCEMENTS**				
89242	JAPAN	166	4 557	458	9 258
	HONG KONG	283	6 132	260	2 984
	KOREA, REPUBLIC OF	280	825	53	2 411
	TAIWAN	6	31	34	145
	CHINA	19 453	34 647	43 664	90 696
	THAILAND	169	2 155	175	4 371
	SINGAPORE	761	10 216	119 584	128 666
	PHILIPPINES	0	0	3	110
	MALAYSIA	789	1 178	4 489	9 668
	VIET NAM	7	241	581	10 984
	INDIA	21	90	93	504
	TURKEY	1	2	16	111
	UNITED ARAB EMIRATES	1	3	4	128
	SOUTH AFRICA	3	23	0	0
	AUSTRALIA	63	826	745	5 226
	UNITED STATES	157	2 129	143	6 510
	CANADA	1	8	31	717
	UNITED KINGDOM	225	3 562	117	3 212
	NETHERLANDS	19	251	175	2 668
	FRANCE	0	0	39	1 236
	GERMANY, FED. REP. OF	182	1 579	95	1 183
	SWITZERLAND	124	7 684	148	13 103
	ITALY	0	0	16	121

http://www.bps.go.id

HS / SITC	COMMODITY DESCRIPTION / COUNTRY OF ORIGIN	JANUARY - DECEMBER 2015		JANUARY - DECEMBER 2016	
		NET WEIGHT (KG)	CIF VALUE (US$)	NET WEIGHT (KG)	CIF VALUE (US$)
	SPAIN	9	105	0	0
	SUB TOTAL	**22 720**	**76 244**	**170 923**	**294 012 ***
4910000000	**CALENDARS OF ANY KIND,PRINTED,INCLUDINGCALENDAR BLOCKS.**				
89284	JAPAN	9 078	154 948	13 539	248 296
	HONG KONG	2 728	22 097	10 454	58 029
	KOREA, REPUBLIC OF	8 140	58 673	7 527	60 243
	TAIWAN	8 384	8 699	6 187	19 581
	CHINA	185 151	221 020	96 539	110 278
	THAILAND	845	4 456	2 652	11 647
	SINGAPORE	7 739	60 632	13 003	118 864
	PHILIPPINES	56	568	257	2 453
	MALAYSIA	5 685	11 233	7 355	18 114
	BRUNEI DARUSSALAM	0	0	5	329
	VIET NAM	1 497	2 949	728	1 978
	INDIA	320	3 933	964	8 233
	PAKISTAN	85	641	0	0
	INDONESIA	0	0	78	846
	ISRAEL	42	671	0	0
	LEBANON	0	0	23	243
	TURKEY	25	176	22	250
	UNITED ARAB EMIRATES	6	99	310	3 386
	QATAR	112	1 355	306	3 769
	SAO TOME AND PRINCIPE	1	4	0	0
	MAURITIUS	0	0	109	374
	AUSTRALIA	222	4 391	132	2 377
	NEW ZEALAND	0	0	2	401
	UNITED STATES	3 050	68 639	1 772	33 535
	CANADA	194	2 959	13	97
	MEXICO	3	16	0	0
	PERU	0	0	24	342
	UNITED KINGDOM	20	472	24	304
	NETHERLANDS	139	1 641	261	3 183
	FRANCE	274	2 196	192	2 531
	GERMANY, FED. REP. OF	3 878	56 791	4 207	53 891
	AUSTRIA	335	8 345	296	5 505
	BELGIUM	876	4 141	205	2 257
	SWITZERLAND	14	197	414	8 301
	DENMARK	65	546	0	0
	NORWAY	0	0	2	400
	SWEDEN	337	7 732	17	175
	FINLAND	0	0	15	329
	ITALY	603	14 730	1 563	8 916
	SPAIN	51	1 762	132	2 180
	HUNGARY	0	0	2	71
	POLAND	0	0	14	242
	SLOVENIA	6	5	0	0
	CZECH REPUBLIC	0	0	49	1 080
	RUSSIA FEDERATION	0	0	25	398
	SUB TOTAL	**239 961**	**726 717**	**169 419**	**793 428 ***
4911101000	**CATALOGUES LISTINGONLY EDUCATIONHISTORICAL OR CULTURAL BOOKS&PUBLICATION**				
89286	JAPAN	21 923	193 822	34 471	383 590
	HONG KONG	3 611	25 103	3 311	55 265
	KOREA, REPUBLIC OF	4 111	38 974	5 343	57 117
	TAIWAN	4 017	24 369	2 503	26 721
	CHINA	43 344	158 039	47 321	189 188
	THAILAND	1 234	5 658	10 603	19 393
	SINGAPORE	31 390	377 786	23 970	262 828
	PHILIPPINES	0	0	62	756
	MALAYSIA	10 314	73 906	7 958	66 833
	VIET NAM	60	91	451	4 133
	INDIA	823	6 138	3 335	28 251
	PAKISTAN	62	555	4	9
	IRAN (ISLAMIC REPUBLIC OF)	72	380	0	0
	SAUDI ARABIA	199	1 700	0	0
	YEMEN	63	586	0	0
	TURKEY	1 313	6 694	468	7 325
	UNITED ARAB EMIRATES	275	3 552	424	9 044
	EGYPT	1	1	53	220
	NIGER	0	0	3	115

http://www.bps.go.id

HS / SITC	COMMODITY DESCRIPTION / COUNTRY OF ORIGIN	JANUARY - DECEMBER 2015		JANUARY - DECEMBER 2016	
		NET WEIGHT (KG)	CIF VALUE (US$)	NET WEIGHT (KG)	CIF VALUE (US$)
	SOUTH AFRICA	110	905	33	1 466
	AUSTRALIA	239	3 411	1 357	15 575
	NEW ZEALAND	1 815	16 800	3 353	20 967
	UNITED STATES	8 932	108 789	9 611	152 886
	CANADA	4	9	211	2 698
	MEXICO	19	38	0	0
	CHILE	0	0	13	184
	BRAZIL	124	2 154	0	0
	UNITED KINGDOM	3 066	29 708	3 913	40 728
	NETHERLANDS	410	3 269	618	3 460
	FRANCE	1 318	13 425	963	15 008
	GERMANY, FED. REP. OF	6 328	81 160	25 639	134 248
	AUSTRIA	103	2 862	144	1 928
	BELGIUM	677	19 518	816	17 395
	SWITZERLAND	361	9 124	365	84 807
	LUXEMBOURG	0	0	13	132
	DENMARK	4	172	179	2 084
	NORWAY	25	815	30	1 337
	SWEDEN	344	3 245	84	1 618
	FINLAND	163	2 602	328	5 553
	IRELAND	52	1 170	0	0
	ITALY	3 071	22 507	2 945	36 311
	SPAIN	8 525	58 241	1 336	12 890
	PORTUGAL	0	0	38	453
	GREECE	75	249	4	268
	HUNGARY	40	233	113	463
	POLAND	97	621	196	745
	ROMANIA	0	0	2	49
	BELARUS	0	0	91	1 148
	UKRAINE	101	2 739	43	523
	SLOVENIA	0	0	117	1 567
	CZECH REPUBLIC	58	751	196	2 663
	RUSSIA FEDERATION	0	0	24	821
	SERBIA	0	0	20	191
	SUB TOTAL	**158 873**	**1 301 871**	**193 075**	**1 670 954 ***
4911109000	**OTH TRADE ADVERTISING MATERIAL,COMMERCIAL CATALOGUES AND THE LIKE**				
89286	JAPAN	45 869	539 188	574 680	1 181 863
	HONG KONG	39 378	536 311	79 246	1 187 006
	KOREA, REPUBLIC OF	39 386	181 451	44 545	350 947
	TAIWAN	27 671	242 006	47 177	602 851
	CHINA	693 364	2 253 422	613 153	2 206 774
	PAPUA NEW GUINEA	150	1 290	0	0
	THAILAND	3 639	36 063	29 336	84 630
	SINGAPORE	113 504	1 035 424	66 394	603 331
	PHILIPPINES	601	4 571	6 092	1 100 402
	MALAYSIA	21 972	152 556	29 974	340 173
	CAMBODIA	0	0	4	109
	BRUNEI DARUSSALAM	0	0	25	161
	VIET NAM	95	321	4 672	27 722
	INDIA	7 595	39 843	13 449	74 849
	PAKISTAN	0	0	535	3 033
	BANGLADESH	0	0	30	352
	SRI LANKA	6	201	122	1 389
	INDONESIA	243	2 036	0	0
	IRAN (ISLAMIC REPUBLIC OF)	53	285	0	0
	SAUDI ARABIA	75	21	0	0
	ISRAEL	0	0	50	2 056
	TURKEY	935	2 877	2 624	33 787
	UNITED ARAB EMIRATES	875	7 600	3 399	21 720
	QATAR	10 394	57 750	11 583	67 052
	BAHRAIN	231	3 045	150	2 129
	CYPRUS	0	0	19	386
	MOROCCO	0	0	8	118
	SOUTH AFRICA	772	8 838	134	1 926
	MAURITIUS	0	0	10	112
	AUSTRALIA	5 034	36 195	6 053	188 220
	NEW ZEALAND	240	5 148	677	13 194
	NAURU	242	2 408	155	2 133
	UNITED STATES	13 062	340 686	26 341	454 986
	CANADA	320	9 122	1 024	19 559
	MEXICO	1 953	2 330 726	2 365	2 218 781

http://www.bps.go.id

HS / SITC	COMMODITY DESCRIPTION / COUNTRY OF ORIGIN	JANUARY - DECEMBER 2015		JANUARY - DECEMBER 2016	
		NET WEIGHT (KG)	CIF VALUE (US$)	NET WEIGHT (KG)	CIF VALUE (US$)
	VENEZUELA	0	0	160	3 305
	BRAZIL	0	0	336	3 616
	COLOMBIA	30	257	34	356
	URUGUAY	0	0	14	189
	PUERTO RICO	1	109	0	0
	EL SALVADOR	0	0	29	67
	U.S. VIRGIN ISLANDS	0	0	15	171
	UNITED KINGDOM	5 654	99 347	8 672	113 201
	NETHERLANDS	731	6 498	3 292	48 579
	FRANCE	9 694	698 655	4 684	311 075
	GERMANY, FED. REP. OF	33 238	341 395	28 481	339 052
	AUSTRIA	4 149	117 374	2 763	117 917
	BELGIUM	2 786	12 424	1 107	18 044
	SWITZERLAND	1 778	47 130	3 510	52 056
	LUXEMBOURG	24	132	31	141
	DENMARK	1 010	10 418	1 651	33 636
	NORWAY	50	668	448	4 670
	SWEDEN	5 107	6 078 643	8 739	21 456 892
	FINLAND	3 079	68 657	3 485	29 998
	IRELAND	119	5 272	296	37 844
	ITALY	19 974	161 377	13 802	171 776
	SPAIN	6 480	60 563	1 877	37 864
	PORTUGAL	64	1 134	43	999
	GREECE	16	709	243	1 569
	HUNGARY	813	3 596	928	7 499
	POLAND	158	2 141	853	14 813
	BULGARIA	0	0	90	1 806
	UKRAINE	0	0	19	250
	LITHUANIA	63	1 712	0	0
	ESTONIA	32	3 513	11	114
	CROATIA	0	0	11	166
	SLOVENIA	1	24	8	497
	CZECH REPUBLIC	163	704	241	4 597
	RUSSIA FEDERATION	0	0	24	319
	SUB TOTAL	**1 122 873**	**15 551 836**	**1 649 923**	**33 604 829 ***
4911912100	**WALL PICTURES,ANATOMICAL OR BOTANICALDIAGRAMS AND CHARTS**				
89287	JAPAN	15	919	0	0
	KOREA, REPUBLIC OF	0	0	10	102
	CHINA	14	79	0	0
	SINGAPORE	0	0	112	889
	UNITED STATES	7	297	0	0
	GERMANY, FED. REP. OF	36	1 228	0	0
	SUB TOTAL	**72**	**2 523**	**122**	**991 ***
4911912900	**OTHER WALL PICTURE & DIAGRAMS FORINSTRUCTIONAL PURPOSES**				
89287	JAPAN	705	37 318	425	13 207
	HONG KONG	17	1 723	55	676
	KOREA, REPUBLIC OF	12 304	121 548	15 251	109 639
	TAIWAN	359	251	21	915
	CHINA	7 936	16 848	1 110	4 826
	THAILAND	22	21	202	3 782
	SINGAPORE	95	1 395	227	3 452
	INDIA	0	0	68	350
	TURKEY	1	3	0	0
	UNITED ARAB EMIRATES	0	0	26	318
	AUSTRALIA	0	0	17	573
	UNITED STATES	548	8 691	37	1 197
	BRAZIL	1	3	0	0
	UNITED KINGDOM	29	353	91	2 307
	FRANCE	150	720	140	1 369
	GERMANY, FED. REP. OF	96	1 223	27	2 106
	SWITZERLAND	0	0	88	34 180
	DENMARK	0	0	25	130
	POLAND	286	1 526	1 652	7 952
	SUB TOTAL	**22 549**	**191 623**	**19 462**	**186 979 ***
4911913100	**PRINTED PICTURE & PHOTOGRAPH,ANATOMICAL/BOTANICAL DIAGRAM/CHARTS**				
89287	JAPAN	0	0	20	670
	UNITED STATES	1	23	0	0

http://www.bps.go.id

HS / SITC	COMMODITY DESCRIPTION / COUNTRY OF ORIGIN	JANUARY - DECEMBER 2015		JANUARY - DECEMBER 2016	
		NET WEIGHT (KG)	CIF VALUE (US$)	NET WEIGHT (KG)	CIF VALUE (US$)
	UNITED KINGDOM	0	0	4	338
	ITALY	0	0	76	3 882
	SUB TOTAL	**1**	**23**	**100**	**4 890 ***
4911913900	**OTH PRINTED PICTURE & PHOTOGRAPHOTH ANATOMICAL/BOTANICAL DIAGRAM/CHARTS**				
89287	JAPAN	97	6 904	30	907
	HONG KONG	90	204	50	294
	KOREA, REPUBLIC OF	92	965	398	1 952
	TAIWAN	5	5	0	0
	CHINA	3 379	12 342	6 095	8 839
	THAILAND	0	0	18	379
	SINGAPORE	298	4 811	119	1 473
	MALAYSIA	178	14 985	1 925	306 461
	BRUNEI DARUSSALAM	0	0	64	235
	VIET NAM	0	0	16	5 699
	TURKEY	0	0	12 505	17 591
	MAURITIUS	0	0	15	138
	AUSTRALIA	55	1 877	3	47
	UNITED STATES	140	3 256	38	2 720
	CANADA	9	701	0	0
	UNITED KINGDOM	6	695	75	4 761
	NETHERLANDS	0	0	34	2 992
	FRANCE	131	667	0	0
	GERMANY, FED. REP. OF	2	110	129	742
	DENMARK	3	54	0	0
	ITALY	6	3 530	28	911
	SPAIN	2	47	0	0
	POLAND	95	429	389	4 396
	CZECH REPUBLIC	0	0	138	1 533
	RUSSIA FEDERATION	0	0	2	63
	SUB TOTAL	**4 588**	**51 582**	**22 071**	**362 133 ***
4911919000	**OTHER PICTURE, DESIGNS & PHOTOGRAPH**				
89287	JAPAN	9 187	241 554	6 742	440 154
	HONG KONG	6 177	215 672	10 071	156 774
	KOREA, REPUBLIC OF	27 258	313 924	28 672	326 801
	TAIWAN	290	3 403	631	13 330
	CHINA	75 592	296 356	92 827	374 194
	MACAU	0	0	16	171
	THAILAND	3 557	80 790	2 026	228 132
	SINGAPORE	18 108	9 397 348	22 246	5 549 674
	PHILIPPINES	358	15 385	190	2 873
	MALAYSIA	4 274	34 237	3 376	39 632
	CAMBODIA	12	160	0	0
	VIET NAM	8	10	25	314
	INDIA	1 604	17 670	5 170	43 957
	PAKISTAN	0	0	1 831	5 122
	SRI LANKA	0	0	1	1
	INDONESIA	0	0	35	334
	SAUDI ARABIA	88	959	186	2 787
	ISRAEL	0	0	8	139
	KUWAIT	0	0	45	656
	TURKEY	62	1 188	1 659	10 999
	UNITED ARAB EMIRATES	34	1 055	115	4 591
	EGYPT	0	0	38	324
	SOUTH AFRICA	34	713	13	130
	AUSTRALIA	1 399	27 967	727	10 689
	NEW ZEALAND	0	0	30	2 197
	UNITED STATES	6 355	127 309	8 342	131 662
	CANADA	97	1 804	207	3 366
	CHILE	0	0	9	20
	BRAZIL	0	0	60	594
	COLOMBIA	0	0	30	678
	URUGUAY	0	0	14	163
	PERU	0	0	953	324 589
	UNITED KINGDOM	4 925	108 965	4 664	85 078
	NETHERLANDS	358	13 439	223	3 606
	FRANCE	2 914	21 426	2 643	19 402
	GERMANY, FED. REP. OF	4 837	49 516	1 041	39 018
	AUSTRIA	103	2 090	28	541
	BELGIUM	109	180	880	3 347

http://www.bps.go.id

HS / SITC	COMMODITY DESCRIPTION / COUNTRY OF ORIGIN	JANUARY - DECEMBER 2015		JANUARY - DECEMBER 2016	
		NET WEIGHT (KG)	CIF VALUE (US$)	NET WEIGHT (KG)	CIF VALUE (US$)
	SWITZERLAND	279	23 709	94	902
	LUXEMBOURG	0	0	6	136
	DENMARK	121	4 742	91	1 147
	NORWAY	128	3 526	210	4 747
	SWEDEN	32	552	81	913
	FINLAND	648	6 791	206	2 212
	IRELAND	0	0	60	4 915
	ITALY	1 035	32 683	896	17 965
	SPAIN	2 235	27 756	1 939	46 610
	HUNGARY	192	2 198	67	593
	POLAND	4 475	21 261	7 538	36 006
	BULGARIA	26	506	27	528
	CZECH REPUBLIC	138	2 418	114	2 195
	RUSSIA FEDERATION	0	0	9	189
	SUB TOTAL	**177 049**	**11 099 262**	**207 112**	**7 945 097 ***
4911991000	**PRINTED CARD FOR JEWELLERY,SMALL OBJECTPERSONAL ADORENMENT/ARTICLES IN POCKET**				
89289	JAPAN	17	2 797	638	9 094
	HONG KONG	1 340	19 238	1 994	21 541
	KOREA, REPUBLIC OF	0	0	4 315	50 272
	TAIWAN	0	0	50	214
	CHINA	1 216	22 000	1 714	19 113
	THAILAND	0	0	74	925
	SINGAPORE	0	0	204	1 167
	MALAYSIA	3	212	90	997
	VIET NAM	0	0	80	1 814
	AUSTRALIA	754	15 691	37	2 589
	UNITED STATES	480	35 427	2	2
	UNITED KINGDOM	28	841	109	1 552
	NETHERLANDS	0	0	38	1 067
	FRANCE	32	1 926	27	299
	GERMANY, FED. REP. OF	1	1	27	200
	BELGIUM	0	0	80	752
	SWITZERLAND	0	0	1	191
	SWEDEN	0	0	9	3 260
	FINLAND	0	0	62	738
	POLAND	0	0	19	375
	CZECH REPUBLIC	0	0	20	408
	SUB TOTAL	**3 871**	**98 133**	**9 590**	**116 570 ***
4911992000	**PRINTED LABELS FOR EXPLOSIVES**				
89289	JAPAN	2	7	51	772
	HONG KONG	88	1 592	2 444	72 049
	KOREA, REPUBLIC OF	124	1 286	33 024	355 146
	CHINA	0	0	688	14 183
	SINGAPORE	278	11 798	104	662
	MALAYSIA	41	182	73	497
	VIET NAM	0	0	98	2 040
	BANGLADESH	0	0	1 231	22 107
	AUSTRALIA	0	0	36	14
	UNITED STATES	153	105	108	302
	CANADA	31	3 628	0	0
	FRANCE	1	2	16	447
	GERMANY, FED. REP. OF	100	10 778	4	244
	AUSTRIA	0	0	42	437
	BELGIUM	0	0	35	197
	SWEDEN	2	10	1	145
	IRELAND	0	0	9	1 468
	SUB TOTAL	**820**	**29 388**	**37 964**	**470 710 ***
4911993000	**EDUCATIONAL, TECHNIC,SCIENTIFIC,HISTORISOR CULTURAL PRINTED ON A SET OF CARDS**				
89289	JAPAN	144	5 527	108	1 122
	HONG KONG	0	0	64	615
	KOREA, REPUBLIC OF	0	0	21	233
	TAIWAN	67	585	0	0
	CHINA	37	415	0	0
	SINGAPORE	3	1 866	140	8 195
	INDIA	91	984	104	529
	AUSTRALIA	0	0	14	218
	UNITED STATES	71	12 826	23	1 067

http://www.bps.go.id

HS / SITC	COMMODITY DESCRIPTION / COUNTRY OF ORIGIN	JANUARY - DECEMBER 2015		JANUARY - DECEMBER 2016	
		NET WEIGHT (KG)	CIF VALUE (US$)	NET WEIGHT (KG)	CIF VALUE (US$)
	CANADA	0	0	27	474
	UNITED KINGDOM	20	732	0	0
	NETHERLANDS	0	0	22	285
	GERMANY, FED. REP. OF	264	1 141	0	0
	SWEDEN	99	871	0	0
	FINLAND	0	0	35	333
	ITALY	0	0	84	1 139
	SPAIN	0	0	14	155
	SUB TOTAL	**796**	**24 947**	**656**	**14 365 ***
4911999000	**OTH PRINTED CARD, PRINTED LABELS,EDUCATIONAL PRINTED ON A SET OF CARDS**				
89289	JAPAN	46 981	978 863	36 906	1 226 602
	HONG KONG	15 263	210 637	22 546	1 477 993
	KOREA, REPUBLIC OF	17 897	164 974	14 743	336 023
	TAIWAN	8 941	141 664	6 548	373 135
	CHINA	134 572	1 044 808	525 102	3 205 876
	MACAU	41	536	6	2 694
	THAILAND	686 002	5 409 728	1 607 804	7 961 437
	SINGAPORE	25 507	906 268	30 042	1 299 318
	PHILIPPINES	430	7 356	1 154	8 821
	MALAYSIA	6 291	58 676	8 540	161 248
	CAMBODIA	32	3 377	60	718
	NEPAL	16	583	82	341
	VIET NAM	600 043	5 101 255	790 075	6 483 354
	INDIA	2 646	31 419	7 180	70 405
	SRI LANKA	2	21	568	12 544
	INDONESIA	3	43	0	0
	SAUDI ARABIA	0	0	145	1 205
	JORDAN	0	0	18	116
	LEBANON	0	0	72	597
	YEMEN	240	2 570	0	0
	TURKEY	46	1 733	256	1 539
	UNITED ARAB EMIRATES	432	7 560	782	13 621
	EGYPT	0	0	15	100
	SOUTH AFRICA	0	0	12	139
	MAURITIUS	0	0	175	1 588
	AUSTRALIA	8 257	112 467	10 430	147 493
	NEW ZEALAND	248	3 533	225	3 303
	EAST TIMOR	98	136	0	0
	UNITED STATES	9 310	358 070	14 692	496 145
	CANADA	2 420	10 231	476	19 951
	MEXICO	714	29 904	1 450	58 281
	BRAZIL	0	0	11	286
	COLOMBIA	0	0	6	109
	BOLIVIA	0	0	32	361
	PERU	0	0	25	539
	JAMAICA	3	260	0	0
	PUERTO RICO	2	27	1 317	702 725
	DOMINICA	0	0	1	127
	UNITED KINGDOM	4 269	90 813	10 165	182 729
	NETHERLANDS	5 164	40 917	1 826	24 570
	FRANCE	1 647	39 179	2 127	26 943
	GERMANY, FED. REP. OF	9 974	411 577	5 963	229 029
	AUSTRIA	289	7 848	1 078	34 253
	BELGIUM	860	20 716	915	17 876
	SWITZERLAND	601	30 856	1 674	142 956
	LUXEMBOURG	10	64	126	546
	DENMARK	609	4 346	353	31 215
	NORWAY	59	1 960	114	4 868
	SWEDEN	374	4 492	583	7 979
	FINLAND	1 671	18 870	4 493	44 527
	IRELAND	404	10 220	97	8 986
	ITALY	2 040	32 125	4 056	36 805
	SPAIN	796	14 131	864	16 906
	PORTUGAL	2	27	0	0
	GREECE	38	633	12	103
	HUNGARY	37	2 235	58	879
	POLAND	138	2 663	352	9 864
	ROMANIA	33	774	0	0
	BULGARIA	0	0	21	343
	LITHUANIA	0	0	86	2 116
	LATVIA	0	0	22	699

http://www.bps.go.id

HS / SITC	COMMODITY DESCRIPTION / COUNTRY OF ORIGIN	JANUARY - DECEMBER 2015		JANUARY - DECEMBER 2016	
		NET WEIGHT (KG)	CIF VALUE (US$)	NET WEIGHT (KG)	CIF VALUE (US$)
	CROATIA	0	0	8	114
	SLOVAKIA	0	0	2	2
	CZECH REPUBLIC	497	1 719	63	1 379
	RUSSIA FEDERATION	0	0	17	291
	SERBIA	3	683	0	0
	SUB TOTAL	**1 595 952**	**15 323 547**	**3 116 571**	**24 894 712 ***
5001000000	**SILKWORM COCOONS SUITABLE FOR REELING.**				
26141	JAPAN	2	781	36	708
	SUB TOTAL	**2**	**781**	**36**	**708 ***
5003000000	**SILK WASTE (INCL. COCOONS UNSUITABLE FORREELING, YARN WASTE&GARNETED STOCK).**				
26142	BANGLADESH	1	1	0	0
	SUB TOTAL	**1**	**1**	**0**	**0 ***
5004000000	**SILK YARN(OTH THAN YARN SPUN FROM SILKWASTE) NOT PUT UP FOR RETAIL SALE.**				
65192	KOREA, REPUBLIC OF	281	2 341	12	152
	CHINA	113 034	201 778	139 863	286 381
	SINGAPORE	24 673	96 541	6 765	47 485
	MALAYSIA	896	5 357	0	0
	VIET NAM	0	0	30	1 318
	INDIA	1 575	8 603	10 000	11 900
	UNITED STATES	19	768	0	0
	UNITED KINGDOM	59	880	0	0
	SUB TOTAL	**140 537**	**316 268**	**156 670**	**347 236 ***
5005000000	**YARN SPUN FROM SILK WASTE,NOT PUT UP FORRETAIL SALE.**				
65193	KOREA, REPUBLIC OF	9 950	58 722	10 568	90 758
	CHINA	691	9 305	1 513	43 558
	VIET NAM	23	1 117	37	514
	FRANCE	0	0	1	147
	SPAIN	0	0	35	607
	SUB TOTAL	**10 664**	**69 144**	**12 154**	**135 584 ***
5006000000	**SILK YARN & YARN SPUN FROM SILK WASTE,PUT UP FOR RETAIL SALE;SILK-WORM GUT.**				
65194	KOREA, REPUBLIC OF	0	0	15	318
	CHINA	0	0	9 000	12 283
	VIET NAM	0	0	63	679
	SUB TOTAL	**0**	**0**	**9 078**	**13 280 ***
5007101000	**FABRICS OF NOIL SILK: PRINTED BY THETRADITIONAL BATIK PROCESS**				
65411	HONG KONG	4 010	31 030	1 781	18 629
	KOREA, REPUBLIC OF	2	2	439	4 290
	TAIWAN	305	5 794	0	0
	CHINA	499	13 334	68	491
	SINGAPORE	0	0	57	705
	VIET NAM	39	367	0	0
	INDIA	90	769	9	160
	PAKISTAN	39	59	0	0
	TURKEY	1	32	10	112
	UNITED KINGDOM	1	3	0	0
	SUB TOTAL	**4 986**	**51 390**	**2 364**	**24 387 ***
5007109010	**FABRICS OF NOIL SILK: OTH PRINTEDTRADITIONAL BATIK PROCESS**				
65411	HONG KONG	6 485	206 676	1 053	20 265
	CHINA	900	83 173	7 431	80 548
	ITALY	183	12 735	121	8 347
	SUB TOTAL	**7 568**	**302 584**	**8 605**	**109 160 ***
5007109090	**OTHER FABRICS OF NOIL SILK**				
65411	JAPAN	0	0	96	972
	KOREA, REPUBLIC OF	100	1 039	376	45 306
	TAIWAN	62	1 189	0	0
	CHINA	29	286	79	210
	THAILAND	0	0	15	558

https://www.bps.go.id

HS / SITC	COMMODITY DESCRIPTION / COUNTRY OF ORIGIN	JANUARY - DECEMBER 2015		JANUARY - DECEMBER 2016	
		NET WEIGHT (KG)	CIF VALUE (US$)	NET WEIGHT (KG)	CIF VALUE (US$)
	SINGAPORE	93	1 296	0	0
	VIET NAM	0	0	4	451
	UNITED STATES	5	2 437	1	32
	UNITED KINGDOM	0	0	16	362
	ITALY	0	0	493	29 001
	SUB TOTAL	**289**	**6 247**	**1 080**	**76 892 ***
5007201000	**OTH FABRICS,CONTAINING >=85% BY WEIGHT OSILK;PRINTED BY TRADITIONAL BATIK PROCES**				
65413	JAPAN	0	0	2	935
	CHINA	23	187	103	1 082
	UNITED STATES	0	0	22	3 350
	UNITED KINGDOM	0	0	25	7 261
	ITALY	0	0	7	105
	SUB TOTAL	**23**	**187**	**159**	**12 733 ***
5007209010	**OTH FABRICS, CONTAINING >= 85% BY WEIGHTOF SILK; PRINTED BLEACHED OR UNBLEACHED**				
65413	KOREA, REPUBLIC OF	164	1 392	0	0
	UNITED STATES	0	0	2	563
	UNITED KINGDOM	229	3 844	0	0
	SUB TOTAL	**393**	**5 236**	**2**	**563 ***
5007209090	**OTH FABRICS, CONTAINING >= 85% BY WEIGHTOF SILK; OTHER**				
65413	KOREA, REPUBLIC OF	0	0	252	5 235
	TAIWAN	259	3 492	25	248
	CHINA	2 544	65 806	10 733	459 802
	SINGAPORE	21	1 698	0	0
	INDIA	263	5 560	224	8 871
	UNITED STATES	273	14 954	6	2 843
	UNITED KINGDOM	130	10 594	4	594
	BELGIUM	30	3 710	42	443
	ITALY	305	22 660	190	13 802
	SUB TOTAL	**3 825**	**128 474**	**11 476**	**491 838 ***
5007901000	**OTH FABRICS; CONTAINING < 85% BY WEIGHTOF SILK PRINTED TRADITIONAL BATIK PROCES**				
65419	HONG KONG	0	0	32	414
	SUB TOTAL	**0**	**0**	**32**	**414 ***
5007909010	**OTH FABRICS; CONTAINING < 85% BY WEIGHTOF SILK ,BLEACHED OR UNBLEACHED**				
65419	KOREA, REPUBLIC OF	65	402	0	0
	SINGAPORE	0	0	27	171
	UNITED KINGDOM	4	463	0	0
	BELGIUM	12	1 884	0	0
	SPAIN	0	0	1	160
	SUB TOTAL	**81**	**2 749**	**28**	**331 ***
5007909090	**OTH FABRICS; CONTAINING < 85% BY WEIGHTOF SILK**				
65419	HONG KONG	285	33 709	47	1 204
	KOREA, REPUBLIC OF	29	3	0	0
	CHINA	3 108	177 498	2 940	159 998
	SINGAPORE	276	1 628	383	2 858
	MALAYSIA	244	2 069	16	166
	INDIA	1	20	122	1 888
	UNITED ARAB EMIRATES	0	0	13	221
	AUSTRALIA	92	1 092	0	0
	UNITED STATES	427	28 187	19	2 354
	UNITED KINGDOM	10	643	83	1 198
	FRANCE	0	0	2	2 447
	AUSTRIA	0	0	69	1 299
	ITALY	36	2 505	20	7 812
	SUB TOTAL	**4 508**	**247 354**	**3 714**	**181 445 ***
5101110000	**SHORN WOOL, NOT CARDED/COMBED, GREASY,INCLUDING FLEECE-WASHED WOOL**				
26811	KOREA, REPUBLIC OF	344	7 009	635	13 314
	CHINA	1 207	8 579	854	4 592
	PAKISTAN	47 784	110 201	21 958	48 887
	SUB TOTAL	**49 335**	**125 789**	**23 447**	**66 793 ***

http://www.bps.go.id

HS / SITC	COMMODITY DESCRIPTION / COUNTRY OF ORIGIN	JANUARY - DECEMBER 2015		JANUARY - DECEMBER 2016	
		NET WEIGHT (KG)	CIF VALUE (US$)	NET WEIGHT (KG)	CIF VALUE (US$)
5101190000	**OTH SHORN WOOL,NOT CARDED/COMBED,GREASY,INCLUDING FLEECE-WASHED WOOL**				
26819	JAPAN	14	16	0	0
	HONG KONG	1	8	0	0
	KOREA, REPUBLIC OF	54	139	545	11 737
	TAIWAN	4	43	3	72
	CHINA	1	7	2 511	23 140
	KENYA	0	0	1	1
	SUB TOTAL	**74**	**213**	**3 060**	**34 950 ***
5101210000	**SHORN WOOL, NOT CARDED/COMBED,DEGREASEDNOT CARBONISED**				
26821	MONGOLIA	0	0	100	622
	AUSTRALIA	0	0	3 061	16 092
	NEW ZEALAND	174 900	729 461	135 202	554 497
	SUB TOTAL	**174 900**	**729 461**	**138 363**	**571 211 ***
5101290000	**OTHER SHORN WOOL, NOT CARDED/COMBED,DEGREASED NOT CARBONISED**				
26821	KOREA, REPUBLIC OF	3	20	3	1
	CHINA	2	67	6	5
	AUSTRIA	0	0	53	947
	SUB TOTAL	**5**	**87**	**62**	**953 ***
5102110000	**FINE ANIMAL HAIR,NOT CARDED/COMBEDOF KASHMIR (CASHMERE) GOATS**				
26830	JAPAN	1	12	129	3 517
	VIET NAM	3 374	123 999	0	0
	ITALY	0	0	278	38 426
	SUB TOTAL	**3 375**	**124 011**	**407**	**41 943 ***
5102190000	**FINE ANIMAL HAIR,NOT CARDED/COMBEDOTH OF GOATS**				
26830	TAIWAN	5	153	0	0
	CHINA	0	0	20	1 871
	UNITED STATES	0	0	6	126
	SUB TOTAL	**5**	**153**	**26**	**1 997 ***
5102200000	**COARSE ANIMAL HAIR,NOT CARDED/COMBED**				
26850	TAIWAN	0	0	3	17
	UNITED STATES	0	0	9	715
	SUB TOTAL	**0**	**0**	**12**	**732 ***
5103200000	**OTH WASTE OF WOOL/OF FINE ANIMAL HAIRINCL. YARNWASTE BUTEXCLUDE GARNETT STOCK**				
26869	UNITED STATES	4	2 813	0	0
	SUB TOTAL	**4**	**2 813**	**0**	**0 ***
5105100000	**CARDED WOOL**				
26871	JAPAN	1 894	27 701	688	11 762
	TAIWAN	2 753	63 321	0	0
	CHINA	0	0	379	5 981
	SUB TOTAL	**4 647**	**91 022**	**1 067**	**17 743 ***
5105210000	**COMBED WOOL IN FRAGMENTS**				
26871	JAPAN	0	0	29	801
	SUB TOTAL	**0**	**0**	**29**	**801 ***
5105290000	**COMBED WOOL NOT IN FRAGMENTS**				
26873	TAIWAN	427 621	4 571 132	494 259	5 113 874
	CHINA	3 054	41 153	84 191	754 227
	MALAYSIA	122 297	1 286 179	84 156	788 722
	INDIA	0	0	20	1
	NEW ZEALAND	94 703	543 659	19 600	88 860
	SUB TOTAL	**647 675**	**6 442 123**	**682 226**	**6 745 684 ***
5105310000	**FINE ANIMAL HAIR, CARDED/COMBEDOF KASHMIR (CASHMERE) GOATS**				
26877	JAPAN	101	19 083	98	15 159
	CHINA	0	0	62	11 011

http://www.bps.go.id

HS / SITC	COMMODITY DESCRIPTION / COUNTRY OF ORIGIN	JANUARY - DECEMBER 2015		JANUARY - DECEMBER 2016	
		NET WEIGHT (KG)	CIF VALUE (US$)	NET WEIGHT (KG)	CIF VALUE (US$)
	ITALY	0	0	564	77 580
	SUB TOTAL	**101**	**19 083**	**724**	**103 750 ***
5105390000	**FINE ANIMAL HAIR, CARDED/COMBEDOTHER OF GOATS**				
26877	CHINA	312	57 427	0	0
	ITALY	0	0	1 999	41 087
	SUB TOTAL	**312**	**57 427**	**1 999**	**41 087 ***
5106100000	**YARN,CARDED WOOL > 85% BY WEIGHT NOT PUTUP FOR RETAIL SALE**				
65112	JAPAN	11 393	257 469	29 498	844 992
	HONG KONG	35 325	783 659	17	256
	KOREA, REPUBLIC OF	25 882	613 661	64 933	962 758
	TAIWAN	1 960	31 765	4 462	92 533
	CHINA	166 417	3 065 490	217 032	6 595 749
	THAILAND	4 654	82 662	0	0
	VIET NAM	32 297	877 479	4 070	117 209
	INDIA	0	0	4 248	145 466
	UNITED KINGDOM	0	0	2	201
	ITALY	4 020	113 032	8 544	401 299
	PORTUGAL	0	0	659	25 927
	SUB TOTAL	**281 948**	**5 825 217**	**333 465**	**9 186 390 ***
5106200000	**YARN,CARDED WOOL < 85% BY WEIGHT NOT PUTUP FOR RETAIL SALE**				
65117	JAPAN	31 135	666 332	43 566	1 034 388
	HONG KONG	646	13 762	0	0
	KOREA, REPUBLIC OF	60 218	1 536 060	207 953	4 828 655
	TAIWAN	991	10 062	156	2 142
	CHINA	267 383	5 964 483	617 589	14 064 017
	THAILAND	0	0	795	11 532
	VIET NAM	5 623	166 668	74 791	1 957 185
	INDIA	48 605	250 318	0	0
	TURKEY	0	0	12 927	219 602
	AUSTRALIA	92	2 995	0	0
	UNITED STATES	0	0	1	141
	UNITED KINGDOM	8 745	225 104	0	0
	ITALY	3 142	104 785	19 349	650 314
	PORTUGAL	456	17 919	3 007	101 038
	BULGARIA	9 449	113 521	0	0
	SUB TOTAL	**436 485**	**9 072 009**	**980 134**	**22 869 014 ***
5107100000	**YARN,COMBED WOOL > 85% BY WEIGHT NOT PUTUP FOR RETAIL SALE**				
65113	JAPAN	10 573	233 704	14	273
	HONG KONG	23 988	604 450	42 084	894 214
	KOREA, REPUBLIC OF	9 286	21 331	13 383	31 562
	CHINA	5 387	123 849	4 157	81 111
	SINGAPORE	0	0	3 027	59 155
	VIET NAM	0	0	58	1 171
	INDIA	27 012	169 389	0	0
	PAKISTAN	0	0	491	6 273
	UNITED KINGDOM	0	0	137	6 654
	BELGIUM	0	0	8	267
	ITALY	1 841	62 536	13 255	401 347
	KYRGYZSTAN	0	0	1 146	15 844
	SUB TOTAL	**78 087**	**1 215 259**	**77 760**	**1 497 871 ***
5107200000	**YARN,COMBED WOOL < 85% BY WEIGHT NOT PUTUP FOR RETAIL SALE**				
65118	JAPAN	774	18 181	57	1 601
	HONG KONG	25	667	1	66
	KOREA, REPUBLIC OF	24 734	83 578	889	1 867
	TAIWAN	3 818	53 445	36	635
	CHINA	6 972	169 571	58 098	760 624
	INDIA	10 579	64 535	12 037	41 761
	ITALY	1 211	59 087	1 279	31 419
	SUB TOTAL	**48 113**	**449 064**	**72 397**	**837 973 ***
5108100000	**YARN OF FINE ANIMAL HAIR NOT PUT UP FORRETAIL SALE, CARDED**				
65114	CHINA	16	891	86	7 329

http://www.bps.go.id

HS / SITC	COMMODITY DESCRIPTION / COUNTRY OF ORIGIN	JANUARY - DECEMBER 2015		JANUARY - DECEMBER 2016	
		NET WEIGHT (KG)	CIF VALUE (US$)	NET WEIGHT (KG)	CIF VALUE (US$)
	ITALY	26	806	17	960
	SUB TOTAL	**42**	**1 697**	**103**	**8 289 ***
5108200000	**YARN OF FINE ANIMAL HAIR NOT PUT UP FORRETAIL SALE, COMBED**				
65114	HONG KONG	413	19 324	45	1 723
	TAIWAN	102	4 882	0	0
	CHINA	95	2 779	0	0
	SINGAPORE	0	0	65	310
	INDIA	0	0	1	26
	SWITZERLAND	0	0	106	4 680
	SUB TOTAL	**610**	**26 985**	**217**	**6 739 ***
5109100000	**YARN,WOOL/ANIMAL HAIR > 85% BY WEIGHT,FOR RETAIL SALE**				
65116	JAPAN	135 226	3 692 952	99 467	2 880 758
	HONG KONG	0	0	10	29
	KOREA, REPUBLIC OF	76 667	1 910 762	59 893	1 351 027
	TAIWAN	293	5 934	13 934	184 634
	CHINA	596 642	15 951 060	442 478	11 745 088
	VIET NAM	40 477	1 118 361	953	26 360
	INDIA	534	12 665	7	4
	TURKEY	721	18 290	0	0
	KENYA	16	16	0	0
	UNITED STATES	829	36 868	0	0
	BELGIUM	0	0	13	1 438
	ITALY	23 883	1 275 599	35 890	2 244 132
	SPAIN	16	243	0	0
	SUB TOTAL	**875 304**	**24 022 750**	**652 645**	**18 433 470 ***
5109900000	**YARN,WOOL/ANIMAL HAIR < 85% BY WEIGHT,FOR RETAIL SALE**				
65119	JAPAN	0	0	67	2 463
	HONG KONG	22	15 794	0	0
	KOREA, REPUBLIC OF	4	15	16 617	32 845
	CHINA	28 208	24 662	135	1 570
	MALAYSIA	91	958	0	0
	VIET NAM	0	0	12	155
	INDIA	28	723	0	0
	TURKEY	0	0	7	240
	URUGUAY	0	0	48	1 069
	ITALY	278	19 345	14	844
	PORTUGAL	0	0	2	32
	SUB TOTAL	**28 631**	**61 497**	**16 902**	**39 218 ***
5110000000	**YARN,COARSE ANIMAL HAIR/OF HORSEHAIRWETHER NOT PUT UP FOR RETAIL SALE**				
65115	HONG KONG	1	13	0	0
	TAIWAN	0	0	16	145
	CHINA	0	0	216	392
	THAILAND	122	252	0	0
	SINGAPORE	88	2 325	37	1 002
	VIET NAM	0	0	73	1 239
	TURKEY	34	1 268	0	0
	UNITED STATES	0	0	1	70
	GERMANY, FED. REP. OF	0	0	59	803
	AUSTRIA	2	784	0	0
	CZECH REPUBLIC	21	1 843	0	0
	SUB TOTAL	**268**	**6 485**	**402**	**3 651 ***
5111111000	**WOVEN FABRIC,CARDED,WOOL/ANIMAL HAIR>85%WEIGHT < 300 G/M;PRINTED BY BATIK PROCES**				
65421	CHINA	3	50	14	1 253
	UNITED KINGDOM	1 131	53 354	1 638	95 797
	ITALY	0	0	27	1 780
	ROMANIA	2	132	0	0
	SUB TOTAL	**1 136**	**53 536**	**1 679**	**98 830 ***
5111119000	**WOVEN FABRIC,CARDED,WOOL/ANIMAL HAIR>85%WEIGHT < 300 G/M;OTH PRINTED BY BATIK**				
65421	JAPAN	180 085	5 740 146	222 608	7 701 170
	KOREA, REPUBLIC OF	29 164	410 700	38 307	843 482
	TAIWAN	328	18 944	0	0

http://www.bps.go.id

HS / SITC	COMMODITY DESCRIPTION / COUNTRY OF ORIGIN	JANUARY - DECEMBER 2015		JANUARY - DECEMBER 2016	
		NET WEIGHT (KG)	CIF VALUE (US$)	NET WEIGHT (KG)	CIF VALUE (US$)
	CHINA	179 415	4 987 327	181 613	5 349 245
	THAILAND	92	4 794	0	0
	VIET NAM	65 870	1 729 904	39 721	1 086 446
	INDIA	0	0	36	1 017
	UNITED STATES	0	0	11	267
	MEXICO	0	0	12	607
	UNITED KINGDOM	1 225	63 402	80	4 527
	ITALY	8 914	667 905	338	18 541
	ROMANIA	0	0	1	106
	SUB TOTAL	**465 093**	**13 623 122**	**482 727**	**15 005 408 ***
5111191000	**WOVEN FABRIC,CARDED,WOOL/ANIMAL HAIR>85%WEIGHT>300 G/M;PRINTED BY BATIK PROCES**				
65421	CHINA	104	1 915	0	0
	SUB TOTAL	**104**	**1 915**	**0**	**0 ***
5111199000	**WOVEN FABRIC,CARDED,WOOL/ANIMAL HAIR>85%WEIGHT>300 G/M;OTH PRINTED BY BATIK**				
65421	JAPAN	911	6 172	960	5 514
	KOREA, REPUBLIC OF	2 410	102 715	0	0
	TAIWAN	62	916	0	0
	CHINA	562	15 469	842	27 011
	INDIA	23	254	0	0
	AUSTRALIA	0	0	222	35 426
	UNITED KINGDOM	1 782	78 263	288	17 583
	DENMARK	0	0	815	101 771
	ITALY	28	2 078	0	0
	SUB TOTAL	**5 778**	**205 867**	**3 127**	**187 305 ***
5111200000	**OTHER, MIXED MAINLY OR SOLELY WITHMAN-MADE FILAMENTS**				
65431	JAPAN	1 397	47 139	1 496	44 450
	KOREA, REPUBLIC OF	0	0	8	36
	CHINA	8 943	195 783	1 920	28 068
	ITALY	7	394	0	0
	SUB TOTAL	**10 347**	**243 316**	**3 424**	**72 554 ***
5111300000	**OTHER, MIXED MAINLY OR SOLELY WITHMAN-MADE STAPLE FIBRES**				
65431	JAPAN	23 596	441 955	37 032	954 982
	KOREA, REPUBLIC OF	21 550	333 829	4 584	101 010
	CHINA	147 286	2 211 636	48 339	817 232
	VIET NAM	0	0	21 991	563 257
	INDIA	924	10 004	0	0
	TURKEY	1 512	74 276	0	0
	AUSTRALIA	2	4	1	1
	UNITED KINGDOM	293	13 455	0	0
	BELGIUM	13	842	0	0
	DENMARK	0	0	83	9 457
	ITALY	1 426	80 429	4 354	117 793
	SPAIN	0	0	12	1 683
	ROMANIA	2	80	0	0
	SUB TOTAL	**196 604**	**3 166 510**	**116 396**	**2 565 415 ***
5111900000	**OTHER WOVEN FABRICS OF CARDED WOOL ORCARDED FINE ANIMAL HAIR**				
65433	KOREA, REPUBLIC OF	189	1 485	0	0
	TAIWAN	0	0	59	2 488
	CHINA	98	296	1 581	11 455
	VIET NAM	2	50	1 012	41 106
	INDIA	0	0	76	1 573
	AUSTRALIA	0	0	1	140
	UNITED STATES	11	231	41	485
	UNITED KINGDOM	103	6 041	21	559
	ITALY	20	1 763	17	626
	SUB TOTAL	**423**	**9 866**	**2 808**	**58 432 ***
5112111000	**WOVEN FABRIC,COMBED WOOL/ANIMAL HAIR>85%WEIGHT<200 G/M;PRINTED BY BATIK PROCESS**				
65422	KOREA, REPUBLIC OF	1 562	49 639	0	0
	CHINA	11 614	212 999	2 655	93 632
	TURKEY	87	5 319	0	0
	ITALY	11 682	726 924	8 903	597 310

http://www.bps.go.id

HS / SITC	COMMODITY DESCRIPTION / COUNTRY OF ORIGIN	JANUARY - DECEMBER 2015		JANUARY - DECEMBER 2016	
		NET WEIGHT (KG)	CIF VALUE (US$)	NET WEIGHT (KG)	CIF VALUE (US$)
	PORTUGAL	0	0	226	11 388
	SUB TOTAL	**24 945**	**994 881**	**11 784**	**702 330 ***
5112119000	**WOVEN FABRIC,COMBED WOOL/ANIMAL HAIR>85%WEIGHT<200 G/M;OTH PRINTED BY BATIK**				
65422	JAPAN	15 539	577 897	17 127	603 231
	HONG KONG	196	6 236	6	195
	KOREA, REPUBLIC OF	154	7 528	5 093	65 045
	TAIWAN	0	0	127	4 260
	CHINA	1 096 420	34 420 974	987 749	30 065 243
	THAILAND	193	9 374	359	16 039
	SINGAPORE	0	0	4	91
	VIET NAM	1 637	52 173	41	1 046
	INDIA	4 144	133 862	5 030	183 188
	TURKEY	6	10	301	11 578
	SOUTH AFRICA	0	0	308	6 382
	UNITED STATES	1 621	120 032	6	47
	MEXICO	0	0	9 369	228 661
	UNITED KINGDOM	3 970	119 642	9 425	265 311
	FRANCE	0	0	990	34 377
	GERMANY, FED. REP. OF	107	7 356	1	46
	ITALY	75 570	4 161 132	73 745	3 552 425
	PORTUGAL	494	20 454	272	12 692
	ROMANIA	0	0	7	278
	KYRGYZSTAN	0	0	453	13 595
	SUB TOTAL	**1 200 051**	**39 636 670**	**1 110 413**	**35 063 730 ***
5112191000	**WOVEN FABRIC,COMBED WOOL/ANIMAL HAIR>85%WEIGHT>200 G/M;PRINTED BY BATIK PROCESS**				
65422	HONG KONG	3 566	43 805	0	0
	KOREA, REPUBLIC OF	3 811	29 975	60	839
	CHINA	236 451	2 799 917	7 698	111 650
	VIET NAM	674	9 173	0	0
	AUSTRALIA	0	0	70	570
	CHILE	1	273	11	2 636
	ITALY	34 678	718 034	14 991	726 390
	SUB TOTAL	**279 181**	**3 601 177**	**22 830**	**842 085 ***
5112199000	**WOVEN FABRIC,COMBED WOOL/ANIMAL HAIR>85%WEIGHT>200 G/M;OTH PRINTED BY BATIK**				
65422	JAPAN	496	17 790	3 735	131 511
	HONG KONG	0	0	23	395
	KOREA, REPUBLIC OF	0	0	12 393	80 154
	TAIWAN	1	1	1	11
	CHINA	48 126	1 854 630	62 747	2 450 102
	NEPAL	0	0	80	535
	INDIA	226	7 491	0	0
	TURKEY	288	10 983	0	0
	AUSTRALIA	2 942	39 510	199	2 605
	NEW ZEALAND	1 554	16 274	0	0
	MEXICO	0	0	1 952	83 540
	CHILE	5	685	4	958
	URUGUAY	0	0	6	112
	UNITED KINGDOM	5	909	10 266	92 157
	ITALY	1 973	116 736	4 575	228 543
	PORTUGAL	8	389	0	0
	SUB TOTAL	**55 624**	**2 065 398**	**95 981**	**3 070 623 ***
5112200000	**OTH WOVEN FABRIC,COMBED WOOL/ANIMAL HAIRMIX MAINLY/SOLELY WTH MAN MADE FILAMENTS**				
65432	JAPAN	12 687	352 076	24 102	927 212
	HONG KONG	0	0	798	19 509
	KOREA, REPUBLIC OF	5 428	154 182	10 006	121 681
	TAIWAN	48	894	0	0
	CHINA	230 085	6 539 677	316 872	10 123 774
	THAILAND	0	0	156	6 388
	SINGAPORE	188	1 224	0	0
	VIET NAM	13 319	372 629	0	0
	INDIA	15 559	475 731	2 006	52 810
	TURKEY	1 604	67 611	702	28 984
	AUSTRALIA	4 544	146 891	440	21 466
	UNITED STATES	0	0	3	7
	CHILE	0	0	3	916

http://www.bps.go.id

HS / SITC	COMMODITY DESCRIPTION / COUNTRY OF ORIGIN	JANUARY - DECEMBER 2015		JANUARY - DECEMBER 2016	
		NET WEIGHT (KG)	CIF VALUE (US$)	NET WEIGHT (KG)	CIF VALUE (US$)
	UNITED KINGDOM	9	410	678	17 754
	ITALY	13 532	550 533	5 161	237 027
	SPAIN	53	1 349	0	0
	SUB TOTAL	**297 056**	**8 663 207**	**360 927**	**11 557 528 ***
5112300000	**OTH WOVEN FABRIC,COMBED WOOL/ANIMAL HAIRMIX MAINLY/SOLELY WITH STAPLE FIBRES**				
65432	JAPAN	97 176	2 478 433	122 045	3 692 766
	HONG KONG	0	0	315	5 025
	KOREA, REPUBLIC OF	7	14	4 670	141 724
	TAIWAN	1 789	19 098	9 392	81 861
	CHINA	128 590	3 126 512	187 636	4 790 129
	THAILAND	4 742	51 978	3 732	55 378
	SINGAPORE	2	20	0	0
	VIET NAM	14 613	362 533	6 152	111 473
	INDIA	727	19 694	1 986	54 770
	TURKEY	2 375	21 019	1 720	98 749
	AUSTRALIA	2	17	31	1 058
	UNITED KINGDOM	1	20	0	0
	ITALY	494	13 486	1 615	71 276
	PORTUGAL	2 963	93 098	3 037	118 547
	ROMANIA	27 940	844 294	24 258	732 371
	SUB TOTAL	**281 421**	**7 030 216**	**366 589**	**9 955 127 ***
5112900000	**OTH WOVEN FABRIC,COMBED WOOL OR OF FINEANIMAL HAIR.**				
65434	JAPAN	963	25 177	3 794	109 948
	HONG KONG	6 980	157 889	3 728	69 620
	KOREA, REPUBLIC OF	596	23 958	733	5 275
	TAIWAN	0	0	733	33 994
	CHINA	53 836	1 399 411	153 076	4 838 267
	SINGAPORE	0	0	2	118
	VIET NAM	98	1 272	473	5 508
	INDIA	18 018	538 203	71 552	2 213 889
	AUSTRALIA	853	18 928	0	0
	UNITED STATES	5	9	0	0
	MEXICO	0	0	16	1 099
	URUGUAY	474	25 118	0	0
	UNITED KINGDOM	803	23 671	0	0
	FRANCE	0	0	2 705	121 667
	GERMANY, FED. REP. OF	0	0	71	2 091
	SWITZERLAND	0	0	2	143
	ITALY	1 858	96 854	1 936	94 306
	ROMANIA	0	0	989	42 733
	SUB TOTAL	**84 484**	**2 310 490**	**239 810**	**7 538 658 ***
5113000000	**WOVEN FABRICS OF COARSE ANIMAL HAIR OR OHORSE HAIR**				
65492	JAPAN	0	0	7	413
	KOREA, REPUBLIC OF	0	0	60	608
	TAIWAN	10	33	0	0
	CHINA	68	654	8 190	86 472
	AUSTRALIA	0	0	1	22
	DENMARK	0	0	6	441
	SUB TOTAL	**78**	**687**	**8 264**	**87 956 ***
5201000000	**COTTON, NOT CARDED/COMBED.**				
26310	JAPAN	250	2 130	52 345	101 139
	HONG KONG	76 413	127 848	100 960	151 352
	KOREA, REPUBLIC OF	96 391	170 785	0	0
	CHINA	357 907	573 804	195 058	342 265
	SINGAPORE	2 819 814	4 749 393	444 600	711 361
	MALAYSIA	503 545	753 158	1 750 968	2 869 525
	VIET NAM	425 994	793 943	601 247	1 018 437
	INDIA	34 903 417	52 214 115	51 383 040	77 144 080
	PAKISTAN	18 134 382	24 693 382	3 774 798	5 367 503
	INDONESIA	198 847	327 035	0	0
	SAUDI ARABIA	0	0	500 188	803 748
	TURKEY	1 332 473	2 127 538	201 489	328 715
	UNITED ARAB EMIRATES	200 392	324 716	0	0
	EGYPT	257 202	643 244	457 104	1 129 611
	SUDAN	0	0	151 900	32 172

http://www.bps.go.id

HS / SITC	COMMODITY DESCRIPTION / COUNTRY OF ORIGIN	JANUARY - DECEMBER 2015		JANUARY - DECEMBER 2016	
		NET WEIGHT (KG)	CIF VALUE (US$)	NET WEIGHT (KG)	CIF VALUE (US$)
	TANZANIA, UNITED REP. OF	4 588 459	7 351 019	8 519 756	14 661 055
	KENYA	222 928	342 476	0	0
	MOZAMBIQUE	3 328 971	5 212 759	2 537 224	4 120 128
	TOGO	10 070 361	15 478 190	4 474 797	6 728 669
	GHANA	740 373	1 130 334	316 540	502 451
	GUINEA	197 047	282 371	603 233	832 999
	CAMEROON	5 540 848	5 357 967	7 942 096	11 094 645
	NIGERIA	952 454	1 087 217	1 273 554	1 297 396
	COTE D'IVOIRE	28 687 720	42 452 625	21 611 961	31 581 929
	SENEGAL	95 926	146 000	896 898	1 375 734
	MALI	27 970 167	43 681 715	17 649 571	26 707 741
	BENIN	21 743 210	32 592 820	13 905 892	18 733 382
	BURKINA FASO	31 263 471	48 966 245	18 253 565	28 085 320
	UGANDA	5 131 085	7 914 546	3 559 547	5 472 832
	CENTRAL AFRICAN REPUBLIC	4 022 622	6 194 063	2 608 910	4 058 744
	CHAD	225 446	345 789	1 349 750	2 106 215
	SWAZILAND	0	0	120 711	210 794
	SOUTH AFRICA	3 772 235	5 870 760	4 873 152	7 595 044
	ZIMBABWE	4 846 239	7 524 642	4 535 285	7 410 596
	ZAMBIA	5 611 046	8 829 227	10 416 404	16 060 060
	MALAWI	47 486	77 994	194 960	331 503
	AUSTRALIA	39 426 768	73 075 497	71 314 326	127 648 711
	AMERICAN SAMOA	194 687	330 487	0	0
	UNITED STATES	209 676 367	349 754 152	188 417 914	307 191 847
	MEXICO	4 444 748	6 788 203	4 198 514	6 303 853
	ARGENTINA	15 090 282	20 238 587	11 774 912	17 305 777
	BRAZIL	153 058 162	255 040 996	175 128 662	278 816 943
	COLOMBIA	0	0	1 021 936	1 741 551
	URUGUAY	164 637	222 316	0	0
	PARAGUAY	2 011 745	3 111 375	2 701 480	4 489 935
	COSTA RICA	0	0	99 711	171 464
	NETHERLANDS ANTILLES	323 438	523 345	0	0
	UNITED KINGDOM	444 393	710 295	1 084 346	1 851 711
	NETHERLANDS	40 451	104 980	0	0
	FRANCE	605 327	955 362	0	0
	GERMANY, FED. REP. OF	317 322	476 537	85 151	88 751
	BELGIUM	118	1 196	0	0
	SWITZERLAND	3 079 252	5 120 677	2 838 414	4 691 406
	SPAIN	4 057 576	7 612 778	7 124 744	12 788 042
	GREECE	20 127 461	33 002 400	26 192 018	44 016 956
	KAZAKHSTAN	603 450	870 869	153 870	187 066
	UZBEKISTAN	894 032	1 276 884	854 811	939 122
	SUB TOTAL	**672 925 337**	**1 087 556 786**	**678 248 312**	**1 087 200 280 ***
5202100000	**YARN WASTE (INCLUDING THREAD WASTE)**				
26331	JAPAN	35 925	26 112	67 862	42 965
	KOREA, REPUBLIC OF	207 664	67 739	239 780	115 516
	CHINA	0	0	1	1
	THAILAND	0	0	114	2 088
	SINGAPORE	0	0	14	152
	VIET NAM	0	0	51	487
	NETHERLANDS	0	0	3	3
	SUB TOTAL	**243 589**	**93 851**	**307 825**	**161 212 ***
5202990000	**COTTON WASTE,NOT GARNETTED STOCK**				
26339	JAPAN	53	1 060	0	0
	HONG KONG	445	2 509	0	0
	KOREA, REPUBLIC OF	79 879	678 447	13 003	120 806
	CHINA	68	364	57 305	59 842
	VIET NAM	973	6 428	29 762	19 643
	INDIA	0	0	215 660	212 040
	INDONESIA	42 273	41 005	0	0
	SUB TOTAL	**123 691**	**729 813**	**315 730**	**412 331 ***
5203000000	**COTTON, CARDED/COMBED.**				
26340	JAPAN	37	3 628	32 128	42 258
	KOREA, REPUBLIC OF	0	0	48	720
	CHINA	63 011	81 388	31 559	37 850
	SINGAPORE	10	104	0	0
	PHILIPPINES	234 599	97 359	0	0

http://www.bps.go.id

HS / SITC	COMMODITY DESCRIPTION / COUNTRY OF ORIGIN	JANUARY - DECEMBER 2015		JANUARY - DECEMBER 2016	
		NET WEIGHT (KG)	CIF VALUE (US$)	NET WEIGHT (KG)	CIF VALUE (US$)
	MALAYSIA	1	1	0	0
	VIET NAM	0	0	3	1
	PAKISTAN	6 910	64 920	0	0
	UNITED STATES	1	11	5	340
	UNITED KINGDOM	3 581	30 360	488	4 161
	GERMANY, FED. REP. OF	0	0	1	1
	SUB TOTAL	**308 150**	**277 771**	**64 232**	**85 331 ***
5204110000	**COTTON SEWING THREAD,NOT FOR RETAIL SALECOTTON WEIGHT >=85%**				
65121	JAPAN	314	7 925	2 556	59 564
	HONG KONG	95 659	792 734	4 954	29 337
	KOREA, REPUBLIC OF	284 859	3 030 560	203 795	1 630 681
	TAIWAN	430	23 624	24	532
	CHINA	283 098	1 465 338	351 569	1 919 823
	MACAU	0	0	46 850	1 654 989
	SINGAPORE	2	26	161	1 768
	PHILIPPINES	0	0	101	1 142
	CAMBODIA	1	13	0	0
	VIET NAM	1 163	7 197	16 765	85 139
	INDIA	15 179	208 670	14 975	133 523
	SRI LANKA	0	0	82	1 404
	UNITED STATES	0	0	14	152
	SPAIN	0	0	26	419
	CROATIA	0	0	226	10 171
	SUB TOTAL	**680 705**	**5 536 087**	**642 098**	**5 528 644 ***
5204190000	**COTTON SEWING THREAD,NOT FOR RETAIL SALECOTTON WEIGHT < 85%**				
65121	JAPAN	6 489	134 142	9 671	222 647
	HONG KONG	33 398	276 955	37 254	343 439
	KOREA, REPUBLIC OF	232 198	2 375 877	242 809	2 536 672
	TAIWAN	1 361	11 789	719	7 027
	CHINA	72 576	1 662 956	23 986	101 042
	THAILAND	0	0	165	1 134
	SINGAPORE	16 072	258 587	12 475	256 759
	MALAYSIA	61 782	288 344	43 320	250 668
	CAMBODIA	0	0	2 505	8 517
	VIET NAM	1 163	8 979	526	5 700
	INDIA	7 972	141 235	0	0
	PAKISTAN	0	0	3	10
	TURKEY	0	0	236	1 690
	KENYA	16	366	0	0
	AUSTRALIA	13	970	3	179
	UNITED STATES	30	4 600	104	5 870
	GERMANY, FED. REP. OF	9	3 298	0	0
	AUSTRIA	22	1 033	0	0
	ITALY	2	162	4	40
	SPAIN	2	2	0	0
	CROATIA	8	380	4	104
	SUB TOTAL	**433 113**	**5 169 675**	**373 784**	**3 741 498 ***
5204200000	**COTTON SEWING THREAD, WETHER FOR SALE**				
65122	HONG KONG	144	7 220	20	2 808
	KOREA, REPUBLIC OF	55 893	385 514	19 279	127 987
	TAIWAN	0	0	422	511
	CHINA	1 186	7 022	307 279	190 300
	SINGAPORE	6 558	22 420	19 905	33 071
	PHILIPPINES	0	0	30	217
	MALAYSIA	0	0	2 078	1 246
	INDIA	1 153	15 823	1 493	22 497
	UNITED KINGDOM	16	802	0	0
	SUB TOTAL	**64 950**	**438 801**	**350 506**	**378 637 ***
5205110000	**SINGLE YARN,OF UNCOMBED FIBRES MEASURING> 714.29 DECITEX, COTTON>85%**				
65133	JAPAN	0	0	19	411
	HONG KONG	119 635	671 459	21 097	105 397
	KOREA, REPUBLIC OF	15 176	58 941	30 442	102 501
	TAIWAN	0	0	2 000	3 901
	CHINA	690 337	4 505 635	785 734	5 910 789
	MACAU	56 824	328 364	48	293

http://www.bps.go.id

HS / SITC	COMMODITY DESCRIPTION / COUNTRY OF ORIGIN	JANUARY - DECEMBER 2015		JANUARY - DECEMBER 2016	
		NET WEIGHT (KG)	CIF VALUE (US$)	NET WEIGHT (KG)	CIF VALUE (US$)
	VIET NAM	1 746	9 605	36 742	102 015
	INDIA	172 271	450 248	661 872	1 720 606
	PAKISTAN	454 273	1 046 561	685 747	1 513 254
	BANGLADESH	120 000	513 750	75 000	318 750
	TURKEY	5 079	30 672	0	0
	CAMEROON	0	0	1 394	4 935
	UNITED STATES	0	0	3	135
	HAITI	1	29	0	0
	GERMANY, FED. REP. OF	0	0	4	39
	ITALY	10 264	96 545	14 047	101 068
	ROMANIA	0	0	18	389
	SUB TOTAL	**1 645 606**	**7 711 809**	**2 314 167**	**9 884 483 ***
5205120000	**SINGLE YARNOF UNCOMBED FIBRES MEASURING232.58<DECITEX<714.29 , COTTON>85%**				
65133	KOREA, REPUBLIC OF	0	0	12 825	16 673
	CHINA	20 140	58 003	0	0
	SINGAPORE	18	266	0	0
	MALAYSIA	0	0	38 400	67 200
	INDIA	83 818	239 502	96 615	237 283
	PAKISTAN	380 507	1 179 678	330 686	971 870
	UNITED STATES	18	781	0	0
	GERMANY, FED. REP. OF	60	997	0	0
	ITALY	0	0	7	205
	SUB TOTAL	**484 561**	**1 479 227**	**478 533**	**1 293 231 ***
5205130000	**SINGLE YARNOF UNCOMBED FIBRES MEASURING192.31<DECITEX<232,56 ,COTTON>85%**				
65133	KOREA, REPUBLIC OF	1 308	6 956	10 521	13 678
	MALAYSIA	0	0	51 255	128 136
	INDIA	0	0	6 577	17 956
	GERMANY, FED. REP. OF	0	0	104	734
	DENMARK	18 736	48 714	0	0
	SUB TOTAL	**20 044**	**55 670**	**68 457**	**160 504 ***
5205140000	**SINGLE YARNOF UNCOMBED FIBRES MEASURING125<DECITEX<192.32 , COTTON>85%**				
65133	HONG KONG	144 987	873 120	144 264	830 853
	KOREA, REPUBLIC OF	17 006	167 581	13 664	169 845
	TAIWAN	89	6 716	4	35
	CHINA	240 431	1 317 860	490 821	2 567 770
	MALAYSIA	0	0	25 756	77 269
	VIET NAM	20 215	62 769	0	0
	INDIA	0	0	9	2
	INDONESIA	0	0	48 142	137 777
	SUB TOTAL	**422 728**	**2 428 046**	**722 660**	**3 783 551 ***
5205150000	**SINGLE YARN,OF UNCOMBED FIBRES MEASURING< 125 DECITEX, COTTON >85%**				
65133	JAPAN	0	0	151	75 613
	CHINA	41 535	43 998	1 260	4 380
	INDIA	0	0	27 000	32 670
	SUB TOTAL	**41 535**	**43 998**	**28 411**	**112 663 ***
5205210000	**SINGLE YARN,OF COMBED FIBRES MEASURING>714.29 DECITEX, COTTON > 85%**				
65133	HONG KONG	1	3	0	0
	CHINA	6	44	1 000	6 000
	SUB TOTAL	**7**	**47**	**1 000**	**6 000 ***
5205220000	**SINGLE YARN,OF COMBED FIBRES MEASURING 232,56<DECITEX<714.29 , COTTON > 85%**				
65133	KOREA, REPUBLIC OF	113 007	403 568	266 873	817 979
	TAIWAN	0	0	17 367	24 685
	CHINA	60 153	422 146	338 461	1 157 408
	MACAU	1 519	7 307	0	0
	MALAYSIA	0	0	4 920	12 791
	VIET NAM	20 752	60 379	23 684	129 268
	INDIA	254 967	779 986	510 703	1 634 022
	PAKISTAN	72 894	427 100	214 783	762 225
	EGYPT	0	0	67	233
	UNITED STATES	0	0	4	208

http://www.bps.go.id

HS / SITC	COMMODITY DESCRIPTION / COUNTRY OF ORIGIN	JANUARY - DECEMBER 2015		JANUARY - DECEMBER 2016	
		NET WEIGHT (KG)	CIF VALUE (US$)	NET WEIGHT (KG)	CIF VALUE (US$)
	BELGIUM	0	0	1 428	4 607
	SUB TOTAL	**523 292**	**2 100 486**	**1 378 290**	**4 543 426 ***
5205230000	**SINGLE YARN,OF COMBED FIBRES MEASURING192,31<DECITEX<232,56 COTTON > 85%**				
65133	JAPAN	0	0	2 720	27 461
	KOREA, REPUBLIC OF	1 432 562	5 220 033	648 346	2 243 184
	TAIWAN	1 115	3 517	4 915	15 457
	CHINA	1 094 714	6 700 433	1 488 019	7 926 830
	MACAU	122 665	707 725	235 210	1 401 451
	THAILAND	0	0	1 008	5 976
	MALAYSIA	8 424	33 935	16 475	45 983
	VIET NAM	1 119 809	3 516 861	2 086 967	6 676 503
	INDIA	5 493 388	17 062 231	7 003 582	19 248 507
	PAKISTAN	135	450	77 184	313 276
	TURKEY	0	0	404	2 597
	UNITED ARAB EMIRATES	81 648	225 756	0	0
	GUATEMALA	113	1 701	0	0
	COSTA RICA	0	0	937 008	3 766 770
	UZBEKISTAN	0	0	127	2 594
	SUB TOTAL	**9 354 573**	**33 472 642**	**12 501 965**	**41 676 589 ***
5205240000	**SINGLE YARN,OF COMBED FIBRES MEASURING125<DECITEX <192,31 , COTTON > 85%**				
65133	JAPAN	139	815	25	54
	KOREA, REPUBLIC OF	41 924	185 955	50 585	460 071
	CHINA	880 508	3 422 545	76 874	436 938
	MACAU	0	0	431	2 225
	THAILAND	42 324	159 764	0	0
	PHILIPPINES	0	0	10 294	39 118
	MALAYSIA	29 418	187 503	5 703	17 270
	VIET NAM	89 591	201 809	11 179	58 158
	INDIA	3 319 402	10 525 084	769 627	3 532 883
	PAKISTAN	484 612	860 801	5 493	19 962
	BANGLADESH	12 200	50 742	0	0
	SRI LANKA	0	0	470	3 054
	TURKEY	32 796	183 400	0	0
	UNITED ARAB EMIRATES	122 281	335 679	0	0
	UZBEKISTAN	0	0	44	359
	SUB TOTAL	**5 055 195**	**16 114 097**	**930 725**	**4 570 092 ***
5205260000	**SINGLE YARN,OF COMBED FIBRES MEASURING106,38<DECITEX< 125 , COTTON > 85%**				
65133	JAPAN	1 272	14 450	0	0
	TAIWAN	10 260	30 882	0	0
	CHINA	0	0	1 350	11 099
	SINGAPORE	2 736	21 067	792	6 098
	VIET NAM	0	0	11 900	82 832
	SUB TOTAL	**14 268**	**66 399**	**14 042**	**100 029 ***
5205270000	**SINGLE YARN,OF COMBED FIBRES MEASURING83,33<DECITEX<106,38 , COTTON > 85%**				
65133	JAPAN	0	0	58	1 625
	KOREA, REPUBLIC OF	233	1 813	16	158
	THAILAND	71	525	0	0
	SUB TOTAL	**304**	**2 338**	**74**	**1 783 ***
5205280000	**SINGLE YARN,OF COMBED FIBRES MEASURING< 83,33 DECITEX, COTTON > 85%**				
65133	JAPAN	0	0	9	230
	CHINA	1 689	15 149	198	1 374
	VIET NAM	20 446	63 485	0	0
	SUB TOTAL	**22 135**	**78 634**	**207**	**1 604 ***
5205310000	**MULTIPLE YARN,OF UNCOMBED FIBRES MEASURE>714.29 DECITEX,COTTON > 85%**				
65133	KOREA, REPUBLIC OF	5 671	85 899	1 316	34 820
	CHINA	0	0	7	44
	THAILAND	0	0	61	105
	VIET NAM	4 867	27 070	0	0
	UNITED KINGDOM	0	0	100	3 107
	FRANCE	0	0	22	2 202

http://www.bps.go.id

HS / SITC	COMMODITY DESCRIPTION / COUNTRY OF ORIGIN	JANUARY - DECEMBER 2015		JANUARY - DECEMBER 2016	
		NET WEIGHT (KG)	CIF VALUE (US$)	NET WEIGHT (KG)	CIF VALUE (US$)
	BELGIUM	0	0	12	1 295
	SUB TOTAL	**10 538**	**112 969**	**1 518**	**41 573 ***
5205320000	**MULTIPLE YARN,OF UNCOMBED FIBRES MEASURE232.56<DECITEX<714.29, COTTON>85%**				
65133	HONG KONG	275 742	1 287 316	338 351	1 530 279
	KOREA, REPUBLIC OF	5 037	81 219	1 093	8 013
	CHINA	108 501	996 914	62 646	459 931
	INDIA	8 897	44 872	3 316	28 960
	PAKISTAN	60	900	54 477	216 195
	ARGENTINA	0	0	23	181
	ITALY	0	0	12	455
	SUB TOTAL	**398 237**	**2 411 221**	**459 918**	**2 244 014 ***
5205330000	**MULTIPLE YARN,OF UNCOMBED FIBRES MEASURE192.31<DECITEX<232.31, COTTON>85%**				
65133	CHINA	0	0	321	5 230
	SUB TOTAL	**0**	**0**	**321**	**5 230 ***
5205340000	**MULTIPLE YARN,OF UNCOMBED FIBRES MEASURE125<DECITEX<192.31, COTTON>85%**				
65133	JAPAN	4 627	19 380	0	0
	ITALY	0	0	1 648	45 991
	SUB TOTAL	**4 627**	**19 380**	**1 648**	**45 991 ***
5205350000	**MULTIPLE YARN,OF UNCOMBED FIBRES MEASURE< 125 DECITEX, COTTON > 85%**				
65133	JAPAN	0	0	40	400
	KOREA, REPUBLIC OF	96	504	7	123
	INDIA	0	0	7 576	38 078
	BELGIUM	56	1 037	0	0
	SUB TOTAL	**152**	**1 541**	**7 623**	**38 601 ***
5205420000	**MULTIPLE YARN,OF COMBED MEASURING232.56<DECITEX<714.29,COTTON >85%**				
65133	HONG KONG	131	633	0	0
	KOREA, REPUBLIC OF	0	0	514	192
	TAIWAN	0	0	4	17
	CHINA	50 481	308 952	111 717	777 447
	INDIA	0	0	17	179
	SUB TOTAL	**50 612**	**309 585**	**112 252**	**777 835 ***
5205430000	**MULTIPLE YARN,OF COMBED MEASURING192.31<DECITEX<232.56, COTTON >85%**				
65133	ITALY	0	0	7	128
	SUB TOTAL	**0**	**0**	**7**	**128 ***
5205440000	**MULTIPLE YARN,OF COMBED MEASURING125<DECITEX< 192.31, COTTON >85%**				
65133	JAPAN	0	0	4	168
	HONG KONG	240 159	2 041 286	192 316	1 499 634
	KOREA, REPUBLIC OF	3	3	0	0
	CHINA	4 684	30 836	12 089	70 966
	SUB TOTAL	**244 846**	**2 072 125**	**204 409**	**1 570 768 ***
5205460000	**MULTIPLE YARN,OF COMBED MEASURING106,38<DECITEX< 125 ,COTTON >85%**				
65133	TAIWAN	275	3 681	0	0
	CHINA	2 964	22 341	0	0
	SUB TOTAL	**3 239**	**26 022**	**0**	**0 ***
5205470000	**MULTIPLE YARN,OF COMBED MEASURING83.33< DECITEX < 106.38 ,COTTON >85%**				
65133	TAIWAN	0	0	173	2 408
	CHINA	979	10 272	14 265	28 328
	ITALY	0	0	384	6 710
	SUB TOTAL	**979**	**10 272**	**14 822**	**37 446 ***
5205480000	**MULTIPLE YARN,OF COMBED MEASURING< 83.33 DECITEX, COTTON >85%**				
65133	JAPAN	0	0	5	5
	SINGAPORE	0	0	38	133

http://www.bps.go.id

HS / SITC	COMMODITY DESCRIPTION / COUNTRY OF ORIGIN	JANUARY - DECEMBER 2015		JANUARY - DECEMBER 2016	
		NET WEIGHT (KG)	CIF VALUE (US$)	NET WEIGHT (KG)	CIF VALUE (US$)
	GERMANY, FED. REP. OF	4 107	109 826	4 332	111 057
	SUB TOTAL	**4 107**	**109 826**	**4 375**	**111 195 ***
5206110000	**SINGLE YARN OF UNCOMBED FIBRES,MEASURING>714,29OR DECITEX, COTTON <85%**				
65134	JAPAN	18	556	240	960
	HONG KONG	617	12 350	3 613	25 342
	KOREA, REPUBLIC OF	641	7 808	484	746
	TAIWAN	0	0	10 133	79 544
	CHINA	519 763	3 933 661	742 098	4 742 100
	MACAU	0	0	23	142
	VIET NAM	15 603	85 371	20 364	38 393
	PAKISTAN	20 412	39 191	0	0
	SUB TOTAL	**557 054**	**4 078 937**	**776 955**	**4 887 227 ***
5206120000	**SINGLE YARN OF UNCOMBED FIBRES,MEASURING232,56<DECITEX<714.29 , COTTON< 85%**				
65134	KOREA, REPUBLIC OF	0	0	765	3 300
	MALAYSIA	85 383	158 805	104 749	175 281
	VIET NAM	63 154	161 264	0	0
	INDIA	0	0	12 000	21 600
	SUB TOTAL	**148 537**	**320 069**	**117 514**	**200 181 ***
5206130000	**SINGLE YARN OF UNCOMBED FIBRES,MEASURING192.31< DECITEX <232.56 ,COTTON<85%**				
65134	JAPAN	3 289	85 923	371	13 829
	KOREA, REPUBLIC OF	0	0	397	2 433
	TAIWAN	30	30	0	0
	TURKEY	0	0	61 974	61 974
	SUB TOTAL	**3 319**	**85 953**	**62 742**	**78 236 ***
5206150000	**SINGLE YARN OF UNCOMBED FIBRES,MEASURING<125 DESITEX , COTTON<85%**				
65134	CHINA	0	0	77	247
	SUB TOTAL	**0**	**0**	**77**	**247 ***
5206210000	**SINGLE YARN, OF COMBED FIBRES, MEASURING>714.29 DESITEX,COTTON<85%**				
65134	HONG KONG	1 502	29 440	3 702	42 286
	SUB TOTAL	**1 502**	**29 440**	**3 702**	**42 286 ***
5206220000	**SINGLE YARN, OF COMBED FIBRES, MEASURING232.56<DECITEX<714.29 ,COTTON<85%**				
65134	JAPAN	590	7 666	680	10 356
	KOREA, REPUBLIC OF	658 945	2 400 496	829 218	3 162 674
	TAIWAN	50 159	164 880	175	1 833
	CHINA	267 374	1 366 882	388 158	1 840 275
	MACAU	7 649	39 715	0	0
	THAILAND	420 943	1 133 127	195 975	502 361
	SINGAPORE	0	0	86	533
	VIET NAM	503 085	1 345 372	433 921	1 128 487
	INDIA	87 288	282 307	50 887	144 893
	SUB TOTAL	**1 996 033**	**6 740 445**	**1 899 100**	**6 791 412 ***
5206230000	**SINGLE YARN, OF COMBED FIBRES, MEASURING192.31< DECITEX <232.56 ,COTTON<85%**				
65134	KOREA, REPUBLIC OF	247 753	816 374	259 577	845 775
	CHINA	23 798	92 427	28 963	128 465
	THAILAND	303	1 451	0	0
	MALAYSIA	22 437	75 302	0	0
	VIET NAM	211 557	644 191	75 638	235 765
	INDIA	49 035	150 683	204 006	948 953
	TURKEY	0	0	19 699	73 872
	UNITED STATES	0	0	18 446	69 028
	SUB TOTAL	**554 883**	**1 780 428**	**606 329**	**2 301 858 ***
5206240000	**SINGLE YARN, OF COMBED FIBRES, MEASURING125<DECITEX< 192.31 ,COTTON<85%**				
65134	JAPAN	3	102	158	3 433
	KOREA, REPUBLIC OF	941	3 244	36 288	140 002
	CHINA	102	1 013	11 801	61 197
	MALAYSIA	4 672	46 529	0	0
	VIET NAM	57 677	152 032	59 875	163 858

http://www.bps.go.id

HS / SITC	COMMODITY DESCRIPTION / COUNTRY OF ORIGIN	JANUARY - DECEMBER 2015		JANUARY - DECEMBER 2016	
		NET WEIGHT (KG)	CIF VALUE (US$)	NET WEIGHT (KG)	CIF VALUE (US$)
	INDIA	0	0	28 420	96 627
	SUB TOTAL	**63 395**	**202 920**	**136 542**	**465 117 ***
5206310000	**MULTIPLE YARN,OF UNCOMBED MEASURING> 714.29 DECITEX, COTTON<85%**				
65134	KOREA, REPUBLIC OF	0	0	50	506
	INDIA	0	0	65	807
	SUB TOTAL	**0**	**0**	**115**	**1 313 ***
5206320000	**MULTIPLE YARN,OF UNCOMBED MEASURING232.56<DECITEX< 714.29,COTTON<85%**				
65134	CHINA	21 000	296 354	18 927	122 825
	BULGARIA	0	0	12	205
	SUB TOTAL	**21 000**	**296 354**	**18 939**	**123 030 ***
5206330000	**MULTIPLE YARN,OF UNCOMBED MEASURING192.31<DECITEX<232.56,COTTON<85%**				
65134	CHINA	0	0	21	168
	SUB TOTAL	**0**	**0**	**21**	**168 ***
5206420000	**MULTIPLE YARN,OF COMBED FIBRES MEASURING232,56 <DECITEX< 714.29, COTTON<85%**				
65134	JAPAN	1 954	42 220	1 782	32 708
	TAIWAN	454	6 380	179	1 970
	CHINA	21 106	288 290	21 856	212 369
	SUB TOTAL	**23 514**	**336 890**	**23 817**	**247 047 ***
5206440000	**MULTIPLE YARN,OF COMBED FIBRES MEASURING125 <DECITEX< 191.31,CTTN<85%**				
65134	HONG KONG	842	15 193	0	0
	CHINA	0	0	570	9 250
	SUB TOTAL	**842**	**15 193**	**570**	**9 250 ***
5206450000	**MULTIPLE YARN,OF COMBED FIBRES MEASURING< 125 DECITEX COTTON < 85%**				
65134	JAPAN	151	1 128	0	0
	KOREA, REPUBLIC OF	0	0	53	407
	SINGAPORE	783	1 883	0	0
	SUB TOTAL	**934**	**3 011**	**53**	**407 ***
5207100000	**COTTON YARN(OTH SEWING THREAD) RETAILSALE,>=85% COTTON BY WEIGHT**				
65131	JAPAN	1 594	30 372	1 508	48 328
	HONG KONG	39	925	171	2 112
	KOREA, REPUBLIC OF	36 248	395 031	84 024	760 267
	TAIWAN	57	805	36	389
	CHINA	107 569	799 304	28 640	217 610
	THAILAND	467	2 883	309	3 704
	SINGAPORE	57	1 733	7	22
	MALAYSIA	0	0	9	141
	VIET NAM	2 063	23 157	543	2 855
	INDIA	266	1 361	24 870	24 410
	PAKISTAN	38	119	31	495
	SRI LANKA	0	0	12	151
	INDONESIA	0	0	60	841
	SAUDI ARABIA	0	0	14	140
	ISRAEL	0	0	14	235
	TURKEY	33	601	128	1 263
	UNITED ARAB EMIRATES	0	0	21	362
	AUSTRALIA	0	0	47	2 247
	UNITED STATES	4	148	49	1 569
	GERMANY, FED. REP. OF	260	1 216	1 601	9 188
	ITALY	1 444	39 859	70	2 002
	SPAIN	108	2 492	0	0
	ROMANIA	0	0	20	447
	SUB TOTAL	**150 247**	**1 300 006**	**142 184**	**1 078 778 ***
5207900000	**COTTON YARN(OTH SEWING THREAD) RETAILSALE,< 85% COTTON BY WEIGHT**				
65132	JAPAN	16 021	91 884	3 752	22 049
	HONG KONG	5 332	111 233	11 514	299 650
	KOREA, REPUBLIC OF	22 374	262 543	8 216	100 287
	TAIWAN	103	520	3 516	55 574

http://www.bps.go.id

HS / SITC	COMMODITY DESCRIPTION / COUNTRY OF ORIGIN	JANUARY - DECEMBER 2015		JANUARY - DECEMBER 2016	
		NET WEIGHT (KG)	CIF VALUE (US$)	NET WEIGHT (KG)	CIF VALUE (US$)
	CHINA	67 844	380 829	95 095	598 187
	THAILAND	0	0	123	1 304
	SINGAPORE	717	7 351	0	0
	VIET NAM	79	718	277	2 936
	INDIA	45 682	68 550	425	1 624
	PAKISTAN	70 393	196 442	199 589	539 017
	TURKEY	0	0	72	685
	UNITED STATES	49	777	0	0
	ITALY	63	2 812	692	13 780
	SUB TOTAL	**228 657**	**1 123 659**	**323 271**	**1 635 093 ***
5208110000	**WOVEN FABRICS OF COTTON, UNBLEACHEDWEIGHING <= 100 G/M, >=85% COTTON**				
65221	JAPAN	310	1 763	12 076	128 453
	HONG KONG	72 629	1 015 529	71 838	905 766
	KOREA, REPUBLIC OF	309 989	2 335 034	477 099	3 740 838
	TAIWAN	133 149	2 113 332	256 985	2 769 268
	CHINA	583 819	5 637 480	329 876	3 567 973
	THAILAND	4 565	18 480	330	4 156
	SINGAPORE	0	0	134	3 441
	VIET NAM	713	35 720	634	946
	INDIA	213 321	1 427 444	222 052	1 485 285
	PAKISTAN	89 018	464 795	12 157	25 893
	UNITED STATES	2	8	0	0
	UNITED KINGDOM	0	0	21	313
	BELGIUM	1	311	15	195
	ITALY	15	389	255	20 885
	ROMANIA	0	0	9 323	43 927
	SUB TOTAL	**1 407 531**	**13 050 285**	**1 392 795**	**12 697 339 ***
5208120000	**WOVEN FABRICS OF COTTON, UNBLEACHED100<WEIGHING<200 G/M, >=85% COTTON**				
65221	JAPAN	4 200	97 113	6 141	150 164
	HONG KONG	88 826	806 800	88 855	802 418
	KOREA, REPUBLIC OF	257 238	2 120 377	168 198	1 754 052
	TAIWAN	104 606	721 226	169 167	1 052 842
	CHINA	776 258	7 469 442	577 975	4 978 084
	THAILAND	0	0	1 016	9 385
	SINGAPORE	6 522	41 025	21	331
	VIET NAM	16 757	106 780	0	0
	INDIA	39 397	352 214	117 324	1 084 109
	PAKISTAN	17 719	60 472	45 290	218 807
	MARSHALL ISLANDS	0	0	278	2 876
	BRAZIL	0	0	109 306	76 930
	PERU	19	1 026	0	0
	GERMANY, FED. REP. OF	4 006	52 620	1 492	10 394
	ITALY	7 205	43 973	0	0
	SUB TOTAL	**1 322 753**	**11 873 068**	**1 285 063**	**10 140 392 ***
5208130000	**WOVEN FABRICS COTTON,UNBLEACHED,3OR4THREAD TWILL ,<200G/M,>=85%OF CTTN**				
65221	HONG KONG	188	1 965	0	0
	KOREA, REPUBLIC OF	9 598	61 512	14 422	100 156
	CHINA	0	0	143	661
	SINGAPORE	0	0	15	153
	SUB TOTAL	**9 786**	**63 477**	**14 580**	**100 970 ***
5208190000	**OTH WOVEN FABRICS COTTON, UNBBLEACH,<200G/M,>=85%OF COTTON**				
65221	JAPAN	37 489	568 762	41 357	624 711
	HONG KONG	1 862 479	21 816 660	2 097 570	20 066 599
	KOREA, REPUBLIC OF	1 892 021	16 535 077	2 227 624	19 561 081
	TAIWAN	57 062	1 115 963	43 686	432 478
	CHINA	4 922 247	53 608 586	3 985 812	41 527 259
	THAILAND	75 428	573 057	170 842	1 268 628
	SINGAPORE	95	1 494	8 195	50 017
	MALAYSIA	4 874	85 355	52 574	58 336
	CAMBODIA	0	0	11 772	56 397
	VIET NAM	474 888	3 276 276	291 198	1 996 018
	INDIA	100 649	917 656	165 096	1 242 622
	PAKISTAN	266 768	1 633 217	346 880	1 544 978
	SRI LANKA	38 531	433 187	2	1
	INDONESIA	0	0	372	285

http://www.bps.go.id

HS / SITC	COMMODITY DESCRIPTION / COUNTRY OF ORIGIN	JANUARY - DECEMBER 2015		JANUARY - DECEMBER 2016	
		NET WEIGHT (KG)	CIF VALUE (US$)	NET WEIGHT (KG)	CIF VALUE (US$)
	TURKEY	853	14 276	170	7 381
	UNITED ARAB EMIRATES	0	0	72	838
	AUSTRALIA	117	2 460	6 241	239 504
	NEW ZEALAND	0	0	45	494
	FIJI	45	992	6	30
	UNITED STATES	5 245	83 732	58 266	474 732
	COLOMBIA	0	0	3	1
	UNITED KINGDOM	9 427	282 618	5 881	119 084
	FRANCE	59	4 865	0	0
	AUSTRIA	2 384	86 744	0	0
	BELGIUM	1	41	0	0
	SWITZERLAND	8	436	0	0
	ITALY	154	7 348	679	16 036
	SPAIN	0	0	189	2 720
	ROMANIA	1 280	46 527	6	226
	LITHUANIA	0	0	953	9 378
	CZECH REPUBLIC	30	1 039	0	0
	SUB TOTAL	**9 752 134**	**101 096 368**	**9 515 491**	**89 299 834 ***
5208210000	**WOVEN FABRICS OF COTTON,BLEACHED,PLEINWEEVE,WEIGHING<100G/M,>=85%OF COTTON**				
65231	JAPAN	63	6	43 665	319 142
	HONG KONG	308 861	3 364 562	314 076	3 382 522
	KOREA, REPUBLIC OF	1 169	26 558	40	505
	TAIWAN	0	0	2 048	22 000
	CHINA	353 091	1 734 152	67 795	716 745
	THAILAND	2 374	21 722	2 340	38 965
	SINGAPORE	18	620	3 707	20 426
	INDIA	2 501	39 649	823	13 302
	PAKISTAN	0	0	33	20
	UNITED KINGDOM	113	3 538	0	0
	GERMANY, FED. REP. OF	155	4 525	15	492
	ITALY	249	36 749	0	0
	SUB TOTAL	**668 594**	**5 232 081**	**434 542**	**4 514 119 ***
5208220000	**WOVEN FABRICS OF COTTON,BLEACHED,PLEINWEAVE,100<WEIGH<200 G/M, >=85% COTTON**				
65231	JAPAN	9	23	243	3 044
	HONG KONG	11 261	171 992	16 834	199 302
	KOREA, REPUBLIC OF	396 904	3 615 531	313 207	2 776 713
	TAIWAN	269	8 174	287	3 312
	CHINA	304 996	3 586 943	832 450	12 558 036
	SINGAPORE	73	3 087	0	0
	VIET NAM	6 783	41 908	2 826	36 325
	INDIA	919	12 374	2 900	8 619
	PAKISTAN	9 196	43 169	3 912	11 737
	TURKEY	94	1 382	0	0
	UNITED STATES	30	712	5	323
	PORTUGAL	1	35	0	0
	SUB TOTAL	**730 535**	**7 485 330**	**1 172 664**	**15 597 411 ***
5208230000	**WOVEN FABRICS COTTON,BLEACHED,3/4 THREADTWILL ,WEIGHING<200G/M,>=85%OF CTTN**				
65231	JAPAN	3 371	63 569	1	1
	HONG KONG	7 173	96 185	6 698	58 546
	TAIWAN	1 475	14 263	17	430
	CHINA	11 769	170 938	35 453	470 441
	SINGAPORE	14	162	0	0
	INDIA	9	42	4 702	24 487
	CANADA	108	2 913	0	0
	NETHERLANDS	255	2 516	0	0
	ITALY	23	630	0	0
	SUB TOTAL	**24 197**	**351 218**	**46 871**	**553 905 ***
5208290000	**OTHER WOVEN FABRICS COTTON,BLEACHED,<200G/M,>=85%OF COTTON**				
65231	JAPAN	311	6 278	17 149	399 373
	HONG KONG	1 346 166	11 484 976	852 438	7 587 916
	KOREA, REPUBLIC OF	975 846	10 546 166	1 034 521	8 863 403
	TAIWAN	223 325	1 826 440	140 007	1 453 142
	CHINA	1 329 915	13 099 802	2 110 646	16 695 921
	MACAU	444	5 486	0	0
	THAILAND	25 386	509 641	5 761	106 910

http://www.bps.go.id

HS / SITC	COMMODITY DESCRIPTION / COUNTRY OF ORIGIN	JANUARY - DECEMBER 2015		JANUARY - DECEMBER 2016	
		NET WEIGHT (KG)	CIF VALUE (US$)	NET WEIGHT (KG)	CIF VALUE (US$)
	SINGAPORE	764	8 393	9 329	42 052
	PHILIPPINES	0	0	7 034	26 726
	MALAYSIA	0	0	1	37
	VIET NAM	1 525	7 608	20 197	143 006
	INDIA	118	590	88 322	625 212
	PAKISTAN	24 425	134 989	30 133	181 956
	BANGLADESH	155	351	0	0
	SAUDI ARABIA	1	57	0	0
	TURKEY	193	3 369	772	17 540
	TUNISIA	5	87	10	111
	AUSTRALIA	58	1 028	0	0
	UNITED STATES	146	4 933	523	11 397
	MEXICO	0	0	9	145
	BRAZIL	0	0	22	646
	UNITED KINGDOM	63	14 243	828	23 248
	NETHERLANDS	0	0	9	897
	FRANCE	3	187	4	112
	GERMANY, FED. REP. OF	46	1 131	20	586
	AUSTRIA	5	269	0	0
	BELGIUM	76	221	0	0
	SWITZERLAND	2	260	0	0
	DENMARK	0	0	78	523
	NORWAY	0	0	6	101
	ITALY	478	14 321	6 922	140 290
	SPAIN	315	4 450	1 776	28 216
	PORTUGAL	0	0	88	949
	POLAND	1	81	0	0
	ROMANIA	0	0	4	114
	BULGARIA	13	172	0	0
	SUB TOTAL	**3 929 785**	**37 675 529**	**4 326 609**	**36 350 529 ***
5208310010	**WOVEN FABRICS COTTON,DYED,VOILLE/CHEMIVOLLE,WEIGHT <100 G/M,>=85%OF COTTON**				
65232	JAPAN	6 746	208 276	1 511	45 569
	HONG KONG	4 454	74 648	51 101	383 101
	KOREA, REPUBLIC OF	0	0	94 409	787 112
	TAIWAN	0	0	6 000	45 731
	CHINA	3 977	49 975	97 148	896 758
	TURKEY	205	3 551	422	8 681
	ITALY	1	3	0	0
	SUB TOTAL	**15 383**	**336 453**	**250 591**	**2 166 952 ***
5208310020	**WOVEN FABRICS OF COTTON,DYED,CAMBRICS100<WEIGH<200 G/M, >=85% COTTON**				
65232	CHINA	0	0	11	102
	INDIA	1	5	3 239	29 641
	SUB TOTAL	**1**	**5**	**3 250**	**29 743 ***
5208310090	**OTHER WOVEN FABRICS OF COTTON,DYED,WEIGHING<200 G/M, >=85%OF COTTON**				
65232	JAPAN	773	34 563	132	2 946
	HONG KONG	52 287	400 822	194 333	1 683 148
	KOREA, REPUBLIC OF	432 593	3 917 829	149 500	1 307 530
	TAIWAN	1	4	395	4 244
	CHINA	88 190	1 318 152	94 470	1 108 889
	THAILAND	452	7 098	0	0
	SINGAPORE	11 345	65 480	85	536
	VIET NAM	0	0	11 036	82 077
	INDIA	31 975	532 182	26 484	465 708
	EGYPT	0	0	11	139
	UNITED KINGDOM	16	506	0	0
	GERMANY, FED. REP. OF	31	1 538	0	0
	SUB TOTAL	**617 663**	**6 278 174**	**476 446**	**4 655 217 ***
5208320000	**WOVEN FABRICS OF COTTON,DYED,PLAIN WEAVE WEAVE ,WEIGHT <100 G/M,>=85%OF COTTON**				
65232	JAPAN	41 997	1 106 196	33 202	658 842
	HONG KONG	537 890	8 947 821	458 304	7 146 578
	KOREA, REPUBLIC OF	192 275	2 186 032	263 606	2 650 360
	TAIWAN	89 442	1 503 564	81 463	1 231 229
	CHINA	3 448 313	55 624 297	2 739 493	44 210 647
	THAILAND	24 366	432 914	3 083	65 251
	SINGAPORE	18 114	248 552	69	1 698

http://www.bps.go.id

HS / SITC	COMMODITY DESCRIPTION / COUNTRY OF ORIGIN	JANUARY - DECEMBER 2015		JANUARY - DECEMBER 2016	
		NET WEIGHT (KG)	CIF VALUE (US$)	NET WEIGHT (KG)	CIF VALUE (US$)
	MALAYSIA	69 750	1 163 148	45 398	821 179
	CAMBODIA	1 661	24 762	323	3 010
	VIET NAM	43 629	195 998	47 701	525 827
	INDIA	116 609	2 001 027	77 375	1 217 675
	PAKISTAN	107 203	751 745	1 629	15 708
	BANGLADESH	3	2	1	21
	SRI LANKA	170	2 817	0	0
	TURKEY	554	9 309	1 416	29 684
	EGYPT	0	0	26	841
	AUSTRALIA	997	21 646	4 944	115 561
	NEW ZEALAND	764	9 117	262	3 426
	UNITED STATES	4	39	612	12 015
	CANADA	0	0	33	590
	BRAZIL	0	0	10	377
	UNITED KINGDOM	276	2 980	23	110
	NETHERLANDS	1 549	22 734	184	2 677
	FRANCE	397	13 097	0	0
	GERMANY, FED. REP. OF	297	8 387	0	0
	AUSTRIA	2 915	104 666	140	6 076
	ITALY	9 468	495 279	2 471	81 772
	SPAIN	0	0	1 828	33 984
	SUB TOTAL	**4 708 643**	**74 876 129**	**3 763 596**	**58 835 138 ***
5208330000	**WOVEN FABRICS,DYED, 3-THREAD/4-THREADTWILL,WEIGHING<200 G/M, >=85%OF COTTON**				
65232	JAPAN	36 502	598 145	7 947	130 052
	HONG KONG	442 970	4 722 868	10 564	173 922
	KOREA, REPUBLIC OF	3 070	33 244	18 431	188 438
	TAIWAN	0	0	8 773	187 006
	CHINA	343 499	3 285 272	844 907	6 108 515
	THAILAND	1 688	18 579	7	2
	SINGAPORE	0	0	219	2 392
	VIET NAM	0	0	1 089	5 609
	INDIA	0	0	10 289	128 811
	PAKISTAN	3 027	36 370	939	6 898
	TURKEY	56 393	968 630	146 919	2 377 881
	ITALY	1 378	44 234	389	17 608
	SUB TOTAL	**888 527**	**9 707 342**	**1 050 473**	**9 327 134 ***
5208390000	**OTHER WOVEN FABRICS OF COTTON,DYED,WEIGHING<200 G/M, >=85%OF COTTON**				
65232	JAPAN	46 713	923 868	33 958	1 003 836
	HONG KONG	850 635	6 481 547	556 665	4 470 000
	KOREA, REPUBLIC OF	1 295 725	13 860 066	2 307 034	21 385 066
	TAIWAN	158 584	2 384 702	119 889	1 754 902
	CHINA	1 588 952	13 712 425	1 830 817	14 270 753
	THAILAND	35 992	321 725	29 489	257 333
	SINGAPORE	111	11 637	121 069	1 846 565
	PHILIPPINES	0	0	1 492	13 939
	MALAYSIA	1	19	0	0
	CAMBODIA	15 872	149 297	5 499	30 826
	VIET NAM	176 683	1 308 580	310 641	2 863 942
	INDIA	3 542	74 834	4 791	70 161
	PAKISTAN	23	72	25	29
	TURKEY	19 376	286 380	389	5 724
	NEW ZEALAND	587	30 244	0	0
	UNITED STATES	32	1 044	141	2 149
	UNITED KINGDOM	496	3 995	0	0
	FRANCE	2	213	0	0
	GERMANY, FED. REP. OF	1 783	52 849	1 314	56 070
	BELGIUM	2	3	0	0
	ITALY	3 482	121 622	1 109	31 207
	SPAIN	123	2 116	0	0
	ROMANIA	30	567	0	0
	BULGARIA	0	0	2 419	19 221
	SUB TOTAL	**4 198 746**	**39 727 805**	**5 326 741**	**48 081 723 ***
5208410010	**STRING WOVEN FABRICS, CONT>=85% OFCOTTON,OF DIFF COLOUR YARN, WEIGH < 100 G/M**				
65233	HONG KONG	49	2 059	979	21 325
	KOREA, REPUBLIC OF	12 014	208 125	14 993	272 940
	CHINA	5 834	188 825	518	20 979
	VIET NAM	0	0	55	633

http://www.bps.go.id

HS / SITC	COMMODITY DESCRIPTION / COUNTRY OF ORIGIN	JANUARY - DECEMBER 2015		JANUARY - DECEMBER 2016	
		NET WEIGHT (KG)	CIF VALUE (US$)	NET WEIGHT (KG)	CIF VALUE (US$)
	INDIA	0	0	11	167
	ITALY	3	408	0	0
	SUB TOTAL	**17 900**	**399 417**	**16 556**	**316 044 ***
5208410090	**OTH WOVEN FABRICS, CONT >=85% OF COTTON,OF DIFF COLOUR YARN, WEIGH < 100 G/M**				
65233	JAPAN	14 102	396 624	5 771	134 421
	HONG KONG	135 575	2 481 039	95 115	1 679 888
	KOREA, REPUBLIC OF	433	14 478	891	21 041
	TAIWAN	4 739	80 709	1 141	22 414
	CHINA	1 037 001	13 602 034	915 433	11 116 826
	THAILAND	26 327	67 945	1 290	18 022
	VIET NAM	0	0	17 281	253 486
	INDIA	0	0	4 735	62 541
	UNITED STATES	35	699	0	0
	AUSTRIA	137	7 565	0	0
	ITALY	2 345	128 197	0	0
	PORTUGAL	37	1 936	2	211
	SUB TOTAL	**1 220 731**	**16 781 226**	**1 041 659**	**13 308 850 ***
5208420010	**STRING WOVEN FABRICS,CONT >=85%, COTTONOF DIFF COLOUR YARN, WEIGH > 100 G/M**				
65233	HONG KONG	320	6 232	60	571
	KOREA, REPUBLIC OF	303	2 502	122	617
	CHINA	61	1 079	2 381	30 471
	VIET NAM	1	3	0	0
	SUB TOTAL	**685**	**9 816**	**2 563**	**31 659 ***
5208420090	**OTH WOVEN FABRICS, CONT >= 85% OF COTTONOF DIFF COLOUR YARN, WEIGH > 100 G/M**				
65233	JAPAN	22 044	525 246	18 264	533 844
	HONG KONG	892 905	10 657 302	600 725	6 506 181
	KOREA, REPUBLIC OF	76 982	913 019	77 433	461 780
	TAIWAN	70 783	750 898	40 150	505 778
	CHINA	6 049 735	90 028 085	5 495 770	70 795 587
	THAILAND	156 323	1 483 560	10 656	208 713
	SINGAPORE	3 286	62 694	12 186	89 514
	PHILIPPINES	3	45	0	0
	MALAYSIA	158	1 451	787	9 086
	MYANMAR	21 048	188 196	0	0
	CAMBODIA	18 038	120 012	0	0
	VIET NAM	2 542	28 911	925	8 059
	INDIA	27 714	486 639	186 250	2 030 041
	PAKISTAN	629	7 390	1 668	10 772
	BANGLADESH	83	1 512	150	3 393
	SRI LANKA	13	71	0	0
	INDONESIA	14	82	0	0
	TURKEY	36 746	621 118	5 020	67 504
	BAHRAIN	5	52	17	112
	EGYPT	30	1 104	0	0
	SOUTH AFRICA	51	670	0	0
	AUSTRALIA	57	130	145	2 523
	MARSHALL ISLANDS	0	0	86	3 173
	TOKELAU	18	280	0	0
	UNITED STATES	2 736	47 646	8 108	96 099
	CANADA	4	59	4	842
	BRAZIL	73	799	137	1 747
	URUGUAY	7	416	0	0
	COSTA RICA	0	0	51	911
	UNITED KINGDOM	141	3 588	262	10 552
	NETHERLANDS	31	646	0	0
	FRANCE	12	1 140	7	708
	GERMANY, FED. REP. OF	19	844	10	741
	AUSTRIA	0	0	2	121
	BELGIUM	0	0	63	318
	SWITZERLAND	0	0	1	46
	ITALY	1 336	93 065	1 719	108 721
	SPAIN	6	954	25	1 522
	PORTUGAL	65	1 461	14	1 681
	POLAND	0	0	2	409
	ROMANIA	9	478	47	2 944
	UZBEKISTAN	0	0	198	2 524

http://www.bps.go.id

HS / SITC	COMMODITY DESCRIPTION / COUNTRY OF ORIGIN	JANUARY - DECEMBER 2015		JANUARY - DECEMBER 2016	
		NET WEIGHT (KG)	CIF VALUE (US$)	NET WEIGHT (KG)	CIF VALUE (US$)
	CZECH REPUBLIC	28	191	0	0
	SUB TOTAL	**7 383 674**	**106 029 754**	**6 460 882**	**81 465 946 ***
5208430000	**3-THREAD/4-THREAD TWILL, INCLUDING CROSS WEIGHING > 100 G/M,>=85%OF COTTON**				
65233	HONG KONG	2 529	39 533	16 024	233 643
	KOREA, REPUBLIC OF	104 294	1 035 068	67 043	583 635
	TAIWAN	411	4 900	2 372	24 188
	CHINA	517 670	4 304 304	1 074 321	5 665 992
	THAILAND	7 587	12 988	0	0
	INDIA	7	283	4 808	63 216
	TURKEY	146	4 072	99	1 882
	UNITED STATES	0	0	1 373	23 161
	BRAZIL	0	0	16	460
	UNITED KINGDOM	3	170	0	0
	FRANCE	0	0	1 680	48 904
	AUSTRIA	0	0	19	788
	ITALY	8 164	221 912	982	31 631
	SPAIN	0	0	1 927	44 730
	PORTUGAL	98	2 377	0	0
	ROMANIA	0	0	1 425	40 860
	SUB TOTAL	**640 909**	**5 625 607**	**1 172 089**	**6 763 090 ***
5208490000	**OTHER FABRICS OF DIFFERENT COLOR,WEIGHING<200 G/M, >=85%OF COTTON**				
65233	JAPAN	92	2 735	955	14 999
	HONG KONG	788 146	4 311 156	101 491	539 001
	KOREA, REPUBLIC OF	15 163	335 900	44 335	783 038
	TAIWAN	24 548	335 840	15 576	149 055
	CHINA	452 278	5 197 415	617 673	6 134 878
	THAILAND	12 742	101 148	1 350	8 845
	SINGAPORE	353	3 284	44	565
	PHILIPPINES	1	3	37	352
	MALAYSIA	1	58	7	44
	CAMBODIA	256	7 216	0	0
	VIET NAM	151	539	956	8 556
	INDIA	84 065	635 119	7 954	60 251
	PAKISTAN	5 921	36 704	48	118
	SRI LANKA	81	751	0	0
	TURKEY	322	14 805	56	1 863
	BAHRAIN	15	217	47	419
	AUSTRALIA	334	7 801	138	3 331
	UNITED STATES	0	0	100	3 296
	BRAZIL	0	0	37	1 073
	UNITED KINGDOM	19	146	39	1 051
	NETHERLANDS	1	37	29	196
	FRANCE	0	0	1	34
	GERMANY, FED. REP. OF	81	159	1	36
	AUSTRIA	5 500	226 178	2	11
	SWITZERLAND	0	0	3	327
	ITALY	1 839	109 642	126	9 950
	PORTUGAL	51	2 353	56	2 415
	SUB TOTAL	**1 391 960**	**11 329 206**	**791 061**	**7 723 704 ***
5208511000	**PLAIN WEAVE,WEINGHING <=100G/M2PRINTED BY THE TRADITIONAL BATIK PROCESS**				
65234	HONG KONG	64	542	75	1 011
	CHINA	32	489	0	0
	MALAYSIA	51	623	0	0
	UNITED KINGDOM	1	89	0	0
	NETHERLANDS	103	1 320	0	0
	ITALY	6	741	0	0
	SUB TOTAL	**257**	**3 804**	**75**	**1 011 ***
5208519000	**PLAIN WEAVE,WEINGHING <=100G/M3, NOTPRINTED BY THE TRADITIONAL BATIK PROCESS**				
65234	JAPAN	6 880	91 079	8 299	321 184
	HONG KONG	4 515	118 253	5 229	87 990
	KOREA, REPUBLIC OF	6 840	277 655	14 464	443 247
	TAIWAN	477	2 255	5 499	67 374
	CHINA	12 747	127 529	48 613	528 555
	SINGAPORE	0	0	248	870
	MALAYSIA	0	0	93	235

http://www.bps.go.id

HS / SITC	COMMODITY DESCRIPTION / COUNTRY OF ORIGIN	JANUARY - DECEMBER 2015		JANUARY - DECEMBER 2016	
		NET WEIGHT (KG)	CIF VALUE (US$)	NET WEIGHT (KG)	CIF VALUE (US$)
	VIET NAM	0	0	679	10 386
	PAKISTAN	27	1 029	0	0
	UNITED KINGDOM	176	24 407	0	0
	GERMANY, FED. REP. OF	367	13 281	623	22 682
	AUSTRIA	58	2 263	0	0
	ITALY	373	14 216	7	952
	SUB TOTAL	**32 460**	**671 967**	**83 754**	**1 483 475 ***
5208521000	**PLAIN WEAVE,WEINGHING >100G/M2PRINTED BY THE TRADITIONAL BATIK PROCESS**				
65234	HONG KONG	0	0	476	2 818
	KOREA, REPUBLIC OF	0	0	1 511	15 027
	CHINA	147	2 727	448	6 129
	INDIA	0	0	377	4 370
	SUB TOTAL	**147**	**2 727**	**2 812**	**28 344 ***
5208529000	**PLAIN WEAVE,WEINGHING >100G/M3, NOTPRINTED BYTHE TRADITIONAL BATIK PROCES**				
65234	JAPAN	29 866	360 859	5 674	212 075
	HONG KONG	54 939	1 115 439	66 065	1 267 810
	KOREA, REPUBLIC OF	748	18 029	64 147	361 188
	TAIWAN	2 828	57 370	55 107	512 316
	CHINA	346 307	4 089 836	299 453	4 584 233
	THAILAND	40	223	0	0
	SINGAPORE	23	261	2 012	17 604
	MALAYSIA	0	0	2	95
	NEPAL	0	0	42	406
	INDIA	8 888	126 131	10 993	154 786
	TURKEY	0	0	21	1 384
	AUSTRALIA	0	0	47	522
	UNITED STATES	0	0	2	299
	BRAZIL	0	0	124	2 281
	UNITED KINGDOM	16	1 155	216	3 005
	NETHERLANDS	0	0	1	54
	GERMANY, FED. REP. OF	443	13 001	1 914	49 222
	ITALY	207	13 408	404	13 431
	SPAIN	67	2 369	2	65
	PORTUGAL	0	0	167	6 226
	CZECH REPUBLIC	0	0	82	3 990
	SUB TOTAL	**444 372**	**5 798 081**	**506 475**	**7 190 992 ***
5208591000	**OTHER FABRICS; PRINTED BY TRADITIONALBATIK PROCESS,<200 G/M, >=85% COTTON**				
65234	HONG KONG	0	0	40	125
	KOREA, REPUBLIC OF	0	0	5 585	41 265
	CHINA	0	0	193	2 201
	SUB TOTAL	**0**	**0**	**5 818**	**43 591 ***
5208599000	**OTHER FABRICS; NOT PRINTED TRADITIONALBATIK PROCESS,<200 G/M, >=85% COTTON**				
65234	JAPAN	5 064	51 844	830	9 795
	HONG KONG	1 419	21 795	331	7 861
	KOREA, REPUBLIC OF	75	500	1 847	26 132
	TAIWAN	0	0	1 861	45 913
	CHINA	369 884	2 775 359	513 446	3 049 005
	THAILAND	0	0	276	10 458
	SINGAPORE	5 159	29 105	5 805	8 433
	VIET NAM	0	0	19	1
	INDIA	203 616	3 034	1 929	23 865
	TURKEY	0	0	6	152
	UNITED STATES	4	54	30	667
	BRAZIL	0	0	9	246
	UNITED KINGDOM	42	6 452	8	1 069
	ITALY	0	0	349	11 640
	SUB TOTAL	**585 263**	**2 888 143**	**526 746**	**3 195 237 ***
5209110000	**PLAIN WEAVE,UNBLEACHED CONT.>=85% OF COTTON, WEIGHT >200 G/M2**				
65222	JAPAN	10 505	232 929	4 941	212 544
	HONG KONG	47	1 388	102	2 825
	KOREA, REPUBLIC OF	75 314	632 894	139 262	1 266 860
	CHINA	35 134	565 656	30 271	459 779
	THAILAND	692	7 744	0	0

http://www.bps.go.id

HS / SITC	COMMODITY DESCRIPTION / COUNTRY OF ORIGIN	JANUARY - DECEMBER 2015		JANUARY - DECEMBER 2016	
		NET WEIGHT (KG)	CIF VALUE (US$)	NET WEIGHT (KG)	CIF VALUE (US$)
	MALAYSIA	0	0	1	1
	VIET NAM	0	0	17	180
	PAKISTAN	30 771	136 312	0	0
	UNITED STATES	0	0	32	445
	BELGIUM	0	0	75	1 580
	SUB TOTAL	**152 463**	**1 576 923**	**174 701**	**1 944 214 ***
5209120000	**3-THREAD/4-THREAD TWILL,UNBLEACHED,>=85% OF COTTON, WEIGHT > 200G/M2**				
65222	HONG KONG	30 539	330 697	1 651	22 077
	KOREA, REPUBLIC OF	3	56	6	6
	TAIWAN	2 080	54 979	91 765	1 193 345
	CHINA	47 776	374 952	258 877	2 185 681
	PAKISTAN	100	783	9 993	41 010
	INDONESIA	8 244	28 628	0	0
	UNITED STATES	0	0	5	125
	SUB TOTAL	**88 742**	**790 095**	**362 297**	**3 442 244 ***
5209190000	**OTHER FABRICS UNBLEACHED,>=85% COTTON,WEIGHING > 200 G/M2**				
65222	JAPAN	12 701	228 318	3 303	88 679
	HONG KONG	423 389	4 008 032	704 993	6 232 377
	KOREA, REPUBLIC OF	1 626 019	15 923 956	2 079 573	19 688 200
	TAIWAN	25 355	470 881	111 374	2 425 101
	CHINA	2 487 714	18 442 402	2 104 108	15 886 456
	THAILAND	269	13 782	6 067	241 159
	SINGAPORE	0	0	24	123
	CAMBODIA	13	25	250	1 000
	VIET NAM	11 989	89 216	1 634	15 615
	INDIA	2 889	26 459	10 851	96 321
	PAKISTAN	936	6 887	3 427	23 467
	SRI LANKA	12 902	127 739	0	0
	TURKEY	11 790	166 233	1 848	40 239
	AUSTRALIA	67	743	22	491
	UNITED STATES	6	24	6 139	182 827
	UNITED KINGDOM	8	302	4 880	213 872
	NETHERLANDS	0	0	2 091	187 567
	GERMANY, FED. REP. OF	99	2 800	118	2 335
	BELGIUM	71	1 627	0	0
	ITALY	3 246	138 648	3 256	163 769
	SPAIN	0	0	307	6 534
	PORTUGAL	203	10 056	227	12 597
	ROMANIA	0	0	1 327	15 779
	KYRGYZSTAN	0	0	6 535	44 205
	SUB TOTAL	**4 619 666**	**39 658 130**	**5 052 354**	**45 568 713 ***
5209210000	**WOVEN FABRIC BLEACHED ,PLAIN WEAVE >=85%COTTON, WEIGHING > 200 G/M2;**				
65241	HONG KONG	3 225	41 686	5 098	50 494
	TAIWAN	0	0	6 211	77 453
	CHINA	3 812	29 033	1 653	16 191
	SINGAPORE	343	3 378	0	0
	NETHERLANDS	316	3 075	0	0
	CZECH REPUBLIC	98	3 780	1	66
	SUB TOTAL	**7 794**	**80 952**	**12 963**	**144 204 ***
5209220000	**3-THREAD/4-THREAD TWILL,BLEACHED,>=85%WEIGHING>200G/M**				
65241	JAPAN	5 182	98 180	2 460	30 778
	HONG KONG	25 025	301 768	18 949	198 449
	KOREA, REPUBLIC OF	28	760	467	7 021
	TAIWAN	0	0	635	7 843
	CHINA	6 328	66 866	20 595	220 261
	INDIA	2	4	0	0
	PAKISTAN	955	8 960	0	0
	TURKEY	8	101	24	330
	SUB TOTAL	**37 528**	**476 639**	**43 130**	**464 682 ***
5209290000	**OTHER WOVEN FABRIC BLEACHED ,CONT 85%OF COTTON WEIGHT > 200 G/M2**				
65241	JAPAN	110 989	2 279 349	143 421	3 125 985
	HONG KONG	13 679	222 529	452	9 287
	KOREA, REPUBLIC OF	140 695	2 192 807	164 624	2 491 348

http://www.bps.go.id

HS / SITC	COMMODITY DESCRIPTION / COUNTRY OF ORIGIN	JANUARY - DECEMBER 2015		JANUARY - DECEMBER 2016	
		NET WEIGHT (KG)	CIF VALUE (US$)	NET WEIGHT (KG)	CIF VALUE (US$)
	TAIWAN	153 321	951 408	102 605	566 464
	CHINA	337 972	3 911 603	238 766	2 724 343
	THAILAND	351	4 146	771	15 015
	SINGAPORE	4 498	38 589	224	6 198
	MALAYSIA	0	0	1	201
	MYANMAR	1 053	19 200	0	0
	VIET NAM	1 073	16 269	72	1 032
	INDIA	0	0	9 751	24 197
	PAKISTAN	40	162	0	0
	TURKEY	6 317	151 965	10 091	269 348
	UNITED STATES	82	3 233	174	8 389
	CANADA	23	1 762	17	397
	NETHERLANDS	0	0	6	300
	BELGIUM	11	1 320	44	516
	ITALY	240	8 182	1 277	48 635
	SUB TOTAL	**770 344**	**9 802 524**	**672 296**	**9 291 655 ***
5209310000	**WOVEN FABRICS DYED, PLAIN WEAVE,CONT.85%OF COTTON, WEIGHT > 200 G/M2**				
65242	JAPAN	12 819	464 903	11 798	463 055
	HONG KONG	140 519	1 706 907	116 072	1 218 276
	KOREA, REPUBLIC OF	1 281 685	12 527 253	1 900 258	18 633 192
	TAIWAN	95 020	925 022	83 689	934 629
	CHINA	1 203 241	12 107 861	1 149 222	11 221 322
	THAILAND	170	4 274	183	4 739
	SINGAPORE	66	1 036	81	966
	MALAYSIA	0	0	52	283
	VIET NAM	11 109	96 006	6 336	64 420
	INDIA	6 010	69 821	29 034	186 138
	PAKISTAN	0	0	350	5 481
	TURKEY	30	1 000	0	0
	UNITED STATES	1 766	14 531	4	280
	UNITED KINGDOM	4	8	129	4 205
	FRANCE	0	0	16	3 313
	BELGIUM	70	785	126	1 681
	SWITZERLAND	485	1 144	0	0
	ITALY	16	1 560	6 084	95 529
	SPAIN	0	0	12	433
	SUB TOTAL	**2 753 010**	**27 922 111**	**3 303 446**	**32 837 942 ***
5209320000	**3OR4 THREAD ICL CROSS TWILL,DYED,>= 85%,WEIGHT>200G/M**				
65242	JAPAN	10 322	138 670	5 950	83 359
	HONG KONG	479 842	4 871 610	372 788	3 529 764
	KOREA, REPUBLIC OF	690 300	5 864 477	302 395	2 924 703
	TAIWAN	38 629	534 198	117 340	1 072 722
	CHINA	2 704 924	21 720 669	3 321 428	19 641 082
	THAILAND	1 040	18 703	8 836	53 493
	SINGAPORE	6 479	9 089	2 686	3 424
	PHILIPPINES	0	0	400	6 690
	CAMBODIA	31 369	160 701	0	0
	VIET NAM	1 839	5 838	0	0
	INDIA	66 270	493 657	42 230	349 589
	PAKISTAN	0	0	15 232	113 806
	TURKEY	94 751	1 630 317	94 571	1 575 777
	KENYA	0	0	356	7 963
	UNITED STATES	0	0	75	2 281
	UNITED KINGDOM	0	0	892	7 424
	GERMANY, FED. REP. OF	25	554	0	0
	BELGIUM	136	2 748	1	3
	ITALY	2 367	40 109	23	862
	SPAIN	0	0	6 376	81 638
	ROMANIA	0	0	3 072	24 711
	SUB TOTAL	**4 128 293**	**35 491 340**	**4 294 651**	**29 479 291 ***
5209390000	**OTHER WOVEN FABRICS,DYED, CONT.85% OF COTTON,WEIGHT > 200 G/M2**				
65242	JAPAN	2 066	41 217	3 172	77 842
	HONG KONG	1 421 363	10 863 101	2 066 332	15 217 332
	KOREA, REPUBLIC OF	53 723	691 894	150 288	1 560 560
	TAIWAN	264 903	1 816 889	60 820	587 838
	CHINA	3 267 533	26 021 990	2 468 433	17 935 678
	MACAU	55	1 278	4 433	35 284

http://www.bps.go.id

HS / SITC	COMMODITY DESCRIPTION / COUNTRY OF ORIGIN	JANUARY - DECEMBER 2015		JANUARY - DECEMBER 2016	
		NET WEIGHT (KG)	CIF VALUE (US$)	NET WEIGHT (KG)	CIF VALUE (US$)
	THAILAND	3 138	38 016	24 859	113 174
	SINGAPORE	1 670	46 226	9 397	57 893
	MALAYSIA	14 315	38 857	113	744
	VIET NAM	4 303	21 205	6 390	45 262
	INDIA	604 986	4 939 486	360 288	2 865 624
	PAKISTAN	1 147 036	6 720 217	1 215 622	7 624 554
	BANGLADESH	19	303	48	376
	SRI LANKA	80	724	0	0
	KUWAIT	0	0	42	646
	TURKEY	221	3 787	333	5 560
	UNITED ARAB EMIRATES	84	2 871	0	0
	BAHRAIN	3	39	1 521	24 999
	EGYPT	0	0	135	320
	AUSTRALIA	111	1 549	117	3 423
	UNITED STATES	866	19 984	1 386	42 071
	CANADA	14	508	0	0
	HONDURAS	0	0	5	123
	BRAZIL	0	0	10	291
	EL SALVADOR	1	9	0	0
	UNITED KINGDOM	53	6 649	59	1 588
	NETHERLANDS	85	839	0	0
	FRANCE	1	42	18	564
	GERMANY, FED. REP. OF	1 474	51 546	1 234	26 076
	AUSTRIA	0	0	43	1 095
	BELGIUM	242	2 743	47	666
	SWITZERLAND	0	0	9	1 186
	DENMARK	0	0	9	263
	ITALY	6 148	179 187	3 711	78 218
	SPAIN	7	22	239	4 867
	PORTUGAL	0	0	7	134
	ROMANIA	0	0	4	109
	CROATIA	0	0	4	274
	SUB TOTAL	**6 794 500**	**51 511 178**	**6 379 128**	**46 314 634 ***
5209410000	**WOVEN FABRICS OF YARN DIFFERENT COLOURS,PLAIN WEAVE,>=85% COTTON,WEIGHT<200G/M**				
65244	HONG KONG	108 330	921 878	18 525	124 172
	KOREA, REPUBLIC OF	199 468	2 427 573	17 685	195 793
	TAIWAN	380	14 654	0	0
	CHINA	28 142	300 607	6 982	66 995
	THAILAND	44	1 038	0	0
	SINGAPORE	0	0	196	1 218
	VIET NAM	0	0	4 497	60 542
	INDIA	27	607	0	0
	AUSTRALIA	8	180	0	0
	UNITED STATES	101	2 526	0	0
	SUB TOTAL	**336 500**	**3 669 063**	**47 885**	**448 720 ***
5209420000	**WOVEN FABRICS OF YARN DIFFERENT COLOURS,DENIM,>=85% COTTON, WEIGHT>200G/M**				
65243	JAPAN	1 603	38 489	8	211
	HONG KONG	192 771	1 795 072	153 927	1 220 806
	KOREA, REPUBLIC OF	95 382	459 446	6 416	21 574
	TAIWAN	25 309	154 320	4 652	40 458
	CHINA	2 149 787	12 049 738	2 376 027	11 970 166
	THAILAND	17 111	258 259	18 314	265 211
	SINGAPORE	20 465	43 270	718	8 867
	MALAYSIA	28 248	33 050	0	0
	CAMBODIA	0	0	1 343	6 455
	VIET NAM	4	9	40 019	247 584
	INDIA	320 177	1 897 367	233 598	1 235 544
	PAKISTAN	84	715	12 072	89 038
	SRI LANKA	0	0	138	941
	INDONESIA	11 130	73 249	0	0
	TURKEY	94 919	1 018 499	96 554	1 309 270
	BAHRAIN	179 849	1 585 467	129 460	1 149 975
	UNITED STATES	1 729	13 198	1	6
	NETHERLANDS	0	0	19	177
	ITALY	17 561	285 898	1 070	10 202
	SPAIN	0	0	15	378
	SUB TOTAL	**3 156 129**	**19 706 046**	**3 074 351**	**17 576 863 ***

http://www.bps.go.id

HS / SITC	COMMODITY DESCRIPTION / COUNTRY OF ORIGIN	JANUARY - DECEMBER 2015		JANUARY - DECEMBER 2016	
		NET WEIGHT (KG)	CIF VALUE (US$)	NET WEIGHT (KG)	CIF VALUE (US$)
5209430000	**3/4 THREAD TWILL,YARN DIFFERENT COLOURS,PLAIN WEAVE,>=85% CTTN, WGHT>200G/M**				
65244	JAPAN	216	4 805	0	0
	HONG KONG	8 595	164 652	5 343	113 052
	KOREA, REPUBLIC OF	6 436	127 052	118 736	742 587
	CHINA	41 858	556 150	41 247	132 387
	VIET NAM	1	1	0	0
	INDIA	1 103	18 632	264	7 794
	TURKEY	0	0	62	2 184
	BAHRAIN	0	0	26	196
	ITALY	665	22 498	0	0
	SUB TOTAL	**58 874**	**893 790**	**165 678**	**998 200 ***
5209490000	**OTHER WOVEN FABRICS OF YARN DIFFERENTCOLOURS,>=85% CTTN, WGHT>200G/M**				
65244	JAPAN	911	15 500	1 928	63 076
	HONG KONG	25 835	254 512	78 203	574 927
	KOREA, REPUBLIC OF	236 382	2 170 644	36 532	317 215
	TAIWAN	224 420	1 369 113	97 890	484 831
	CHINA	126 422	1 222 711	261 290	2 586 871
	THAILAND	3 874	70 608	0	0
	SINGAPORE	1 563	13 877	2	356
	VIET NAM	20 054	131 043	3 389	21 497
	TURKEY	0	0	290	4 864
	BAHRAIN	0	0	20	142
	UNITED STATES	26	1 543	12	181
	BELGIUM	101	2 844	1	9
	ITALY	1 434	32 091	1 432	38 849
	SPAIN	0	0	72	2 380
	SUB TOTAL	**641 022**	**5 284 486**	**481 061**	**4 095 198 ***
5209519000	**WOVEN FABRICS, PLAIN WEAVE, NOT PRINTEDBY BATIK PROCESS,>=85% CTTN, WGHT>200G/M**				
65245	JAPAN	175	5 014	0	0
	HONG KONG	1 685	25 440	23 127	320 715
	KOREA, REPUBLIC OF	7	131	0	0
	CHINA	17 026	127 533	1 555	16 864
	PAKISTAN	24	475	0	0
	AUSTRALIA	0	0	20	178
	UNITED STATES	19	533	20	526
	UNITED KINGDOM	18	542	21	680
	BELGIUM	137	2 245	0	0
	ITALY	0	0	2	404
	SUB TOTAL	**19 091**	**161 913**	**24 745**	**339 367 ***
5209529000	**3OR4 THREAD TWILL,NOT PRINTED BY BATIKPROCESS,>=85% CTTN, WGHT>200G/M**				
65245	HONG KONG	1 640	28 795	1 530	21 764
	KOREA, REPUBLIC OF	1 059	13 525	0	0
	TAIWAN	16 860	202 953	97	3 090
	CHINA	197 785	1 749 718	62 467	520 392
	UNITED STATES	611	7 768	0	0
	SUB TOTAL	**217 955**	**2 002 759**	**64 094**	**545 246 ***
5209591000	**OTHER WOVEN FABRICS, PRINTED BY BATIKPROCESS,>=85% CTTN, WGHT>200G/M**				
65245	KOREA, REPUBLIC OF	2 733	27 227	215	2 459
	SUB TOTAL	**2 733**	**27 227**	**215**	**2 459 ***
5209599000	**OTHER WOVEN FABRICS, NOT PRINTED BYBATIK PROCESS,>=85% CTTN, WGHT>200G/M**				
65245	HONG KONG	14 505	101 506	17 441	122 644
	KOREA, REPUBLIC OF	5 005	50 384	17 198	31 439
	CHINA	46 527	362 427	3 886	42 958
	SINGAPORE	12 726	52 442	0	0
	INDIA	21	401	12	36
	PAKISTAN	51	646	0	0
	AUSTRALIA	0	0	7	203
	UNITED STATES	22	1 430	46	2 066
	CANADA	0	0	11	289
	UNITED KINGDOM	39	1 086	36	626
	GERMANY, FED. REP. OF	92	3 130	22	753
	SPAIN	0	0	17	774
	SUB TOTAL	**78 988**	**573 452**	**38 676**	**201 788 ***

http://www.bps.go.id

HS / SITC	COMMODITY DESCRIPTION / COUNTRY OF ORIGIN	JANUARY - DECEMBER 2015		JANUARY - DECEMBER 2016	
		NET WEIGHT (KG)	CIF VALUE (US$)	NET WEIGHT (KG)	CIF VALUE (US$)
5210110000	**WOVEN FABRIC,UNBLEACHED; PLAIN WEAVE< 85% COTTON,WEIGHT<200G/M2:**				
65223	JAPAN	7 539	185 881	809	5 855
	HONG KONG	190 837	2 214 779	865 288	5 920 595
	KOREA, REPUBLIC OF	287 365	2 872 865	245 524	2 436 599
	TAIWAN	87 824	1 153 676	129 628	1 093 011
	CHINA	1 101 329	10 956 168	821 589	6 267 111
	THAILAND	20 085	335 368	286	3 289
	SINGAPORE	592 767	9 194 554	619 621	10 213 604
	MALAYSIA	2 565 401	19 098 554	3 467 280	26 950 783
	VIET NAM	44 368	487 645	3 649	24 174
	INDIA	0	0	6 323	20 576
	PAKISTAN	376 398	1 668 275	109 898	380 480
	INDONESIA	656	4 615	0	0
	AUSTRALIA	45	1 365	0	0
	GERMANY, FED. REP. OF	2	25	0	0
	SUB TOTAL	**5 274 616**	**48 173 770**	**6 269 895**	**53 316 077 ***
5210190000	**OTHER WOVEN FABRIC,UNBLEACHED; PLAINWEAVE < 85% COTTON,WEIGHT<200G/M2**				
65223	JAPAN	3 406	53 865	6 702	87 506
	HONG KONG	325 002	2 997 609	609 797	4 966 131
	KOREA, REPUBLIC OF	879 421	8 535 392	1 544 131	15 106 076
	TAIWAN	885 165	6 530 232	1 630 299	14 989 632
	CHINA	1 616 804	15 271 139	2 450 406	20 559 155
	THAILAND	44 035	408 453	156 417	745 295
	SINGAPORE	73	469	0	0
	VIET NAM	994	10 987	126 863	805 674
	INDIA	0	0	39	727
	PAKISTAN	53 706	267 740	106 565	380 233
	TURKEY	0	0	50 601	693 560
	UNITED ARAB EMIRATES	0	0	81	961
	UNITED STATES	0	0	13	384
	BELIZE	0	0	1 052	20 326
	ITALY	0	0	8 653	317 088
	SUB TOTAL	**3 808 606**	**34 075 886**	**6 691 619**	**58 672 748 ***
5210210000	**WOVEN FABRIC,BLEACHED; PLAIN WEAVE< 85% COTTON,WEIGHT<200G/M2:**				
65251	JAPAN	0	0	5 789	114 847
	HONG KONG	0	0	375	7 704
	KOREA, REPUBLIC OF	0	0	1	1
	TAIWAN	0	0	131	1 268
	CHINA	109 773	1 448 228	143 383	1 735 951
	THAILAND	0	0	312	3 395
	MALAYSIA	12 170	138 847	0	0
	INDONESIA	0	0	870	17 024
	SUB TOTAL	**121 943**	**1 587 075**	**150 861**	**1 880 190 ***
5210290000	**OTHER WOVEN FABRIC,BLEACHED; PLAIN WEAVE< 85% COTTON,WEIGHT<200G/M2**				
65251	JAPAN	3	13	441	16 550
	HONG KONG	13 007	141 235	29 890	347 191
	KOREA, REPUBLIC OF	49 615	413 440	16 407	232 211
	TAIWAN	17 948	456 763	21 484	304 381
	CHINA	171 660	1 796 535	176 452	1 616 888
	THAILAND	352	4 636	5 063	53 354
	MALAYSIA	0	0	2 474	34 510
	VIET NAM	916	18 392	12	107
	INDIA	0	0	7 487	84 023
	TURKEY	41	586	301	6 551
	UNITED STATES	2	3	23	348
	GERMANY, FED. REP. OF	413	5 967	0	0
	ITALY	201	10 704	1 032	49 754
	SPAIN	349	10 350	395	9 914
	SUB TOTAL	**254 507**	**2 858 624**	**261 461**	**2 755 782 ***
5210310000	**WOVEN FABRIC,DYED; PLAIN WEAVE< 85% COTTON,WEIGHT<200G/M2:**				
65252	JAPAN	8 728	169 308	5 581	118 656
	HONG KONG	85 617	1 292 123	77 362	1 162 035
	KOREA, REPUBLIC OF	112 472	1 907 229	307 843	1 996 335
	TAIWAN	39 598	702 599	21 026	353 924
	CHINA	782 903	11 138 762	1 295 451	15 852 566

http://www.bps.go.id

HS / SITC	COMMODITY DESCRIPTION / COUNTRY OF ORIGIN	JANUARY - DECEMBER 2015		JANUARY - DECEMBER 2016	
		NET WEIGHT (KG)	CIF VALUE (US$)	NET WEIGHT (KG)	CIF VALUE (US$)
	THAILAND	2 286	22 710	932	13 000
	MALAYSIA	687 863	12 100 615	764 972	13 077 851
	VIET NAM	8 161	78 294	1	2
	INDIA	5 073	75 257	9 389	117 362
	PAKISTAN	71 359	267 475	20 971	87 722
	BANGLADESH	0	0	4	96
	TURKEY	2 327	51 922	2 199	42 251
	UNITED KINGDOM	50	1 103	0	0
	GERMANY, FED. REP. OF	0	0	20	649
	BELGIUM	96	3 015	956	14 771
	SWITZERLAND	0	0	2	27
	ITALY	30	1 989	33	2 102
	SPAIN	0	0	79	3 701
	SUB TOTAL	**1 806 563**	**27 812 401**	**2 506 821**	**32 843 050 ***
5210320000	**WOVEN FABRIC,DYED;3/4-THREAD TWILL INCLCROSS TWILL,< 85% COTTON,WEIGHT<200G/M2**				
65252	HONG KONG	0	0	54	533
	KOREA, REPUBLIC OF	2 500	35 610	4 330	89 146
	TAIWAN	393	11 798	1	1
	CHINA	10 675	68 428	19 242	59 224
	THAILAND	0	0	818	8 901
	INDIA	2 916	31 793	584	6 383
	UNITED KINGDOM	55	1 831	0	0
	SUB TOTAL	**16 539**	**149 460**	**25 029**	**164 188 ***
5210390000	**OTHER WOVEN FABRIC,DYED; < 85% COTTON,WEIGHT<200G/M2:**				
65252	JAPAN	39 518	936 625	42 668	1 158 920
	HONG KONG	8 862	159 467	5 989	98 503
	KOREA, REPUBLIC OF	34 055	1 077 102	45 153	1 261 402
	TAIWAN	7 585	151 732	12 193	237 072
	CHINA	96 498	1 389 473	297 858	3 525 373
	THAILAND	7 388	106 676	8 282	138 881
	SINGAPORE	0	0	5 190	45 946
	MALAYSIA	14 431	161 198	31 304	325 466
	VIET NAM	0	0	529	7 226
	INDIA	590	9 055	1 293	14 148
	BANGLADESH	402	3 601	157	1 619
	TURKEY	3 629	92 217	102	2 329
	EGYPT	13	25	0	0
	UNITED STATES	13	854	0	0
	PERU	0	0	1	1
	UNITED KINGDOM	53 316	442 218	21	710
	BELGIUM	0	0	13	271
	ITALY	1 256	86 977	70	5 295
	SUB TOTAL	**267 556**	**4 617 220**	**450 823**	**6 823 162 ***
5210410010	**STRING WEAVE,OF YARN OF DIFFERENT COLOUR< 85% COTTON,WEIGHT<200G/M2**				
65253	JAPAN	0	0	132	12 232
	HONG KONG	20 037	460 826	18 057	501 559
	KOREA, REPUBLIC OF	2 969	55 819	2 187	31 623
	TAIWAN	2 962	104 205	4 033	138 608
	CHINA	9	70	3 142	59 420
	THAILAND	0	0	220	4 759
	VIET NAM	0	0	448	6 912
	SUB TOTAL	**25 977**	**620 920**	**28 219**	**755 113 ***
5210410090	**WOVEN FABRIC,DIFFERENT COLOUR,NOT STRING WEAVE,< 85% COTTON,WEIGHT<200G/M2**				
65253	JAPAN	2 001	11 094	0	0
	HONG KONG	64 536	932 222	54 756	729 194
	KOREA, REPUBLIC OF	6 482	161 415	2 827	78 108
	TAIWAN	24 493	444 425	31 179	429 726
	CHINA	498 961	6 140 021	469 594	6 063 745
	THAILAND	23 775	194 754	23 235	276 024
	MALAYSIA	236	3 670	0	0
	INDIA	14 357	169 139	48 743	479 565
	PAKISTAN	5	156	0	0
	UNITED STATES	1	2	0	0
	BRAZIL	0	0	12	379

http://www.bps.go.id

HS / SITC	COMMODITY DESCRIPTION / COUNTRY OF ORIGIN	JANUARY - DECEMBER 2015		JANUARY - DECEMBER 2016	
		NET WEIGHT (KG)	CIF VALUE (US$)	NET WEIGHT (KG)	CIF VALUE (US$)
	ITALY	46	3 029	29	2 171
	SUB TOTAL	**634 893**	**8 059 927**	**630 375**	**8 058 912 ***
5210490000	**OTHER WOVEN FABRIC,DIFFERENT COLOUR,PLAIN WEAVE,< 85% COTTON,WEIGHT<200G/M2**				
65253	JAPAN	5 567	81 079	2 246	34 646
	HONG KONG	0	0	214	1 233
	KOREA, REPUBLIC OF	1 783	12 694	35 349	60 508
	TAIWAN	553	8 923	20	136
	CHINA	97 271	851 874	351 978	1 487 249
	THAILAND	8 212	106 924	30 525	336 090
	SINGAPORE	0	0	445	3 155
	VIET NAM	0	0	1 071	15 973
	INDIA	7 104	82 198	3 644	37 458
	UNITED STATES	2	4	99	2 408
	SUB TOTAL	**120 492**	**1 143 696**	**425 591**	**1 978 856 ***
5210519000	**WOVEN FABRIC,PLAIN WEAVE, NOT PRINTED BYBATIK PROCESS,< 85% COTTON,WEIGHT<200G/M**				
65254	HONG KONG	1 504	25 316	2 063	42 996
	KOREA, REPUBLIC OF	6 786	100 588	0	0
	CHINA	33 726	564 136	38 621	523 743
	THAILAND	0	0	4 389	38 973
	SINGAPORE	0	0	54	667
	MALAYSIA	39 837	416 174	29 474	309 678
	SUB TOTAL	**81 853**	**1 106 214**	**74 601**	**916 057 ***
5210599000	**OTHER WOVEN FABRIC,NOT PRINTED BY BATIKPROCESS,< 85% COTTON,WEIGHT<200G/M**				
65254	JAPAN	139	1 976	19	639
	HONG KONG	348 625	2 382 430	433 102	2 814 178
	KOREA, REPUBLIC OF	231 606	1 886 790	199 593	1 729 026
	TAIWAN	100	571	632	6 688
	CHINA	701 896	4 687 251	100 471	928 806
	MALAYSIA	0	0	26	483
	VIET NAM	35 090	230 275	527	7 335
	UNITED ARAB EMIRATES	86	1 774	0	0
	UNITED STATES	0	0	30	1 280
	UNITED KINGDOM	0	0	205	4 501
	ITALY	28	923	0	0
	SUB TOTAL	**1 317 570**	**9 191 990**	**734 605**	**5 492 936 ***
5211110000	**WOVEN FABRIC,UNBLEACHED;PLAIN WEAVE,< 85% COTTON,WEIGHT>200G/M2**				
65224	HONG KONG	2 625	32 946	0	0
	KOREA, REPUBLIC OF	31 766	378 270	14 694	171 553
	TAIWAN	1 322	41 475	0	0
	CHINA	25 407	341 884	5 357	59 902
	SINGAPORE	55	1 159	0	0
	INDIA	82	1 316	0	0
	SUB TOTAL	**61 257**	**797 050**	**20 051**	**231 455 ***
5211120000	**WOVEN FABRIC,3/4 THREAD TWILL,UNBLEACHED,<85% CTTN, WEIGHT>200G/M2**				
65224	CHINA	472	4 590	3 207	23 506
	MALAYSIA	0	0	4 928	19 888
	PAKISTAN	45 148	165 662	0	0
	SUB TOTAL	**45 620**	**170 252**	**8 135**	**43 394 ***
5211190000	**OTHER WOVEN FABRIC,UNBLEACHED,< 85% COTTON,WEIGHT>200G/M2**				
65224	JAPAN	10 944	219 135	13 398	313 499
	HONG KONG	188 254	1 621 850	91 749	683 820
	KOREA, REPUBLIC OF	453 464	4 450 756	137 738	1 355 425
	TAIWAN	19 969	282 481	46 269	305 936
	CHINA	898 901	6 387 351	162 030	2 027 785
	SINGAPORE	2 385	5 076	6 680	136 635
	MALAYSIA	0	0	8 250	33 300
	CAMBODIA	0	0	7 751	40 230
	VIET NAM	20 975	176 397	6 160	43 332
	PAKISTAN	18 884	62 438	0	0
	AUSTRALIA	0	0	155	4 571
	UNITED KINGDOM	140	10 394	0	0

http://www.bps.go.id

HS / SITC	COMMODITY DESCRIPTION / COUNTRY OF ORIGIN	JANUARY - DECEMBER 2015		JANUARY - DECEMBER 2016	
		NET WEIGHT (KG)	CIF VALUE (US$)	NET WEIGHT (KG)	CIF VALUE (US$)
	FRANCE	7 583	105 971	0	0
	GERMANY, FED. REP. OF	6	74	107	5 016
	SUB TOTAL	**1 621 505**	**13 321 923**	**480 287**	**4 949 549 ***
5211200000	**WOVEN FABRIC,BLEACHED;,< 85% COTTON,WEIGHT>200G/M2**				
65261	KOREA, REPUBLIC OF	410	2 703	0	0
	CHINA	6 208	56 939	7 678	83 021
	PAKISTAN	0	0	28 251	137 351
	UNITED KINGDOM	2	470	2	144
	SUB TOTAL	**6 620**	**60 112**	**35 931**	**220 516 ***
5211310000	**WOVEN FABRIC,DYED;PLAIN WEAVE,< 85% OFCOTTON,WEIGHT>200G/M2**				
65262	JAPAN	5	78	30	2 484
	HONG KONG	38 319	526 800	168 147	2 019 154
	KOREA, REPUBLIC OF	393 612	5 249 049	344 442	5 191 400
	TAIWAN	120 751	889 117	168 770	1 075 727
	CHINA	430 262	4 218 113	1 280 497	8 434 937
	VIET NAM	2 136	12 223	0	0
	TURKEY	0	0	7 672	141 228
	UNITED STATES	4 304	53 338	0	0
	GERMANY, FED. REP. OF	54	583	6	528
	BELGIUM	1 332	25 489	2 686	58 729
	ITALY	0	0	34	621
	CZECH REPUBLIC	0	0	39	2 068
	SUB TOTAL	**990 775**	**10 974 790**	**1 972 323**	**16 926 876 ***
5211320000	**WOVEN FABRIC,3/4 THREAD TWILL,DYED,< 85%OF COTTON,WEIGHT>200G/M2**				
65262	JAPAN	17 454	301 109	12 221	247 433
	HONG KONG	8 002	124 025	26 105	381 294
	KOREA, REPUBLIC OF	940	22 622	82	2 196
	TAIWAN	683	15 154	21 562	215 835
	CHINA	273 799	1 987 411	643 821	3 917 799
	THAILAND	0	0	3 811	37 201
	SINGAPORE	0	0	2 299	3 280
	MALAYSIA	8 312	84 858	7 765	80 017
	UNITED STATES	2	20	4	91
	CANADA	1	26	0	0
	ITALY	0	0	2	72
	SUB TOTAL	**309 193**	**2 535 225**	**717 672**	**4 885 218 ***
5211390000	**OTHER WOVEN FABRIC,DYED;< 85% OF COTTON,WEIGHT>200G/M2**				
65262	JAPAN	25 007	244 721	14 387	154 418
	HONG KONG	282 156	1 665 510	260 221	1 804 055
	KOREA, REPUBLIC OF	484 453	4 251 596	576 344	4 803 325
	TAIWAN	5 013	54 995	68 862	674 035
	CHINA	1 008 694	7 791 758	2 729 856	16 224 599
	SINGAPORE	1 116	10 189	4 037	23 616
	VIET NAM	40 028	273 908	75 312	448 027
	INDIA	10 866	92 213	10	149
	PAKISTAN	1 502	9 166	4 309	23 481
	TURKEY	0	0	207	3 436
	UNITED STATES	50	382	2	30
	UNITED KINGDOM	0	0	97	3 510
	NETHERLANDS	0	0	12	387
	FRANCE	13	1 073	0	0
	BELGIUM	274	3 015	215	2 750
	SWEDEN	4	11	0	0
	ITALY	11 407	81 720	0	0
	SPAIN	0	0	7	368
	SUB TOTAL	**1 870 583**	**14 480 257**	**3 733 878**	**24 166 186 ***
5211410010	**STRING WEAVE,OF YARN OF DIFFERENT COLOUR< 85% COTTON,WEIGHT>200G/M2**				
65264	HONG KONG	0	0	72	2 663
	KOREA, REPUBLIC OF	2 468	25 284	573	5 945
	CHINA	65	1 451	67	1 493
	SINGAPORE	0	0	17	196
	SUB TOTAL	**2 533**	**26 735**	**729**	**10 297 ***

http://www.bps.go.id

HS / SITC	COMMODITY DESCRIPTION / COUNTRY OF ORIGIN	JANUARY - DECEMBER 2015		JANUARY - DECEMBER 2016	
		NET WEIGHT (KG)	CIF VALUE (US$)	NET WEIGHT (KG)	CIF VALUE (US$)
5211410090	**WOVEN FABRIC,DIFFERENT COLOUR,NOT STRING WEAVE,< 85% COTTON,WEIGHT>200G/M2**				
65264	HONG KONG	0	0	6 742	108 458
	KOREA, REPUBLIC OF	1	756	0	0
	TAIWAN	0	0	2 051	37 605
	CHINA	185 239	1 116 573	318 491	1 361 084
	THAILAND	48	1 137	0	0
	VIET NAM	0	0	180	9
	INDIA	0	0	8 764	18 233
	UNITED STATES	0	0	9	1 905
	UNITED KINGDOM	0	0	6 372	49 324
	SUB TOTAL	**185 288**	**1 118 466**	**342 609**	**1 576 618 ***
5211420000	**WOVEN FABRIC,DIFFERENT COLOUR,DENIM,< 85% COTTON,WEIGHT>200G/M2**				
65263	JAPAN	2	1	84	1 892
	HONG KONG	18 282	191 895	14 253	205 740
	KOREA, REPUBLIC OF	0	0	19	47
	TAIWAN	3 341	36 081	9 786	101 185
	CHINA	1 031 567	6 087 104	2 496 169	8 852 954
	THAILAND	2 815	27 803	2 223	21 923
	VIET NAM	5	6	10	76
	INDIA	9 401	90 079	55 980	370 165
	PAKISTAN	187	606	6 212	44 812
	TURKEY	158 720	1 689 726	187 320	1 938 022
	BAHRAIN	855	6 869	412	4 976
	UNITED STATES	1	7	0	0
	ROMANIA	2 034	21 682	0	0
	SUB TOTAL	**1 227 210**	**8 151 859**	**2 772 468**	**11 541 792 ***
5211430000	**OTH FABRICS OF 3-THREAD/4-THRD,<85%OF CO,WEIGHT>200G/M2**				
65264	HONG KONG	135	7 396	0	0
	KOREA, REPUBLIC OF	15	166	0	0
	CHINA	44	274	15 502	194 068
	ITALY	0	0	2	43
	SUB TOTAL	**194**	**7 836**	**15 504**	**194 111 ***
5211490000	**OTH FABRICS OF DIFFERENT COLOURS< 85% COTTON,WEIGHT>200G/M2**				
65264	TAIWAN	25 039	151 733	34 936	197 178
	CHINA	13 471	73 278	26 672	82 782
	THAILAND	102	4 633	0	0
	SINGAPORE	32 524	81 300	13 357	31 251
	MALAYSIA	24	75	0	0
	INDIA	0	0	31	149
	UNITED STATES	37	81	380	4 102
	UNITED KINGDOM	55	5 889	138	13 805
	FRANCE	0	0	50	4 151
	GERMANY, FED. REP. OF	13	3 327	21	3 140
	BELGIUM	71	783	178	1 801
	ITALY	158	28 098	215	14 415
	SUB TOTAL	**71 494**	**349 197**	**75 978**	**352 774 ***
5211519000	**WOVEN FABRIC,PLAIN WEAVE,NOT PRINTED BYBATIK PROCS,< 85% COTTON,WEIGHT>200G/M3**				
65265	HONG KONG	0	0	9 374	164 351
	CHINA	0	0	33	515
	SPAIN	0	0	187	5 442
	SUB TOTAL	**0**	**0**	**9 594**	**170 308 ***
5211529000	**3-THRE/4-THREAD TWILL, NOT PRINTED BYBATIK< 85% COTTON,WEIGHT>200G/M3**				
65265	CHINA	3 567	39 054	1 070	5 876
	ROMANIA	40	1 075	0	0
	SUB TOTAL	**3 607**	**40 129**	**1 070**	**5 876 ***
5211599000	**OTHER WOVEN FABRIC,NOT PRINTED BY BATIK< 85% COTTON,WEIGHT>200G/M3**				
65265	JAPAN	0	0	2 106	102 718
	HONG KONG	1 144	21 612	1 326	13 970
	KOREA, REPUBLIC OF	2 110	27 669	5 681	71 699
	TAIWAN	12 521	144 910	3 078	32 451
	CHINA	16 942	217 948	27 561	318 984

http://www.bps.go.id

HS / SITC	COMMODITY DESCRIPTION / COUNTRY OF ORIGIN	JANUARY - DECEMBER 2015		JANUARY - DECEMBER 2016	
		NET WEIGHT (KG)	CIF VALUE (US$)	NET WEIGHT (KG)	CIF VALUE (US$)
	SINGAPORE	0	0	46	628
	VIET NAM	0	0	82	2 726
	INDIA	0	0	12	186
	UNITED STATES	291	4 336	3	8
	UNITED KINGDOM	60	4 483	688	12 114
	NETHERLANDS	0	0	10	147
	FRANCE	0	0	3	148
	ITALY	54	1 134	0	0
	SUB TOTAL	**33 122**	**422 092**	**40 596**	**555 779 ***
5212110000	**OTH WOVENFABRIC OFCOTTON WEIGHT<=200G/M2UNBLEACHED**				
65225	JAPAN	849	24 291	3	30
	HONG KONG	90 905	1 499 806	29 846	544 854
	KOREA, REPUBLIC OF	15 782	33 427	20 655	20 209
	TAIWAN	26 346	560 924	4 605	82 200
	CHINA	626 097	9 705 878	404 639	5 566 863
	THAILAND	5	43	38	74
	SINGAPORE	1 543	7 203	0	0
	CAMBODIA	19	154	0	0
	VIET NAM	58	479	27	161
	INDIA	1 440	21 156	1 822	20 369
	BANGLADESH	0	0	5	18
	TANZANIA, UNITED REP. OF	0	0	1	5
	UNITED STATES	5	37	75	571
	UNITED KINGDOM	0	0	15	460
	FRANCE	37	574	27	124
	GERMANY, FED. REP. OF	6	88	8	67
	ITALY	0	0	3	235
	SUB TOTAL	**763 092**	**11 854 060**	**461 769**	**6 236 240 ***
5212120000	**OTH WOVENFABRIC OFCOTTON WEIGHT<=200G/M2BLEACHED**				
65291	JAPAN	0	0	4	193
	HONG KONG	544	2 889	17 183	141 481
	KOREA, REPUBLIC OF	4	92	0	0
	TAIWAN	0	0	71	742
	CHINA	1 901	22 385	14 479	133 077
	THAILAND	10	1 104	0	0
	SINGAPORE	7 706	23 497	8 821	27 418
	VIET NAM	0	0	135	673
	INDIA	0	0	24	21
	BELGIUM	0	0	17	1 460
	SUB TOTAL	**10 165**	**49 967**	**40 734**	**305 065 ***
5212130000	**OTH WOVENFABRIC OFCOTTON WEIGHT<=200G/M2DYED**				
65292	JAPAN	5 670	154 602	6 061	232 724
	HONG KONG	11 194	115 522	28 991	315 674
	KOREA, REPUBLIC OF	52 791	177 081	6 783	42 770
	CHINA	109 370	1 183 022	55 848	427 581
	THAILAND	0	0	27 935	202 945
	SINGAPORE	13 664	20 090	12 731	17 887
	INDIA	0	0	3	16
	UNITED STATES	2	9	4	18
	ITALY	6	401	0	0
	SUB TOTAL	**192 697**	**1 650 727**	**138 356**	**1 239 615 ***
5212140000	**OTH WOVENFABRIC OFCOTTON WEIGHT<=200G/M2OF YARNS OF DIFFERRENT COLOURS**				
65293	JAPAN	328	10 594	0	0
	HONG KONG	279 881	1 953 920	72 461	502 667
	KOREA, REPUBLIC OF	184 288	1 987 718	107 031	1 195 091
	TAIWAN	43 716	348 986	0	0
	CHINA	1 064 457	8 182 684	302 024	2 458 582
	THAILAND	643	14 970	0	0
	SINGAPORE	101 728	864 717	10 384	94 860
	MALAYSIA	45 628	174 601	0	0
	INDIA	77	1 551	60	1 080
	TURKEY	1 883	21 645	0	0
	UNITED STATES	1	1	0	0
	UNITED KINGDOM	1	261	0	0
	FRANCE	29	864	0	0

http://www.bps.go.id

HS / SITC	COMMODITY DESCRIPTION / COUNTRY OF ORIGIN	JANUARY - DECEMBER 2015		JANUARY - DECEMBER 2016	
		NET WEIGHT (KG)	CIF VALUE (US$)	NET WEIGHT (KG)	CIF VALUE (US$)
	AUSTRIA	15	863	0	0
	ITALY	303	13 213	11	1 164
	SPAIN	3 872	67 458	0	0
	SUB TOTAL	**1 726 850**	**13 644 046**	**491 971**	**4 253 444** *
5212151000	**OTH WOVENFABRIC OFCOTTON WEIGHT<=200G/M2PRINTED BY THE TRADITIONAL BATIK PROCESS**				
65294	SINGAPORE	83	623	0	0
	SUB TOTAL	**83**	**623**	**0**	**0** *
5212159000	**OTH WOVENFABRIC OFCOTTON WEIGHT<=200G/M2NOT PRINTED BY TRADITIONAL BATIK PROCESS**				
65294	JAPAN	44	377	0	0
	HONG KONG	12 441	114 728	2 149	19 813
	KOREA, REPUBLIC OF	12 766	72 321	14 496	92 779
	TAIWAN	605	6 063	1 195	8 320
	CHINA	2 443	18 961	7 222	45 758
	SINGAPORE	8 479	98 800	176	804
	CAMBODIA	41	82	0	0
	VIET NAM	0	0	10	105
	INDIA	0	0	14 832	78 287
	PAKISTAN	0	0	105 975	422 338
	UNITED KINGDOM	49	1 654	0	0
	SUB TOTAL	**36 868**	**312 986**	**146 055**	**668 204** *
5212210000	**OTH WOVENFABRIC OFCOTTON WEIGHT>200G/M2UNBLEACHED**				
65226	JAPAN	4 917	72 627	4 684	184 237
	HONG KONG	2 306 095	19 650 791	1 271 032	12 323 680
	KOREA, REPUBLIC OF	459 719	4 848 661	465 282	4 734 306
	TAIWAN	1 241 371	12 291 746	1 116 682	13 097 726
	CHINA	1 363 412	13 759 413	769 439	9 201 382
	THAILAND	217 453	1 811 561	357 933	3 183 976
	SINGAPORE	580	8 493	3 737	42 639
	PHILIPPINES	79	1 315	0	0
	MALAYSIA	463	3 779	255	1 682
	CAMBODIA	144	658	7 031	38 505
	NEPAL	56	743	30	387
	VIET NAM	244 516	1 703 291	97 859	981 277
	INDIA	10 174	111 981	22 054	335 566
	PAKISTAN	917	4 411	1 303	5 465
	BANGLADESH	529	9 170	88	1 109
	SRI LANKA	7	42	19	128
	INDONESIA	1	1	0	0
	JORDAN	2	9	90	1 269
	TURKEY	879	14 455	141	2 647
	UNITED ARAB EMIRATES	297	3 114	255	3 594
	BAHRAIN	0	0	13	155
	EGYPT	0	0	5	302
	CAMEROON	1	8	1 155	13 700
	SENEGAL	40	172	0	0
	AUSTRALIA	179	2 346	200	2 905
	FIJI	29	532	123	865
	UNITED STATES	2 223	33 789	564	10 709
	CANADA	0	0	1	271
	MEXICO	1	10	7	202
	GUATEMALA	0	0	2	25
	HONDURAS	0	0	1	30
	ANGUILLA	155 120	1 198 283	8 014	66 760
	CAPE VERDE	2 494	19 733	0	0
	UNITED KINGDOM	41 360	322 749	294	6 607
	FRANCE	61	1 805	2	657
	GERMANY, FED. REP. OF	0	0	15	150
	AUSTRIA	14	1 012	18	1 312
	BELGIUM	371	6 436	356	7 441
	SWITZERLAND	13	68	0	0
	ITALY	255	7 043	186	9 410
	SPAIN	5	187	16	890
	PORTUGAL	12	601	2	210
	POLAND	2	793	1	18
	ROMANIA	0	0	419	3 810
	KYRGYZSTAN	37	691	0	0

http://www.bps.go.id

HS / SITC	COMMODITY DESCRIPTION / COUNTRY OF ORIGIN	JANUARY - DECEMBER 2015		JANUARY - DECEMBER 2016	
		NET WEIGHT (KG)	CIF VALUE (US$)	NET WEIGHT (KG)	CIF VALUE (US$)
	UZBEKISTAN	103	2 216	111	1 794
	SUB TOTAL	**6 053 931**	**55 894 735**	**4 129 419**	**44 267 798 ***
5212220000	**OTH WOVENFABRIC OFCOTTON WEIGHT>200G/M2BLEACHED**				
65295	JAPAN	0	0	230	10 594
	HONG KONG	9 610	105 696	883	7 300
	KOREA, REPUBLIC OF	0	0	61	412
	CHINA	23 290	250 102	23 718	275 209
	THAILAND	0	0	66	554
	INDIA	1 542	8 732	3 084	17 464
	TURKEY	164	5 586	249	7 568
	UNITED STATES	0	0	1	1
	UNITED KINGDOM	0	0	30	428
	FRANCE	185	3 364	0	0
	ITALY	1 513	73 839	2 918	110 712
	SUB TOTAL	**36 304**	**447 319**	**31 240**	**430 242 ***
5212230000	**OTH WOVENFABRIC OFCOTTON WEIGHT>200G/M2DYED**				
65296	JAPAN	0	0	630	8 475
	KOREA, REPUBLIC OF	1 003	16 471	557	9 653
	CHINA	123	2 227	135	2 548
	UNITED STATES	0	0	1	3
	UNITED KINGDOM	70	1 128	39	1 629
	BELGIUM	0	0	116	3 631
	ITALY	1 619	56 881	35	1 066
	SUB TOTAL	**2 815**	**76 707**	**1 513**	**27 005 ***
5212240000	**OTH WOVENFABRIC OFCOTTON WEIGHT>200G/M2OF YARNS OF DIFFERRENT COLOURS**				
65297	HONG KONG	147 000	1 084 326	95 726	672 272
	TAIWAN	186 711	1 565 386	106 271	846 238
	CHINA	367 638	2 722 986	301 453	1 916 890
	SINGAPORE	141 702	1 258 861	198 824	1 736 143
	INDIA	76	3 088	4	150
	UNITED STATES	18	579	8	299
	BELGIUM	0	0	11	1 431
	ITALY	21	4 518	1 894	96 522
	SUB TOTAL	**843 166**	**6 639 744**	**704 191**	**5 269 945 ***
5212251000	**OTH WOVENFABRIC OFCOTTON WEIGHT>200G/M2PRINTED BY THE TRADITIONAL BATIK PROCESS**				
65298	UNITED STATES	34	1 359	0	0
	SUB TOTAL	**34**	**1 359**	**0**	**0 ***
5212259000	**OTH WOVENFABRIC OFCOTTON WEIGHT>200G/M2NOT PRINTED BY TRADITIONAL BATIK PROCESS**				
65298	JAPAN	38 013	324 334	2 623	34 122
	HONG KONG	70	769	5	94
	KOREA, REPUBLIC OF	377	3 549	31	245
	TAIWAN	27	157	37	6 849
	CHINA	101	2 334	475	7 618
	THAILAND	54	1 108	26	340
	SINGAPORE	2 460	8 450	123	828
	VIET NAM	47	445	217	2 488
	INDIA	240	4 321	239	4 945
	AUSTRALIA	44	710	0	0
	UNITED STATES	90	3 851	62	1 256
	PERU	0	0	34	546
	UNITED KINGDOM	0	0	5	473
	FRANCE	0	0	62	1 180
	ITALY	135	6 185	0	0
	SUB TOTAL	**41 658**	**356 213**	**3 939**	**60 984 ***
5301100000	**FLAX, RAW/RETTED**				
26511	UNITED STATES	0	0	1	191
	CANADA	21 200	16 430	0	0
	FRANCE	1 284	7 704	0	0
	BELGIUM	1 250	7 313	1 233	7 213
	SUB TOTAL	**23 734**	**31 447**	**1 234**	**7 404 ***

http://www.bps.go.id

HS / SITC	COMMODITY DESCRIPTION / COUNTRY OF ORIGIN	JANUARY - DECEMBER 2015		JANUARY - DECEMBER 2016	
		NET WEIGHT (KG)	CIF VALUE (US$)	NET WEIGHT (KG)	CIF VALUE (US$)
5301290000	**FLAX, BROKEN, SCUTCHED, HECKLED/OTHWISEPROCESS, BUT NOTSPUN,NOT BROKEN/SCUTCHED**				
26512	JAPAN	68 544	397 555	39 507	229 140
	KOREA, REPUBLIC OF	0	0	39	28
	TAIWAN	14 996	58 484	0	0
	CHINA	7 443	43 166	0	0
	BELGIUM	20 020	46 640	58 409	179 840
	SUB TOTAL	**111 003**	**545 845**	**97 955**	**409 008 ***
5303100000	**JUTE & OTH TEXTILE BAST FIBRES, RAW/RETTED**				
26410	CHINA	206 720	210 854	0	0
	MYANMAR	400 000	434 000	120 000	130 200
	VIET NAM	950 400	1 168 896	456 000	558 240
	BANGLADESH	41 421	68 029	250 470	272 011
	SUB TOTAL	**1 598 541**	**1 881 779**	**826 470**	**960 451 ***
5303900000	**JUTE & OTH TEXTILE BAST FIBRES,NOT RAW/RETTED**				
26490	CHINA	51 680	52 173	0	0
	SUB TOTAL	**51 680**	**52 173**	**0**	**0 ***
5305001000	**SISAL & OTH TEXTILE FIBRES OF THE GENUSAGEVE;TOW & WASTE OF THESE FIBRAS**				
26580	CHINA	6 000	27 000	957	10 559
	MALAYSIA	9 435	24 042	0	0
	TANZANIA, UNITED REP. OF	28 000	60 760	0	0
	MADAGASCAR	129 530	279 772	25 875	57 960
	KENYA	419 999	812 840	196 000	429 100
	MOZAMBIQUE	25 750	55 878	0	0
	BRAZIL	1 841 650	3 044 681	1 305 150	1 836 939
	SUB TOTAL	**2 460 364**	**4 304 973**	**1 527 982**	**2 334 558 ***
5305002011	**TEXTILE FIBRES OF COCONUT (COIR), RAW**				
26580	INDIA	24 800	19 444	37 297	22 982
	SUB TOTAL	**24 800**	**19 444**	**37 297**	**22 982 ***
5305002019	**TEXTILE FIBRES OF COCONUT (COIR), OTHER**				
26580	JAPAN	0	0	9	321
	PHILIPPINES	96	2 112	0	0
	SUB TOTAL	**96**	**2 112**	**9**	**321 ***
5305002021	**TEXTILE FIBRES OF ABACA; RAW**				
26580	CHINA	0	0	4 000	18 092
	PHILIPPINES	33 999	10 588	28 844	10 754
	INDIA	0	0	8 000	6 400
	ECUADOR	33 765	11 865	45 000	15 928
	SUB TOTAL	**67 764**	**22 453**	**85 844**	**51 174 ***
5305002029	**TEXTILE FIBRES OF ABACA; OTHER RAW**				
26580	INDIA	0	0	3 000	2 250
	SUB TOTAL	**0**	**0**	**3 000**	**2 250 ***
5305009010	**TEXTILE FIBRES; OF RAMIE FIBRES**				
26580	HONG KONG	0	0	1 397	30 392
	SUB TOTAL	**0**	**0**	**1 397**	**30 392 ***
5305009090	**TEXTILE FIBRES; OTHER OF RAMIE**				
26580	CHINA	100	711	0	0
	INDIA	0	0	28	274
	SUB TOTAL	**100**	**711**	**28**	**274 ***
5306100000	**SINGLE FLAX YARNFLAX YARN**				
65196	KOREA, REPUBLIC OF	158	839	0	0
	TAIWAN	0	0	290	1 160
	CHINA	46 529	533 080	42 160	382 700

http://www.bps.go.id

HS / SITC	COMMODITY DESCRIPTION / COUNTRY OF ORIGIN	JANUARY - DECEMBER 2015		JANUARY - DECEMBER 2016	
		NET WEIGHT (KG)	CIF VALUE (US$)	NET WEIGHT (KG)	CIF VALUE (US$)
	INDIA	175	2 671	122	906
	SUB TOTAL	**46 862**	**536 590**	**42 572**	**384 766 ***
5306200000	**MULTIPLE (FOLDED)/CABLED FLAX YARN**				
65196	JAPAN	0	0	470	16 772
	HONG KONG	0	0	9	110
	KOREA, REPUBLIC OF	113	1 156	126	483
	CHINA	1 906	41 648	3 049	80 917
	ITALY	0	0	14	366
	SUB TOTAL	**2 019**	**42 804**	**3 668**	**98 648 ***
5307100000	**SINGLE YARN OF JUTE/OF OTH TEXTILE BASTOF HEADING 53.03.**				
65197	JAPAN	55	9 276	0	0
	HONG KONG	675	24 976	2 806	148 127
	KOREA, REPUBLIC OF	2 054	42 691	381	6 838
	CHINA	707	7 778	1 303	8 644
	INDIA	0	0	7	181
	BANGLADESH	446 396	395 254	324 000	300 099
	GERMANY, FED. REP. OF	0	0	26 000	26 910
	SUB TOTAL	**449 887**	**479 975**	**354 497**	**490 799 ***
5307200000	**MULTIPLE (FOLDED)/CABLED OF JUTE/ OTHFIBRES BAST FIBRES OF HEADING 53.03.**				
65197	HONG KONG	3	164	11	355
	CHINA	246	2 381	16 383	33 158
	MALAYSIA	22	111	0	0
	INDIA	5 744 404	5 263 193	1 374 346	1 292 870
	BANGLADESH	15 059 743	13 686 558	18 358 748	18 746 327
	TURKEY	191 544	503 714	0	0
	AUSTRALIA	0	0	17	873
	BELGIUM	52 000	52 520	0	0
	SUB TOTAL	**21 047 962**	**19 508 641**	**19 749 505**	**20 073 583 ***
5308100000	**COIR YARN**				
65199	JAPAN	384	22 057	20	1 147
	HONG KONG	1 686	25 180	2	173
	KOREA, REPUBLIC OF	13	347	0	0
	CHINA	4	53	2	8
	SRI LANKA	160 150	108 394	0	0
	SUB TOTAL	**162 237**	**156 031**	**24**	**1 328 ***
5308200000	**TRUE HEMP YARN**				
65199	JAPAN	10	10	0	0
	SPAIN	0	0	10	222
	SUB TOTAL	**10**	**10**	**10**	**222 ***
5308901000	**PAPER YARN**				
65199	JAPAN	45	3 978	57	4 289
	CHINA	868	263	5 434	19 862
	ITALY	0	0	558	11 178
	SUB TOTAL	**913**	**4 241**	**6 049**	**35 329 ***
5308909000	**OTHER YARN OF OTHER VEGETABLE TEXTILE FI**				
65199	HONG KONG	72	1 464	10	247
	KOREA, REPUBLIC OF	625	4 904	197	2 076
	CHINA	8 542	310 686	1 094	17 601
	PHILIPPINES	823	16 029	984	22 150
	INDIA	945	125 130	3 200	307 200
	UNITED STATES	0	0	61	1 199
	GERMANY, FED. REP. OF	311	9 514	268	2 033
	HUNGARY	538	4 807	1 986	13 283
	ROMANIA	0	0	253	2 947
	SUB TOTAL	**11 856**	**472 534**	**8 053**	**368 736 ***
5309119000	**WOVEN FABRICS OF FLAX CONT>=85%BY WEIGHTUNBLEACHED OR NOT;NOT PRINTED BATIK PRCS**				
65441	HONG KONG	3 629	98 544	0	0

http://www.bps.go.id

HS / SITC	COMMODITY DESCRIPTION / COUNTRY OF ORIGIN	JANUARY - DECEMBER 2015		JANUARY - DECEMBER 2016	
		NET WEIGHT (KG)	CIF VALUE (US$)	NET WEIGHT (KG)	CIF VALUE (US$)
	CHINA	98 369	1 279 870	38 756	768 192
	INDIA	297	1 837	0	0
	UNITED STATES	21	1 240	0	0
	UNITED KINGDOM	0	0	6	132
	BELGIUM	579	21 563	0	0
	ITALY	18 473	578 753	12 778	526 442
	SUB TOTAL	**121 368**	**1 981 807**	**51 540**	**1 294 766 ***
5309191000	**OTHER WOVEN FABRICS,FLAX CONT>=85%BYWEIGHT;PRINT BY TRADITIONAL BATIK PROCES**				
65441	HONG KONG	9 021	73 582	0	0
	KOREA, REPUBLIC OF	673	24 814	449	32 476
	CHINA	46 206	669 562	63 389	1 203 408
	UNITED KINGDOM	0	0	1	2
	ITALY	0	0	638	45 412
	SUB TOTAL	**55 900**	**767 958**	**64 477**	**1 281 298 ***
5309199000	**OTHER WOVEN FABRICS,FLAX CONT>=85%WEIGHTNOT PRINT BY TRADITIONAL BATIK PROCES**				
65441	JAPAN	1 804	95 092	910	49 820
	HONG KONG	24 414	527 099	12 687	242 577
	KOREA, REPUBLIC OF	690	32 990	7	547
	TAIWAN	72	1 655	1 092	33 499
	CHINA	56 433	1 319 938	103 053	2 349 994
	SINGAPORE	0	0	17	2 074
	INDIA	0	0	192	1 507
	TURKEY	0	0	333	12 684
	AUSTRALIA	20	1 186	5	317
	UNITED STATES	242	9 166	1 497	44 213
	CANADA	0	0	14	1 379
	UNITED KINGDOM	268	17 288	1 689	62 504
	BELGIUM	2 644	90 831	903	31 438
	IRELAND	0	0	2 100	64 640
	ITALY	19 655	829 132	805	50 088
	SPAIN	471	15 022	0	0
	POLAND	28	1 109	0	0
	SUB TOTAL	**106 741**	**2 940 508**	**125 304**	**2 947 281 ***
5309211000	**WOVEN FABRICS OF FLAX CONT<85% BY WEIGHTUNBLEACHED OR NOT; PRINT BY BATIK PROCES**				
65442	CHINA	1 945	25 166	0	0
	SUB TOTAL	**1 945**	**25 166**	**0**	**0 ***
5309219000	**WOVEN FABRICS OF FLAX CONT<85% BY WEIGHTUNBLEACHED OR NOT;NOT PRINTED BATIK PRCS**				
65442	JAPAN	0	0	879	36 165
	KOREA, REPUBLIC OF	1	13	0	0
	CHINA	11 921	132 611	12 734	136 922
	TURKEY	0	0	22	1 286
	ITALY	30 848	1 409 355	14 034	607 738
	SPAIN	201	7 431	236	7 400
	SUB TOTAL	**42 971**	**1 549 410**	**27 905**	**789 511 ***
5309291000	**WOVEN FABRICS OF FLAX CONT<85% BY WEIGHTOTH;PRINTBY THE TRADITIONAL BATIK PROCES**				
65442	HONG KONG	10 512	110 149	0	0
	KOREA, REPUBLIC OF	16 388	199 607	0	0
	CHINA	15 602	316 690	7 375	172 888
	GERMANY, FED. REP. OF	0	0	17	320
	ITALY	0	0	44	3 185
	SUB TOTAL	**42 502**	**626 446**	**7 436**	**176 393 ***
5309299000	**WOVEN FABRICS OF FLAX CONT<85% BY WEIGHTOTH; NOT PRINTED BY THE BATIK PROCESS**				
65442	HONG KONG	11 645	249 148	12 092	217 147
	TAIWAN	357	9 165	0	0
	CHINA	66 200	965 419	91 347	1 507 288
	SINGAPORE	0	0	28	268
	MALAYSIA	22	1 272	0	0
	VIET NAM	0	0	2 545	50 846
	INDIA	1 397	37 598	703	24 046
	TURKEY	0	0	543	18 496
	UNITED STATES	99	4 901	44	5 341

http://www.bps.go.id

HS / SITC	COMMODITY DESCRIPTION / COUNTRY OF ORIGIN	JANUARY - DECEMBER 2015		JANUARY - DECEMBER 2016	
		NET WEIGHT (KG)	CIF VALUE (US$)	NET WEIGHT (KG)	CIF VALUE (US$)
	UNITED KINGDOM	120	1 387	272	12 098
	FRANCE	47	886	0	0
	GERMANY, FED. REP. OF	146	2 685	0	0
	AUSTRIA	37	2 467	0	0
	BELGIUM	137	1 508	50	625
	ITALY	1 521	96 368	698	40 326
	LITHUANIA	837	31 593	0	0
	SUB TOTAL	**82 565**	**1 404 397**	**108 322**	**1 876 481 ***
5310100010	**WOVEN FABRICS OF JUTE OR OF OTH TEXTILEUNBLEACHED; PLAIN**				
65450	CHINA	0	0	12 880	9 803
	INDIA	0	0	66 456	97 766
	BANGLADESH	361 706	484 488	97 535	147 240
	SUB TOTAL	**361 706**	**484 488**	**176 871**	**254 809 ***
5310100090	**WOVEN FABRICS OF JUTE OR OF OTH TEXTILEUNBLEACHED; OTHER PLAIN**				
65450	KOREA, REPUBLIC OF	0	0	18	65
	TAIWAN	21	69	0	0
	CHINA	140	499	18 036	13 399
	MALAYSIA	1	25	0	0
	JORDAN	0	0	1	10
	PERU	0	0	1	1
	SUB TOTAL	**162**	**593**	**18 056**	**13 475 ***
5310909000	**OTHER WOVEN FABRICS OF JUTE/OTH TEXTILEHEAD 53.03, NOT PRINTED BY BATIK PROCESS**				
65450	HONG KONG	1 410	26 946	0	0
	KOREA, REPUBLIC OF	2	13	0	0
	TAIWAN	1	17	0	0
	CHINA	211	1 979	76	1 769
	THAILAND	6	92	0	0
	SINGAPORE	28	613	0	0
	UNITED STATES	72	654	0	0
	SUB TOTAL	**1 730**	**30 314**	**76**	**1 769 ***
5311009000	**WOVEN FABRICS OF OTH VEGETABLE TEXTILEFIBRES&PAPER YARN; NOT PRINT BY BATIK PR**				
65493	KOREA, REPUBLIC OF	419	7 078	440	6 081
	TAIWAN	60	2 712	0	0
	CHINA	93 281	744 006	60 390	350 935
	SINGAPORE	6	136	0	0
	UNITED STATES	32	675	0	0
	ITALY	0	0	7	123
	SUB TOTAL	**93 798**	**754 607**	**60 837**	**357 139 ***
5401101000	**SEWING THREAD OF MAN-MADE FLMENT OFSYNTHETIC FILAMENTS; FOR RETAIL SALE**				
65141	JAPAN	33	2 069	130	8 984
	HONG KONG	4 849	124 070	24 479	606 069
	KOREA, REPUBLIC OF	67 239	709 076	86 122	819 172
	TAIWAN	150	3 487	249	4 914
	CHINA	37 359	497 127	71 641	791 120
	THAILAND	0	0	6	115
	SINGAPORE	63	940	138	2 228
	CAMBODIA	0	0	86	1 708
	VIET NAM	64	1 018	254	3 421
	INDIA	9 875	363 989	8 207	309 727
	BANGLADESH	28	509	0	0
	SRI LANKA	0	0	67	1 007
	TURKEY	392	19 805	222	7 464
	UNITED STATES	13	1 018	7	1 442
	UNITED KINGDOM	93	579	0	0
	GERMANY, FED. REP. OF	160	1 939	337	14 665
	SWITZERLAND	0	0	1	93
	SWEDEN	0	0	2	675
	PORTUGAL	0	0	49	382
	HUNGARY	185	3 483	281	5 217
	SUB TOTAL	**120 503**	**1 729 109**	**192 278**	**2 578 403 ***

http://www.bps.go.id

HS / SITC	COMMODITY DESCRIPTION / COUNTRY OF ORIGIN	JANUARY - DECEMBER 2015		JANUARY - DECEMBER 2016	
		NET WEIGHT (KG)	CIF VALUE (US$)	NET WEIGHT (KG)	CIF VALUE (US$)
5401109000	**SEWING THREAD OF MAN-MADE FLMENT OFSYNTHETIC FILAMENTS; NOT FOR RETAIL SALE**				
65141	JAPAN	28 386	485 802	126 585	522 095
	HONG KONG	211 684	3 116 212	152 308	2 276 720
	KOREA, REPUBLIC OF	231 797	2 413 216	277 981	2 445 905
	TAIWAN	1 274 937	3 462 907	438 655	1 231 201
	CHINA	2 359 720	7 794 846	965 258	6 274 593
	MACAU	0	0	24	197
	THAILAND	149	2 389	73	873
	SINGAPORE	39 815	483 973	5 698	80 738
	PHILIPPINES	1	1	0	0
	MALAYSIA	346	2 898	1 503	14 747
	MYANMAR	157	1 403	0	0
	CAMBODIA	2 059	11 079	26	542
	VIET NAM	40 205	449 506	42 355	240 392
	INDIA	291	9 724	5 095	27 757
	PAKISTAN	56	470	0	0
	BANGLADESH	1	4	0	0
	SRI LANKA	16	224	1 513	22 429
	INDONESIA	1 118	26 648	0	0
	TURKEY	25 594	221 886	20 928	246 938
	AUSTRALIA	5	70	0	0
	UNITED STATES	572	37 624	502	28 762
	UNITED KINGDOM	67	13 142	4	97
	FRANCE	0	0	8	260
	GERMANY, FED. REP. OF	4 672	82 990	3 706	59 659
	AUSTRIA	1	17	22	688
	BELGIUM	36	1 329	2 047	42 375
	DENMARK	0	0	13	935
	ITALY	508	41 905	37	1 212
	SPAIN	0	0	4	115
	ANDORRA	1	18	0	0
	HUNGARY	78	1 770	356	6 872
	ROMANIA	295	11 115	1 381	48 455
	CROATIA	8	416	0	0
	SLOVAKIA	28	480	0	0
	CZECH REPUBLIC	66	1 970	87	1 370
	SUB TOTAL	**4 222 669**	**18 676 034**	**2 046 169**	**13 575 927 ***
5401201000	**SEWING THREAD OF MAN-MADE FLMENT OFARTIFICIAL FILAMENTS; FOR RETAIL SALE**				
65142	JAPAN	34	1 266	92	4 395
	HONG KONG	11 199	35 862	8 418	25 415
	KOREA, REPUBLIC OF	4	16	66 759	521 427
	CHINA	1 458	13 516	9 403	53 404
	SINGAPORE	400	421	0	0
	VIET NAM	0	0	718	12 504
	INDIA	0	0	2	2
	TURKEY	40	815	6	187
	GERMANY, FED. REP. OF	1 153	7 291	647	6 090
	SUB TOTAL	**14 288**	**59 187**	**86 045**	**623 424 ***
5401209000	**SEWING THREAD OF MAN-MADE FLMENT OFARTIFICIAL FILAMENTS;NOT FOR RETAIL SALE**				
65142	JAPAN	29 593	202 390	24 690	251 484
	HONG KONG	2 025	25 040	488	13 224
	KOREA, REPUBLIC OF	33 739	209 812	13 870	110 543
	TAIWAN	597	24 146	493	17 779
	CHINA	6 489	81 600	4 091	46 914
	THAILAND	255	1 052	5	16
	SINGAPORE	21 866	110 854	25 878	60 816
	MALAYSIA	2	22	25	153
	MYANMAR	76	1 386	0	0
	CAMBODIA	22	5 796	0	0
	VIET NAM	64	707	256	7 351
	INDIA	46	1 342	20	394
	SRI LANKA	5 942	93 026	6 107	90 451
	OMAN	5	44	0	0
	TUNISIA	2	66	0	0
	UNITED STATES	27	2 698	3	1 769
	CANADA	0	0	1	6
	GERMANY, FED. REP. OF	1 014	15 671	806	16 430
	BELGIUM	0	0	1	1

http://www.bps.go.id

HS / SITC	COMMODITY DESCRIPTION / COUNTRY OF ORIGIN	JANUARY - DECEMBER 2015		JANUARY - DECEMBER 2016	
		NET WEIGHT (KG)	CIF VALUE (US$)	NET WEIGHT (KG)	CIF VALUE (US$)
	CZECH REPUBLIC	73	4 207	537	27 266
	SUB TOTAL	**101 837**	**779 859**	**77 271**	**644 597 ***
5402110000	**SYNTTHATIC FILAMENTYARN (OTH THAN SEWINGHIGH TENACITY YARN OF NYLON/OTH; ARAMIDS**				
65162	JAPAN	595	12 020	536	10 330
	HONG KONG	778	3 737	962	24 056
	KOREA, REPUBLIC OF	19 436	413 933	32 880	583 967
	CHINA	2 010	35 886	14 459	265 993
	THAILAND	0	0	13	89
	UNITED STATES	44	5 525	74	10 010
	UNITED KINGDOM	0	0	5 354	97 647
	NETHERLANDS	181 841	3 508 990	132 544	2 502 196
	GERMANY, FED. REP. OF	121	1 171	78	2 633
	BELGIUM	148	9 963	0	0
	SUB TOTAL	**204 973**	**3 991 225**	**186 900**	**3 496 921 ***
5402190000	**SYNTTHATIC FILAMENTYARN (OTH THAN SEWINGHIGH TENACITY YARN OF NYLON/OTH; OTHER**				
65162	JAPAN	97 090	1 696 688	114 861	2 049 706
	HONG KONG	331	5 373	67	1 567
	KOREA, REPUBLIC OF	653 944	4 758 604	721 856	4 570 181
	TAIWAN	939 229	1 779 197	434 850	976 310
	CHINA	6 043 685	21 278 401	7 495 064	23 248 528
	THAILAND	3	14	1	1
	SINGAPORE	3 243	33 162	577	11 278
	PHILIPPINES	312	354	1 758	2 901
	MALAYSIA	59	2 448	9 181	10 927
	VIET NAM	335 832	1 394 863	296	5 257
	INDIA	63 052	133 460	40 197	80 499
	PAKISTAN	465	6 323	0	0
	SRI LANKA	6	312	8	397
	INDONESIA	4 831	61 311	0	0
	TURKEY	682 195	2 678 903	1 607 372	4 909 363
	MAURITIUS	98	3 370	164	5 230
	AUSTRALIA	108	1 192	0	0
	UNITED STATES	25 475	379 741	45 155	734 642
	CANADA	11 606	107 352	0	0
	UNITED KINGDOM	0	0	1 869	83 060
	GERMANY, FED. REP. OF	211 376	731 228	612 734	1 832 908
	FINLAND	341	15 186	194	16 212
	ITALY	47	106	0	0
	SPAIN	0	0	3	106
	ROMANIA	0	0	13	281
	SLOVAKIA	0	0	66	532
	RUSSIA FEDERATION	77 523	180 760	244 645	444 070
	SUB TOTAL	**9 150 851**	**35 248 348**	**11 330 931**	**38 983 956 ***
5402200000	**SYNTTHATIC FILAMENTYARN (OTH THAN SEWINGHIGH TENACITY YARN OF POLYESTERS**				
65162	JAPAN	120 159	2 494 598	129 760	2 754 124
	HONG KONG	4 940	51 900	8 559	142 471
	KOREA, REPUBLIC OF	163 681	737 010	147 258	681 692
	TAIWAN	530 654	1 924 196	440 219	1 727 617
	CHINA	8 368 677	17 950 044	12 580 073	22 196 521
	THAILAND	162 631	354 849	262 860	678 757
	SINGAPORE	17 163	167 453	44 944	273 083
	MALAYSIA	77 489	198 445	109 443	151 169
	VIET NAM	461 183	1 575 341	192 637	1 125 228
	INDIA	1	20	2 336	11 640
	INDONESIA	0	0	40 848	70 570
	TURKEY	3 304	30 457	6 305	45 788
	UNITED STATES	1 496	26 088	195	8 561
	DOMINICAN REPUBLIC	2 356	47 655	0	0
	UNITED KINGDOM	80	6 063	6 346	30 627
	NETHERLANDS	0	0	30	1 763
	FRANCE	2	44	70	676
	GERMANY, FED. REP. OF	67 328	784 034	59 640	714 138
	BELGIUM	6 838	31 553	108 210	270 036
	SWITZERLAND	2 286	12 702	14 748	69 797
	DENMARK	682	4 503	0	0
	ITALY	5 426	71 981	5 943	59 032

http://www.bps.go.id

HS / SITC	COMMODITY DESCRIPTION / COUNTRY OF ORIGIN	JANUARY - DECEMBER 2015		JANUARY - DECEMBER 2016	
		NET WEIGHT (KG)	CIF VALUE (US$)	NET WEIGHT (KG)	CIF VALUE (US$)
	PORTUGAL	3 294	11 557	75	2 672
	SUB TOTAL	**9 999 670**	**26 480 493**	**14 160 499**	**31 015 962 ***
5402310000	**TEXTURED YARN OF NYLON/OTH POLYAMIDESMEASURING SINGLE YARN <= 50 TEX**				
65151	JAPAN	395 444	4 328 183	337 288	4 029 728
	HONG KONG	13 225	130 418	41 552	221 755
	KOREA, REPUBLIC OF	230 538	1 449 111	297 244	1 380 055
	TAIWAN	1 172 247	8 550 838	1 105 589	6 632 815
	CHINA	1 442 759	6 804 662	1 766 044	7 041 797
	THAILAND	315	1 406	335	9 001
	SINGAPORE	5	897	0	0
	VIET NAM	131 901	570 811	342 009	1 383 478
	SRI LANKA	2 903	25 758	1 329	12 874
	TUNISIA	4	1	0	0
	UNITED KINGDOM	0	0	264	9 824
	GERMANY, FED. REP. OF	603	166 852	170	61 317
	BELGIUM	9 524	199 787	12 434	249 105
	SUB TOTAL	**3 399 468**	**22 228 724**	**3 904 258**	**21 031 749 ***
5402320000	**TEXTURED YARN OF NYLON/OTH POLYAMIDESMEASURING SINGLE YARN > 50 TEX**				
65151	JAPAN	32 478	123 981	20 136	90 608
	HONG KONG	6 423	79 485	6 105	56 558
	KOREA, REPUBLIC OF	15 346	145 447	8 618	98 519
	TAIWAN	63 143	249 361	61 894	213 994
	CHINA	111 466	626 409	275 149	1 052 318
	THAILAND	80	1 239	3 807	20 176
	SINGAPORE	717	4 166	0	0
	MALAYSIA	427	2 908	0	0
	INDIA	0	0	1 622	10 360
	GERMANY, FED. REP. OF	988	13 599	1 705	22 036
	BELGIUM	39 283	119 489	2 260	14 535
	SWITZERLAND	96	397	0	0
	ITALY	152 013	437 608	161 034	418 500
	SUB TOTAL	**422 460**	**1 804 089**	**542 330**	**1 997 604 ***
5402330000	**TEXTURED YARN OF POLYESTERS**				
65152	JAPAN	247 393	1 501 711	675 122	1 727 502
	HONG KONG	1 447 721	6 224 694	802 200	3 043 861
	KOREA, REPUBLIC OF	970 020	4 286 413	613 460	2 365 916
	TAIWAN	949 291	2 898 829	1 385 127	3 340 403
	CHINA	16 838 671	26 301 920	26 062 999	34 762 719
	THAILAND	2 066 821	4 056 035	2 403 757	3 800 755
	SINGAPORE	39 261	303 549	953	8 506
	PHILIPPINES	454	3 275	0	0
	MALAYSIA	3 956 332	5 536 520	3 973 988	4 878 584
	VIET NAM	111 647	230 316	1 078 012	1 818 142
	INDIA	5 875 752	9 632 826	5 906 095	8 454 310
	PAKISTAN	9 173	18 233	0	0
	INDONESIA	29 145	72 762	975	1 131
	JORDAN	0	0	2	2
	TURKEY	10 435	71 191	20 700	117 152
	UNITED ARAB EMIRATES	26	2 927	78	1 233
	AUSTRALIA	48	898	187	3 646
	UNITED STATES	992	7 302	0	0
	GUATEMALA	1 176	1 176	0	0
	BELIZE	2 300	23 791	0	0
	UNITED KINGDOM	41	551	0	0
	NETHERLANDS	19	248	0	0
	GERMANY, FED. REP. OF	0	0	4 173	33 342
	BELGIUM	5 349	22 928	6 577	18 197
	SWITZERLAND	8 857	47 794	0	0
	NORWAY	4	107	0	0
	ITALY	29 455	124 951	0	0
	BULGARIA	0	0	46 363	66 740
	SUB TOTAL	**32 600 383**	**61 370 947**	**42 980 768**	**64 442 141 ***
5402340000	**TEXTURED YARN OF POLYPROPYLENE SYNTHETICFILAMENT**				
65159	JAPAN	97	1 497	68	703
	HONG KONG	228	14 085	405	6 140

http://www.bps.go.id

HS / SITC	COMMODITY DESCRIPTION / COUNTRY OF ORIGIN	JANUARY - DECEMBER 2015		JANUARY - DECEMBER 2016	
		NET WEIGHT (KG)	CIF VALUE (US$)	NET WEIGHT (KG)	CIF VALUE (US$)
	KOREA, REPUBLIC OF	25 313	92 388	27 720	101 177
	TAIWAN	8 722	332 997	8 229	222 255
	CHINA	906 199	1 842 672	1 423 725	2 443 079
	SINGAPORE	23	587	0	0
	MALAYSIA	0	0	92	184
	VIET NAM	5 271	28 984	80	371
	INDIA	42 670	111 837	38 866	89 878
	BANGLADESH	62 614	112 717	0	0
	SAUDI ARABIA	702 373	1 436 482	601 206	990 475
	TURKEY	73 489	235 149	498 773	1 101 470
	UNITED STATES	0	0	1	127
	BELGIUM	1 533 611	2 916 489	529 261	997 888
	UKRAINE	0	0	43 576	92 379
	SUB TOTAL	**3 360 610**	**7 125 884**	**3 172 002**	**6 046 126 ***
5402390000	**OTHER TEXTURE SYNTHETIC FILAMENT YARN**				
65159	JAPAN	492	17 608	389	10 516
	HONG KONG	279	2 113	2 844	23 384
	KOREA, REPUBLIC OF	41 629	318 976	39 928	269 812
	TAIWAN	59 710	195 250	85 655	250 364
	CHINA	2 035 421	2 092 016	1 004 082	1 428 514
	THAILAND	125 750	726 639	175 961	969 325
	SINGAPORE	9 206	87 273	4 053	21 035
	MALAYSIA	0	0	20 723	39 374
	VIET NAM	0	0	62	1 677
	INDIA	1 009 003	776 650	273 207	292 788
	PAKISTAN	360 633	84 606	240 307	66 146
	TURKEY	0	0	1 445	22 151
	AUSTRALIA	6	217	0	0
	UNITED STATES	41	1 374	17	213
	CANADA	0	0	20	243
	UNITED KINGDOM	0	0	2	31
	FRANCE	1	7	0	0
	GERMANY, FED. REP. OF	0	0	66	378
	BELGIUM	174	1 626	44	222
	SWITZERLAND	0	0	3	10
	ITALY	177	6 808	82	3 005
	POLAND	0	0	11	171
	SUB TOTAL	**3 642 522**	**4 311 163**	**1 848 901**	**3 399 359 ***
5402440000	**OTH YARN, SINGLE, WITH A TWIST OR NOT<50TURN/M; ELASTOMERIC**				
65163	JAPAN	4 728	57 454	22 708	274 114
	HONG KONG	18 740	20 925	17	3 667
	KOREA, REPUBLIC OF	891 564	6 575 157	1 273 207	7 027 766
	TAIWAN	53 684	228 206	43 073	188 325
	CHINA	3 027 158	17 545 505	2 375 380	9 499 415
	THAILAND	811 614	8 029 890	858 310	8 002 947
	SINGAPORE	1 270 968	11 990 511	1 274 133	12 050 131
	MALAYSIA	4 320	41 040	0	0
	VIET NAM	4 202 276	28 614 289	4 285 889	21 819 541
	INDIA	94	995	6 776	25 996
	TURKEY	205	1 874	0	0
	UNITED STATES	6 873	103 508	8 295	124 113
	UNITED KINGDOM	8 091	76 179	9 692	89 656
	FRANCE	0	0	152	16 355
	GERMANY, FED. REP. OF	3 231	32 847	7 886	66 718
	BELGIUM	375	1 363	8 275	16 042
	KYRGYZSTAN	0	0	504	3 881
	SUB TOTAL	**10 303 921**	**73 319 743**	**10 174 297**	**59 208 667 ***
5402450000	**OTH YARN, SINGLE, WITH A TWIST OR NOT<50TURN/M; OTH, OF NYLON/OTH POLYAMIDES**				
65163	JAPAN	1 020	59 899	1 682	79 698
	HONG KONG	18 866	102 073	12 335	67 819
	KOREA, REPUBLIC OF	605 919	2 591 885	566 866	2 150 762
	TAIWAN	227 867	797 275	136 750	759 622
	CHINA	1 646 030	4 657 419	2 493 076	5 941 216
	THAILAND	11 881	68 589	1 019	9 523
	SINGAPORE	3	413	0	0
	MALAYSIA	2 051 728	4 841 217	1 474 906	2 850 814
	VIET NAM	11	158	66 490	192 447

http://www.bps.go.id

HS / SITC	COMMODITY DESCRIPTION / COUNTRY OF ORIGIN	JANUARY - DECEMBER 2015		JANUARY - DECEMBER 2016	
		NET WEIGHT (KG)	CIF VALUE (US$)	NET WEIGHT (KG)	CIF VALUE (US$)
	INDIA	14 507	62 368	0	0
	SRI LANKA	1 029	10 633	0	0
	INDONESIA	0	0	22 550	80 113
	AUSTRALIA	17	762	0	0
	UNITED STATES	500	30 830	0	0
	MEXICO	768	29 130	297	10 026
	UNITED KINGDOM	73	1 004	0	0
	GERMANY, FED. REP. OF	0	0	2	34
	SUB TOTAL	**4 580 219**	**13 253 655**	**4 775 973**	**12 142 074 ***
5402460000	**OTH YARN, SINGLE, WITH A TWIST OR NOT<50TURN/M; OTH, OF POLYESTERS,PART ORIENTED**				
65163	JAPAN	1 238	5 444	155 441	163 750
	KOREA, REPUBLIC OF	200 124	435 019	58 901	127 369
	TAIWAN	1 190 905	2 047 031	1 360 954	2 103 581
	CHINA	3 702 047	4 350 298	10 561 471	10 946 733
	THAILAND	3 625 124	4 328 770	4 258 332	4 413 952
	MALAYSIA	5 046 418	5 360 432	2 189 043	2 055 662
	INDIA	5 956 598	6 941 705	4 428 231	4 680 227
	EGYPT	151	1 583	0	0
	UNITED KINGDOM	0	0	46 617	63 200
	GERMANY, FED. REP. OF	0	0	13	139
	BULGARIA	0	0	8 826	11 209
	SUB TOTAL	**19 722 605**	**23 470 282**	**23 067 829**	**24 565 822 ***
5402470000	**OTH YARN, SINGLE, WITH A TWIST OR NOT<50TURN/M; OTH, OF POLLESTER**				
65163	JAPAN	46 518	162 328	55 961	188 413
	HONG KONG	1 084	15 612	0	0
	KOREA, REPUBLIC OF	5 815 904	15 273 977	7 072 806	16 900 047
	TAIWAN	201 824	576 586	141 687	388 209
	CHINA	6 062 965	9 113 123	13 909 669	16 433 902
	THAILAND	726 634	1 287 944	1 483 773	1 642 841
	SINGAPORE	8 416	83 295	97 937	105 205
	MALAYSIA	2 404 804	3 279 206	1 232 334	1 441 049
	VIET NAM	476 760	721 373	390 706	583 992
	INDIA	92 844	131 839	0	0
	INDONESIA	20 170	38 323	23 351	35 426
	ISRAEL	35 662	30 314	2 797	3 427
	UNITED STATES	219	5 380	0	0
	FRANCE	61	2 083	0	0
	BELGIUM	0	0	6 104	12 027
	POLAND	0	0	8 640	20 304
	SUB TOTAL	**15 893 865**	**30 721 383**	**24 425 765**	**37 754 842 ***
5402480000	**OTH YARN, SINGLE, WITH A TWIST OR NOT<50TURN/M; OTH, OF POLIPROPILENA**				
65163	JAPAN	100 154	69 661	39 217	22 828
	KOREA, REPUBLIC OF	129 507	320 605	169 528	321 662
	TAIWAN	1	14	0	0
	CHINA	1 161 697	1 169 831	1 258 999	1 204 979
	THAILAND	71 619	66 409	53 354	56 433
	SINGAPORE	15 340	45 700	0	0
	MALAYSIA	375	643	0	0
	INDONESIA	0	0	2 298	6 562
	SAUDI ARABIA	236 240	175 647	302 272	226 708
	TURKEY	10 058	54 712	14 655	36 525
	UNITED ARAB EMIRATES	0	0	14 058	8 435
	AUSTRALIA	23 556	9 806	0	0
	CANADA	9 205	6 904	0	0
	MEXICO	0	0	22	175
	UNITED KINGDOM	24 882	72 980	5 196	14 946
	GERMANY, FED. REP. OF	0	0	1 063	6 228
	BELGIUM	42 025	202 089	90 056	359 709
	SUB TOTAL	**1 824 659**	**2 195 001**	**1 950 718**	**2 265 190 ***
5402490000	**OTH YARN, SINGLE, OTH THN, OF ELAST, NYLPOLYESTER,POLYPROPYLENE,<=50 TRN/MT**				
65163	JAPAN	1 080 437	9 662 005	706 671	7 609 416
	HONG KONG	2 120	14 000	94	1 207
	KOREA, REPUBLIC OF	671 109	3 214 545	381 481	1 680 357
	TAIWAN	13 987	37 516	11 205	21 514
	CHINA	6 147 602	9 030 075	739 452	2 422 785

http://www.bps.go.id

HS / SITC	COMMODITY DESCRIPTION / COUNTRY OF ORIGIN	JANUARY - DECEMBER 2015		JANUARY - DECEMBER 2016	
		NET WEIGHT (KG)	CIF VALUE (US$)	NET WEIGHT (KG)	CIF VALUE (US$)
	THAILAND	240 764	2 198 007	309 931	2 971 599
	SINGAPORE	0	0	1 272	6 225
	MALAYSIA	4 016	23 827	2 911	17 430
	VIET NAM	249 431	1 553 636	668 135	3 547 472
	INDIA	57 120	375 564	873	2 663
	PAKISTAN	510	4 125	0	0
	UNITED ARAB EMIRATES	0	0	260	2 623
	AUSTRALIA	79	1 046	0	0
	CANADA	0	0	30	830
	MEXICO	351	3 644	346	1 771
	UNITED KINGDOM	2 945	14 283	732	6 145
	GERMANY, FED. REP. OF	0	0	267	3 928
	BELGIUM	62	1 381	0	0
	ITALY	36	10 493	6	2 080
	SUB TOTAL	**8 470 569**	**26 144 147**	**2 823 666**	**18 298 045 ***
5402510000	**OTH YARN, SINGLE, WITH A TWIST OR NOT>50TURN/M; OF NYLON OR OTH POLYAMIDES**				
65164	JAPAN	0	0	553	9 055
	HONG KONG	91	959	41	988
	KOREA, REPUBLIC OF	14 418	180 802	13 026	168 456
	TAIWAN	21 749	16 159	2 664	15 571
	CHINA	7 143	83 632	13 611	193 292
	SINGAPORE	1	5	18	112
	VIET NAM	664	4 440	0	0
	INDIA	0	0	11 490	74 492
	SRI LANKA	709	7 796	3 631	23 117
	ITALY	0	0	8	197
	SUB TOTAL	**44 775**	**293 793**	**45 042**	**485 280 ***
5402520000	**OTH YARN, SINGLE, WITH A TWIST OR NOT>50TURN/M; OF NYLON OR OTH POLYESTERS**				
65164	JAPAN	1 939	52 019	1 839	34 778
	HONG KONG	1 570	31 755	5 837	40 666
	KOREA, REPUBLIC OF	66 164	199 808	9 971	121 321
	TAIWAN	10 914	47 984	4 030	23 814
	CHINA	2 803 556	4 132 282	969 016	1 350 778
	MACAU	137	742	0	0
	THAILAND	42 027	130 380	60 777	184 258
	VIET NAM	0	0	117 159	186 646
	INDIA	45 492	74 883	117 747	160 543
	ITALY	2	27	6	118
	SUB TOTAL	**2 971 801**	**4 669 880**	**1 286 382**	**2 102 922 ***
5402591000	**OTH YARN, SINGLE, WITH A TWIST OR NOT>50TURN/M; OTHER; OF POLYPROPLENE**				
65164	CHINA	40 718	67 191	13 045	23 132
	SINGAPORE	0	0	1 694	1 591
	SUB TOTAL	**40 718**	**67 191**	**14 739**	**24 723 ***
5402599000	**OTH YARN, SINGLE, WITH A TWIST OR NOT>50TURN/M; OTHER; OTHER**				
65164	JAPAN	0	0	20 730	24 876
	KOREA, REPUBLIC OF	1 107	14 963	3 696	32 907
	TAIWAN	27 330	23 047	34 254	30 145
	CHINA	152 654	100 884	32 825	13 739
	AUSTRIA	1 504	43 581	0	0
	BELGIUM	0	0	15 044	7 522
	PORTUGAL	4 213	14 088	0	0
	SUB TOTAL	**186 808**	**196 563**	**106 549**	**109 189 ***
5402610000	**OTH YARN, MULTIPLE OR CABLEOF NYLON OR POLYAMIDES**				
65169	JAPAN	2 970	55 765	697	10 466
	HONG KONG	6 941	100 000	7 579	93 483
	KOREA, REPUBLIC OF	162 505	1 241 887	273 203	2 198 373
	TAIWAN	3 881	114 089	6 000	18 901
	CHINA	167 232	663 767	217 543	1 079 703
	THAILAND	5 788	7 784	69 263	84 963
	MALAYSIA	4 068	5 261	793	985
	VIET NAM	3 334	16 962	11 172	17 893
	INDIA	0	0	3	238
	PAKISTAN	194	2 620	0	0

http://www.bps.go.id

HS / SITC	COMMODITY DESCRIPTION / COUNTRY OF ORIGIN	JANUARY - DECEMBER 2015		JANUARY - DECEMBER 2016	
		NET WEIGHT (KG)	CIF VALUE (US$)	NET WEIGHT (KG)	CIF VALUE (US$)
	TURKEY	4 774	71 854	0	0
	UNITED STATES	400	7 361	20	293
	CANADA	30 618	26 026	0	0
	UNITED KINGDOM	4 439	91 100	1 929	34 722
	NETHERLANDS	0	0	3 616	66 159
	FRANCE	100	112 101	50	55 861
	GERMANY, FED. REP. OF	5	23	1	17
	BELGIUM	140 794	413 168	140 476	448 691
	SUB TOTAL	**538 043**	**2 929 768**	**732 345**	**4 110 748 ***
5402620000	**OTH YARN, MULTIPLE OR CABLEOF POLYESTERS**				
65169	JAPAN	16 534	208 791	11 270	205 894
	HONG KONG	273	3 439	686	7 389
	KOREA, REPUBLIC OF	8 785	66 556	10 198	75 296
	TAIWAN	85 369	168 215	64 349	148 092
	CHINA	3 466 312	5 299 976	5 213 459	6 564 768
	THAILAND	261 094	1 348 822	396 615	2 080 719
	SINGAPORE	10 978	51 278	1 644	10 920
	MALAYSIA	324	2 921	0	0
	VIET NAM	34 903	184 735	30 633	215 931
	INDIA	180 170	1 360 038	188 110	1 342 972
	UNITED STATES	0	0	6	95
	FRANCE	4	148	0	0
	KYRGYZSTAN	92 250	116 001	0	0
	SUB TOTAL	**4 156 996**	**8 810 920**	**5 916 970**	**10 652 076 ***
5402691000	**OTH YARN, MULTIPLE OR CABLEOF OTHER : POLYPROPYLENA**				
65169	JAPAN	1 009	2 351	0	0
	KOREA, REPUBLIC OF	309	942	0	0
	CHINA	678 978	1 055 902	1 182 629	1 739 526
	SAUDI ARABIA	228 889	601 908	0	0
	TURKEY	133 433	338 956	116 866	220 103
	SUB TOTAL	**1 042 618**	**2 000 059**	**1 299 495**	**1 959 629 ***
5402699000	**OTH YARN, MULTIPLE OR CABLEOF OTHER : OTH THAN POLYPROPYLENA**				
65169	JAPAN	837	14 103	5 237	77 160
	KOREA, REPUBLIC OF	0	0	61 084	129 037
	CHINA	387 360	1 012 016	276 635	1 101 905
	THAILAND	302	4 266	0	0
	SINGAPORE	439	3 825	10	1 878
	MALAYSIA	126	464	0	0
	INDIA	72	630	0	0
	TURKEY	253 776	659 198	13	216
	UNITED STATES	4 403	636 443	941	217 519
	FRANCE	8 304	495 729	318	10 749
	FINLAND	0	0	1	18
	HUNGARY	0	0	3	1 843
	SUB TOTAL	**655 619**	**2 826 674**	**344 242**	**1 540 325 ***
5403100000	**ARTIFICIAL FILAMENT YARN (NOT SEWING)HIGHT TENACITY YARN OF VISCOSE RAYON**				
65173	JAPAN	2 423	27 045	3 483	38 481
	KOREA, REPUBLIC OF	1 973	20 404	1 843	16 300
	TAIWAN	2 114	15 100	3	212
	CHINA	17 475	155 890	82 533	112 634
	SINGAPORE	2 606	3 042	0	0
	INDIA	75	379	135	2 149
	UNITED STATES	0	0	62	3 287
	FRANCE	2 604	11 765	6 165	32 070
	GERMANY, FED. REP. OF	50 123	278 683	60 190	334 238
	BELGIUM	5	149	0	0
	SUB TOTAL	**79 398**	**512 457**	**154 414**	**539 371 ***
5403311000	**ARTIFICIAL FILAMENT YARN,OTH YARN,SINGLEOF VISKOSA TWIST/NOT <120 TURN/M;TEXTURE**				
65174	CHINA	3 277	34 453	304	2 855
	SUB TOTAL	**3 277**	**34 453**	**304**	**2 855 ***

http://www.bps.go.id

HS / SITC	COMMODITY DESCRIPTION / COUNTRY OF ORIGIN	JANUARY - DECEMBER 2015		JANUARY - DECEMBER 2016	
		NET WEIGHT (KG)	CIF VALUE (US$)	NET WEIGHT (KG)	CIF VALUE (US$)
5403319000	**ARTIFICIAL FILAMENT YARN,OTH YARN,SINGLEOF VISKOSA TWIST/NOT <120 TURN/M; OTHER**				
65174	JAPAN	911	17 693	312	4 065
	HONG KONG	1 065	6 197	97	2 660
	KOREA, REPUBLIC OF	1 092	9 913	649	6 831
	TAIWAN	25 704	31 751	0	0
	CHINA	14 632 488	13 901 534	2 934 811	5 261 150
	THAILAND	0	0	12 299	23 368
	SINGAPORE	24 596	21 469	0	0
	MALAYSIA	381	1 342	0	0
	VIET NAM	513 544	457 289	488	6 330
	INDIA	218 700	103 283	471 563	481 230
	TURKEY	50	45	0	0
	UNITED ARAB EMIRATES	0	0	25 000	23 036
	UNITED KINGDOM	2 270	60 111	233	10 194
	GERMANY, FED. REP. OF	70 564	402 616	0	0
	SWEDEN	48	2 785	17	957
	SUB TOTAL	**15 491 413**	**15 016 028**	**3 445 469**	**5 819 821 ***
5403329000	**ARTIFICIAL FILAMENT YARN,OTH YARN,SINGLEOF VISKOSA TWIST/NOT >120 TURN/M; OTHER**				
65175	KOREA, REPUBLIC OF	2 045	27 002	5 302	43 641
	CHINA	0	0	2 140	22 008
	VIET NAM	0	0	237 380	55 748
	UNITED STATES	36	518	0	0
	SUB TOTAL	**2 081**	**27 520**	**244 822**	**121 397 ***
5403331000	**ARTIFICIAL FILAMENT YARN,OTH YARN,SINGLEOF CELLULOSE ACETATE: TEXTURED YARN**				
65175	INDIA	0	0	40 520	81 040
	SUB TOTAL	**0**	**0**	**40 520**	**81 040 ***
5403339000	**ARTIFICIAL FILAMENT YARN,OTH YARN,SINGLEOF CELLULOSE ACETATE: OTH TEXTURED YARN**				
65175	JAPAN	6 210	51 329	5 796	47 527
	INDIA	0	0	59	893
	UNITED STATES	529	6 385	0	0
	GERMANY, FED. REP. OF	10	6	0	0
	SUB TOTAL	**6 749**	**57 720**	**5 855**	**48 420 ***
5403391000	**ARTIFICIAL FILAMENT YARN,OTH YARN,SINGLEOF OTHER : TEXTURED YARN**				
65175	JAPAN	0	0	960	11 520
	KOREA, REPUBLIC OF	15 974	97 287	24 882	144 946
	CHINA	86	1 116	0	0
	THAILAND	0	0	996	6 997
	SUB TOTAL	**16 060**	**98 403**	**26 838**	**163 463 ***
5403399000	**ARTIFICIAL FILAMENT YARN,OTH YARN,SINGLEOF OTHER : OTH TEXTURED YARN**				
65175	JAPAN	3 360	43 680	72	1 499
	HONG KONG	26 078	121 654	23 930	158 081
	KOREA, REPUBLIC OF	79 820	66 900	60 753	53 466
	CHINA	8 525	88 322	24 757	165 555
	SINGAPORE	214	2 883	0	0
	SRI LANKA	2 048	19 745	0	0
	UNITED STATES	1	136	1	136
	SUB TOTAL	**120 046**	**343 320**	**109 513**	**378 737 ***
5403411000	**ARTIFICIALFILAMENTYARN,OTH YARN,MULTIPLEOR CABLE: OF VISCOSE RAYON;TEXTURED YARN**				
65176	KOREA, REPUBLIC OF	6 384	84 593	23 930	420 400
	CHINA	20 038	60 716	28 265	127 850
	SUB TOTAL	**26 422**	**145 309**	**52 195**	**548 250 ***
5403419000	**ARTIFICIALFILAMENTYARN,OTH YARN,MULTIPLEOR CABLE: OF VISCOSE RAYON; OTH TEXTURE**				
65176	JAPAN	1 283	28 139	1 280	29 714
	HONG KONG	134	3 502	0	0
	KOREA, REPUBLIC OF	13 870	38 609	3 436	20 439
	CHINA	331 546	888 857	507 321	1 906 747
	THAILAND	0	0	275	4 397
	SUB TOTAL	**346 833**	**959 107**	**512 312**	**1 961 297 ***

http://www.bps.go.id

HS / SITC	COMMODITY DESCRIPTION / COUNTRY OF ORIGIN	JANUARY - DECEMBER 2015		JANUARY - DECEMBER 2016	
		NET WEIGHT (KG)	CIF VALUE (US$)	NET WEIGHT (KG)	CIF VALUE (US$)
5403421000	**ARTIFICIALFILAMENTYARN,OTH YARN,MULTIPLEORCABLE: OFCELLULOSEACETAT;TEXTURED YARN**				
65176	UNITED STATES	20 987	156 350	0	0
	SUB TOTAL	**20 987**	**156 350**	**0**	**0 ***
5403429000	**ARTIFICIALFILAMENTYARN,OTH YARN,MULTIPLEORCABLE: OFCELLULOSEACETAT; OTH**				
65176	THAILAND	1 710	19 778	1 500	19 140
	SPAIN	12 018	727 132	4 061	250 791
	SUB TOTAL	**13 728**	**746 910**	**5 561**	**269 931 ***
5403491000	**ARTIFICIALFILAMENTYARN,OTH YARN,MULTIPLEORCABLE: OF OTHER ; TEXTURED YARN**				
65176	JAPAN	972	5 152	0	0
	TAIWAN	558	2 449	51	485
	THAILAND	2 620	10 156	0	0
	SUB TOTAL	**4 150**	**17 757**	**51**	**485 ***
5403499000	**ARTIFICIALFILAMENTYARN,OTH YARN,MULTIPLEORCABLE: OF OTHER ; OTH TEXTURED YARN**				
65176	JAPAN	532	16 146	545	29 744
	HONG KONG	24 293	202 013	18 605	171 684
	KOREA, REPUBLIC OF	37 302	405 438	35 527	333 966
	TAIWAN	38 803	97 647	28 246	61 904
	CHINA	226 758	1 525 301	424 791	3 064 729
	THAILAND	2 044	5 264	0	0
	SINGAPORE	24	1 453	76	2 988
	VIET NAM	5 771	76 588	0	0
	UNITED STATES	5 638	42 965	3 127	20 339
	UNITED KINGDOM	1	20	4	237
	SUB TOTAL	**341 166**	**2 372 835**	**510 921**	**3 685 591 ***
5404110000	**SYNTH MONFILAMENT OF ELASTOMERIC >=67DECITEX,DIMENSION<=1MM, WIDTH<=5MM**				
65188	JAPAN	8 725	103 081	13 930	160 622
	HONG KONG	0	0	30	331
	KOREA, REPUBLIC OF	31 314	116 619	10 962	108 759
	TAIWAN	0	0	7 646	76 934
	CHINA	53 573	392 591	32 428	266 097
	THAILAND	17 814	62 352	5 994	20 979
	VIET NAM	44 214	154 756	44 047	154 164
	UNITED KINGDOM	0	0	1	101
	SUB TOTAL	**155 640**	**829 399**	**115 038**	**787 987 ***
5404120000	**SYNTH MONFILAMENT OTH OFPLYPROPYLLNE>=67DECITEX,DIMENSION<=1MM, WIDTH<=5MM**				
65188	JAPAN	47 701	208 328	4 686	20 310
	KOREA, REPUBLIC OF	100	980	39 223	95 643
	TAIWAN	0	0	27	331
	CHINA	80 000	256 803	88 508	277 359
	AUSTRALIA	5	70	0	0
	BELGIUM	110 763	296 573	146 982	537 816
	SUB TOTAL	**238 569**	**762 754**	**279 426**	**931 459 ***
5404190000	**SYNTH MONFILAMENT OTHER >=67DECITEXDIMENSION<=1MM, WIDTH<=5MM**				
65188	JAPAN	507 063	4 128 140	667 627	6 000 310
	KOREA, REPUBLIC OF	392 047	2 035 347	487 708	2 694 425
	TAIWAN	112 517	282 615	72 773	169 257
	CHINA	616 803	2 521 141	562 347	2 513 105
	THAILAND	170 300	2 764 871	149 934	2 826 485
	MALAYSIA	351 600	3 633 346	430 621	4 739 341
	INDIA	0	0	3 959	4 157
	INDONESIA	0	0	961	22 171
	UNITED KINGDOM	0	0	2	627
	GERMANY, FED. REP. OF	3	742	0	0
	BELGIUM	4 102	24 826	5 772	34 151
	ITALY	0	0	66	4 065
	SUB TOTAL	**2 154 435**	**15 391 028**	**2 381 770**	**19 008 094 ***
5404900000	**SYNTHETICS OTHER THAN FILAMENTS EXCEEDS<1 MM, WIDTH <= 5 MM**				
65188	JAPAN	111 637	1 205 893	139 273	1 429 423
	HONG KONG	2	4	247	3 129

http://www.bps.go.id

HS / SITC	COMMODITY DESCRIPTION / COUNTRY OF ORIGIN	JANUARY - DECEMBER 2015		JANUARY - DECEMBER 2016	
		NET WEIGHT (KG)	CIF VALUE (US$)	NET WEIGHT (KG)	CIF VALUE (US$)
	KOREA, REPUBLIC OF	63 212	407 663	58 417	388 890
	TAIWAN	10 693	26 771	10 131	82 857
	CHINA	1 542 824	2 212 440	1 680 821	2 037 990
	THAILAND	41 162	73 270	41 771	76 610
	SINGAPORE	33	10 882	0	0
	MALAYSIA	0	0	14 000	141 002
	INDIA	4 076	14 238	5 536	17 061
	INDONESIA	0	0	113	685
	AUSTRALIA	95	3 078	20 833	67 688
	UNITED STATES	0	0	44	1 844
	GERMANY, FED. REP. OF	90	1 494	464	7 445
	SUB TOTAL	**1 773 824**	**3 955 733**	**1 971 650**	**4 254 624 ***
5405000000	**ARTIFICIAL MONOFILAMENT >=67 DECITEXNO CROSS-SECT,DIM>=1MM,STRIP ANDTHE LIKE**				
65177	CHINA	1 000	3 400	3 195	16 302
	ITALY	0	0	36	681
	SUB TOTAL	**1 000**	**3 400**	**3 231**	**16 983 ***
5406000000	**MAN-MADE FILAMENT YARN(OTH THAN SEWINGTHREAD) PUT UP FOR RETAIL SALE**				
65178	JAPAN	326	3 772	542	8 334
	HONG KONG	11	90	2 915	70 271
	KOREA, REPUBLIC OF	106	1 578	1	5
	TAIWAN	0	0	45	45
	CHINA	2 024	4 557	1 315	2 791
	THAILAND	105	1 820	25	228
	MALAYSIA	7	42	0	0
	ITALY	0	0	4	252
	ANDORRA	8 320	24 960	0	0
	SUB TOTAL	**10 899**	**36 819**	**4 847**	**81 926 ***
5407102010	**WOVEN FABRICS OF SYNT FILAMENT YARN FROMHIGH OF NYLON/OTH :TYRE FABRIC;UNBLEACHE**				
65311	JAPAN	3	53	338	4 197
	HONG KONG	74	4 046	0	0
	KOREA, REPUBLIC OF	4 177	77 226	1 575	24 191
	TAIWAN	0	0	107 107	284 453
	CHINA	105 989	681 508	38 773	191 338
	SINGAPORE	0	0	28	128
	INDIA	0	0	8	310
	TURKEY	0	0	32	1 034
	UNITED STATES	0	0	1	2
	GERMANY, FED. REP. OF	783	25 459	0	0
	BELGIUM	68	748	64	701
	ITALY	0	0	14	102
	ROMANIA	102	1 380	0	0
	SUB TOTAL	**111 196**	**790 420**	**147 940**	**506 456 ***
5407102090	**WOVEN FABRICS OF SYNT FILAMENT YARN FROMHIGH OF NYLON/OTH :TYRE FABRIC; OTH**				
65311	JAPAN	14 519	737 198	32 663	1 220 696
	HONG KONG	43 304	1 023 749	65 826	943 128
	KOREA, REPUBLIC OF	329 105	6 376 298	244 743	4 407 688
	TAIWAN	211 814	5 743 248	228 910	5 839 200
	CHINA	410 706	4 697 712	608 189	6 000 743
	THAILAND	99 425	1 573 258	92 431	1 468 988
	SINGAPORE	92	424	794	5 575
	VIET NAM	6 408	131 836	29 427	370 091
	INDIA	139	4 978	1 002	8 356
	TURKEY	43	715	9	186
	AUSTRALIA	10	234	0	0
	UNITED STATES	0	0	886	47 472
	CANADA	34	899	0	0
	UNITED KINGDOM	10	1 155	15 487	128 663
	NETHERLANDS	1	36	2	72
	FRANCE	10	541	0	0
	GERMANY, FED. REP. OF	15	729	0	0
	BELGIUM	1 516	16 289	450	4 818
	ITALY	85	6 197	0	0
	PORTUGAL	0	0	53	647
	ROMANIA	0	0	1	35
	SUB TOTAL	**1 117 236**	**20 315 496**	**1 320 873**	**20 446 358 ***

http://www.bps.go.id

HS / SITC	COMMODITY DESCRIPTION / COUNTRY OF ORIGIN	JANUARY - DECEMBER 2015		JANUARY - DECEMBER 2016	
		NET WEIGHT (KG)	CIF VALUE (US$)	NET WEIGHT (KG)	CIF VALUE (US$)
5407109010	**WOVEN FABRICS OF SYNT FILAMENT YARN FROMHIGH OF NYLON/OTH : OTHER ; UNBLEACHE**				
65311	JAPAN	0	0	3 553	38 649
	HONG KONG	107 412	614 822	103 349	437 476
	KOREA, REPUBLIC OF	43 253	392 317	71 790	456 667
	TAIWAN	3 368	96 325	15 980	358 295
	CHINA	408 469	2 431 844	678 419	3 126 951
	SINGAPORE	1	5	55	1 468
	VIET NAM	4 121	24 268	1 097	9 738
	UNITED STATES	0	0	6	200
	UNITED KINGDOM	0	0	7	877
	FRANCE	0	0	2	220
	BELGIUM	0	0	84	936
	SUB TOTAL	**566 624**	**3 559 581**	**874 342**	**4 431 477 ***
5407109090	**WOVEN FABRICS OF SYNT FILAMENT YARN FROMHIGH OF NYLON/OTH : OTHER ; OTHER**				
65311	JAPAN	89 073	2 092 245	82 347	2 386 028
	HONG KONG	209 275	3 029 971	393 135	6 054 757
	KOREA, REPUBLIC OF	573 382	8 213 999	781 126	9 112 671
	TAIWAN	62 387	2 576 603	161 445	3 926 420
	CHINA	1 687 209	16 910 066	2 120 910	18 155 499
	MACAU	0	0	3 470	29 727
	THAILAND	497	9 313	1 437	27 223
	SINGAPORE	6 835	100 864	7 080	80 634
	PHILIPPINES	1	2	174	2 078
	MALAYSIA	170	1 405	6 025	72 676
	VIET NAM	30 501	94 724	40 665	410 302
	INDIA	16 270	258 192	14 766	168 733
	PAKISTAN	3	18	5 570	50 939
	BANGLADESH	1	1	0	0
	SRI LANKA	33	50	219	10 236
	INDONESIA	100	945	0	0
	IRAN (ISLAMIC REPUBLIC OF)	0	0	50	689
	SAUDI ARABIA	0	0	19	294
	ISRAEL	1	55	0	0
	TURKEY	0	0	683	8 373
	UNITED ARAB EMIRATES	77	1 075	11	140
	MADAGASCAR	0	0	12	166
	SOUTH AFRICA	0	0	37	1 207
	AUSTRALIA	38	578	676	13 755
	NEW ZEALAND	0	0	6	179
	UNITED STATES	17 419	228 821	2 252	30 651
	MEXICO	5	5	0	0
	UNITED KINGDOM	418	9 273	22 377	155 945
	FRANCE	0	0	363	38 293
	GERMANY, FED. REP. OF	284	2 835	148	4 383
	BELGIUM	2 037	23 220	881	11 998
	ITALY	9	2 058	1 225	23 990
	SPAIN	0	0	1 719	41 578
	PORTUGAL	0	0	150	1 259
	GREECE	0	0	550	4 616
	CROATIA	2 869	79 392	0	0
	SUB TOTAL	**2 698 894**	**33 635 710**	**3 649 528**	**40 825 439 ***
5407200000	**WOVEN FABRICS OF SYNT FILAMENT YARNWOVEN FABRICSOBTAINED FROM STRIP/THELIKE**				
65312	JAPAN	2 891	64 772	2 102	48 650
	HONG KONG	1 292	18 146	5 354	61 347
	KOREA, REPUBLIC OF	15 705	137 563	84 272	573 129
	TAIWAN	185 291	894 707	179 151	1 130 675
	CHINA	178 724	1 205 641	490 917	3 629 151
	THAILAND	94 448	212 823	1 725	4 756
	MALAYSIA	6 567	15 616	1	103
	VIET NAM	615	7 944	37	20
	INDIA	0	0	39	1 151
	SAUDI ARABIA	582 294	1 599 072	895 430	2 008 713
	AUSTRALIA	0	0	14	138
	UNITED STATES	324	1 833	73	2 004
	UNITED KINGDOM	0	0	7	290
	GERMANY, FED. REP. OF	10 508	155 611	1 085 004	65 794
	BELGIUM	0	0	200	3 566
	ITALY	0	0	35	1 498

http://www.bps.go.id

HS / SITC	COMMODITY DESCRIPTION / COUNTRY OF ORIGIN	JANUARY - DECEMBER 2015		JANUARY - DECEMBER 2016	
		NET WEIGHT (KG)	CIF VALUE (US$)	NET WEIGHT (KG)	CIF VALUE (US$)
	HUNGARY	2 678	9 737	0	0
	SUB TOTAL	**1 081 337**	**4 323 465**	**2 744 361**	**7 530 985 ***
5407300000	**WOVEN FABRICS OF SYNT FILAMENT YARNFABRICS SPECIFIED IN NOTA 9TO SECTION XI**				
65313	JAPAN	1 171	39 575	1 290	59 470
	HONG KONG	17 989	403 706	17 532	404 362
	KOREA, REPUBLIC OF	24 382	231 531	5 747	99 804
	TAIWAN	35 542	377 513	539	10 706
	CHINA	127 063	917 005	51 670	594 297
	UNITED STATES	10	140	0	0
	SUB TOTAL	**206 157**	**1 969 470**	**76 778**	**1 168 639 ***
5407411000	**WOVEN NYLON MESH FABRIC OF UNTWISTEDWEIGHT >=85% OF FLMNT OF NYLN/POLYAMIDES**				
65314	JAPAN	3 401	155 874	548	6 853
	HONG KONG	1 738	32 350	6 601	147 611
	KOREA, REPUBLIC OF	478 054	4 111 659	967 675	10 156 879
	TAIWAN	13 223	137 114	78 053	902 909
	CHINA	557 477	5 170 639	579 658	5 369 917
	THAILAND	79 067	347 428	49 308	213 699
	SINGAPORE	1 341	1 657	0	0
	MALAYSIA	0	0	13	104
	VIET NAM	729	5 578	31 743	407 102
	INDIA	355 152	492 112	568 659	694 730
	UNITED ARAB EMIRATES	0	0	41	557
	AUSTRALIA	0	0	46	1 097
	UNITED STATES	6	242	0	0
	CANADA	120	7 914	0	0
	UNITED KINGDOM	0	0	3	285
	BELGIUM	1 091	20 953	0	0
	SUB TOTAL	**1 491 399**	**10 483 520**	**2 282 348**	**17 901 743 ***
5407419000	**OTH WOVEN NYLON MESH FABRIC OF UNTWISTEDWEIGHT >=85% OF FLMNT OF NYLN/POLYAMIDES**				
65314	JAPAN	32	1 344	1 594	48 956
	HONG KONG	154 514	2 282 557	233 704	3 034 085
	KOREA, REPUBLIC OF	1 090 380	11 294 395	1 055 596	12 493 322
	TAIWAN	358 162	4 161 813	555 587	3 919 372
	CHINA	2 666 957	11 375 327	3 206 701	11 735 247
	MACAU	95	715	0	0
	THAILAND	4 233	56 003	25 838	332 086
	SINGAPORE	0	0	7 426	10 626
	MALAYSIA	35 983	74 647	48 739	94 609
	CAMBODIA	50	105	0	0
	VIET NAM	16 216	276 101	48 728	731 044
	INDIA	9	36	0	0
	PAKISTAN	0	0	6	128
	SRI LANKA	739	21 656	5 453	148 029
	TURKEY	0	0	152	3 532
	UNITED ARAB EMIRATES	7 170	13 063	0	0
	SOUTH AFRICA	7 367	14 643	0	0
	UNITED STATES	6	44	153	13 639
	UNITED KINGDOM	0	0	324	9 726
	GERMANY, FED. REP. OF	809	12 361	0	0
	BELGIUM	3 394	59 913	38	1 190
	ITALY	3	55	217	10 595
	SPAIN	699	19 923	867	23 766
	SUB TOTAL	**4 346 818**	**29 664 701**	**5 191 123**	**32 609 952 ***
5407420000	**WOVEN FABRICS OF SYNT FILAMENT YARN FROMNYLON CONT >85% ; DYED**				
65314	JAPAN	32 454	1 564 904	71 875	4 514 328
	HONG KONG	639 016	8 193 920	768 411	8 813 870
	KOREA, DEM. PEOPLE'S REP.	0	0	26	1 930
	KOREA, REPUBLIC OF	1 747 160	25 700 862	1 461 139	22 134 488
	TAIWAN	734 667	13 865 633	825 997	15 971 145
	CHINA	923 053	11 993 752	1 147 189	15 247 438
	THAILAND	79 012	1 029 661	49 778	565 318
	SINGAPORE	0	0	494	7 150
	PHILIPPINES	2 370	53 232	0	0
	MALAYSIA	101	1 178	92	1 174
	MYANMAR	43	310	0	0

http://www.bps.go.id

HS / SITC	COMMODITY DESCRIPTION / COUNTRY OF ORIGIN	JANUARY - DECEMBER 2015		JANUARY - DECEMBER 2016	
		NET WEIGHT (KG)	CIF VALUE (US$)	NET WEIGHT (KG)	CIF VALUE (US$)
	VIET NAM	39 300	442 728	214 506	2 239 437
	INDIA	5 241	159 154	6 854	210 366
	PAKISTAN	217	34	0	0
	BANGLADESH	191	1 858	0	0
	SRI LANKA	2 307	39 241	1 911	33 957
	TURKEY	68 945	1 067 732	42 761	600 566
	UNITED ARAB EMIRATES	0	0	80	684
	TUNISIA	294	3 529	1 017	25 241
	SEYCHELLES	0	0	4 647	194 292
	SWAZILAND	0	0	10	1 076
	AUSTRALIA	0	0	313	10 828
	UNITED STATES	1 538	74 300	1 507	44 843
	CANADA	113	6 902	777	59 351
	UNITED KINGDOM	376	27 757	2	410
	NETHERLANDS	21	118	17	53
	FRANCE	60 032	1 034 098	39 762	591 942
	GERMANY, FED. REP. OF	588	20 778	4 987	209 781
	AUSTRIA	0	0	500	7 695
	BELGIUM	3 789	78 069	2 364	54 776
	SWITZERLAND	3 308	207 274	3 268	252 338
	SWEDEN	0	0	1	1
	ITALY	8 772	219 218	22 024	363 639
	SPAIN	252	10 161	4	55
	PORTUGAL	0	0	92	2 096
	ROMANIA	671	10 336	0	0
	SUB TOTAL	**4 353 831**	**65 806 739**	**4 672 405**	**72 160 268 ***
5407430000	**WOVEN FABRICS OF SYNT FILAMENT YARN FROMNYLON CONT>85%;OF YARNOF DIFFERENTCOLOUR**				
65314	KOREA, REPUBLIC OF	23 018	206 173	15	84
	TAIWAN	0	0	2 452	64 117
	CHINA	7 164	104 782	14 972	108 826
	INDIA	0	0	197	4 174
	AUSTRALIA	65	621	0	0
	UNITED STATES	136	4 391	0	0
	UNITED KINGDOM	0	0	25	872
	SUB TOTAL	**30 383**	**315 967**	**17 661**	**178 073 ***
5407440000	**WOVEN FABRICS OF SYNT FILAMENT YARN FROMNYLON CONT >85% ; PRINTED**				
65314	JAPAN	49	1 822	0	0
	HONG KONG	453	13 116	10 158	90 786
	KOREA, REPUBLIC OF	25 940	626 235	3 513	34 199
	TAIWAN	3 669	32 204	1 028	21 597
	CHINA	21 471	807 481	12 959	418 121
	THAILAND	0	0	83	1 764
	SINGAPORE	1	1	0	0
	VIET NAM	0	0	195	1 308
	SRI LANKA	0	0	23	394
	UNITED STATES	2	65	0	0
	UNITED KINGDOM	0	0	1	5
	GERMANY, FED. REP. OF	0	0	11	1 013
	AUSTRIA	4	459	0	0
	SUB TOTAL	**51 589**	**1 481 383**	**27 971**	**569 187 ***
5407510000	**WOVEN FABRICS OF SYNT FILAMENT YARN FROMPOLYESTER CONT >85% ; UNBLEACHED OR NOT**				
65315	JAPAN	93 085	1 672 448	36 780	785 737
	HONG KONG	663 460	4 338 394	378 993	2 197 679
	KOREA, REPUBLIC OF	297 946	2 568 959	438 504	2 497 817
	TAIWAN	355 809	2 070 975	191 379	1 308 209
	CHINA	17 198 526	70 499 771	13 737 246	48 952 540
	THAILAND	200	1 628	154	3 042
	SINGAPORE	0	0	314 898	657 692
	MALAYSIA	142 825	315 383	135 680	274 777
	VIET NAM	0	0	17 398	45 500
	INDIA	0	0	52 332	225 073
	PAKISTAN	296 890	1 834 822	217 168	1 235 065
	TURKEY	150	2 245	0	0
	UNITED STATES	154	4 696	41	899
	VIRGIN ISLANDS (BRITISH)	11 539	90 923	2 577	21 483
	ITALY	0	0	81	3 300
	SUB TOTAL	**19 060 584**	**83 400 244**	**15 523 231**	**58 208 813 ***

http://www.bps.go.id

HS / SITC	COMMODITY DESCRIPTION / COUNTRY OF ORIGIN	JANUARY - DECEMBER 2015		JANUARY - DECEMBER 2016	
		NET WEIGHT (KG)	CIF VALUE (US$)	NET WEIGHT (KG)	CIF VALUE (US$)
5407520000	**WOVEN FABRICS OF SYNT FILAMENT YARN FROMPOLYESTER CONT >85% ; DYED**				
65315	JAPAN	133 004	3 104 189	147 102	2 731 298
	HONG KONG	638 917	11 370 640	331 870	5 631 335
	KOREA, REPUBLIC OF	3 617 131	40 088 758	3 677 714	36 527 661
	TAIWAN	4 835 903	68 264 750	4 800 600	67 017 784
	CHINA	4 875 826	41 719 236	12 665 822	72 401 599
	THAILAND	739 275	6 377 252	795 293	8 522 315
	SINGAPORE	157	11 932	85 342	165 787
	PHILIPPINES	300	9 983	65	675
	MALAYSIA	552	15 870	47 928	208 913
	MYANMAR	0	0	3 000	7 200
	CAMBODIA	6 078	73 335	7 237	117 900
	NEPAL	56	553	0	0
	VIET NAM	470 773	4 330 684	671 525	6 748 241
	INDIA	3 890	56 043	173 084	494 955
	SRI LANKA	14	73	5	62
	INDONESIA	6 648	49 063	0	0
	KUWAIT	30	691	0	0
	TURKEY	19 678	86 235	7 731	139 519
	UNITED ARAB EMIRATES	72	712	96	890
	RWANDA	0	0	1 186	11 688
	AUSTRALIA	9	60	595	16 151
	NEW ZEALAND	0	0	7	526
	FIJI	0	0	39	755
	UNITED STATES	88 651	726 293	9 865	284 290
	CANADA	2	77	0	0
	MEXICO	0	0	30	239
	HONDURAS	1	71	1 165	6 226
	UNITED KINGDOM	845	5 273	11 951	91 286
	NETHERLANDS	42	632	0	0
	FRANCE	64	3 117	270	11 655
	GERMANY, FED. REP. OF	740	18 461	437	9 152
	AUSTRIA	2 065	142 925	945	49 829
	BELGIUM	5 763	95 387	27 340	451 481
	SWITZERLAND	218	23 917	405	17 216
	ITALY	3 372	161 933	2 474	155 669
	PORTUGAL	20	1 006	0	0
	BULGARIA	0	0	3 698	103 242
	SUB TOTAL	**15 450 096**	**176 739 151**	**23 474 821**	**201 925 539 ***
5407530000	**WOVEN FABRICS OF SYNT FILAMENT YARN FROMPOLYESTER CONT >85% ;OFYARN OF DIFFERENT**				
65315	JAPAN	161	19 488	0	0
	HONG KONG	2 243	17 102	1 467	10 876
	KOREA, REPUBLIC OF	247 228	799 939	120 972	474 280
	TAIWAN	17 002	71 108	100 407	360 747
	CHINA	479 682	1 225 694	1 059 427	2 535 353
	THAILAND	30	691	6 285	129 858
	SINGAPORE	109	2 644	168	8 351
	VIET NAM	0	0	632	4 876
	INDIA	69 686	236 650	215 329	794 834
	UNITED STATES	26	507	4	147
	NICARAGUA	0	0	130	2 038
	UNITED KINGDOM	0	0	2	486
	FRANCE	5	993	0	0
	GERMANY, FED. REP. OF	5	1 217	12	268
	BELGIUM	634	10 019	759	11 971
	DENMARK	0	0	920	62 255
	ITALY	0	0	40	956
	SPAIN	0	0	97	2 259
	SUB TOTAL	**816 811**	**2 386 052**	**1 506 651**	**4 399 555 ***
5407540000	**WOVEN FABRICS OF SYNT FILAMENT YARN FROMPOLYESTER CONT >85% ; PRINTED**				
65315	JAPAN	46 273	349 386	83 947	686 642
	HONG KONG	58 282	1 166 635	40 342	571 492
	KOREA, REPUBLIC OF	325 572	5 176 833	604 969	7 653 683
	TAIWAN	63 743	1 110 806	64 781	1 096 859
	CHINA	662 925	5 704 800	3 320 957	13 218 702
	THAILAND	2 362	52 275	3 123	67 091
	SINGAPORE	2 827	58 757	0	0
	MALAYSIA	65 400	300 713	78 130	311 624
	VIET NAM	0	0	13 412	114 303

http://www.bps.go.id

HS / SITC	COMMODITY DESCRIPTION / COUNTRY OF ORIGIN	JANUARY - DECEMBER 2015		JANUARY - DECEMBER 2016	
		NET WEIGHT (KG)	CIF VALUE (US$)	NET WEIGHT (KG)	CIF VALUE (US$)
	INDIA	3 154	32 846	1 365	16 127
	BANGLADESH	0	0	13	218
	INDONESIA	8 577	40 999	0	0
	TURKEY	0	0	42	1 400
	AUSTRALIA	24	519	15	321
	UNITED STATES	12 982	173 221	11 543	143 089
	CANADA	0	0	2	7
	COLOMBIA	26	854	0	0
	PARAGUAY	0	0	11	2 098
	UNITED KINGDOM	56	1 407	0	0
	NETHERLANDS	18	576	0	0
	FRANCE	32	1 062	119	3 277
	GERMANY, FED. REP. OF	5	88	23	1 003
	BELGIUM	29	667	189	2 969
	ITALY	3	18	33	2 421
	ROMANIA	0	0	990	10 941
	SUB TOTAL	**1 252 290**	**14 172 462**	**4 224 006**	**23 904 267 ***
5407610010	**OTH WOVEN FABRICS,CONT>=85% OF BY WEIGHTOFNONTEXTURED POLYST FILAMNT:BLEACHED&NO**				
65316	JAPAN	55 691	928 767	65 677	1 277 400
	HONG KONG	328 728	3 643 915	410 141	3 568 362
	KOREA, REPUBLIC OF	969 904	13 811 827	1 035 296	12 771 404
	TAIWAN	155 637	1 519 155	132 704	1 293 390
	CHINA	8 406 848	38 816 379	17 983 762	65 594 337
	THAILAND	18 824	186 403	19 925	176 556
	SINGAPORE	1 506	23 064	0	0
	PHILIPPINES	224	4 400	0	0
	MALAYSIA	6 230	45 917	8 594	76 332
	CAMBODIA	803	8 325	111	155
	VIET NAM	604	5 369	4 528	50 231
	INDIA	23 726	430 613	4 096	39 041
	TURKEY	266	6 504	12	262
	UNITED STATES	3 955	54 465	183	3 340
	CANADA	5	82	1 785	27 349
	UNITED KINGDOM	936	52 003	0	0
	NETHERLANDS	0	0	6	134
	FRANCE	0	0	28	2 733
	GERMANY, FED. REP. OF	64	2 844	56	2 224
	ITALY	3 529	118 929	725	41 276
	SPAIN	0	0	113	1 321
	SUB TOTAL	**9 977 480**	**59 658 961**	**19 667 742**	**84 925 847 ***
5407610090	**OTH WOVEN FABRICS,CONT>=85% OF BY WEIGHTOFNONTEXTURED POLYST FILAMNT: OTHER**				
65316	JAPAN	623 106	11 320 879	536 839	10 903 908
	HONG KONG	188 220	2 336 567	219 933	3 014 527
	KOREA, REPUBLIC OF	1 197 615	19 921 405	1 566 925	22 263 390
	TAIWAN	1 395 839	19 082 704	1 374 894	18 697 804
	CHINA	12 445 478	41 846 746	38 691 858	100 234 332
	THAILAND	121 051	1 634 717	125 869	2 173 067
	SINGAPORE	27 510	153 094	60 528	111 818
	MALAYSIA	28 940	78 518	110 821	234 946
	CAMBODIA	25	43	20	27
	BRUNEI DARUSSALAM	0	0	108	26 815
	LAO PEOPLE'S DEM. REP.	0	0	20	68
	VIET NAM	367 317	4 913 223	444 919	4 631 866
	INDIA	6 608	91 129	27 105	71 951
	PAKISTAN	26	69	0	0
	BANGLADESH	0	0	3	5
	SRI LANKA	0	0	77	1 576
	INDONESIA	1 107	23 361	2	167
	TURKEY	40	684	144	1 299
	UNITED ARAB EMIRATES	42	646	0	0
	QATAR	9	879	0	0
	MOROCCO	0	0	27	394
	TUNISIA	1 131	23 520	0	0
	SOUTH AFRICA	122	2 977	48	824
	AUSTRALIA	574	6 848	1 832	80 241
	NEW ZEALAND	6	83	15	263
	UNITED STATES	35 144	636 578	31 430	728 030
	CANADA	820	44 780	155	10 918
	COLOMBIA	0	0	6	104

http://www.bps.go.id

HS / SITC	COMMODITY DESCRIPTION / COUNTRY OF ORIGIN	JANUARY - DECEMBER 2015		JANUARY - DECEMBER 2016	
		NET WEIGHT (KG)	CIF VALUE (US$)	NET WEIGHT (KG)	CIF VALUE (US$)
	BELIZE	12	95	0	0
	UNITED KINGDOM	275	22 184	107	4 094
	NETHERLANDS	4	65	0	0
	FRANCE	192	12 807	10 971	105 979
	GERMANY, FED. REP. OF	2 371	47 633	927	28 895
	BELGIUM	1 495	7 273	112	1 413
	SWITZERLAND	3 078	257 333	42	679
	DENMARK	5	45	0	0
	FINLAND	0	0	14	412
	ITALY	2 937	96 953	8 821	259 425
	SPAIN	0	0	349	12 847
	ROMANIA	0	0	4	268
	SUB TOTAL	**16 451 099**	**102 563 838**	**43 214 925**	**163 602 352 ***
5407690010	**OTH WOVEN FABRICS,CONT>=85% OF BY WEIGHTOF POLYST FILAMNT: UNBLEACHED ORBLEACHED**				
65317	JAPAN	4	1 102	251	10 992
	HONG KONG	469 468	3 177 894	298 756	1 805 459
	KOREA, REPUBLIC OF	1 360 696	12 286 206	1 582 281	15 175 612
	TAIWAN	770 053	6 770 780	705 378	6 375 869
	CHINA	2 231 134	20 404 786	3 909 072	33 672 320
	THAILAND	347 913	2 524 270	487 937	3 512 992
	SINGAPORE	76	838	0	0
	MALAYSIA	70	787	117 691	258 320
	VIET NAM	154 075	974 428	105 685	673 830
	INDIA	725	9 452	93	1 929
	PAKISTAN	7 571	69 868	2 576	41 067
	SRI LANKA	12	12	0	0
	TURKEY	3 925	53 383	32 566	445 658
	UNITED ARAB EMIRATES	74	603	67	1 025
	SOUTH AFRICA	90	1 741	0	0
	AUSTRALIA	0	0	60	1 286
	UNITED STATES	1 437	12 466	24 879	189 052
	COLOMBIA	0	0	14	407
	UNITED KINGDOM	0	0	20	1 066
	FRANCE	0	0	16	417
	BELGIUM	0	0	225	2 506
	ITALY	45	1 702	17 159	367 604
	SPAIN	30	1 114	0	0
	ROMANIA	0	0	221	1 813
	SUB TOTAL	**5 347 398**	**46 291 432**	**7 284 947**	**62 539 224 ***
5407690090	**OTH WOVEN FABRICS,CONT>=85% OF BY WEIGHTOF POLYST FILAMNT: OTHER**				
65317	JAPAN	26 742	535 024	19 243	501 845
	HONG KONG	164 537	2 059 840	182 349	2 399 317
	KOREA, REPUBLIC OF	1 761 444	23 591 144	1 716 626	22 529 945
	TAIWAN	645 365	9 120 987	729 833	11 430 822
	CHINA	4 953 760	27 328 679	6 463 959	25 861 151
	THAILAND	3 892	43 530	10 497	134 439
	SINGAPORE	67 679	1 057 970	7 867	30 162
	MALAYSIA	45 145	64 842	24 378	54 672
	MYANMAR	0	0	87	979
	VIET NAM	69 522	408 714	36 736	257 016
	INDIA	63	974	809	15 501
	PAKISTAN	12	206	17	182
	SRI LANKA	21	587	235	7 511
	TURKEY	29	953	2 546	59 857
	UNITED ARAB EMIRATES	35	998	120	765
	SOUTH AFRICA	56	1 414	0	0
	AUSTRALIA	25	473	1	41
	NEW ZEALAND	370	3 639	3	62
	AMERICAN SAMOA	47	308	0	0
	UNITED STATES	39 233	467 138	13 723	130 791
	MEXICO	0	0	1	1
	BELIZE	12	95	0	0
	UNITED KINGDOM	37	1 113	57	2 087
	NETHERLANDS	0	0	201	9 842
	FRANCE	34	1 295	88	1 184
	GERMANY, FED. REP. OF	0	0	5	310
	BELGIUM	120	2 859	419	5 710
	ITALY	7 213	263 592	245	5 904

http://www.bps.go.id

HS / SITC	COMMODITY DESCRIPTION / COUNTRY OF ORIGIN	JANUARY - DECEMBER 2015		JANUARY - DECEMBER 2016	
		NET WEIGHT (KG)	CIF VALUE (US$)	NET WEIGHT (KG)	CIF VALUE (US$)
	SPAIN	108	3 768	11 647	148 344
	SUB TOTAL	**7 785 501**	**64 960 142**	**9 221 692**	**63 588 440 ***
5407710000	**OTH WOVEN FABRICS,CONT>=85% OF BY WEIGHTOF SYNTHET FILAMNT:UNBLEACHED ORBLEACHED**				
65317	JAPAN	36 669	520 130	25 358	433 863
	HONG KONG	31 597	185 112	28 384	177 599
	KOREA, REPUBLIC OF	612 619	7 407 372	711 236	8 161 991
	TAIWAN	202 776	1 040 508	15 663	294 145
	CHINA	5 031 588	19 598 831	5 990 860	24 546 025
	SINGAPORE	10 534	43 658	6 628	25 878
	PHILIPPINES	76	1 263	0	0
	MALAYSIA	0	0	7 541	17 469
	CAMBODIA	7 220	464 247	0	0
	VIET NAM	395	6 252	16 253	317 100
	TURKEY	7 556	62 086	0	0
	AUSTRALIA	129	1 247	0	0
	NEW ZEALAND	56	2 083	0	0
	UNITED STATES	0	0	73	1 439
	CANADA	0	0	1	1
	FRANCE	6	576	0	0
	ITALY	96	1 367	0	0
	BULGARIA	0	0	69	922
	SUB TOTAL	**5 941 317**	**29 334 732**	**6 802 066**	**33 976 432 ***
5407720000	**OTH WOVEN FABRICS,CONT>=85% OF BY WEIGHTOF SYNTHET FILAMNT: DYED**				
65317	JAPAN	1 721	18 582	325	6 449
	HONG KONG	4 634	65 744	4 391	92 016
	KOREA, REPUBLIC OF	80 708	1 477 980	42 889	610 788
	TAIWAN	524 238	12 774 745	433 577	12 097 821
	CHINA	229 784	2 525 505	429 026	5 569 413
	THAILAND	1 035	10 611	996	9 707
	SINGAPORE	0	0	893	34 450
	MALAYSIA	27 508	31 965	0	0
	CAMBODIA	2 354	45 780	3 975	66 138
	VIET NAM	61 012	1 133 756	23 249	343 258
	INDIA	0	0	12 194	130 931
	PAKISTAN	7 826	97 627	0	0
	UNITED ARAB EMIRATES	115	3 798	0	0
	UNITED STATES	118	7 951	81	1 785
	FRANCE	23	2 181	7	2 100
	GERMANY, FED. REP. OF	17 959	922 988	9 117	474 009
	BELGIUM	156	1 360	8	163
	SWITZERLAND	511	17 205	0	0
	ITALY	10 565	568 703	2 490	93 554
	SPAIN	0	0	18	566
	HUNGARY	0	0	7	498
	SUB TOTAL	**970 267**	**19 706 481**	**963 243**	**19 533 646 ***
5407730000	**OTH WOVEN FABRICS,CONT>=85% OF BY WEIGHTOF SYNTHET FILAMNT: OF YARN OF DIFFERENT**				
65317	KOREA, REPUBLIC OF	1 522	19 286	3 531	54 950
	CHINA	27 463	151 410	1 708	5 237
	INDIA	99	2 305	0	0
	INDONESIA	6 033	46 165	8 980	46 533
	UNITED STATES	1 485	99 026	0	0
	UNITED KINGDOM	0	0	37	1 420
	FRANCE	0	0	22	2 886
	BELGIUM	0	0	25	1 056
	SPAIN	386	6 031	121	1 532
	SUB TOTAL	**36 988**	**324 223**	**14 424**	**113 614 ***
5407740000	**OTH WOVEN FABRICS,CONT>=85% OF BY WEIGHTOF SYNTHET FILAMNT: PRINTED**				
65317	JAPAN	0	0	3	27
	HONG KONG	1 479	8 038	0	0
	KOREA, REPUBLIC OF	20 164	358 171	39 656	669 651
	TAIWAN	21 524	231 760	6 449	96 544
	CHINA	249 325	2 243 951	159 169	1 649 125
	PAKISTAN	0	0	1	1
	UNITED STATES	4 132	18 855	0	0

http://www.bps.go.id

HS / SITC	COMMODITY DESCRIPTION / COUNTRY OF ORIGIN	JANUARY - DECEMBER 2015		JANUARY - DECEMBER 2016	
		NET WEIGHT (KG)	CIF VALUE (US$)	NET WEIGHT (KG)	CIF VALUE (US$)
	FRANCE	120	6 103	283	12 473
	SUB TOTAL	**296 744**	**2 866 878**	**205 561**	**2 427 821 ***
5407810000	**OTH WOVEN FABRICS,CONT<85% OF BY WEIGHTOF SYNTHET FILAMNT-MIXED; BLEACHED OR NO**				
65318	JAPAN	5 759	71 008	14 842	304 717
	HONG KONG	5 630	52 166	6 203	66 151
	KOREA, REPUBLIC OF	65 092	1 125 740	26 667	417 286
	TAIWAN	1 227	36 083	345	10 339
	CHINA	274 502	3 068 474	302 205	2 936 067
	INDIA	5 342	53 658	35 982	410 669
	SRI LANKA	61	1 931	0	0
	TURKEY	3 520	133 459	0	0
	AUSTRALIA	1 551	28 569	2 436	85 567
	UNITED STATES	1	1	0	0
	UNITED KINGDOM	1 986	57 351	10 717	278 945
	BELGIUM	0	0	78	605
	ITALY	421	18 607	3	92
	ROMANIA	0	0	6 044	95 182
	SUB TOTAL	**365 092**	**4 647 047**	**405 522**	**4 605 620 ***
5407820000	**OTH WOVEN FABRICS,CONT<85% OF BY WEIGHTOF SYNTHET FILAMNT-MIXED; DYED**				
65318	JAPAN	51 339	813 452	47 038	1 053 230
	HONG KONG	112 075	1 361 239	76 125	817 744
	KOREA, REPUBLIC OF	49 347	1 222 372	245 358	2 236 897
	TAIWAN	115 974	1 095 954	36 529	394 362
	CHINA	526 904	4 239 628	379 735	3 793 251
	SINGAPORE	14	39	706	7 138
	CAMBODIA	0	0	181	1 077
	VIET NAM	0	0	6 817	77 499
	INDIA	4	31	41	2 833
	TURKEY	8 591	132 063	0	0
	UNITED ARAB EMIRATES	0	0	3	75
	UNITED STATES	0	0	5	196
	CANADA	1	1	1	1
	UNITED KINGDOM	1 715	13 753	24	950
	FRANCE	0	0	28	2 060
	BELGIUM	4 313	79 675	632	7 694
	ITALY	5 391	114 028	4 321	124 225
	PORTUGAL	387	2 826	295	2 426
	SUB TOTAL	**876 055**	**9 075 061**	**797 839**	**8 521 658 ***
5407830000	**OTH WOVEN FABRICS,CONT<85% OF BY WEIGHTOF SYNTHET FILAMNT-MIXED;OFYARN DIFERENT**				
65318	JAPAN	7	59	0	0
	HONG KONG	936	16 137	1 371	10 743
	KOREA, REPUBLIC OF	0	0	189	6 423
	TAIWAN	15 555	98 116	182	1 211
	CHINA	6 162	73 896	27 012	156 057
	SINGAPORE	17 882	48 431	0	0
	INDIA	0	0	61 287	340 645
	UNITED KINGDOM	0	0	87	5 247
	FRANCE	0	0	5	1 301
	GERMANY, FED. REP. OF	0	0	3	352
	BELGIUM	86	951	119	2 285
	ITALY	78	2 075	23	772
	SPAIN	0	0	72	1 931
	SUB TOTAL	**40 706**	**239 665**	**90 350**	**526 967 ***
5407840000	**OTH WOVEN FABRICS,CONT<85% OF BY WEIGHTOF SYNTHET FILAMNT-MIXED; PRINTED**				
65318	JAPAN	3 612	53 285	160	7 139
	HONG KONG	4 408	67 246	9	136
	KOREA, REPUBLIC OF	63 083	1 164 642	45 969	768 836
	TAIWAN	913	14 337	60	781
	CHINA	24 734	201 100	17 224	243 456
	SINGAPORE	840	11 686	0	0
	UNITED STATES	0	0	2	25
	NETHERLANDS	120	1 119	0	0
	SUB TOTAL	**97 710**	**1 513 415**	**63 424**	**1 020 373 ***

http://www.bps.go.id

HS / SITC	COMMODITY DESCRIPTION / COUNTRY OF ORIGIN	JANUARY - DECEMBER 2015		JANUARY - DECEMBER 2016	
		NET WEIGHT (KG)	CIF VALUE (US$)	NET WEIGHT (KG)	CIF VALUE (US$)
5407910000	**WOVEN FABRICS OF SYNT FILAMENT YARN OFOTHER WOVEN FABRIC; UNBLEACHED OR NOT**				
65319	JAPAN	31 706	190 086	12 094	184 375
	HONG KONG	13 251	146 867	23 906	291 928
	KOREA, REPUBLIC OF	6 089	69 775	3 932	26 800
	TAIWAN	12 523	85 082	47 903	307 340
	CHINA	710 493	2 220 227	138 952	960 950
	THAILAND	0	0	222	1 130
	SINGAPORE	172	3 448	0	0
	INDIA	342	6 933	0	0
	ITALY	89	2 973	0	0
	SUB TOTAL	**774 665**	**2 725 391**	**227 009**	**1 772 523 ***
5407920000	**WOVEN FABRICS OF SYNT FILAMENT YARN OFOTHER WOVEN FABRIC; DYED**				
65319	JAPAN	9 452	175 799	17 563	411 667
	HONG KONG	84 999	529 303	1 389	28 176
	KOREA, REPUBLIC OF	28 527	354 253	36 995	492 786
	TAIWAN	606 917	3 782 447	460 435	2 986 330
	CHINA	626 226	4 937 555	640 407	3 813 433
	MACAU	0	0	1	4
	THAILAND	483	6 299	2 815	59 630
	SINGAPORE	4	34	120	1 990
	MALAYSIA	43	164	41	156
	CAMBODIA	0	0	35	751
	VIET NAM	2 396	22 722	44 515	1 531 360
	INDIA	3	30	90	1 096
	PAKISTAN	39	157	98	422
	BANGLADESH	0	0	130	642
	SRI LANKA	29	110	0	0
	TURKEY	22	613	26	1 618
	UNITED ARAB EMIRATES	0	0	13	153
	AUSTRALIA	59	670	123	2 324
	UNITED STATES	12	715	74	4 030
	UNITED KINGDOM	264	6 091	964	22 115
	FRANCE	18	354	61	5 076
	GERMANY, FED. REP. OF	130	2 561	51	2 121
	BELGIUM	217	4 425	372	4 787
	SWITZERLAND	0	0	5	560
	DENMARK	0	0	26	3 330
	SWEDEN	106	1 066	267	3 998
	ITALY	212	9 271	310	31 167
	SPAIN	0	0	2	183
	ROMANIA	0	0	23	851
	BULGARIA	0	0	15	289
	RUSSIA FEDERATION	0	0	26	361
	SUB TOTAL	**1 360 158**	**9 834 639**	**1 206 992**	**9 411 406 ***
5407930000	**WOVEN FABRICS OF SYNT FILAMENT YARN OFOTHER WOVEN FABRIC;OF YARN DIFFERENT CLR**				
65319	JAPAN	160	3 823	0	0
	HONG KONG	2 477	25 018	0	0
	KOREA, REPUBLIC OF	0	0	15 345	219 125
	TAIWAN	49	1 181	0	0
	CHINA	29 302	182 190	47 073	527 606
	THAILAND	1 358	20 337	392	5 032
	SINGAPORE	292	7 959	0	0
	INDIA	19	534	12 526	34 319
	TURKEY	6 014	98 155	1 340	28 924
	UNITED ARAB EMIRATES	64	2 175	0	0
	AUSTRALIA	72	1 689	82	721
	UNITED STATES	665	17 079	764	12 682
	COLOMBIA	22	1 255	0	0
	UNITED KINGDOM	132	2 955	68	6 479
	NETHERLANDS	16	506	38	1 418
	FRANCE	5	796	2	254
	GERMANY, FED. REP. OF	32	6 441	4	522
	BELGIUM	504	10 885	227	2 867
	ITALY	41	4 550	13	805
	SPAIN	19	610	0	0
	SUB TOTAL	**41 243**	**388 138**	**77 874**	**840 754 ***

http://www.bps.go.id

HS / SITC	COMMODITY DESCRIPTION / COUNTRY OF ORIGIN	JANUARY - DECEMBER 2015		JANUARY - DECEMBER 2016	
		NET WEIGHT (KG)	CIF VALUE (US$)	NET WEIGHT (KG)	CIF VALUE (US$)
5407940000	**WOVEN FABRICS OF SYNT FILAMENT YARN OFOTHER WOVEN FABRIC; PRINTED**				
65319	JAPAN	29	649	1	3
	HONG KONG	1 389	25 346	319	9 423
	KOREA, REPUBLIC OF	383	2 681	6 841	93 402
	TAIWAN	82	1 365	0	0
	CHINA	20 292	252 822	11 549	175 598
	THAILAND	89	1 208	1	1
	SINGAPORE	79	601	21	5 845
	VIET NAM	846	6 591	0	0
	INDIA	0	0	12	155
	UNITED ARAB EMIRATES	200	8 507	0	0
	AUSTRALIA	145	2 315	633	5 665
	UNITED STATES	113	3 253	134	4 195
	UNITED KINGDOM	3	112	19	1 540
	NETHERLANDS	0	0	6	266
	FRANCE	0	0	1	32
	BELGIUM	0	0	14	226
	ITALY	0	0	16	324
	SPAIN	0	0	10	514
	SUB TOTAL	**23 650**	**305 450**	**19 577**	**297 189 ***
5408100010	**WOVEN FABRICS OFARTIFICIAL FILAMENT YARNFROMHIGH TENACTY YARNOF VISCOSE:UNBLEACH**				
65351	JAPAN	23	685	17	545
	HONG KONG	48 099	791 078	14 674	304 917
	KOREA, REPUBLIC OF	17 028	251 316	11 534	125 680
	TAIWAN	1 003	5 713	1 234	20 831
	CHINA	102 198	809 108	410 292	1 616 283
	THAILAND	4 863	44 603	0	0
	INDIA	2 556	67 116	3 494	54 877
	TURKEY	436	9 028	0	0
	UNITED STATES	46	1 193	7 144	132 662
	FRANCE	0	0	72	5 781
	GERMANY, FED. REP. OF	136	5 272	162	5 766
	ITALY	3 481	147 198	4 829	178 786
	SUB TOTAL	**179 869**	**2 132 310**	**453 452**	**2 446 128 ***
5408100090	**WOVEN FABRICS OFARTIFICIAL FILAMENT YARNFROM HIGH TENACITY YARN OF VISCOSE: OTH**				
65351	JAPAN	0	0	13	459
	HONG KONG	135 993	1 742 535	99 887	1 590 663
	KOREA, REPUBLIC OF	463 056	3 951 865	599 008	6 565 190
	TAIWAN	76 041	804 170	78 869	828 816
	CHINA	5 422 296	28 814 878	2 463 410	28 886 304
	THAILAND	1 524	2 538	7 238	18 168
	VIET NAM	3 221	85 675	2 620	34 542
	INDIA	2 078	11 156	19 827	278 704
	PAKISTAN	2 916	3 075	0	0
	TURKEY	1 140	31 238	14 882	258 903
	KENYA	0	0	23	252
	UNITED STATES	5 800	70 854	4 680	76 919
	CANADA	333	5 317	338	8 193
	BRAZIL	0	0	13	404
	FRANCE	0	0	45	1 234
	GERMANY, FED. REP. OF	2 653	52 404	51	1 556
	AUSTRIA	0	0	5	646
	SWITZERLAND	940	10 275	0	0
	GIBRALTAR	344	4 293	0	0
	ITALY	9 614	332 642	1 006	39 241
	SPAIN	0	0	7 204	116 363
	SUB TOTAL	**6 127 949**	**35 922 915**	**3 299 119**	**38 706 557 ***
5408210000	**WOVEN FABRICS OFARTIFICIAL FILAMENT YARNCONT >85% WEIGHT : UMBLEACHED OR NO**				
65352	HONG KONG	4 922	27 313	28 299	172 937
	KOREA, REPUBLIC OF	325 108	3 180 550	291 866	2 946 550
	TAIWAN	6 428	52 180	6 657	71 113
	CHINA	75 162	957 331	208 976	824 926
	THAILAND	0	0	361	540
	MALAYSIA	0	0	61 770	158 749
	INDIA	7	21	0	0
	UNITED STATES	0	0	5 872	77 098

http://www.bps.go.id

HS / SITC	COMMODITY DESCRIPTION / COUNTRY OF ORIGIN	JANUARY - DECEMBER 2015		JANUARY - DECEMBER 2016	
		NET WEIGHT (KG)	CIF VALUE (US$)	NET WEIGHT (KG)	CIF VALUE (US$)
	ITALY	4 999	123 788	0	0
	SUB TOTAL	**416 626**	**4 341 183**	**603 801**	**4 251 913 ***
5408220000	**WOVEN FABRICS OFARTIFICIAL FILAMENT YARNCONT >85% WEIGHT OR STRIP/THE LIKE: DYED**				
65352	JAPAN	16 780	244 560	35 937	782 344
	HONG KONG	63 707	898 644	38 842	497 069
	KOREA, REPUBLIC OF	500 857	5 473 480	433 946	5 010 541
	TAIWAN	7 830	291 238	1 984	17 549
	CHINA	101 231	1 634 692	496 857	4 763 306
	THAILAND	257	3 434	0	0
	VIET NAM	8 598	50 970	0	0
	TURKEY	0	0	5 484	113 847
	AUSTRALIA	0	0	1	10
	UNITED STATES	4 707	84 916	4 723	103 817
	ITALY	5 806	180 555	3 662	124 990
	SUB TOTAL	**709 773**	**8 862 489**	**1 021 436**	**11 413 473 ***
5408230000	**WOVEN FABRICS OFARTIFICIAL FILAMENT YARNCONT >85% WEIGHT:OF YARN OFDIFFERENT CLR**				
65352	JAPAN	121	939	95	2 323
	HONG KONG	91	3 154	0	0
	TAIWAN	8 284	93 664	0	0
	CHINA	2 958	41 526	51 563	771 931
	UNITED STATES	0	0	5	5
	ITALY	34	1 645	904	34 836
	SUB TOTAL	**11 488**	**140 928**	**52 567**	**809 095 ***
5408240000	**WOVEN FABRICS OFARTIFICIAL FILAMENT YARNCONT >85% WEIGHT OR STRIP/THE LIKE:PRINT**				
65352	JAPAN	0	0	1	1
	HONG KONG	2 200	40 866	7 840	126 915
	KOREA, REPUBLIC OF	163 078	1 528 974	235 976	3 641 170
	TAIWAN	19 201	389 949	1 361	31 092
	CHINA	109 492	1 666 044	177 653	2 717 216
	VIET NAM	287	5 157	733	12 015
	KENYA	7	58	0	0
	UNITED STATES	3	20	2 141	78 603
	ITALY	0	0	21	1 546
	SUB TOTAL	**294 268**	**3 631 068**	**425 726**	**6 608 558 ***
5408310000	**WOVEN FABRICS OFARTIFICIAL FILAMENT YARNOTH WOVEN FABRIC: UNBLEACHED OR BLEACHED**				
65359	JAPAN	684	7 485	175	5 758
	KOREA, REPUBLIC OF	14 629	150 029	0	0
	TAIWAN	1 741	6 354	0	0
	CHINA	1 565	21 099	1 053	11 485
	INDIA	0	0	222 319	59 872
	SUB TOTAL	**18 619**	**184 967**	**223 547**	**77 115 ***
5408320000	**WOVEN FABRICS OFARTIFICIAL FILAMENT YARNOTH WOVEN FABRIC: DYED**				
65359	HONG KONG	1 114	14 932	2 765	41 022
	KOREA, REPUBLIC OF	7 056	96 067	8 340	116 655
	CHINA	10 973	190 442	97 224	741 025
	VIET NAM	0	0	53	413
	UNITED STATES	10	588	4	5
	UNITED KINGDOM	35	3 712	7	602
	GERMANY, FED. REP. OF	8	310	26	2 861
	ITALY	1 514	36 366	1 135	24 433
	SUB TOTAL	**20 710**	**342 417**	**109 554**	**927 016 ***
5408330000	**WOVEN FABRICS OFARTIFICIAL FILAMENT YARNOTH WOVEN FABRIC:OF YARN OFDIFFERENT CLR**				
65359	HONG KONG	16	1 489	17	294
	KOREA, REPUBLIC OF	0	0	731	10 486
	CHINA	13 449	223 657	4 484	79 562
	UNITED STATES	7	970	20	387
	CANADA	0	0	1	9
	UNITED KINGDOM	261	11 932	799	15 899
	ITALY	194	24 012	35	10 340
	SUB TOTAL	**13 927**	**262 060**	**6 087**	**116 977 ***

http://www.bps.go.id

HS / SITC	COMMODITY DESCRIPTION / COUNTRY OF ORIGIN	JANUARY - DECEMBER 2015		JANUARY - DECEMBER 2016	
		NET WEIGHT (KG)	CIF VALUE (US$)	NET WEIGHT (KG)	CIF VALUE (US$)
5408340000	**WOVEN FABRICS OFARTIFICIAL FILAMENT YARNOTH WOVEN FABRIC: PRINTED**				
65359	JAPAN	383	15 808	92	1 728
	HONG KONG	0	0	30 488	605 989
	KOREA, REPUBLIC OF	3 023	76 749	0	0
	CHINA	890 019	1 497 831	9 366	202 645
	THAILAND	0	0	62	258
	MALAYSIA	0	0	13	92
	AUSTRALIA	6	197	0	0
	ITALY	88	2 046	0	0
	SUB TOTAL	**893 519**	**1 592 631**	**40 021**	**810 712 ***
5501100000	**SYNTHETIC FILAMENT TOWOF NYLON OR OTHER POLYAMIDES**				
26661	JAPAN	25 377	1 062 914	35 447	896 356
	HONG KONG	2 175	50 977	1 151	33 724
	KOREA, REPUBLIC OF	269 966	8 114 270	183 366	4 699 633
	TAIWAN	71 467	1 472 915	79 157	1 970 733
	CHINA	252 601	3 034 487	335 335	3 933 647
	THAILAND	1 101	9 599	391	3 444
	SINGAPORE	3 780	5 768	0	0
	VIET NAM	3 579	58 177	8 255	156 809
	INDONESIA	0	0	29	199
	UNITED STATES	436	1 726	111	3 441
	UNITED KINGDOM	0	0	8	413
	NETHERLANDS	703	24 537	0	0
	BELGIUM	2 431	15 039	2 109	13 726
	SUB TOTAL	**633 616**	**13 850 409**	**645 359**	**11 712 125 ***
5501200000	**SYNTHETIC FILAMENT TOWOF POLYSTERS**				
26662	JAPAN	78 127	968 123	15 977	377 519
	HONG KONG	13 258	167 909	29 637	1 729 664
	KOREA, REPUBLIC OF	411 928	6 463 282	346 141	6 110 714
	TAIWAN	43 119	307 834	12 265	189 545
	CHINA	408 654	3 085 033	494 315	4 056 642
	THAILAND	23	2 930	507	15 103
	SINGAPORE	538	5 670	6	279
	MALAYSIA	9 400	105 027	44 640	19 418
	VIET NAM	3 562	43 194	5 121	60 902
	AUSTRALIA	758	848	0	0
	UNITED STATES	219	20 460	2 817	141 611
	GERMANY, FED. REP. OF	382	6 144	0	0
	SWITZERLAND	62	893	0	0
	SUB TOTAL	**970 030**	**11 177 347**	**951 426**	**12 701 397 ***
5501300000	**SYNTHETIC FILAMENT TOWOF ACRYLIC OR MODACRYLIC**				
26663	JAPAN	3 047 281	15 955 959	2 756 322	13 185 390
	HONG KONG	0	0	1	1
	KOREA, REPUBLIC OF	3 657 431	9 142 964	9 514 895	17 166 447
	TAIWAN	1 484 564	3 190 768	1 183 134	1 938 017
	CHINA	209 965	491 547	804 486	1 948 692
	THAILAND	31 644 592	60 758 549	24 098 464	38 925 497
	SINGAPORE	80	1 464	87	2 475
	INDIA	25 110	60 263	0	0
	TURKEY	275 879	561 660	114 367	202 335
	TOGO	12 760	36 980	0	0
	NIGERIA	0	0	3	4
	UNITED STATES	162	3 522	0	0
	PERU	50 418	122 240	151 318	274 827
	FRANCE	289	12 634	0	0
	GERMANY, FED. REP. OF	417 118	969 869	418 800	668 020
	SUB TOTAL	**40 825 649**	**91 308 419**	**39 041 877**	**74 311 705 ***
5501400000	**SYNTHETIC FILAMENT TOWOF POLYPROPYLENE**				
26669	JAPAN	1	8	6	85
	HONG KONG	0	0	18	262
	KOREA, REPUBLIC OF	3 502	19 702	33	703
	CHINA	181 633	443 187	248 799	548 506
	MALAYSIA	34 238	76 416	13 206	32 622
	UNITED STATES	0	0	3	85
	SUB TOTAL	**219 374**	**539 313**	**262 065**	**582 263 ***

http://www.bps.go.id

HS / SITC	COMMODITY DESCRIPTION / COUNTRY OF ORIGIN	JANUARY - DECEMBER 2015		JANUARY - DECEMBER 2016	
		NET WEIGHT (KG)	CIF VALUE (US$)	NET WEIGHT (KG)	CIF VALUE (US$)
5501900000	**SYNTHETIC FILAMENT TOWOTHER**				
26669	JAPAN	48 428	736 083	21 231	375 578
	HONG KONG	713	32 933	16 045	115 683
	KOREA, REPUBLIC OF	53 022	535 727	20 040	207 055
	TAIWAN	4 872	33 951	11 575	129 991
	CHINA	48 125	249 078	57 897	256 102
	THAILAND	22 637	423 672	3 657	69 013
	SINGAPORE	91 077	474 871	97 949	590 661
	PHILIPPINES	78	1 368	0	0
	MALAYSIA	0	0	1 612	14 934
	INDONESIA	0	0	4 706	46 893
	AUSTRALIA	1 973	44 951	0	0
	MEXICO	0	0	664	4 769
	ARGENTINA	8 973	1 342 496	0	0
	UNITED KINGDOM	6 121	111 242	5 388	58 126
	NETHERLANDS	18 309	126 142	0	0
	GERMANY, FED. REP. OF	9 295	151 844	6 313	58 073
	AUSTRIA	6 079	121 879	33 732	627 277
	ITALY	42 361	861 022	134 958	2 847 222
	SUB TOTAL	**362 063**	**5 247 259**	**415 767**	**5 401 377 ***
5502000000	**ARTIFICIAL FILAMENT TOW**				
26712	JAPAN	9 351 746	55 242 612	8 052 797	44 709 253
	KOREA, REPUBLIC OF	7 006 429	41 104 602	9 691 562	52 175 699
	CHINA	7 794	22 899	83 743	305 970
	THAILAND	4 739	44 748	17 176	94 680
	SINGAPORE	2 272	15 584	601 830	3 153 941
	PHILIPPINES	118 988	663 953	117 978	651 762
	INDIA	3 261	27 719	0	0
	UNITED ARAB EMIRATES	22 694	180 321	9 322	65 583
	UNITED STATES	13 110 005	84 467 847	11 210 642	69 090 175
	MEXICO	0	0	93 844	494 479
	UNITED KINGDOM	10 482	73 075	0	0
	NETHERLANDS	3 091 972	18 206 910	5 162 488	30 650 502
	GERMANY, FED. REP. OF	3 109 909	20 651 929	3 102 143	18 315 621
	BELGIUM	0	0	22 916	120 118
	SWITZERLAND	257 811	1 572 498	0	0
	SPAIN	966	3 300	0	0
	HUNGARY	0	0	37 812	211 309
	SUB TOTAL	**36 099 068**	**222 277 997**	**38 204 253**	**220 039 092 ***
5503110000	**SYNTHETIC STAPLE FIBRES OF NYLON OR OTHRPOLYAMIDES OF ARAMIDS**				
26651	JAPAN	94 367	2 232 112	133 455	2 214 724
	KOREA, REPUBLIC OF	12 300	129 150	0	0
	TAIWAN	15	1 115	30	990
	CHINA	0	0	2 474	50 374
	THAILAND	307	2 160	32 598	311 125
	UNITED STATES	1 053	38 893	10 995	1 207 676
	UNITED KINGDOM	31	836	60	1 928
	NETHERLANDS	26 077	625 973	44 470	1 086 496
	SPAIN	0	0	975	20 948
	SUB TOTAL	**134 150**	**3 030 239**	**225 057**	**4 894 261 ***
5503190000	**SYNTHETIC STAPLE FIBRES OF NYLON OR OTHRPOLYAMIDES OF OTH THAN ARAMIDS**				
26651	JAPAN	124 345	963 576	100 166	457 869
	HONG KONG	90	4 588	0	0
	KOREA, REPUBLIC OF	0	0	3 553	16 452
	TAIWAN	16 328	62 168	986 152	2 455 458
	CHINA	102 140	379 798	112 182	351 187
	THAILAND	0	0	23	220
	SINGAPORE	0	0	18 025	29 200
	UNITED STATES	475	228 911	0	0
	UNITED KINGDOM	10 528	26 913	0	0
	NETHERLANDS	0	0	1 307	126 380
	FRANCE	0	0	1 129	6 116
	GERMANY, FED. REP. OF	0	0	33	296
	SUB TOTAL	**253 906**	**1 665 954**	**1 222 570**	**3 443 178 ***

http://www.bps.go.id

HS / SITC	COMMODITY DESCRIPTION / COUNTRY OF ORIGIN	JANUARY - DECEMBER 2015		JANUARY - DECEMBER 2016	
		NET WEIGHT (KG)	CIF VALUE (US$)	NET WEIGHT (KG)	CIF VALUE (US$)
5503200000	**SYNTHETIC STAPLE FIBRES OF POLYESTERS**				
26652	JAPAN	2 400 546	5 059 331	436 808	1 341 926
	HONG KONG	87	2 882	4 138	53 178
	KOREA, REPUBLIC OF	12 039 434	17 138 516	12 758 501	15 518 176
	TAIWAN	3 616 011	5 009 504	3 276 503	3 919 711
	CHINA	53 351 939	57 599 982	96 172 787	89 494 778
	THAILAND	11 900 411	13 335 745	18 927 010	20 077 083
	SINGAPORE	50 206	245 395	39 095	81 132
	MALAYSIA	8 363 511	10 189 322	8 703 723	9 824 858
	VIET NAM	4 771 647	5 113 026	688	722
	INDIA	9 767 816	11 043 610	9 730 325	9 433 130
	INDONESIA	0	0	207 483	257 435
	BRAZIL	315 325	583 591	0	0
	UNITED KINGDOM	31 529	39 982	22 282	25 731
	NETHERLANDS	0	0	10	682
	GERMANY, FED. REP. OF	10 584	42 849	3 998	15 005
	AUSTRIA	28 130	113 450	0	0
	BELGIUM	0	0	47 314	78 067
	SWITZERLAND	0	0	387 600	367 574
	KYRGYZSTAN	25 200	41 076	0	0
	SUB TOTAL	**106 672 376**	**125 558 261**	**150 718 265**	**150 489 188 ***
5503300000	**SYNTHETIC STAPLE FIBRES OF ACRYLIC ORMODACRYLIC**				
26653	JAPAN	5 895 387	18 477 472	5 723 762	16 129 029
	KOREA, REPUBLIC OF	1 942 815	4 053 233	3 122 797	5 234 468
	TAIWAN	46 789	103 888	40 251	67 868
	CHINA	845	2 019	8 303	12 667
	THAILAND	12 892 819	26 370 540	12 265 323	19 751 937
	MALAYSIA	2 800	36 720	0	0
	VIET NAM	350	2 605	0	0
	BANGLADESH	5 000	25 000	0	0
	TURKEY	0	0	270	1 420
	UNITED STATES	25 277	304 208	36 914	361 970
	NETHERLANDS	30 691	81 332	20 565	49 563
	GERMANY, FED. REP. OF	318	1 564	3 304	8 634
	PORTUGAL	512	3 061	1 024	5 937
	SUB TOTAL	**20 843 603**	**49 461 642**	**21 222 513**	**41 623 493 ***
5503400000	**SYNTHETIC STAPLE FIBRES OF POLYPROPYLENE**				
26659	JAPAN	74 828	178 273	557 209	1 278 994
	HONG KONG	0	0	4 200	17 766
	KOREA, REPUBLIC OF	2 742 280	6 173 888	1 475 100	3 272 949
	TAIWAN	47 304	105 344	0	0
	CHINA	1 743 979	3 183 524	385 799	596 250
	SINGAPORE	1 791	6 625	0	0
	VIET NAM	36 730	64 277	0	0
	UNITED ARAB EMIRATES	0	0	23	287
	AUSTRALIA	23 580	84 029	8 745	31 296
	UNITED STATES	2 605	27 180	0	0
	UNITED KINGDOM	2 280	9 655	2 400	9 755
	GERMANY, FED. REP. OF	5 880	26 206	0	0
	BELGIUM	15 120	45 185	20 160	60 127
	ITALY	0	0	23 743	3 661
	PORTUGAL	0	0	208	803
	SUB TOTAL	**4 696 377**	**9 904 186**	**2 477 587**	**5 271 888 ***
5503900010	**SYNTHETIC STAPLE FIBRES OF OTHER :OF VISCOSE RAYON**				
26659	JAPAN	154 570	438 755	106 464	283 137
	KOREA, REPUBLIC OF	160	1 588	0	0
	TAIWAN	226	3 539	0	0
	CHINA	2 367 416	6 132 688	2 916 320	6 687 169
	THAILAND	0	0	1 840	5 708
	SUB TOTAL	**2 522 372**	**6 576 570**	**3 024 624**	**6 976 014 ***
5503900090	**SYNTHETIC STAPLE FIBRES OF OTHER :OTHER THAN VISCOSE RAYON**				
26659	JAPAN	4 374 130	12 726 334	4 210 314	10 928 790
	HONG KONG	28 820	579 200	36 460	706 400
	KOREA, REPUBLIC OF	40 940	72 578	1 037 747	1 763 778
	TAIWAN	27 926	189 848	47 908	242 195

http://www.bps.go.id

HS / SITC	COMMODITY DESCRIPTION / COUNTRY OF ORIGIN	JANUARY - DECEMBER 2015		JANUARY - DECEMBER 2016	
		NET WEIGHT (KG)	CIF VALUE (US$)	NET WEIGHT (KG)	CIF VALUE (US$)
	CHINA	231 074	602 643	279 601	744 169
	THAILAND	359 590	895 790	1 654 387	3 485 849
	SINGAPORE	0	0	39	983
	MALAYSIA	0	0	275	275
	AUSTRALIA	25 920	82 948	0	0
	UNITED STATES	0	0	1 728	46 135
	GERMANY, FED. REP. OF	0	0	27	240
	SUB TOTAL	**5 088 400**	**15 149 341**	**7 268 486**	**17 918 814 ***
5504100000	**ARTIFICIAL STAPLEFIBRES NOTCARDED,COMBEDOTHWISE PROCSS FOR SPIN:OF RAYON VISKOSA**				
26711	JAPAN	1 510 678	6 764 947	1 032 265	4 943 957
	HONG KONG	11 550 115	20 215 320	9 205 576	19 825 894
	KOREA, REPUBLIC OF	183 526	1 012 727	298 288	1 521 346
	TAIWAN	9 413 644	17 409 912	6 695 042	12 684 601
	CHINA	46 977 554	84 507 341	57 536 104	112 150 474
	THAILAND	14 680 404	24 577 867	10 682 392	20 581 583
	SINGAPORE	0	0	4	67
	MALAYSIA	0	0	25 225	36 817
	VIET NAM	1 290	8 822	23 176	18 077
	INDIA	66 233	134 195	1 360 682	2 058 221
	BANGLADESH	1	1	0	0
	SRI LANKA	0	0	923	2 873
	TURKEY	1	1	0	0
	AUSTRALIA	309	766	0	0
	UNITED STATES	136	9 559	92	3 579
	BELIZE	50	1 672	0	0
	UNITED KINGDOM	50 944	170 385	0	0
	GERMANY, FED. REP. OF	26	537	0	0
	AUSTRIA	2 331 093	5 992 260	2 784 501	7 352 117
	BELGIUM	0	0	1	3
	SWITZERLAND	0	0	94	25 459
	DENMARK	58 399	139 816	0	0
	ITALY	0	0	1 597	67 497
	SUB TOTAL	**86 824 403**	**160 946 128**	**89 645 962**	**181 272 565 ***
5504900000	**ARTIFICIAL STAPLEFIBRES NOTCARDED,COMBEDOTHWISE PROCSFOR SPIN: OTHER RAYON VISKS**				
26711	JAPAN	146 518	568 568	175 377	679 143
	HONG KONG	8 477	235 162	10 986	201 720
	KOREA, REPUBLIC OF	107	648	72	776
	TAIWAN	0	0	5 832	17 496
	CHINA	38 171	530 690	384 516	2 264 944
	THAILAND	608 843	1 293 247	4 056 633	4 586 736
	SINGAPORE	273 673	319 219	252 581	322 375
	INDIA	0	0	98 285	257 463
	SRI LANKA	0	0	1 018 341	15 960
	SAO TOME AND PRINCIPE	0	0	58 457	148 832
	AUSTRALIA	0	0	98 352	252 732
	UNITED STATES	125 620	362 773	130 878	339 776
	UNITED KINGDOM	105 918	309 635	233 658	621 867
	GERMANY, FED. REP. OF	97 619	168 296	0	0
	AUSTRIA	457 226	1 140 240	1 779 773	4 534 654
	SUB TOTAL	**1 862 172**	**4 928 478**	**8 303 741**	**14 244 474 ***
5505100000	**WASTE OF MAN-MADE FIBRESOF SYNTHETIC FIBRES**				
26721	JAPAN	163 247	107 458	224 808	138 700
	KOREA, REPUBLIC OF	13 944	170 555	19 304	278 726
	TAIWAN	60	135	39 260	5 889
	CHINA	20 921	24 420	309	19 767
	THAILAND	0	0	40 154	37 945
	PHILIPPINES	0	0	126 231	40 657
	MALAYSIA	332 001	114 455	111 550	29 381
	MYANMAR	0	0	1	5
	UNITED STATES	12	534	3	179
	BRAZIL	412	140	0	0
	BELGIUM	0	0	25	5 669
	ITALY	19 958	7 764	248 488	51 344
	SUB TOTAL	**550 555**	**425 461**	**810 133**	**608 262 ***

http://www.bps.go.id

HS / SITC	COMMODITY DESCRIPTION / COUNTRY OF ORIGIN	JANUARY - DECEMBER 2015		JANUARY - DECEMBER 2016	
		NET WEIGHT (KG)	CIF VALUE (US$)	NET WEIGHT (KG)	CIF VALUE (US$)
5505200000	**WASTE OF MAN-MADE FIBRESOF ARTIFICIAL FIBRES**				
26722	JAPAN	0	0	7	50
	TAIWAN	502 864	101 630	0	0
	CHINA	546 405	114 963	1 415 100	283 838
	MALAYSIA	3 238	10 549	14 030	60 854
	SUB TOTAL	**1 052 507**	**227 142**	**1 429 137**	**344 742 ***
5506100000	**SYNTH STAPLE FIBRES CARDED,COMBAD OROTHWISE PRCS FORSPIN:OF NYLON/OTHPOLYMID**				
26671	JAPAN	1 777	1 363	0	0
	HONG KONG	9 887	180 538	9 136	134 969
	KOREA, REPUBLIC OF	207 532	3 495 201	116 247	1 899 333
	TAIWAN	275 879	1 484 285	50 892	314 273
	CHINA	75 641	790 840	49 758	522 173
	SINGAPORE	0	0	2 564	17 474
	VIET NAM	244	2 405	1 032	49 433
	GERMANY, FED. REP. OF	0	0	1	47
	SUB TOTAL	**570 960**	**5 954 632**	**229 630**	**2 937 702 ***
5506200000	**SYNTH STAPLE FIBRES CARDED,COMBAD OROTHWISE PROCESFOR SPIN:OF POLYSTERS**				
26672	JAPAN	6 420	208 315	97 950	69 401
	HONG KONG	750 274	4 830 815	184 059	1 694 921
	KOREA, REPUBLIC OF	1 115 021	13 451 851	898 760	7 876 419
	TAIWAN	539 816	5 351 816	391 951	2 604 870
	CHINA	2 027 529	22 079 953	929 815	7 664 000
	THAILAND	153 018	167 455	13 781	47 123
	MALAYSIA	0	0	12 000	15 480
	MYANMAR	0	0	20	20
	CAMBODIA	0	0	6 604	58 086
	VIET NAM	56 415	368 001	105 461	1 162 965
	INDIA	0	0	4	46
	UNITED STATES	911	24 776	309	9 280
	UNITED KINGDOM	2	16	0	0
	GERMANY, FED. REP. OF	120	798	0	0
	ITALY	1	56	17 437	5 535
	SPAIN	128	5 067	0	0
	SUB TOTAL	**4 649 655**	**46 488 919**	**2 658 151**	**21 208 146 ***
5506300000	**SYNTH STAPLE FIBRES CARDED,COMBAD OROTHWISE PROCESFORSPIN:ACRYLIC/MODACRYLIC**				
26673	JAPAN	832 396	3 303 922	912 788	2 752 247
	HONG KONG	98	1 088	7	344
	KOREA, REPUBLIC OF	0	0	99	587
	TAIWAN	5 563	50 391	1 046	60 984
	CHINA	0	0	155	1 639
	THAILAND	269 521	646 076	406 349	696 006
	UNITED STATES	141	2 558	0	0
	GERMANY, FED. REP. OF	88	525	0	0
	SUB TOTAL	**1 107 807**	**4 004 560**	**1 320 444**	**3 511 807 ***
5506900000	**SYNTH STAPLE FIBRES CARDED,COMBAD OROTHERWISE PROCESS FOR SPINN : OTHER**				
26679	JAPAN	1 787	19 722	351	6 267
	HONG KONG	40 862	515 377	41 007	1 293 296
	KOREA, REPUBLIC OF	55	87	21 907	36 834
	TAIWAN	43 586	625 158	40 973	766 640
	CHINA	17 646	184 480	40 593	251 625
	THAILAND	23 405	449 825	40 803	517 375
	SINGAPORE	0	0	30	497
	CAMBODIA	0	0	83	1 390
	VIET NAM	61 188	134 407	24 764	586 421
	UNITED STATES	114	2 688	0	0
	GERMANY, FED. REP. OF	0	0	41	1 110
	ITALY	1	90	58	840
	ROMANIA	0	0	217	406
	SUB TOTAL	**188 644**	**1 931 834**	**210 827**	**3 462 701 ***
5507000000	**ARTIFICIAL STAPLE FIBRES, CARDED, COMBEDOTHRWISE PROCESSED FOR SPINNING**				
26713	JAPAN	0	0	150	1 637
	CHINA	21 633	44 431	22 459	104 368
	SINGAPORE	0	0	18 000	28 228

http://www.bps.go.id

HS / SITC	COMMODITY DESCRIPTION / COUNTRY OF ORIGIN	JANUARY - DECEMBER 2015		JANUARY - DECEMBER 2016	
		NET WEIGHT (KG)	CIF VALUE (US$)	NET WEIGHT (KG)	CIF VALUE (US$)
	INDIA	0	0	196	9 492
	GERMANY, FED. REP. OF	0	0	166	1 284
	ITALY	0	0	9 006	58 999
	SUB TOTAL	**21 633**	**44 431**	**49 977**	**204 008 ***
5508101000	**SEWING THREAD OF MAN-MADE STAPLE FIBRESWETHER FOR SALE OR NO:OF SYNTHETIC STAPE**				
65143	JAPAN	7 874	58 034	11	806
	HONG KONG	47 023	506 244	29 626	543 320
	KOREA, REPUBLIC OF	39 915	471 854	39 031	414 655
	TAIWAN	2 345	31 265	171	2 409
	CHINA	69 969	149 357	169 963	351 762
	SINGAPORE	2	240	0	0
	MALAYSIA	0	0	3	747
	CAMBODIA	1 751	14 511	1	30
	UNITED STATES	13	3 331	0	0
	GERMANY, FED. REP. OF	149	1 681	100	1 150
	NORWAY	1	108	0	0
	SPAIN	0	0	1	11
	SUB TOTAL	**169 042**	**1 236 625**	**238 907**	**1 314 890 ***
5508109000	**SEWING THREAD OF MAN-MADE STAPLE FIBRESWETHER FOR SALE OR NO: OTHER**				
65143	JAPAN	30 566	383 387	27 857	356 419
	HONG KONG	45 029	370 468	9 036	167 486
	KOREA, REPUBLIC OF	153 664	1 508 182	140 633	1 702 174
	TAIWAN	5 925	34 374	12 191	93 240
	CHINA	6 101 858	12 274 815	5 787 996	11 455 892
	MACAU	58	353	5	21
	THAILAND	196	696	2	35
	SINGAPORE	2 616	14 203	10 635	77 105
	MALAYSIA	7 278	31 740	8 082	32 947
	MYANMAR	0	0	204	5 130
	CAMBODIA	2	32	0	0
	VIET NAM	6 009	30 551	14 450	125 055
	INDIA	0	0	45	3 109
	PAKISTAN	0	0	89	880
	SRI LANKA	0	0	3	180
	TURKEY	119	4 567	1 511	9 089
	UNITED STATES	14	240	31	2 080
	UNITED KINGDOM	0	0	12	91
	GERMANY, FED. REP. OF	4	808	0	0
	ITALY	0	0	2	40
	BULGARIA	0	0	6	30
	SUB TOTAL	**6 353 338**	**14 654 416**	**6 012 790**	**14 031 003 ***
5508201000	**SEWING THREAD OF MAN-MADE STAPLE FIBRESWETHER FORSALE OR NO:OF ARTFICIAL STAPEL**				
65144	JAPAN	53	733	0	0
	KOREA, REPUBLIC OF	16 884	183 031	265	2 082
	SUB TOTAL	**16 937**	**183 764**	**265**	**2 082 ***
5508209000	**SEWING THREAD OF MAN-MADE STAPLE FIBRESWETHER FORSALE OR NO: OTHER**				
65144	JAPAN	0	0	203	4 063
	HONG KONG	152	7 783	62	700
	KOREA, REPUBLIC OF	48 399	535 679	58 995	660 081
	TAIWAN	632	3 983	0	0
	CHINA	69 939	89 445	60 008	82 806
	SINGAPORE	0	0	40	8 888
	MALAYSIA	0	0	3	12
	VIET NAM	81	830	167	2 242
	INDIA	0	0	11	2 001
	OMAN	100	1 884	0	0
	TURKEY	0	0	4	75
	UNITED STATES	1	416	0	0
	FRANCE	1	10	0	0
	GERMANY, FED. REP. OF	5	204	0	0
	SUB TOTAL	**119 310**	**640 234**	**119 493**	**760 868 ***
5509110000	**SINGLE YARN CONT >=85% BY WEIGHT OFSTAPLE FIBRES OF NYLON/OTH POLYAMIDES**				
65182	JAPAN	15 500	407 630	12 400	398 090

http://www.bps.go.id

HS / SITC	COMMODITY DESCRIPTION / COUNTRY OF ORIGIN	JANUARY - DECEMBER 2015		JANUARY - DECEMBER 2016	
		NET WEIGHT (KG)	CIF VALUE (US$)	NET WEIGHT (KG)	CIF VALUE (US$)
	KOREA, REPUBLIC OF	68 462	794 825	125 374	1 385 915
	TAIWAN	0	0	19 100	44 008
	CHINA	21 871	186 792	58 987	343 783
	VIET NAM	66	703	348	3 029
	SUB TOTAL	**105 899**	**1 389 950**	**216 209**	**2 174 825 ***
5509120000	**MULTIPLE/CABLED YARN CONT>=85% BYBY WEIGHT OFSTAPLE FBRE OFNYLON/OTH POLY**				
65182	JAPAN	4 977	128 292	5 755	139 938
	HONG KONG	4 231	25 412	0	0
	KOREA, REPUBLIC OF	512	6 654	1 484	17 867
	CHINA	11 901	89 827	10 374	137 462
	SINGAPORE	222	764	0	0
	INDIA	130	8 981	170	11 770
	GERMANY, FED. REP. OF	67	27	0	0
	AUSTRIA	56	897	0	0
	SUB TOTAL	**22 096**	**260 854**	**17 783**	**307 037 ***
5509210000	**SINGLE YARN CONT >=85% BY WEIGHT OFPOLYESTER STAPLE FIBRES**				
65182	JAPAN	2 672	20 194	181	1 270
	HONG KONG	0	0	465	4 162
	KOREA, REPUBLIC OF	373	3 146	1 455	15 105
	TAIWAN	39 877	90 715	44 203	126 120
	CHINA	3 664 726	6 455 660	8 826 621	15 851 608
	THAILAND	66 288	223 950	36 924	64 446
	SINGAPORE	0	0	59	59
	MALAYSIA	94 083	157 084	0	0
	VIET NAM	8 783	15 107	32 123	56 401
	INDIA	9 103	23 213	20 816	44 338
	INDONESIA	0	0	22 952	36 264
	EGYPT	0	0	1	1
	UNITED STATES	0	0	215	3 784
	NETHERLANDS	0	0	49	513
	FRANCE	1	91	0	0
	GERMANY, FED. REP. OF	2	5	1	36
	BELGIUM	0	0	7 376	16 493
	SWITZERLAND	0	0	36	175
	DENMARK	3 453	6 007	0	0
	SPAIN	507	8 841	224	4 047
	PORTUGAL	0	0	14 746	37 290
	SUB TOTAL	**3 889 868**	**7 004 013**	**9 008 447**	**16 262 112 ***
5509220000	**MULTIPLE (FOLDED)/CABLED YARN CONT.>=85%OF POLYESTER STAPLE FIBRES**				
65182	JAPAN	23 316	167 688	13 379	223 858
	HONG KONG	0	0	87	642
	KOREA, REPUBLIC OF	725	5 582	45 718	130 319
	TAIWAN	23 800	30 960	43	333
	CHINA	2 269 614	6 801 119	4 493 006	10 380 204
	THAILAND	72	1 023	44 124	116 441
	MALAYSIA	1 361	7 226	0	0
	MYANMAR	0	0	27	1 277
	VIET NAM	0	0	122 779	367 774
	INDIA	64 109	281 402	131 663	500 953
	UNITED STATES	0	0	3 032	7 883
	GERMANY, FED. REP. OF	1	2	0	0
	PORTUGAL	37 155	117 641	0	0
	SUB TOTAL	**2 420 153**	**7 412 643**	**4 853 858**	**11 729 684 ***
5509310000	**SINGLE YARN CONT >=85% BY WEIGHT OFACRYLIC/MODACRYLIC STAPLE FIBRES**				
65182	JAPAN	907	19 050	0	0
	KOREA, REPUBLIC OF	1 305	5 933	1	3
	TAIWAN	139	2 516	0	0
	CHINA	680	10 344	0	0
	SUB TOTAL	**3 031**	**37 843**	**1**	**3 ***
5509320000	**MULTIPLE/CABLED YARN CONT>=85% BY WEIGHTOF ACRYLIC/MODACRYLIC STAPLE FBRS**				
65182	JAPAN	915	205 191	5 839	186 997
	HONG KONG	0	0	22 400	134 401
	KOREA, REPUBLIC OF	24 030	79 495	72 004	223 202

http://www.bps.go.id

HS / SITC	COMMODITY DESCRIPTION / COUNTRY OF ORIGIN	JANUARY - DECEMBER 2015		JANUARY - DECEMBER 2016	
		NET WEIGHT (KG)	CIF VALUE (US$)	NET WEIGHT (KG)	CIF VALUE (US$)
	TAIWAN	0	0	2 378	5 388
	CHINA	43 534	228 421	13 650	149 207
	THAILAND	0	0	505	1 591
	BANGLADESH	0	0	8 500	26 180
	UNITED STATES	43	789	0	0
	AUSTRIA	0	0	22	187
	SUB TOTAL	**68 522**	**513 896**	**125 298**	**727 153 ***
5509410000	**SINGLE YARN CONT >=85% BY WEIGHTOF SYNTHETIC STAPLE FIBRES**				
65182	JAPAN	50 496	1 109 333	15 061	333 149
	HONG KONG	0	0	36	334
	KOREA, REPUBLIC OF	22 634	191 222	14 727	167 664
	TAIWAN	0	0	18	382
	CHINA	1 094 779	1 619 279	7 510	41 339
	SUB TOTAL	**1 167 909**	**2 919 834**	**37 352**	**542 868 ***
5509420000	**MULTIPLE (FOLDED)/CABLED YARN CONT.>=85%OF SYNTHETIC STAPLE FIBRES**				
65182	JAPAN	763	18 214	541	14 375
	HONG KONG	3 193	84 477	1 042	54 908
	KOREA, REPUBLIC OF	8 841	117 722	16 040	129 253
	TAIWAN	3 875	107 924	4 203	138 580
	CHINA	586 181	1 706 573	539 161	1 355 583
	THAILAND	3	43	125	1 373
	MALAYSIA	5 090	30 906	0	0
	CAMBODIA	0	0	132	2 272
	VIET NAM	2 398	57 258	1 481	36 151
	INDIA	140	3 017	70	3 144
	PAKISTAN	0	0	1	2
	UNITED STATES	57	1 879	0	0
	CANADA	17	731	0	0
	BELGIUM	122	3 444	75	654
	KYRGYZSTAN	0	0	20 973	49 896
	SUB TOTAL	**610 680**	**2 132 188**	**583 844**	**1 786 191 ***
5509510000	**OTH YARN OF POLYESTER STAPLE FIBRESMIXED MAINLY WITH ARTIFICIAL STAPLE FBRS**				
65184	JAPAN	119	290	9 735	25 506
	KOREA, REPUBLIC OF	14 881	55 324	285 766	837 651
	TAIWAN	930	3 776	0	0
	CHINA	40 949	124 129	172 357	531 786
	THAILAND	25 604	107 738	10 071	56 251
	MALAYSIA	0	0	8	1 300
	INDIA	8 880	39 335	43 920	213 892
	INDONESIA	48 186	26 854	9 160	17 628
	TURKEY	0	0	22 317	57 462
	NETHERLANDS	67	1 678	0	0
	SUB TOTAL	**139 616**	**359 124**	**553 334**	**1 741 476 ***
5509529000	**OTH YARN OF POLYSTER STAPLE FBRES,OTHERMIXED MAINLY/SOLELY WTH WOOL/ANIMAL HAIR**				
65184	JAPAN	2 270	1 575	0	0
	HONG KONG	0	0	82	923
	KOREA, REPUBLIC OF	4	4	0	0
	CHINA	6 058	21 236	735	4 377
	SRI LANKA	238	2 505	0	0
	UNITED STATES	0	0	1	11
	SUB TOTAL	**8 570**	**25 320**	**818**	**5 311 ***
5509530000	**OTH YARN OF POLYESTER STAPLE FIBRESMIXED MAINLY/SOLELY WITH COTTON**				
65184	JAPAN	7 466	97 531	10 033	59 175
	HONG KONG	8 800	24 816	0	0
	KOREA, REPUBLIC OF	42 819	200 332	57 316	199 079
	TAIWAN	1 446	12 884	27 015	74 988
	CHINA	1 003 959	2 961 073	1 797 999	4 386 143
	MACAU	1 183	7 713	0	0
	THAILAND	1 088	5 223	84 902	248 680
	MALAYSIA	84 726	159 266	161 104	301 378
	VIET NAM	443 536	1 050 761	442 710	903 866
	INDIA	53 177	102 776	38 421	79 699
	SRI LANKA	17 000	29 711	10 000	16 563

http://www.bps.go.id

HS / SITC	COMMODITY DESCRIPTION / COUNTRY OF ORIGIN	JANUARY - DECEMBER 2015		JANUARY - DECEMBER 2016	
		NET WEIGHT (KG)	CIF VALUE (US$)	NET WEIGHT (KG)	CIF VALUE (US$)
	TURKEY	489 789	479 114	1 097 368	1 045 531
	SUB TOTAL	**2 154 989**	**5 131 200**	**3 726 868**	**7 315 102 ***
5509590000	**OTH YARN OF POLYESTER STAPLE FIBRESOTHER**				
65184	JAPAN	152	1 480	4 440	67 484
	KOREA, REPUBLIC OF	156 212	613 489	5 778	16 319
	TAIWAN	89 714	124 600	79 470	120 620
	CHINA	62 652	451 835	342 780	1 031 453
	MALAYSIA	1 040	6 386	2 520	14 868
	INDIA	3	34	4 514	18 155
	INDONESIA	0	0	5	109
	FRANCE	0	0	1 212	24 697
	SUB TOTAL	**309 773**	**1 197 824**	**440 719**	**1 293 705 ***
5509610000	**OTH YARN OFACRYLIC/MODACRYLIC STAPLE FBRMIXED MAINLY/SOLELY WTH WOOL/ANIMAL HAIR**				
65184	HONG KONG	55	894	0	0
	KOREA, REPUBLIC OF	4 521	45 611	2 667	26 885
	TAIWAN	0	0	1 126	25 459
	CHINA	52 664	604 057	18 535	205 723
	UNITED STATES	0	0	106	1 664
	ITALY	22 726	287 753	3 939	62 310
	BULGARIA	15 025	156 508	20 793	159 653
	SUB TOTAL	**94 991**	**1 094 823**	**47 166**	**481 694 ***
5509620000	**OTH YARN OFACRYLIC/MODACRYLIC STAPLE FBRMIXED MAINLY/SOLELY WITH COTTON**				
65184	JAPAN	1 368	12 914	0	0
	HONG KONG	4 665	23 432	3 013	15 066
	KOREA, REPUBLIC OF	0	0	2 033	9 241
	TAIWAN	1 419	34 684	21 964	9 476
	CHINA	36 579	285 155	184 415	329 265
	VIET NAM	0	0	20 250	21 284
	INDIA	32 595	124 676	17 004	56 114
	SUB TOTAL	**76 626**	**480 861**	**248 679**	**440 446 ***
5509690000	**OTH YARN OFACRYLIC/MODACRYLIC STAPLE FBROTHER**				
65184	JAPAN	0	0	161	1 932
	HONG KONG	17 877	23 263	0	0
	KOREA, REPUBLIC OF	19 519	51 309	6 632	44 095
	TAIWAN	5 961	76 088	2 822	24 800
	CHINA	405 334	1 328 077	102 830	829 711
	VIET NAM	706 200	749 736	20 673	23 843
	BANGLADESH	0	0	5 000	18 200
	INDONESIA	2 241	10 180	0	0
	ITALY	6 122	101 837	0	0
	BULGARIA	0	0	239	4 862
	SUB TOTAL	**1 163 254**	**2 340 490**	**138 357**	**947 443 ***
5509910000	**OTHER YARN MIXED MAINLY OR SOLELY WITHWOOL/ FINE ANIMAL HAIR**				
65184	KOREA, REPUBLIC OF	5 134	65 001	0	0
	TAIWAN	0	0	35	2 060
	CHINA	424	67 994	78	521
	SUB TOTAL	**5 558**	**132 995**	**113**	**2 581 ***
5509920000	**OTHER YARN MIXED MAINLY/SOLELYWITH COTTON**				
65184	CHINA	27 452	303 795	10 304	127 379
	SUB TOTAL	**27 452**	**303 795**	**10 304**	**127 379 ***
5509990000	**OTHER YARN MIXED OTHER THANWOOL/ FINE ANIMAL HAIR & COTTON**				
65184	JAPAN	0	0	1 503	21 016
	KOREA, REPUBLIC OF	182	2 527	93	664
	TAIWAN	0	0	199	1 184
	CHINA	10 449	85 617	1 980	19 906
	THAILAND	0	0	32	174
	MALAYSIA	12 000	12 664	5 991	6 400
	VIET NAM	0	0	73	957
	TURKEY	23 300	172 268	3 250	56 643

http://www.bps.go.id

HS / SITC	COMMODITY DESCRIPTION / COUNTRY OF ORIGIN	JANUARY - DECEMBER 2015		JANUARY - DECEMBER 2016	
		NET WEIGHT (KG)	CIF VALUE (US$)	NET WEIGHT (KG)	CIF VALUE (US$)
	ITALY	0	0	221	4 501
	SPAIN	0	0	4	36
	SUB TOTAL	**45 931**	**273 076**	**13 346**	**111 481 ***
5510110000	**SINGLE YARN CONT >=85% BY WEIGHTOF ARTIFICIAL STAPLE FIBRES**				
65186	JAPAN	10 308	36 469	6 889	16 568
	KOREA, REPUBLIC OF	962	6 612	40 876	128 955
	TAIWAN	340	630	11 014	32 500
	CHINA	313 173	724 184	830 097	1 785 618
	THAILAND	1 912 601	3 468 987	1 140 912	2 458 347
	SINGAPORE	26 131	66 225	0	0
	MALAYSIA	300	1 291	363	217
	VIET NAM	0	0	68	231
	INDIA	24 513	86 746	11 234	38 425
	INDONESIA	463	4 565	0	0
	AUSTRALIA	0	0	207	1 814
	AUSTRIA	0	0	1 209	4 415
	BELGIUM	100	22	22 674	82 799
	ITALY	0	0	5 341	14 139
	SLOVENIA	2 825	28 475	0	0
	SUB TOTAL	**2 291 716**	**4 424 206**	**2 070 884**	**4 564 028 ***
5510120000	**MULTIPLE/CABLED YARN CONT.>=85%BY WEIGHT/ARTIFICIAL STAPLE FIBRES**				
65186	JAPAN	0	0	197	3 323
	HONG KONG	0	0	5	121
	CHINA	33 024	94 066	3 141	19 297
	THAILAND	18 244	132 114	24 214	161 680
	INDIA	6 558	32 119	0	0
	UNITED KINGDOM	3 144	26 596	0	0
	AUSTRIA	0	0	56	751
	BELGIUM	1	2	1 328	9 282
	ITALY	7	73	0	0
	SUB TOTAL	**60 978**	**284 970**	**28 941**	**194 454 ***
5510200000	**OTH YARN, MIXED MAINLY/SOLELY WITHCONT>=85% OF WEIGHT OF ARTIFICL STPL FBR**				
65187	KOREA, REPUBLIC OF	0	0	13	164
	CHINA	6 647	169 661	0	0
	SIERRA LEONE	214	1 832	0	0
	AUSTRALIA	0	0	215	2 642
	AUSTRIA	0	0	101	1 295
	ITALY	0	0	7	228
	SLOVENIA	489	4 971	0	0
	SUB TOTAL	**7 350**	**176 464**	**336**	**4 329 ***
5510300000	**OTHER YARN, MIXED MAINLY/SOLELY CONT>=85% OF WEIGHT WITH COTTON**				
65187	JAPAN	10 696	392 903	3 264	107 487
	KOREA, REPUBLIC OF	0	0	1 240	9 789
	TAIWAN	0	0	45	327
	CHINA	354 848	1 188 091	8 174	104 791
	THAILAND	1 121 247	3 494 231	719 920	2 276 677
	VIET NAM	0	0	352	22 714
	INDIA	15 365	86 293	49 044	311 365
	TUNISIA	1 321	5 548	0	0
	SUB TOTAL	**1 503 477**	**5 167 066**	**782 039**	**2 833 150 ***
5510900000	**OTHER YARN OF ARTIFICIAL STAPLE FIBRESCONT>=85% OF WEIGHT**				
65187	JAPAN	8 856	51 694	2 893	91 028
	HONG KONG	113	1 826	357	10 314
	KOREA, REPUBLIC OF	54 052	623 705	37 447	378 778
	TAIWAN	480	6 901	16 077	47 502
	CHINA	7 560	61 230	161 023	395 915
	THAILAND	445	3 336	105	755
	SINGAPORE	406	5 049	0	0
	VIET NAM	214 725	1 554 534	454 192	2 997 439
	INDIA	9 436	47 430	40 219	132 269
	PAKISTAN	7	22	0	0
	INDONESIA	201	1 152	101	1 437
	TURKEY	8	580	128	1 715

http://www.bps.go.id

HS / SITC	COMMODITY DESCRIPTION / COUNTRY OF ORIGIN	JANUARY - DECEMBER 2015		JANUARY - DECEMBER 2016	
		NET WEIGHT (KG)	CIF VALUE (US$)	NET WEIGHT (KG)	CIF VALUE (US$)
	EGYPT	1	1	0	0
	MEXICO	27	858	0	0
	BRAZIL	5	28	0	0
	URUGUAY	0	0	34	3 104
	NETHERLANDS	249	2 375	0	0
	FRANCE	0	0	15	205
	GERMANY, FED. REP. OF	5	547	40	4 907
	AUSTRIA	2 008	19 282	0	0
	BELGIUM	12 298	78 804	34 858	179 545
	ITALY	441	4 168	58	2 277
	ROMANIA	0	0	7	110
	CZECH REPUBLIC	0	0	2	596
	SUB TOTAL	**311 323**	**2 463 522**	**747 556**	**4 247 896 ***
5511101000	**YARN OF SYNTHTIC STAPLE FIBRES,CONT>=85%WEIGHT OF SUCH FBRS KNITING YARN,CROCHET**				
65181	JAPAN	202	8 932	2 257	95 352
	HONG KONG	1 813	28 442	2 499	62 399
	KOREA, REPUBLIC OF	56 733	489 322	31 839	294 131
	CHINA	11 737	39 581	25 697	36 967
	VIET NAM	5 282	28 163	412	1 806
	UNITED STATES	0	0	314	7 284
	CANADA	0	0	827	17 577
	UNITED KINGDOM	0	0	20	318
	SUB TOTAL	**75 767**	**594 440**	**63 865**	**515 834 ***
5511109000	**YARN OF SYNTHTIC STAPLE FIBRES,CONT>=85%WEIGHT OF SUCH FIBRES : OTHER**				
65181	JAPAN	338	4 267	328	8 766
	HONG KONG	13 226	156 122	54	1 226
	KOREA, REPUBLIC OF	42 377	446 570	11 969	112 756
	CHINA	276 244	449 241	607 819	614 085
	THAILAND	0	0	15	183
	TURKEY	0	0	331	3 169
	UNITED STATES	418	4 709	9 224	106 116
	SUB TOTAL	**332 603**	**1 060 909**	**629 740**	**846 301 ***
5511201000	**YARN OF SYNTHTIC STAPLE FIBRES,CONT <85%WEIGHT OF SUCH FBRS KNITING YARN,CROCHET**				
65183	JAPAN	341	8 104	0	0
	HONG KONG	285	4 476	0	0
	KOREA, REPUBLIC OF	2 320	58 656	10	188
	TAIWAN	106	2 012	0	0
	CHINA	259	4 966	88	1 186
	UNITED STATES	0	0	7	661
	GERMANY, FED. REP. OF	1	12	0	0
	SUB TOTAL	**3 312**	**78 226**	**105**	**2 035 ***
5511209000	**YARN OF SYNTHTIC STAPLE FIBRES,CONT <85%WEIGHT OF SUCH FIBRES : OTHER**				
65183	JAPAN	122	4 631	141	4 485
	HONG KONG	60	3 046	73	1 670
	KOREA, REPUBLIC OF	1 141	9 813	362	5 444
	TAIWAN	44	919	36	1 057
	CHINA	11 216	31 158	9 731	112 888
	SINGAPORE	60	2 803	0	0
	CAMBODIA	62	712	0	0
	VIET NAM	16	81	24	160
	INDIA	0	0	84	2 339
	PAKISTAN	0	0	4	14
	SRI LANKA	0	0	23	256
	TURKEY	0	0	442	4 226
	AUSTRALIA	0	0	6	46
	UNITED STATES	29	6 229	22	3 000
	UNITED KINGDOM	64	1 877	0	0
	FRANCE	0	0	46	779
	GERMANY, FED. REP. OF	0	0	8	695
	ROMANIA	0	0	38	221
	BULGARIA	0	0	6	189
	SUB TOTAL	**12 814**	**61 269**	**11 046**	**137 469 ***

http://www.bps.go.id

HS / SITC	COMMODITY DESCRIPTION / COUNTRY OF ORIGIN	JANUARY - DECEMBER 2015		JANUARY - DECEMBER 2016	
		NET WEIGHT (KG)	CIF VALUE (US$)	NET WEIGHT (KG)	CIF VALUE (US$)
5511300000	**YARN OF ARTIFICIAL STAPLE FIBRESPUT UP FOR RETAIL SALE**				
65185	JAPAN	5 206	152 338	6 770	199 171
	HONG KONG	3 962	112 814	3 269	97 358
	KOREA, REPUBLIC OF	1 888	13 349	5 137	35 323
	TAIWAN	1 155	16 230	1 165	15 048
	CHINA	14 799	224 361	35 097	206 525
	THAILAND	460	5 536	1 065	7 858
	SINGAPORE	40	1 438	69	2 217
	PHILIPPINES	0	0	80	695
	MALAYSIA	82	757	254	1 157
	MYANMAR	77	7	0	0
	CAMBODIA	102	1 704	2	10
	VIET NAM	4 045	40 574	4 439	51 650
	INDIA	802	20 924	1 300	55 056
	PAKISTAN	34	108	302	2 720
	BANGLADESH	11	34	0	0
	SRI LANKA	1 170	16 891	7 232	84 583
	OMAN	21	168	0	0
	TURKEY	7	161	45	1 274
	MOROCCO	1	1	0	0
	MADAGASCAR	0	0	1	34
	AUSTRALIA	37	735	48	848
	UNITED STATES	34	4 995	148	13 924
	ARGENTINA	0	0	24	184
	BRAZIL	9	10	0	0
	PERU	0	0	10	204
	UNITED KINGDOM	27	336	112	1 582
	FRANCE	60	1 047	0	0
	GERMANY, FED. REP. OF	59	1 275	50	2 487
	BELGIUM	0	0	30	1 210
	SWITZERLAND	0	0	1	21
	SWEDEN	0	0	32	331
	ITALY	124	3 682	209	5 086
	SPAIN	0	0	16	276
	HUNGARY	0	0	9	130
	SUB TOTAL	**34 212**	**619 475**	**66 916**	**786 962 ***
5512110000	**WOVEN FABRICS OF SYNTHETIC STAPLE FIBRECONT>85% WIGHT OF POLYESTER:UNBLEACH/NOT**				
65321	JAPAN	4 569	88 794	745	18 855
	HONG KONG	0	0	1 212	20 019
	KOREA, REPUBLIC OF	3 793	71 163	141	2 811
	TAIWAN	63	604	2	4
	CHINA	533 230	2 162 122	1 039 397	3 223 877
	THAILAND	50	1 186	10	47
	SINGAPORE	0	0	1	39
	INDIA	26 849	209 033	0	0
	AUSTRALIA	1	10	0	0
	UNITED STATES	27	2 700	0	0
	UNITED KINGDOM	5	412	0	0
	ITALY	0	0	7	2 262
	SUB TOTAL	**568 587**	**2 536 024**	**1 041 515**	**3 267 914 ***
5512190000	**WOVEN FABRICS OF SYNTHETIC STAPLE FIBRECONT>85% WIGHT OF POLYESTER STAPLE : OTH**				
65321	JAPAN	18 964	386 995	33 339	658 109
	HONG KONG	338 002	3 494 399	522 340	4 355 877
	KOREA, REPUBLIC OF	1 895 247	16 783 950	2 464 868	26 709 665
	TAIWAN	236 861	2 322 521	258 597	2 768 839
	CHINA	2 385 353	13 618 160	2 501 391	23 804 630
	THAILAND	319 961	3 012 999	7 392	101 961
	SINGAPORE	21 322	45 764	74 221	361 201
	MALAYSIA	0	0	1 148	15 416
	VIET NAM	229 792	1 897 548	99 150	687 644
	INDIA	655	3 249	25 961	252 179
	PAKISTAN	22 094	111 605	21 230	109 443
	TURKEY	0	0	10 350	31 470
	AUSTRALIA	737	7 519	2 926	67 025
	NEW ZEALAND	0	0	400	5 149
	FIJI	0	0	445	10 697
	UNITED STATES	530	16 410	4 791	69 596
	CANADA	0	0	1 869	20 847
	BRAZIL	2	37	0	0

http://www.bps.go.id

HS / SITC	COMMODITY DESCRIPTION / COUNTRY OF ORIGIN	JANUARY - DECEMBER 2015		JANUARY - DECEMBER 2016	
		NET WEIGHT (KG)	CIF VALUE (US$)	NET WEIGHT (KG)	CIF VALUE (US$)
	UNITED KINGDOM	89	7 892	280	6 618
	FRANCE	0	0	134	17 252
	GERMANY, FED. REP. OF	490	15 726	5 938	72 698
	NORWAY	0	0	1	3
	ITALY	994	52 601	770	30 526
	SPAIN	2 104	16 526	4 219	33 109
	SUB TOTAL	**5 473 197**	**41 793 901**	**6 041 760**	**60 189 954 ***
5512210000	**WOVEN FABRICS OF SYNTHETIC STAPLE FIBRECONT>85%WIGHTOF ACRYLIC/MDCRYLIC:BLEACH/**				
65325	JAPAN	108	1 131	809	22 456
	HONG KONG	3 513	53 912	6 207	106 032
	TAIWAN	0	0	1 781	12 038
	CHINA	53 377	380 062	167 992	632 381
	SINGAPORE	60	737	0	0
	MALAYSIA	0	0	12 825	17 652
	INDIA	114	3 074	0	0
	SRI LANKA	35	677	0	0
	UNITED STATES	164	4 806	0	0
	BELGIUM	173	3 338	335	8 164
	SUB TOTAL	**57 544**	**447 737**	**189 949**	**798 723 ***
5512290000	**WOVEN FABRICS OF SYNTHETIC STAPLE FIBRECONT>85%WIGHTOF ACRYLIC/MDCRYLIC: OTH**				
65325	JAPAN	178	972	339	2 261
	HONG KONG	51 245	611 704	57 264	690 701
	KOREA, REPUBLIC OF	15 530	262 743	27 658	342 583
	TAIWAN	727 414	6 086 142	546 807	4 979 215
	CHINA	366 553	3 567 906	136 408	1 738 627
	THAILAND	301 170	2 820 486	284 366	2 614 615
	SINGAPORE	474	1 278	35	420
	PHILIPPINES	80	4 710	0	0
	MALAYSIA	0	0	1	2
	VIET NAM	12 992	90 627	160 792	1 648 867
	INDIA	1 367	11 502	540	4 339
	SAUDI ARABIA	0	0	4	4
	UNITED STATES	43 058	914 703	345 799	258 103
	MEXICO	0	0	61	10 908
	COLOMBIA	1	1	0	0
	TRINIDAD AND TOBAGO	218	2 679	0	0
	UNITED KINGDOM	6 568	71 400	3 716	34 387
	FRANCE	5 407	129 510	6 291	172 981
	GERMANY, FED. REP. OF	0	0	78	537
	AUSTRIA	441	8 919	186	4 808
	BELGIUM	80	888	535	6 465
	ITALY	6	196	17	957
	SPAIN	0	0	191	4 584
	SUB TOTAL	**1 532 782**	**14 586 366**	**1 571 088**	**12 515 364 ***
5512910000	**WOVEN FABRICS OF SYNTHETIC STAPLE FIBRECONT>85%WEIGHT OF OTH : UNBLEACHED/NOT**				
65329	JAPAN	8 728	118 758	7 562	110 076
	KOREA, REPUBLIC OF	1 038	18 838	0	0
	CHINA	2 859	18 076	11 438	101 954
	SUB TOTAL	**12 625**	**155 672**	**19 000**	**212 030 ***
5512990000	**WOVEN FABRICS OF SYNTHETIC STAPLE FIBRECONT>85%WEIGHT OF OTH TH POLY&ACRY: OTH**				
65329	JAPAN	283	19 206	61	2 228
	HONG KONG	1 710	43 891	6 354	78 756
	KOREA, REPUBLIC OF	12 762	176 443	2 657	32 523
	TAIWAN	30 095	1 108 261	27 662	361 541
	CHINA	68 899	608 961	37 195	189 078
	THAILAND	469	5 166	68	585
	SINGAPORE	314	3 773	1 030	3 453
	PHILIPPINES	79	1 315	0	0
	MALAYSIA	21	499	0	0
	VIET NAM	3 331	182 189	40 357	2 104 241
	INDIA	243	11 200	2 386	133 905
	PAKISTAN	77	191	25	47
	AUSTRALIA	8	94	0	0
	NEW ZEALAND	0	0	102	1 659
	FIJI	220	1 658	0	0

http://www.bps.go.id

HS / SITC	COMMODITY DESCRIPTION / COUNTRY OF ORIGIN	JANUARY - DECEMBER 2015		JANUARY - DECEMBER 2016	
		NET WEIGHT (KG)	CIF VALUE (US$)	NET WEIGHT (KG)	CIF VALUE (US$)
	UNITED STATES	4 304	153 213	141	3 145
	UNITED KINGDOM	18	218	7	124
	NETHERLANDS	0	0	9	1 924
	FRANCE	0	0	127	4 351
	GERMANY, FED. REP. OF	892	20 237	369	9 800
	BELGIUM	55	591	10 636	171 937
	SPAIN	62	2 153	72	2 502
	ROMANIA	35	895	1	35
	SUB TOTAL	**123 877**	**2 340 154**	**129 259**	**3 101 834 ***
5513110000	**WOVN FBRCS OF PLYSTER STPLE FBRE BLEACHEPLAIN WEAVE <=85% MIX W/COTTON <170G/M**				
65331	JAPAN	4 863	131 635	6 205	335 063
	HONG KONG	63 807	953 387	10 383	139 816
	KOREA, REPUBLIC OF	1 075 928	3 255 652	867 749	1 892 776
	TAIWAN	8 679	141 860	1 902	25 500
	CHINA	1 215 177	13 377 219	613 176	5 786 981
	THAILAND	28 539	308 810	59 255	578 205
	SINGAPORE	12 982	45 943	0	0
	VIET NAM	1 162	11 393	2 365	44 229
	INDIA	0	0	2 030	19 087
	PAKISTAN	5	31	0	0
	KENYA	24	147	0	0
	AUSTRALIA	0	0	270	3 804
	UNITED STATES	672	19 105	1 758	32 052
	UNITED KINGDOM	39	1 824	7	225
	FRANCE	0	0	44	1 446
	SUB TOTAL	**2 411 877**	**18 247 006**	**1 565 144**	**8 859 184 ***
5513120000	**3-THREAD /4-THREAD TWILL, INCL TWILL POLSTAPLE FIBRES <=85% W/COTTON;UNBLEACHED/**				
65331	JAPAN	0	0	13	32
	HONG KONG	731	10 666	69	416
	KOREA, REPUBLIC OF	21 607	428 725	25 460	466 628
	TAIWAN	89	1 259	1 684	21 602
	CHINA	14 643	171 040	20 745	145 045
	THAILAND	0	0	118	2 591
	GERMANY, FED. REP. OF	13	812	19	1 396
	BELGIUM	1	10	484	15 233
	ITALY	0	0	49	839
	SPAIN	0	0	2	25
	SUB TOTAL	**37 084**	**612 512**	**48 643**	**653 807 ***
5513130000	**OTH WOVEN FBRCS OF POLYESTER STPLE FBR<=85% MIXED WGHT <170 G/M OF COTTON FBR**				
65331	JAPAN	154 567	2 406 696	162 234	2 705 284
	HONG KONG	437 237	4 823 383	347 972	5 113 887
	KOREA, REPUBLIC OF	847 579	10 871 927	1 220 999	15 602 128
	TAIWAN	2 150 325	29 722 797	2 256 286	18 312 027
	CHINA	2 771 810	19 302 802	2 687 765	19 954 919
	THAILAND	462 261	3 282 022	426 204	3 338 816
	SINGAPORE	102 797	218 651	122 259	270 985
	PHILIPPINES	55	287	0	0
	MALAYSIA	0	0	358	2 076
	MYANMAR	0	0	11	10
	CAMBODIA	3	127	186	3 190
	VIET NAM	478 836	2 814 896	146 265	1 022 573
	INDIA	16 738	187 257	18 438	205 319
	PAKISTAN	35	643	106	1 376
	BANGLADESH	0	0	26	639
	SRI LANKA	8	46	82	2 560
	TURKEY	55	1 709	64	1 276
	AUSTRALIA	5	326	491	41 592
	NEW ZEALAND	1	71	0	0
	UNITED STATES	1 419	21 745	247	6 111
	MEXICO	23	58	0	0
	BRAZIL	0	0	5	15
	BELIZE	0	0	3 021	81 586
	ANGUILLA	15 914	99 264	11	72
	UNITED KINGDOM	59 564	1 341 482	43 529	2 050 759
	FRANCE	40	2 555	0	0
	GERMANY, FED. REP. OF	179	20 757	3 629	190 580
	BELGIUM	123	1 655	0	0

http://www.bps.go.id

HS / SITC	COMMODITY DESCRIPTION / COUNTRY OF ORIGIN	JANUARY - DECEMBER 2015		JANUARY - DECEMBER 2016	
		NET WEIGHT (KG)	CIF VALUE (US$)	NET WEIGHT (KG)	CIF VALUE (US$)
	LUXEMBOURG	4	2 003	0	0
	ITALY	3 792	89 518	164	9 078
	SPAIN	1 004	28 038	229	6 416
	ROMANIA	30	1 103	375	4 904
	SUB TOTAL	**7 504 404**	**75 241 818**	**7 440 956**	**68 928 178 ***
5513190000	**OTH WOVEN FABRICS <85% MIXED COTTONWEIGHT <170 G/M OF COTTON**				
65332	JAPAN	2 988	49 277	9 959	145 207
	HONG KONG	8 162	94 755	11 080	184 224
	KOREA, REPUBLIC OF	10 955	139 265	48 395	490 435
	TAIWAN	14 643	142 309	53 037	489 580
	CHINA	34 208	398 511	150 139	1 249 217
	THAILAND	1 717	18 285	2 300	29 211
	SINGAPORE	130	1 360	581	12 248
	MALAYSIA	0	0	1 436	19 260
	VIET NAM	3 239	31 172	3 599	20 976
	INDIA	0	0	119	987
	AUSTRALIA	0	0	301	2 859
	CANADA	0	0	952	9 783
	ITALY	120	4 357	416	5 646
	SUB TOTAL	**76 162**	**879 291**	**282 314**	**2 659 633 ***
5513210000	**DYED WOVEN FABRICS OF POLYESTER STAPLEFIBRES, PLAIN WEAVE<85% OF SUCH;BLEACHED**				
65331	JAPAN	17 980	353 584	39 777	946 133
	HONG KONG	298 493	2 915 857	378 552	3 435 473
	KOREA, REPUBLIC OF	388 330	3 658 709	407 680	4 195 038
	TAIWAN	24 442	252 083	31 975	547 790
	CHINA	959 623	8 529 975	958 341	10 459 454
	THAILAND	43 605	405 571	67 485	504 923
	SINGAPORE	563	4 616	52 815	539 468
	MALAYSIA	47 010	550 238	76 272	897 414
	CAMBODIA	80	1 323	4	73
	VIET NAM	2 023	18 376	7 123	79 918
	INDIA	463	7 124	4 637	33 458
	TURKEY	421	6 532	525	8 584
	UNITED ARAB EMIRATES	0	0	7 477	43 311
	SOUTH AFRICA	0	0	34	430
	AUSTRALIA	1 154	19 867	1 251	17 125
	NEW ZEALAND	2 964	30 501	3 025	44 910
	FIJI	215	1 618	0	0
	MARSHALL ISLANDS	0	0	167	2 970
	UNITED STATES	25	152	5	11
	CANADA	371	4 242	12 162	313 008
	VIRGIN ISLANDS (BRITISH)	0	0	4 220	40 589
	UNITED KINGDOM	111 049	1 004 713	138 512	1 043 689
	NETHERLANDS	202	2 926	0	0
	FRANCE	4	9	0	0
	SWITZERLAND	0	0	478	12 303
	ITALY	3	190	318	42 145
	PORTUGAL	910	7 770	0	0
	SUB TOTAL	**1 899 930**	**17 775 976**	**2 192 835**	**23 208 217 ***
5513230000	**OTH DYED WOVEN FABRIC OFPOLYESTER STAPLEFIBRES <85%, COTTON<170 G/M;BLEACHE/NOT**				
65331	JAPAN	2 357	37 180	456	9 832
	HONG KONG	54 815	733 594	30 812	358 269
	KOREA, REPUBLIC OF	34 979	536 375	34 996	696 605
	TAIWAN	191	2 652	2 711	37 432
	CHINA	46 535	609 393	105 839	1 441 611
	THAILAND	1 172	11 905	310	3 198
	SINGAPORE	131	1 551	0	0
	MALAYSIA	1 941	26 662	0	0
	VIET NAM	0	0	132	482
	PAKISTAN	0	0	672	9 449
	UNITED KINGDOM	10	548	0	0
	BELGIUM	0	0	2	35
	ITALY	27	937	0	0
	SUB TOTAL	**142 158**	**1 960 797**	**175 930**	**2 556 913 ***

http://www.bps.go.id

HS / SITC	COMMODITY DESCRIPTION / COUNTRY OF ORIGIN	JANUARY - DECEMBER 2015		JANUARY - DECEMBER 2016	
		NET WEIGHT (KG)	CIF VALUE (US$)	NET WEIGHT (KG)	CIF VALUE (US$)
5513290000	**OTH WOVEN FABRICS <85% SUCH FIBRES, MIXED COTTON <170 G/M DYED**				
65332	JAPAN	39 756	335 471	8 319	232 920
	HONG KONG	441 268	4 580 104	527 368	6 904 495
	KOREA, REPUBLIC OF	1 558 952	15 272 655	926 118	10 984 531
	TAIWAN	117 128	1 238 594	165 348	1 264 820
	CHINA	1 574 188	16 527 473	2 106 396	25 132 243
	MACAU	2	12	0	0
	PAPUA NEW GUINEA	1	36	0	0
	THAILAND	281 314	1 269 367	969 964	3 777 216
	SINGAPORE	1 419	8 170	294	6 613
	MALAYSIA	0	0	119	7
	MYANMAR	70	1 280	0	0
	CAMBODIA	0	0	883	5 345
	VIET NAM	43 871	328 755	16 623	122 576
	INDIA	126 447	760 631	247 306	1 428 253
	PAKISTAN	458 901	1 742 698	565 035	2 134 987
	BANGLADESH	102	14	1	1
	JORDAN	4	34	0	0
	TURKEY	0	0	4 014	52 243
	UNITED ARAB EMIRATES	6	92	5	125
	QATAR	0	0	2	13
	AUSTRALIA	1	7	7	58
	KIRIBATI	0	0	1	5
	UNITED STATES	14 382	133 554	5 757	115 974
	CHILE	0	0	1	5
	PERU	0	0	1	1
	NETHERLANDS	0	0	6	6
	AUSTRIA	3	145	0	0
	BELGIUM	0	0	177	3 739
	SPAIN	0	0	1	40
	POLAND	0	0	3	34
	CROATIA	6 912	178 480	19 438	428 747
	SUB TOTAL	**4 664 727**	**42 377 572**	**5 563 187**	**52 594 997 ***
5513310000	**WOVEN FABRICS OF YARN OF DIFF COLOR OF POLYESTER STPE FBRS,PLAIN WEAVE<85% FBR**				
65331	JAPAN	602	10 886	29 643	564 123
	HONG KONG	14 249	164 897	13 033	161 510
	KOREA, REPUBLIC OF	2 819	33 522	12 867	186 349
	TAIWAN	13 365	76 734	18	480
	CHINA	528 791	3 851 819	324 763	2 635 724
	THAILAND	28 573	465 634	29 882	514 975
	SINGAPORE	0	0	25	358
	MALAYSIA	3 624	44 565	1 851	21 209
	VIET NAM	1 291	15 223	0	0
	INDIA	35 681	345 523	49 545	319 799
	INDONESIA	0	0	254	3 942
	UNITED STATES	9 903	111 831	20 663	215 769
	UNITED KINGDOM	46 271	428 413	10 676	186 237
	NETHERLANDS	2 134	33 638	18	377
	SWEDEN	5 211	65 367	0	0
	ITALY	147	1 152	0	0
	SUB TOTAL	**692 661**	**5 649 204**	**493 238**	**4 810 852 ***
5513390000	**OTH WOVEN FABRICS<85% OF SUCH FIBRESWEIGHT <170 G/M OF COTTON: DYED**				
65332	JAPAN	721	33 555	810	25 148
	HONG KONG	39 333	585 277	24 500	525 922
	KOREA, REPUBLIC OF	10 293	171 294	19 227	283 595
	TAIWAN	38 080	505 831	30 229	407 203
	CHINA	66 176	996 503	116 921	1 332 402
	THAILAND	460	4 928	1 746	16 599
	SINGAPORE	345	1 956	251	2 352
	PHILIPPINES	3	9	77	586
	MALAYSIA	5 519	90 067	4 519	70 881
	VIET NAM	7 175	51 260	52 014	365 704
	INDIA	299	3 357	427	3 658
	PAKISTAN	52	71	0	0
	BANGLADESH	1	21	10	190
	SRI LANKA	95	307	144	3 760
	LEBANON	1	36	0	0
	TURKEY	163	3 247	178	3 468
	UNITED ARAB EMIRATES	233	3 373	23	363

http://www.bps.go.id

HS / SITC	COMMODITY DESCRIPTION / COUNTRY OF ORIGIN	JANUARY - DECEMBER 2015		JANUARY - DECEMBER 2016	
		NET WEIGHT (KG)	CIF VALUE (US$)	NET WEIGHT (KG)	CIF VALUE (US$)
	BAHRAIN	0	0	11	96
	EGYPT	34	60	0	0
	TUNISIA	0	0	8	147
	SOUTH AFRICA	0	0	21	196
	AUSTRALIA	985	10 792	270	4 497
	NEW ZEALAND	67	973	1	8
	FIJI	0	0	17	97
	UNITED STATES	0	0	20	714
	BRAZIL	0	0	6	43
	COLOMBIA	0	0	59	2 604
	PERU	3	35	0	0
	UNITED KINGDOM	608	11 528	191	6 133
	NETHERLANDS	5	192	9	189
	FRANCE	12	1 617	20	914
	GERMANY, FED. REP. OF	182	4 908	18	854
	AUSTRIA	7	70	43	212
	BELGIUM	160	2 352	1	32
	SWITZERLAND	0	0	1	34
	DENMARK	7	1 095	3	326
	ITALY	73	3 525	236	11 889
	SPAIN	1	34	0	0
	GREECE	0	0	1	3
	ROMANIA	19	441	83	25 728
	CZECH REPUBLIC	0	0	11	3 244
	SUB TOTAL	**171 112**	**2 488 714**	**252 106**	**3 099 791 ***
5513410000	**PRINTED POLYESTER STAPLE FIBRES, PLAINWEAVE <85% OF FBR, COTTON<170 G/M**				
65331	JAPAN	0	0	738	11 316
	HONG KONG	225	5 020	1 019	14 594
	KOREA, REPUBLIC OF	60 678	487 347	50 870	419 740
	TAIWAN	1 630	32 995	3	6
	CHINA	3 234 956	5 199 589	2 477 956	3 941 684
	THAILAND	0	0	345	5 446
	SINGAPORE	0	0	32	110
	VIET NAM	18 760	147 464	6 366	57 195
	INDIA	0	0	5	5
	AUSTRALIA	2	2	13	69
	NEW ZEALAND	0	0	22	250
	UNITED STATES	0	0	1	1
	UNITED KINGDOM	0	0	1	1
	ITALY	0	0	1	72
	SUB TOTAL	**3 316 251**	**5 872 417**	**2 537 372**	**4 450 489 ***
5513490000	**OTHER WOVEN FABRICS<85% OF FIBRESWEIGHT <170 G/M OF COTTON**				
65332	JAPAN	1 136	28 099	0	0
	HONG KONG	1 023	3 825	7 226	42 298
	KOREA, REPUBLIC OF	3 981	37 142	9 902	94 829
	CHINA	13 512	117 282	12 674	113 066
	THAILAND	51	567	0	0
	VIET NAM	6 523	45 655	0	0
	CANADA	50	1 526	0	0
	GERMANY, FED. REP. OF	0	0	14	145
	SUB TOTAL	**26 276**	**234 096**	**29 816**	**250 338 ***
5514110000	**WOVEN FBRCS OF POLYESTER STAPLE FIBRESPLAIN WEAVE <=85%,COTTON >170G/M**				
65333	JAPAN	61 355	1 679 105	209 369	2 725 596
	HONG KONG	12 202	386 878	54 379	653 149
	KOREA, REPUBLIC OF	57 075	535 050	20 759	155 909
	TAIWAN	18 981	167 913	112 981	1 667 635
	CHINA	879 027	9 515 630	1 387 339	12 037 142
	THAILAND	99 591	910 628	47 686	363 590
	SINGAPORE	0	0	50	2 000
	MALAYSIA	0	0	214 145	2 132 818
	VIET NAM	8 118	138 405	120 522	1 729 462
	INDIA	2 710	10 400	19 619	216 181
	BANGLADESH	11	55	0	0
	TURKEY	0	0	49 567	239 421
	ITALY	0	0	31	3 204
	SUB TOTAL	**1 139 070**	**13 344 064**	**2 236 447**	**21 926 107 ***

http://www.bps.go.id

HS / SITC	COMMODITY DESCRIPTION / COUNTRY OF ORIGIN	JANUARY - DECEMBER 2015		JANUARY - DECEMBER 2016	
		NET WEIGHT (KG)	CIF VALUE (US$)	NET WEIGHT (KG)	CIF VALUE (US$)
5514120000	**3-THREAD/4-THREAD TWILL, INCL TWILL OFPOLYESTER STPL FBRS<85%, COTTON>170**				
65333	JAPAN	1 101	9 526	5 158	95 388
	HONG KONG	27	351	8 057	56 540
	TAIWAN	121	4 583	0	0
	CHINA	562	16 720	2 180	11 957
	MALAYSIA	8 681	32 797	13 190	52 232
	UNITED KINGDOM	0	0	264	1 714
	ITALY	0	0	22 556	57 398
	SUB TOTAL	**10 492**	**63 977**	**51 405**	**275 229 ***
5514190000	**OTHER WOVEN FABRICS<85% OF FIBRESMIXED WEIGHT >170G/M OF COTTON**				
65334	JAPAN	423 108	8 680 024	392 852	8 646 102
	HONG KONG	169 952	2 117 721	335 237	3 247 833
	KOREA, REPUBLIC OF	275 815	3 062 711	436 267	4 849 555
	TAIWAN	197 796	3 217 060	79 329	1 031 399
	CHINA	699 436	5 959 037	803 332	6 211 785
	THAILAND	7 286	103 194	72 111	327 576
	SINGAPORE	15 894	231 625	6 412	89 416
	MALAYSIA	56 723	503 217	15 739	109 384
	CAMBODIA	0	0	606	3 239
	VIET NAM	219 014	3 297 364	37 607	580 427
	INDIA	149	2 826	39	561
	PAKISTAN	0	0	20	91
	TURKEY	0	0	4 490	78 063
	NEW ZEALAND	6 318	252 875	7 738	267 957
	UNITED STATES	1 130	16 691	635	17 951
	UNITED KINGDOM	166	5 126	0	0
	FRANCE	98	8 787	1 610	20 833
	ITALY	1 303	4 104	25	269
	SUB TOTAL	**2 074 188**	**27 462 362**	**2 194 049**	**25 482 441 ***
5514210000	**DYED POLYESTER STAPLE FBRS, PLAIN WEAVESTAPLE FBRS<85%, COTTON >170 G/M**				
65333	JAPAN	10 059	142 379	12 050	193 834
	TAIWAN	49 839	684 127	169 979	2 343 250
	CHINA	1 376	21 424	2 037	30 152
	THAILAND	9 280	80 563	573	6 856
	VIET NAM	3 492	33 082	17 573	166 131
	UNITED STATES	9	666	0	0
	SUB TOTAL	**74 055**	**962 241**	**202 212**	**2 740 223 ***
5514220000	**WOVEN FABRIC OF SYNT; DYED<85% WITH CTTO3-THREAD/4-THREAD TWILL,INCLUD GROSSTWIL**				
65333	JAPAN	18 186	187 172	656	11 876
	HONG KONG	5 261	106 701	434	9 959
	KOREA, REPUBLIC OF	1 229	25 607	101	2 289
	TAIWAN	2 485	43 129	4 058	71 442
	CHINA	88 976	779 839	142 694	1 206 901
	THAILAND	0	0	29 861	207 197
	SINGAPORE	1 978	13 043	959	8 126
	MALAYSIA	727	8 021	0	0
	AUSTRALIA	2 562	37 140	3 225	60 211
	NEW ZEALAND	0	0	202	2 514
	FIJI	93	645	0	0
	UNITED STATES	5	74	0	0
	UNITED KINGDOM	905	9 060	3 316	20 889
	ITALY	997	11 078	0	0
	SUB TOTAL	**123 404**	**1 221 509**	**185 506**	**1 601 404 ***
5514230000	**WOVEN FABRIC OF SYNT; DYED<85% WITH CTTODYED; OTH WOVEN FBR POLYSTER**				
65333	HONG KONG	0	0	3	139
	KOREA, REPUBLIC OF	654	19 900	105 567	633 730
	TAIWAN	5 923	90 867	8 337	79 934
	CHINA	15 369	203 862	716	12 251
	VIET NAM	263	5 958	164	3 878
	SUB TOTAL	**22 209**	**320 587**	**114 787**	**729 932 ***
5514290000	**OTHER WOVEN FABRICS<85% OF FIBRES MIXEDWEIGHT >170G/M OF COTTON , DYED**				
65334	KOREA, REPUBLIC OF	26 026	246 626	61 795	690 988
	TAIWAN	2 748	34 537	232	3 612

http://www.bps.go.id

HS / SITC	COMMODITY DESCRIPTION / COUNTRY OF ORIGIN	JANUARY - DECEMBER 2015		JANUARY - DECEMBER 2016	
		NET WEIGHT (KG)	CIF VALUE (US$)	NET WEIGHT (KG)	CIF VALUE (US$)
	CHINA	176 682	1 254 912	157 727	1 240 684
	THAILAND	1 535	22 117	8 428	118 756
	SINGAPORE	7 739	23 449	0	0
	VIET NAM	0	0	1 184	5 201
	INDIA	0	0	132	1 323
	UNITED STATES	0	0	14	343
	UNITED KINGDOM	8 132	65 840	0	0
	GERMANY, FED. REP. OF	373	6 298	0	0
	ITALY	0	0	3	171
	SUB TOTAL	**223 235**	**1 653 779**	**229 515**	**2 061 078 ***
5514300000	**WOVEN FABRICS OF SYNTH STPLE FIBRE <85%, COTTON >170 G/M, DIFF COLOR**				
65335	JAPAN	455	8 882	0	0
	TAIWAN	1 992	10 943	0	0
	CHINA	0	0	48 077	465 793
	THAILAND	1 060	12 095	4 947	56 754
	ITALY	24	672	0	0
	ROMANIA	0	0	7	114
	SUB TOTAL	**3 531**	**32 592**	**53 031**	**522 661 ***
5514410000	**PRINTED POLYESTER STAPLE FIBRES, PLAINWEAVE <85% OF FBR, COTTON >170 G/M**				
65333	HONG KONG	1 787	14 769	6 634	64 176
	KOREA, REPUBLIC OF	4 169	42 889	38 966	561 074
	TAIWAN	0	0	6 896	123 855
	CHINA	778 423	7 708 464	560 063	6 454 926
	MALAYSIA	0	0	35 381	442 728
	SOUTH AFRICA	0	0	21	905
	SUB TOTAL	**784 379**	**7 766 122**	**647 961**	**7 647 664 ***
5514420000	**PRNT 3-THREAD/4-THREAD TWILL,INCL TWLPOLYESTER STPLE FBR<85%, COTTON >170G/M**				
65333	HONG KONG	24 404	146 566	14 807	84 497
	KOREA, REPUBLIC OF	11	93	0	0
	TAIWAN	102	8 217	293	11 351
	CHINA	4 360	49 480	3	12
	INDIA	0	0	564	4 433
	PAKISTAN	0	0	755	7 705
	SOUTH AFRICA	0	0	7	22
	UNITED KINGDOM	123 163	1 019 070	28 950	233 603
	PORTUGAL	402	4 776	0	0
	SUB TOTAL	**152 442**	**1 228 202**	**45 379**	**341 623 ***
5514430000	**OTH PRINTD WOVEN FABRICS OF POLYESTERSTPL FBR <85%, COTTON >170 G/M**				
65333	JAPAN	169 101	2 328 138	3 303	51 136
	HONG KONG	8 408	72 354	0	0
	KOREA, REPUBLIC OF	12 115	194 977	7 807	89 735
	TAIWAN	19 755	147 963	1 889	12 159
	CHINA	7 885	85 602	1 822	18 268
	SINGAPORE	17 992	112 000	0	0
	VIET NAM	51 001	703 774	36 755	685 182
	UNITED STATES	0	0	3	133
	UNITED KINGDOM	55	387	0	0
	NETHERLANDS	186	2 435	0	0
	SUB TOTAL	**286 498**	**3 647 630**	**51 579**	**856 613 ***
5514490000	**OTH PRINTED WOVEN FABRICS<85% SUCHFIBRES, WEIGHT >170 G/M OF COTTON**				
65334	JAPAN	0	0	13	258
	HONG KONG	50 051	506 644	3 217	50 569
	KOREA, REPUBLIC OF	3	3	10 587	129 153
	TAIWAN	4 839	71 649	33 651	408 033
	CHINA	38 733	733 842	2 618	66 517
	THAILAND	210 566	582 210	546 413	1 414 145
	SINGAPORE	7 157	141 487	8 084	83 352
	INDIA	0	0	158 976	419 942
	PAKISTAN	0	0	1 205	3 876
	UNITED STATES	2 094	88 915	0	0
	ITALY	0	0	1 505	4 096
	SUB TOTAL	**313 443**	**2 124 750**	**766 269**	**2 579 941 ***

http://www.bps.go.id

HS / SITC	COMMODITY DESCRIPTION / COUNTRY OF ORIGIN	JANUARY - DECEMBER 2015		JANUARY - DECEMBER 2016	
		NET WEIGHT (KG)	CIF VALUE (US$)	NET WEIGHT (KG)	CIF VALUE (US$)
5515110000	**OTH WVN FABRCS OF SYNTH STPLE FBRS OFPOLYESTER STPL FBR MIXED VISCOSE RAYON**				
65343	JAPAN	747	10 487	3 488	118 295
	HONG KONG	346 362	2 872 212	547 495	3 467 855
	KOREA, REPUBLIC OF	974 276	9 964 252	859 611	9 005 360
	TAIWAN	71 636	1 180 301	219 180	2 165 763
	CHINA	2 206 510	21 580 056	2 434 772	20 332 458
	THAILAND	5 775	62 483	9 411	114 891
	SINGAPORE	235	7 782	67 053	170 810
	MYANMAR	2 846	51 858	0	0
	VIET NAM	47 864	276 146	159 039	1 018 018
	INDIA	334 188	2 921 280	276 181	2 269 149
	PAKISTAN	49 313	170 345	16 211	58 312
	BANGLADESH	5	5	0	0
	SRI LANKA	187	1 810	0	0
	TURKEY	63 704	622 694	134 117	1 732 047
	BAHRAIN	0	0	3 050	26 072
	EGYPT	1	1	0	0
	AUSTRALIA	11 448	101 186	6 535	109 530
	UNITED STATES	619	20 052	535	17 721
	CANADA	2	2	1	1
	UNITED KINGDOM	0	0	20 273	194 629
	FRANCE	3 433	67 006	42	815
	GERMANY, FED. REP. OF	1 430	36 331	0	0
	BELGIUM	2	2	0	0
	ITALY	181	9 063	73	7 815
	SPAIN	181	5 793	5 237	67 244
	POLAND	6	1	0	0
	ROMANIA	3 166	54 989	16 905	309 675
	BULGARIA	565	14 087	436	11 915
	SUB TOTAL	**4 124 682**	**40 030 224**	**4 779 645**	**41 198 375 ***
5515120000	**OTH WVN FABRCS OF SYNTH STPLE FBRS OFPOLYESTER STPL FBR MIXED W/M-MADE FLMNT**				
65342	JAPAN	38 861	174 675	57 771	842 658
	HONG KONG	0	0	65	3 294
	KOREA, REPUBLIC OF	1 132	26 213	10 623	66 504
	TAIWAN	3 689	65 498	1 147	27 009
	CHINA	985 863	1 809 032	11 612 177	20 228 058
	THAILAND	0	0	30 538	228 245
	SINGAPORE	91	1 114	0	0
	VIET NAM	226	601	0	0
	INDIA	0	0	16 427	61 950
	PAKISTAN	0	0	401	1 373
	INDONESIA	0	0	76 640	233 773
	UNITED ARAB EMIRATES	0	0	4	271
	AUSTRALIA	0	0	336	5 913
	UNITED STATES	0	0	2 223	30 014
	UNITED KINGDOM	24	1 133	33	1 257
	GERMANY, FED. REP. OF	912	30 068	0	0
	BELGIUM	409	12 479	84	1 197
	ITALY	48	5 791	16	2 717
	BULGARIA	0	0	1 628	37 793
	SUB TOTAL	**1 031 255**	**2 126 604**	**11 810 113**	**21 772 026 ***
5515130000	**OTH WVN FABRCS OF SYNTH STPLE FBRS OFPOLYSTER STPL FBR MIX W/WOOL/ANML HAIR**				
65341	JAPAN	47 789	914 609	61 885	1 735 978
	HONG KONG	23 211	241 857	4 453	57 410
	KOREA, REPUBLIC OF	184 932	2 227 548	30 908	430 129
	TAIWAN	9 716	149 344	8 574	146 868
	CHINA	500 229	7 547 757	180 184	3 536 830
	THAILAND	0	0	167	1 302
	SINGAPORE	7 891	45 667	0	0
	PHILIPPINES	26	513	0	0
	VIET NAM	8 187	236 466	26 253	789 417
	INDIA	42 739	822 377	39 508	730 973
	TURKEY	0	0	397	8 563
	AUSTRALIA	6 222	60 172	5 817	74 941
	FIJI	307	2 120	0	0
	UNITED STATES	386	7 160	0	0
	UNITED KINGDOM	782	19 102	10	22
	FRANCE	6 887	77 871	3 256	48 507
	ITALY	27 479	562 147	29	2 400

http://www.bps.go.id

HS / SITC	COMMODITY DESCRIPTION / COUNTRY OF ORIGIN	JANUARY - DECEMBER 2015		JANUARY - DECEMBER 2016	
		NET WEIGHT (KG)	CIF VALUE (US$)	NET WEIGHT (KG)	CIF VALUE (US$)
	ROMANIA	0	0	10	220
	BULGARIA	0	0	1 993	46 573
	SUB TOTAL	**866 783**	**12 914 710**	**363 444**	**7 610 133 ***
5515190000	**OTHER WOVEN FABRICS OF SYNTH STPLE FBROF OTHER POLYESTER STAPLE FIBRES**				
65343	JAPAN	919	28 139	1 758	66 064
	HONG KONG	8 711	135 502	6 289	57 783
	KOREA, REPUBLIC OF	241 444	2 248 689	195 512	2 073 951
	TAIWAN	116 422	923 963	122 049	1 237 968
	CHINA	369 795	6 367 245	319 398	5 302 472
	THAILAND	1 603	25 926	1 448	34 688
	SINGAPORE	615	42 417	11	265
	MALAYSIA	0	0	66	762
	BRUNEI DARUSSALAM	30	2 439	0	0
	VIET NAM	2 214	19 269	9 916	121 981
	INDIA	79 906	1 286 297	85 045	1 054 134
	PAKISTAN	98	772	9 309	34 546
	TURKEY	62 748	964 481	21 588	309 140
	UNITED ARAB EMIRATES	0	0	13	145
	AUSTRALIA	397	7 460	4 911	2 541
	UNITED STATES	85	3 403	106	1 486
	CANADA	156	4 242	0	0
	UNITED KINGDOM	7 071	487 674	2 445	106 777
	GERMANY, FED. REP. OF	155	1 952	0	0
	BELGIUM	26	854	302	3 475
	ITALY	90	5 083	78	3 025
	SUB TOTAL	**892 485**	**12 555 807**	**780 244**	**10 411 203 ***
5515210000	**OTH WVN FBRCS OF ACRYLIC/MODACRYLICMIXED/SOLELY WITH MAN-MADE FILAMENT**				
65342	JAPAN	0	0	1 323	38 060
	KOREA, REPUBLIC OF	0	0	256	8 737
	TAIWAN	0	0	1	9
	CHINA	9 102	113 320	32 045	321 914
	THAILAND	0	0	60	1 371
	PAKISTAN	187	1 244	0	0
	TURKEY	859	9 626	0	0
	UNITED STATES	88	2 638	5	11
	BELGIUM	88	983	119	1 674
	SPAIN	0	0	61	2 671
	SUB TOTAL	**10 324**	**127 811**	**33 870**	**374 447 ***
5515220000	**OTH WVN FBRCS OF ACRYLIC/MODACRYLICMIXED/SOLELY W/WOOL/FINE ANML HAIR**				
65341	HONG KONG	5 904	62 339	0	0
	KOREA, REPUBLIC OF	1 662	13 065	0	0
	CHINA	89 311	1 075 660	5 477	78 274
	ITALY	28 790	480 821	13 538	349 371
	SUB TOTAL	**125 667**	**1 631 885**	**19 015**	**427 645 ***
5515290000	**OTH WVN FBRCS OF ACRYLIC/MODACRYLICMIX W/OTHER THAN MAN-MADE FILMNT/WOOL**				
65343	JAPAN	0	0	59	191
	HONG KONG	450	3 587	112	1 821
	KOREA, REPUBLIC OF	2 309	41 359	27 086	693 673
	CHINA	2 255	25 417	5 867	149 812
	THAILAND	38	1 387	0	0
	SINGAPORE	43 436	72 538	17 549	22 306
	UNITED STATES	423	11 457	114	3 684
	UNITED KINGDOM	0	0	12	454
	SUB TOTAL	**48 911**	**155 745**	**50 799**	**871 941 ***
5515910000	**OTH WOVEN FABRICS MIXED MAINLY/SOLELYMAN-MADE FILAMENTS**				
65342	JAPAN	10 338	224 050	6 830	187 046
	KOREA, REPUBLIC OF	4 625	134 903	4 890	127 427
	TAIWAN	3 903	100 051	4 774	118 390
	CHINA	207	3 752	29 302	377 576
	UNITED STATES	8	98	0	0
	FRANCE	0	0	11	355
	ITALY	23	1 735	0	0
	SUB TOTAL	**19 104**	**464 589**	**45 807**	**810 794 ***

http://www.bps.go.id

HS / SITC	COMMODITY DESCRIPTION / COUNTRY OF ORIGIN	JANUARY - DECEMBER 2015		JANUARY - DECEMBER 2016	
		NET WEIGHT (KG)	CIF VALUE (US$)	NET WEIGHT (KG)	CIF VALUE (US$)
5515991000	**OTH WOVEN FABRICS MIXED MAINLY/SOLELYW/WOOL/FINE ANML HAIR**				
65343	KOREA, REPUBLIC OF	2 329	49 860	2 713	59 584
	TAIWAN	0	0	38	322
	CHINA	93	1 572	0	0
	SRI LANKA	67	119	12	5
	SUB TOTAL	**2 489**	**51 551**	**2 763**	**59 911 ***
5515999000	**OTH WOVEN FABRICS MIXED MAINLY/SOLELYWITH OTHER THAN MAN-MADE FLMNT/WOOL**				
65343	JAPAN	10 464	259 899	13 442	366 107
	HONG KONG	107 818	1 366 210	51 277	872 594
	KOREA, DEM. PEOPLE'S REP.	0	0	12	75
	KOREA, REPUBLIC OF	34 824	566 722	23 456	399 286
	TAIWAN	54 418	702 465	39 265	654 619
	CHINA	340 923	5 070 780	371 772	5 053 677
	THAILAND	9 825	138 250	10 922	123 014
	SINGAPORE	3 000	61 083	1 801	27 016
	PHILIPPINES	74	804	47	940
	MALAYSIA	2 315	9 270	2 040	8 094
	MYANMAR	17	2	53	484
	CAMBODIA	232	6 074	317	2 585
	VIET NAM	2 729	30 980	3 087	28 842
	INDIA	1 339	19 679	1 843	24 701
	PAKISTAN	2 138	9 113	3 967	17 862
	BANGLADESH	150	2 884	46	296
	SRI LANKA	284	6 088	397	11 054
	INDONESIA	17	300	57	668
	ISRAEL	0	0	20	1 789
	JORDAN	12	44	5	21
	LEBANON	2	8	28	391
	TURKEY	726	13 601	1 210	23 699
	UNITED ARAB EMIRATES	40	822	38	228
	QATAR	28	1 227	0	0
	BAHRAIN	0	0	36	283
	TUNISIA	0	0	41	857
	ETHIOPIA	3	2	0	0
	AUSTRALIA	907	17 308	785	15 466
	NEW ZEALAND	10	210	59	3 177
	FIJI	1	3	1	10
	UNITED STATES	1 464	52 207	2 446	91 258
	CANADA	2	18	17	373
	MEXICO	0	0	20	310
	GUATEMALA	2	55	0	0
	HONDURAS	0	0	1	191
	CHILE	1	8	1	3
	BRAZIL	50	775	7	301
	COLOMBIA	1	24	1	102
	EL SALVADOR	0	0	2	26
	UNITED KINGDOM	634	30 919	440	11 312
	NETHERLANDS	71	4 563	36	1 765
	FRANCE	421	30 579	449	41 314
	GERMANY, FED. REP. OF	130	4 515	212	8 018
	AUSTRIA	128	2 494	96	1 983
	BELGIUM	751	13 075	1 022	12 055
	SWITZERLAND	136	13 809	43	3 405
	DENMARK	0	0	15	1 515
	NORWAY	13	34	15	32
	SWEDEN	8	34	9	69
	IRELAND	0	0	4	8
	ITALY	873	34 781	958	33 479
	SPAIN	170	8 527	346	13 123
	PORTUGAL	12	190	12	388
	GREECE	1	1	3	5
	HUNGARY	0	0	2	58
	POLAND	2	2	24	96
	ROMANIA	162	4 806	74	2 566
	BULGARIA	12	474	97	2 563
	ESTONIA	14	123	0	0
	GEORGIA	0	0	18	155
	MALTA	0	0	1	109
	RUSSIA FEDERATION	0	0	1	1
	SUB TOTAL	**577 354**	**8 485 841**	**532 396**	**7 864 418 ***

http://www.bps.go.id

HS / SITC	COMMODITY DESCRIPTION / COUNTRY OF ORIGIN	JANUARY - DECEMBER 2015		JANUARY - DECEMBER 2016	
		NET WEIGHT (KG)	CIF VALUE (US$)	NET WEIGHT (KG)	CIF VALUE (US$)
5516110000	**UNBLEACHED/BLEACHED WOVEN FABRICS OFARTIFICIAL STAPLE FIBRE;WEIGHT>=85%**				
65360	JAPAN	55	1 725	0	0
	HONG KONG	48 386	304 706	2 904	41 347
	KOREA, REPUBLIC OF	41	27	3 392	64 464
	TAIWAN	1 631	22 856	929	13 248
	CHINA	585 989	3 965 112	809 343	5 565 227
	THAILAND	351	2 875	0	0
	SINGAPORE	0	0	13 466	47 036
	INDIA	0	0	88	550
	PAKISTAN	17	182	0	0
	UNITED STATES	48	1 449	32	795
	GERMANY, FED. REP. OF	0	0	745	5 707
	SPAIN	647	10 167	14 595	233 814
	SUB TOTAL	**637 165**	**4 309 099**	**845 494**	**5 972 188 ***
5516120000	**DYED WOVEN FBRCS OF ARTIFICIAL STAPLEFIBRE; WEIGHT>=85%**				
65360	JAPAN	12 311	119 402	10 655	119 293
	HONG KONG	437 916	7 496 235	168 009	2 205 273
	KOREA, REPUBLIC OF	162 491	1 858 179	282 170	2 927 859
	TAIWAN	28 041	379 302	13 601	303 206
	CHINA	678 745	7 449 337	1 387 173	15 295 264
	THAILAND	7 847	97 454	0	0
	SINGAPORE	0	0	231	6 028
	MALAYSIA	45 222	37 402	0	0
	VIET NAM	6 706	48 371	0	0
	AUSTRALIA	0	0	45	313
	UNITED STATES	0	0	3 437	46 811
	BELIZE	145 815	1 673 229	132 338	1 656 646
	UNITED KINGDOM	539	10 555	2 180	31 788
	GERMANY, FED. REP. OF	15	132	0	0
	BELGIUM	238	3 064	77	978
	SPAIN	800	24 128	36	1 027
	CROATIA	3 137	80 155	0	0
	SUB TOTAL	**1 529 823**	**19 276 945**	**1 999 952**	**22 594 486 ***
5516130000	**WOVEN FABRICS OF YARNS OF DIFF COLORWEIGHT>=85% OF ARTFICIAL STAPLE FIBRES**				
65360	HONG KONG	47	183	1 929	17 883
	TAIWAN	3 693	144 285	1	33
	CHINA	15 754	172 725	41 634	440 377
	MALAYSIA	354	3 963	0	0
	AUSTRALIA	58	568	0	0
	UNITED STATES	2	5	0	0
	UNITED KINGDOM	5	535	68	2 461
	BELGIUM	1 859	22 918	0	0
	ITALY	0	0	14	344
	SPAIN	7 532	106 627	27 635	411 946
	SUB TOTAL	**29 304**	**451 809**	**71 281**	**873 044 ***
5516140000	**PRINTED WOVEN FABRICS; WGHT>=85% OFARTFICIAL STAPLE FIBRES**				
65360	JAPAN	0	0	15	804
	HONG KONG	12 768	217 095	14 012	238 050
	KOREA, REPUBLIC OF	36 927	474 043	114 926	1 223 488
	TAIWAN	33 735	178 338	65 923	1 085 347
	CHINA	187 586	2 491 377	523 624	5 475 916
	VIET NAM	1 202	10 166	0	0
	INDIA	1	8	2 272	43 369
	TURKEY	0	0	1 447	26 363
	UNITED STATES	0	0	3	10
	GERMANY, FED. REP. OF	18	756	0	0
	ITALY	1	156	0	0
	SPAIN	745	12 079	3 574	73 199
	SUB TOTAL	**272 983**	**3 384 018**	**725 796**	**8 166 546 ***
5516210000	**UN/BLEACHED WOVEN FABRICS OF ARTIFICIALSTAPLE FIBRE MIX M-M-F;WEIGHT<85%**				
65383	JAPAN	2 384	51 923	0	0
	KOREA, REPUBLIC OF	3 485	32 440	648	9 823
	TAIWAN	847	446 940	1 584	547 379
	CHINA	13 641	171 606	3 315	69 841
	PAKISTAN	130	1 602	0	0

http://www.bps.go.id

HS / SITC	COMMODITY DESCRIPTION / COUNTRY OF ORIGIN	JANUARY - DECEMBER 2015		JANUARY - DECEMBER 2016	
		NET WEIGHT (KG)	CIF VALUE (US$)	NET WEIGHT (KG)	CIF VALUE (US$)
	TURKEY	8 415	104 671	4 224	96 084
	SUB TOTAL	**28 902**	**809 182**	**9 771**	**723 127 ***
5516220000	**DYED WOVEN FABRICS OF ARTIFICIAL STAPLEFIBRE MIX M-M-F;WEIGHT<85%**				
65383	JAPAN	4 097	96 680	0	0
	HONG KONG	2 250	74 627	14 847	255 530
	KOREA, REPUBLIC OF	94 485	1 372 256	19 577	406 582
	TAIWAN	4 481	84 950	4 277	68 934
	CHINA	40 872	601 325	42 986	368 088
	SINGAPORE	850	17 181	0	0
	TURKEY	1 125	27 581	15	121
	AUSTRALIA	0	0	193	4 586
	UNITED STATES	374	7 793	2	147
	SUB TOTAL	**148 534**	**2 282 393**	**81 897**	**1 103 988 ***
5516230000	**WOVEN FABRICS OF YARN OF DIFF COLORARTFCIAL STPLE FBR MIX M-M-F;WEGHT<85%**				
65383	KOREA, REPUBLIC OF	0	0	1 261	23 332
	CHINA	1 111	30 170	3 960	43 361
	THAILAND	0	0	1 855	21 597
	UNITED STATES	28	1 001	44	1 795
	UNITED KINGDOM	24	1 757	73	5 045
	FRANCE	0	0	8	788
	BELGIUM	0	0	86	974
	ITALY	18	5 494	0	0
	SUB TOTAL	**1 181**	**38 422**	**7 287**	**96 892 ***
5516240000	**PRINTED WOVEN FABRICS OF ARTIFCL STAPLEFIBRE MIXED WITH M-M-F;WEIGHT<85%**				
65383	HONG KONG	2 584	57 318	0	0
	KOREA, REPUBLIC OF	2 623	54 303	22	75
	TAIWAN	11 978	221 313	1 320	26 849
	CHINA	21 457	359 940	7 481	118 610
	SINGAPORE	185	4 264	0	0
	INDIA	0	0	4 557	47 579
	SUB TOTAL	**38 827**	**697 138**	**13 380**	**193 113 ***
5516310000	**UN/BLEACHED WOVEN FABRICS OF ARTIFICIALSTAPLE FIBRE MIXED W/WOOL;WEIGHT<85%**				
65382	HONG KONG	998	14 901	100	827
	CHINA	29	392	136	1 513
	SUB TOTAL	**1 027**	**15 293**	**236**	**2 340 ***
5516320000	**DYED WOVEN FABRICS OF ARTIFICIAL STAPLEFIBRE MIXED WITH WOOL;WEIGHT<85%**				
65382	JAPAN	1 062	30 456	100	5 197
	CHINA	7 109	62 037	2 094	28 235
	VIET NAM	65	1 852	0	0
	ITALY	0	0	1 509	45 637
	SUB TOTAL	**8 236**	**94 345**	**3 703**	**79 069 ***
5516330000	**WOVEN FBRC OF YARN OF DIFF COLOR STAPLEFIBRE MIXED WITH WOOL;WEIGHT<85%**				
65382	ITALY	30	805	4	164
	SUB TOTAL	**30**	**805**	**4**	**164 ***
5516340000	**PRINTED WOVEN FABRICS OF STAPLE FIBREMIXED WITH WOOL;WEIGHT<85%**				
65382	JAPAN	0	0	411	20 109
	GERMANY, FED. REP. OF	741	2 558	0	0
	SUB TOTAL	**741**	**2 558**	**411**	**20 109 ***
5516410000	**UN/BLEACHED WOVEN FABRICS OF ARTIFICIALSTAPLE FIBRE MIXED COTTON;WEIGHT<85%**				
65381	JAPAN	217	3 630	2 083	102 873
	HONG KONG	23	184	48	619
	CHINA	31 899	353 152	24 182	242 095
	ITALY	0	0	6	265
	SPAIN	0	0	49	1 227
	SUB TOTAL	**32 139**	**356 966**	**26 368**	**347 079 ***

http://www.bps.go.id

HS / SITC	COMMODITY DESCRIPTION / COUNTRY OF ORIGIN	JANUARY - DECEMBER 2015		JANUARY - DECEMBER 2016	
		NET WEIGHT (KG)	CIF VALUE (US$)	NET WEIGHT (KG)	CIF VALUE (US$)
5516420000	**DYED WOVEN FABRICS OF ARTIFICIAL STAPLEFIBRE MIXED WITH COTTON;WEIGHT<85%**				
65381	JAPAN	57	750	0	0
	HONG KONG	5	37	0	0
	KOREA, REPUBLIC OF	331	5 159	7	98
	CHINA	13 506	199 271	104	1 130
	UNITED STATES	0	0	37	1 480
	UNITED KINGDOM	0	0	16	789
	SUB TOTAL	**13 899**	**205 217**	**164**	**3 497 ***
5516430000	**WOVEN FABRICS OF YARN OF DIFF COLORSMIXED WITH COTTON;WEIGHT<85%**				
65381	JAPAN	1	350	0	0
	KOREA, REPUBLIC OF	47	1 409	0	0
	CHINA	1 170	13 183	22	90
	MALAYSIA	0	0	5	199
	TURKEY	8 496	122 824	0	0
	UNITED ARAB EMIRATES	0	0	53	1 011
	NEW ZEALAND	67	5 124	0	0
	CANADA	0	0	15	2 643
	UNITED KINGDOM	167	3 272	328	9 948
	FRANCE	9	629	0	0
	BELGIUM	104	3 586	0	0
	ITALY	0	0	1	117
	SUB TOTAL	**10 061**	**150 377**	**424**	**14 008 ***
5516440000	**PRINTED WOVEN FBRCS OF ARTIFICL STAPLEFIBRE MIXED WITH COTTON;WEIGHT<85%**				
65381	KOREA, REPUBLIC OF	9	1	0	0
	SUB TOTAL	**9**	**1**	**0**	**0 ***
5516910000	**OTHER UN/BLEACHED WOVEN FABRICS OFSTAPLE FBR**				
65389	JAPAN	1	19	0	0
	HONG KONG	1	5	0	0
	CHINA	5 304	61 442	8 532	103 862
	SINGAPORE	8	20	0	0
	SUB TOTAL	**5 314**	**61 486**	**8 532**	**103 862 ***
5516920000	**OTHER WOVEN FABRICS OF ARTIFICIAL STAPLEFIBRE,UN/BLEACHED**				
65389	JAPAN	2 651	70 937	0	0
	KOREA, REPUBLIC OF	1	1	0	0
	CHINA	2 795	48 985	4 085	43 883
	UNITED STATES	0	0	34	886
	UNITED KINGDOM	0	0	57	2 005
	SUB TOTAL	**5 447**	**119 923**	**4 176**	**46 774 ***
5516930000	**OTHER WOVEN FABRICS OF ARTIFICIAL STAPLEFIBRE,DYED**				
65389	CHINA	2 262	12 601	1 484	25 567
	AUSTRALIA	0	0	28	1 024
	UNITED KINGDOM	0	0	25	1 546
	FRANCE	20	4 027	6	625
	BELGIUM	155	2 087	305	4 034
	ITALY	59	6 356	23	6 244
	SUB TOTAL	**2 496**	**25 071**	**1 871**	**39 040 ***
5516940000	**OTHER WOVEN FABRICS OF ARTIFICIAL STAPLEFIBRE,OF YARN DIFF COLOURS**				
65389	JAPAN	0	0	1	65
	HONG KONG	304 912	2 580 315	394 510	3 235 681
	KOREA, REPUBLIC OF	68 560	625 987	8 897	104 492
	TAIWAN	679 898	7 811 765	785 675	8 728 202
	CHINA	474 975	3 884 937	350 362	3 261 119
	THAILAND	1	12	176	1 458
	CAMBODIA	0	0	1 033	10 084
	VIET NAM	53 139	363 161	11 471	79 805
	MOROCCO	0	0	46	288
	UNITED STATES	22 611	154 420	29	681
	VIRGIN ISLANDS (BRITISH)	1 622	11 005	0	0
	SUB TOTAL	**1 605 718**	**15 431 602**	**1 552 200**	**15 421 875 ***

http://www.bps.go.id

HS / SITC	COMMODITY DESCRIPTION / COUNTRY OF ORIGIN	JANUARY - DECEMBER 2015		JANUARY - DECEMBER 2016	
		NET WEIGHT (KG)	CIF VALUE (US$)	NET WEIGHT (KG)	CIF VALUE (US$)
5601210000	**WADDING OF COTTON,LENGTH<=5MM**				
65771	JAPAN	87 704	596 648	86 178	536 484
	HONG KONG	125 306	1 081 109	227 987	1 484 270
	KOREA, REPUBLIC OF	174 741	2 209 380	157 594	1 587 495
	TAIWAN	16 881	81 539	13 578	59 700
	CHINA	549 602	5 800 634	498 361	4 588 263
	SINGAPORE	66	885	20	389
	PHILIPPINES	0	0	49	2 559
	MALAYSIA	0	0	15	667
	VIET NAM	12 129	111 298	16 904	101 816
	INDIA	0	0	26 002	144 929
	PAKISTAN	0	0	60 462	345 519
	JORDAN	0	0	3	4
	UNITED STATES	33	1 910	7	152
	CANADA	0	0	1	4
	UNITED KINGDOM	130	1 422	223	4 538
	NETHERLANDS	1 481	27 422	1 347	29 362
	FRANCE	62	1 288	39	982
	GERMANY, FED. REP. OF	99	1 111	0	0
	SWITZERLAND	0	0	2	1 036
	GREECE	0	0	36	907
	SUB TOTAL	**968 234**	**9 914 646**	**1 088 808**	**8 889 076 ***
5601220010	**WADDING OF COTTON M-M-F OF WRAPPEDCIGARETTE TOW,LENGTH<=5MM**				
65771	KOREA, REPUBLIC OF	141 633	1 030 806	222 204	1 659 337
	CHINA	59 720	232 816	55 618	253 756
	THAILAND	110 058	1 038 229	159 220	1 106 765
	SINGAPORE	8 941	73 287	581	1 955
	PHILIPPINES	0	0	690	13 634
	MALAYSIA	48	3 742	0	0
	UNITED STATES	44	2 252	1 640	16 940
	PANAMA	0	0	12 769	107 463
	GERMANY, FED. REP. OF	0	0	4	76
	SWITZERLAND	42 989	1 140 699	80 603	2 672 132
	ITALY	118	3 020	180	4 764
	LITHUANIA	492	9 625	4 369	57 063
	SUB TOTAL	**364 043**	**3 534 476**	**537 878**	**5 893 885 ***
5601220090	**WADDING OF COTTON M-M-F OF OTH WRAPPEDCIGARETTE TOW,LENGTH<=5MM**				
65771	JAPAN	70 386	684 177	61 242	530 490
	HONG KONG	6 967	133 644	4 001	111 467
	KOREA, REPUBLIC OF	332 608	2 941 917	277 598	3 283 469
	TAIWAN	51 131	404 251	94 741	826 763
	CHINA	51 210	448 451	25 972	207 554
	THAILAND	49 376	467 348	11 876	99 802
	SINGAPORE	256 608	3 507 711	405 047	3 764 360
	PHILIPPINES	6	2 643	8	1 931
	MALAYSIA	0	0	835	27 908
	VIET NAM	827	11 596	20 002	225 528
	INDIA	98 690	695 790	70 845	426 925
	INDONESIA	0	0	19 007	177 288
	UNITED STATES	100	1 705	226	6 383
	CANADA	144	1 571	0	0
	UNITED KINGDOM	17 913	107 782	146	3 012
	NETHERLANDS	2	65	0	0
	FRANCE	103	1 045	19	698
	GERMANY, FED. REP. OF	23 468	176 468	4 513	360 129
	ITALY	0	0	7 390	56 217
	SUB TOTAL	**959 539**	**9 586 164**	**1 003 468**	**10 109 924 ***
5601290000	**WRAPPED OF OTHER THAN COTTON MAN-MADEFIBRES**				
65771	JAPAN	21 498	60 836	3 447	67 057
	HONG KONG	36	653	0	0
	KOREA, REPUBLIC OF	10 276	86 184	4 739	62 960
	TAIWAN	20 428	31 789	9 874	31 767
	CHINA	38 304	46 213	8 790	32 169
	SINGAPORE	9	118	4 153	11 320
	MALAYSIA	5 661	7 404	0	0
	VIET NAM	0	0	7	38
	INDIA	386	1 847	0	0

http://www.bps.go.id

HS / SITC	COMMODITY DESCRIPTION / COUNTRY OF ORIGIN	JANUARY - DECEMBER 2015		JANUARY - DECEMBER 2016	
		NET WEIGHT (KG)	CIF VALUE (US$)	NET WEIGHT (KG)	CIF VALUE (US$)
	UNITED STATES	154	251	148	341
	NETHERLANDS	13	373	0	0
	GERMANY, FED. REP. OF	2	182	1	24
	ITALY	2	7	1	32
	SUB TOTAL	**96 769**	**235 857**	**31 160**	**205 708 ***
5601301000	**POLYAMIDE FIBRE FLOCK OF WADDING,LENGTH<=5MM**				
65771	JAPAN	560	19 722	680	26 487
	HONG KONG	10 450	110 720	10 697	117 365
	KOREA, REPUBLIC OF	15 400	57 918	19 811	74 573
	TAIWAN	9 381	675 485	9 964	749 592
	CHINA	114	130	6 561	12 283
	THAILAND	1 442	52 969	0	0
	SINGAPORE	31	366	0	0
	AUSTRALIA	0	0	450	20 925
	UNITED STATES	0	0	20 214	694 539
	UNITED KINGDOM	5 877	651 311	14 470	823 819
	NETHERLANDS	1 301	121 309	1 913	162 841
	FRANCE	0	0	140	261
	GERMANY, FED. REP. OF	1 238	264 859	0	0
	NORWAY	568	46 716	0	0
	SWEDEN	762	44 631	268	15 554
	SUB TOTAL	**47 124**	**2 046 136**	**85 168**	**2 698 239 ***
5601302000	**POLYPROPYLENE FIBRE FLOCK,LENGTH<=5MM**				
65771	KOREA, REPUBLIC OF	139	1 552	0	0
	CHINA	2 560	17 145	5 070	28 050
	UNITED STATES	0	0	374	891
	SUB TOTAL	**2 699**	**18 697**	**5 444**	**28 941 ***
5601309000	**TEXTILE FLOCK & DUST MILL NEPS OTH THANPOLYAMIDE FIBRE FLOCK;LENGTH<=5**				
65771	JAPAN	60 282	1 061 548	135 470	1 680 170
	HONG KONG	0	0	5 403	57 609
	KOREA, REPUBLIC OF	7 135	14 924	34 544	72 145
	TAIWAN	5 385	33 365	542	11 531
	CHINA	40 496	461 059	62 370	618 709
	SINGAPORE	6	34	0	0
	PHILIPPINES	0	0	39	5 337
	MALAYSIA	3 000	10 800	3 000	10 800
	UNITED STATES	187	1 347	0	0
	UNITED KINGDOM	540	3 490	0	0
	NETHERLANDS	301	8 491	0	0
	FRANCE	0	0	6	160
	ITALY	60	539	0	0
	SUB TOTAL	**117 392**	**1 595 597**	**241 374**	**2 456 461 ***
5602100000	**NEEDLELOOM FELT & STITCH-BONDED FIBRECOVERED/LAMINATED.**				
65711	JAPAN	6 037	111 451	11 264	89 190
	HONG KONG	3 378	72 514	6 642	81 567
	KOREA, REPUBLIC OF	328 934	491 233	11 358	74 509
	TAIWAN	76 189	256 044	12 483	151 878
	CHINA	4 813 416	7 386 479	257 619	1 023 384
	THAILAND	45 584	318 002	11 152	126 724
	PHILIPPINES	1 766	7 313	0	0
	MALAYSIA	57 324	120 632	0	0
	VIET NAM	32	551	318	2 352
	TURKEY	12	584	0	0
	UNITED STATES	425	3 203	642	26 227
	CANADA	58	1 376	0	0
	UNITED KINGDOM	40 086	311 343	39 581	306 676
	NETHERLANDS	51	522	0	0
	FRANCE	0	0	2	737
	GERMANY, FED. REP. OF	268	8 538	742	22 945
	SWITZERLAND	1	49	31	2 196
	SWEDEN	0	0	32	1 778
	FINLAND	1 350	21 278	131	2 396
	ITALY	15	625	620	4 171
	REP. OF MACEDONIA	194	1 000	268	1 449
	SUB TOTAL	**5 375 120**	**9 112 737**	**352 885**	**1 918 179 ***

http://www.bps.go.id

HS / SITC	COMMODITY DESCRIPTION / COUNTRY OF ORIGIN	JANUARY - DECEMBER 2015		JANUARY - DECEMBER 2016	
		NET WEIGHT (KG)	CIF VALUE (US$)	NET WEIGHT (KG)	CIF VALUE (US$)
5602210000	**OTH FELT OF WOOL/FINE ANIMAL HAIR,NOTIMPREGNATED,COATED,COVERED**				
65712	JAPAN	263	28 153	1 153	54 848
	HONG KONG	175	10 035	0	0
	KOREA, REPUBLIC OF	2 305	21 015	44	7 293
	TAIWAN	0	0	202	6 580
	CHINA	42	2 641	665	4 534
	THAILAND	0	0	833	11 798
	SINGAPORE	71	1 507	1	207
	INDIA	102	1 770	7 669	16 185
	TURKEY	41	2 822	16	535
	UNITED STATES	2	89	0	0
	CANADA	0	0	4	2 155
	UNITED KINGDOM	0	0	5	695
	NETHERLANDS	1 972	22 387	4 060	43 477
	GERMANY, FED. REP. OF	528	20 053	133	7 419
	ITALY	83	3 811	128	2 407
	SUB TOTAL	**5 584**	**114 283**	**14 913**	**158 133 ***
5602290000	**OTH FELT OF OTH TEXTILE MATERIALS,NOTIMPREGNATED,COATED,COVERED**				
65712	JAPAN	30 513	815 319	36 142	1 207 240
	HONG KONG	341 527	14 198 249	28 542	1 368 309
	KOREA, REPUBLIC OF	732 141	1 312 744	11 862	86 398
	TAIWAN	26 568	64 212	32 053	137 619
	CHINA	13 077 013	22 094 461	49 914	210 004
	THAILAND	200 674	219 109	0	0
	SINGAPORE	1	68	15 012	25 608
	MALAYSIA	36 674	62 712	497	7 031
	VIET NAM	81	876	20	105
	INDIA	12 578	21 515	0	0
	TURKEY	0	0	22	62
	AUSTRALIA	2 143	78 113	0	0
	UNITED STATES	6 804	156 445	5 295	37 604
	MEXICO	4 167	53 564	0	0
	UNITED KINGDOM	1 625	57 572	17	461
	NETHERLANDS	420	6 807	638	7 222
	GERMANY, FED. REP. OF	50	2 293	24	7 661
	BELGIUM	1	3	12	59
	ITALY	122	10 667	1	9
	ROMANIA	38 409	65 642	0	0
	SUB TOTAL	**14 511 511**	**39 220 371**	**180 051**	**3 095 392 ***
5602900000	**FELT, OTH THN NEEDLELOOM&OTH FELT NOTIMPREGNATED, COATED, COVERED**				
65719	JAPAN	4 466	89 155	5 795	131 513
	HONG KONG	43 845	480 634	95 994	1 009 823
	KOREA, REPUBLIC OF	194 799	2 247 555	333 036	2 974 612
	TAIWAN	12 972	49 734	148 681	2 250 917
	CHINA	1 549 162	4 452 705	3 208 965	10 570 910
	THAILAND	9 650	149 249	11 481	115 996
	SINGAPORE	11 706	152 898	243	11 149
	MALAYSIA	25 869	60 532	64 904	181 577
	NEPAL	0	0	75	388
	VIET NAM	23	177	1 635	26 491
	INDIA	37 981	57 373	423	3 976
	PAKISTAN	0	0	275	2 970
	AUSTRALIA	0	0	9	179
	UNITED STATES	839	37 677	1 151	65 390
	UNITED KINGDOM	17 760	114 699	34 119	203 312
	GERMANY, FED. REP. OF	137 136	1 537 638	150 048	1 512 494
	BELGIUM	3 780	20 368	0	0
	SWITZERLAND	240	11 739	0	0
	DENMARK	0	0	20	881
	ITALY	291	11 703	2 476	64 078
	SPAIN	2	45	251	4 299
	PORTUGAL	108	1 262	0	0
	ANDORRA	9	492	0	0
	SUB TOTAL	**2 050 638**	**9 475 635**	**4 059 581**	**19 130 955 ***
5603110000	**NON WOVEN OF MAN-MADE FILAMENT, NOTIMPRGNATD,CVRED/LMINATED;WGHT<=25G/M**				
65720	JAPAN	85 459	576 984	27 218	336 702
	HONG KONG	90 794	1 072 751	44 800	598 398

http://www.bps.go.id

HS / SITC	COMMODITY DESCRIPTION / COUNTRY OF ORIGIN	JANUARY - DECEMBER 2015		JANUARY - DECEMBER 2016	
		NET WEIGHT (KG)	CIF VALUE (US$)	NET WEIGHT (KG)	CIF VALUE (US$)
	KOREA, REPUBLIC OF	252 562	2 542 003	489 099	2 533 954
	TAIWAN	279 718	1 176 134	195 855	848 436
	CHINA	6 159 800	18 666 538	7 802 207	20 699 838
	THAILAND	11 802 465	31 872 131	15 352 453	38 030 298
	SINGAPORE	3 427	40 033	3 981	38 817
	PHILIPPINES	0	0	127	1 877
	MALAYSIA	4 466 397	11 235 802	4 659 440	9 961 988
	VIET NAM	225	5 173	3 833	87 571
	INDIA	0	0	4 821	15 172
	SAUDI ARABIA	0	0	117 578	623 655
	TURKEY	46	31	0	0
	AUSTRALIA	223 473	807 399	219 035	727 735
	UNITED STATES	73	1 116	106 130	256 238
	UNITED KINGDOM	11 558	12 120	195 093	1 032 052
	NETHERLANDS	1 763	11 445	7 689	102 828
	FRANCE	1 493	3 854	11 879	51 163
	GERMANY, FED. REP. OF	122	639	97 969	581 975
	SWITZERLAND	0	0	2	276
	LUXEMBOURG	0	0	14 473	187 566
	DENMARK	24 948	50 280	0	0
	ITALY	4 927	349 140	5 407	300 909
	SPAIN	23 534	402 656	20 162	349 091
	KYRGYZSTAN	0	0	9	60
	SUB TOTAL	**23 432 784**	**68 826 229**	**29 379 260**	**77 366 599 ***
5603120000	**NON WOVEN OF M-M-F, NOT IMPRGNATED,COVRED/LMINATED; 25G/M<WEIGHT<70G/M**				
65720	JAPAN	465 308	3 127 776	477 571	4 711 747
	HONG KONG	93 413	1 158 820	100 849	1 193 014
	KOREA, REPUBLIC OF	1 998 847	5 692 631	818 949	5 634 733
	TAIWAN	499 480	1 608 699	471 958	1 266 975
	CHINA	9 826 794	24 380 599	7 247 844	25 901 351
	MACAU	0	0	34	216
	THAILAND	88 010	821 894	140 487	934 384
	SINGAPORE	186 936	489 968	14 825	292 482
	MALAYSIA	33 257	112 494	113 575	401 950
	VIET NAM	151 003	267 227	326 930	829 543
	INDIA	33 024	89 034	95 028	265 484
	BANGLADESH	32 211	47 298	0	0
	SAUDI ARABIA	1 384 486	5 596 945	1 392 530	5 792 600
	TURKEY	21 180	36 042	28 787	82 829
	AUSTRALIA	0	0	18	248
	NEW ZEALAND	0	0	3 396	17 731
	NEW CALEDONIA	1 412	4 184	0	0
	UNITED STATES	893 645	6 614 872	710 457	6 521 485
	NETHERLANDS	1 117	18 958	789	25 561
	FRANCE	4 932	47 889	19 225	187 360
	GERMANY, FED. REP. OF	10	300	10 345	8 048
	BELGIUM	130	2 315	11	429
	LUXEMBOURG	83 747	1 136 261	83 862	1 122 137
	ITALY	64	7 256	421	24 942
	HUNGARY	0	0	63 708	45 988
	KYRGYZSTAN	0	0	229	2 400
	CZECH REPUBLIC	31	1 162	0	0
	SUB TOTAL	**15 799 037**	**51 262 624**	**12 121 828**	**55 263 637 ***
5603130000	**NON WOVEN OF M-M-F, NOT IMPRGNATED,COVRED/LMINATED; 70G/M<WEIGHT<150G/M**				
65720	JAPAN	30 846	3 006 605	54 760	1 330 709
	HONG KONG	8 448	94 032	7 458	111 126
	KOREA, REPUBLIC OF	1 202 349	4 806 246	732 291	3 347 934
	TAIWAN	99 236	329 980	116 222	395 665
	CHINA	1 344 296	5 329 430	1 907 641	6 631 345
	THAILAND	162 437	467 261	137 592	342 408
	SINGAPORE	448	3 297	8 836	16 522
	MALAYSIA	65 124	282 113	61 284	252 910
	MYANMAR	0	0	3 081	7 394
	VIET NAM	2 064 735	5 215 469	907 154	2 377 482
	INDIA	126 787	478 687	55 765	161 100
	SAUDI ARABIA	0	0	34 307	28 284
	UNITED STATES	42 662	727 527	31 988	494 687
	UNITED KINGDOM	133	1 280	0	0
	NETHERLANDS	24 787	82 626	32 471	99 402

http://www.bps.go.id

HS / SITC	COMMODITY DESCRIPTION / COUNTRY OF ORIGIN	JANUARY - DECEMBER 2015		JANUARY - DECEMBER 2016	
		NET WEIGHT (KG)	CIF VALUE (US$)	NET WEIGHT (KG)	CIF VALUE (US$)
	FRANCE	2 163	20 326	2 528	32 464
	GERMANY, FED. REP. OF	26 955	413 534	62 359	510 568
	BELGIUM	0	0	5	42
	SWITZERLAND	0	0	16	1 038
	LUXEMBOURG	4 731	57 825	15 501	152 947
	SWEDEN	6 262	79 128	12 878	180 711
	ITALY	0	0	375	2 528
	SPAIN	36 756	364 130	55 189	690 651
	GREECE	0	0	215	796
	HUNGARY	401	4 966	226	2 900
	SUB TOTAL	**5 249 556**	**21 764 462**	**4 240 142**	**17 171 613 ***
5603140000	**NON WOVEN OF M-M-F, NOT IMPRGNATED,COVERED/LAMINATED; WEIGHT>150G/M**				
65720	JAPAN	63 238	1 291 863	86 684	1 716 045
	HONG KONG	404 948	9 847 752	349 905	7 607 731
	KOREA, REPUBLIC OF	1 060 662	6 878 430	1 530 700	11 831 019
	TAIWAN	316 901	2 023 440	196 062	1 419 431
	CHINA	3 572 923	10 324 999	2 571 060	11 519 541
	THAILAND	2 076 008	9 822 671	1 780 715	8 427 128
	SINGAPORE	12 680	36 386	33 409	211 495
	MALAYSIA	405 648	1 261 417	386 907	1 070 045
	VIET NAM	62 617	294 946	1 183 081	3 653 854
	INDIA	55 147	180 388	42 193	182 740
	PAKISTAN	98	1 974	61 170	557 031
	SRI LANKA	1 128	31 063	632	18 627
	TURKEY	20 609	63 120	37	601
	AUSTRALIA	0	0	4	71
	UNITED STATES	103 722	684 489	167 454	1 373 143
	CANADA	1 723	34 720	1 039	20 585
	UNITED KINGDOM	10 630	55 872	28 631	121 579
	NETHERLANDS	23	654	375	8 773
	FRANCE	4	93	8 753	24 191
	GERMANY, FED. REP. OF	189 817	1 707 815	211 980	1 978 461
	AUSTRIA	169	280	0	0
	BELGIUM	0	0	18 705	59 464
	SWITZERLAND	38	1 670	34	2 187
	LUXEMBOURG	0	0	3 645	43 495
	FINLAND	12	378	96	2 593
	ITALY	73 720	567 530	23 637	206 309
	SPAIN	2 349	41 035	2 170	24 741
	POLAND	0	0	27	713
	ROMANIA	0	0	666	9 950
	CZECH REPUBLIC	12	380	0	0
	SUB TOTAL	**8 434 826**	**45 153 365**	**8 689 771**	**52 091 543 ***
5603910000	**NON WOVEN OF OTH M-M-F, WEIGHT=<25G/M2**				
65720	JAPAN	3 740	18 153	3 020	30 935
	HONG KONG	77 068	280 889	23 838	83 221
	KOREA, REPUBLIC OF	742 240	7 186 363	589 251	6 674 567
	TAIWAN	18 215	87 306	42 681	188 221
	CHINA	1 104 616	4 074 398	1 570 257	4 543 934
	THAILAND	1 643 753	5 737 356	1 712 910	5 500 516
	SINGAPORE	30	99	0	0
	MALAYSIA	169 036	604 934	320 194	1 275 581
	VIET NAM	1 301	5 171	0	0
	UNITED STATES	116	3 535	68	1 157
	UNITED KINGDOM	0	0	116 466	568 181
	NETHERLANDS	124	3 397	10	141
	GERMANY, FED. REP. OF	995	106 635	507	22 013
	SUB TOTAL	**3 761 234**	**18 108 236**	**4 379 202**	**18 888 467 ***
5603920000	**NON WOVEN OF OTH M-M-F,25G/M2<WEIGHING=<70G/M2**				
65720	JAPAN	172 775	859 021	8 527	158 383
	HONG KONG	333 851	3 184 952	256 588	2 888 991
	KOREA, REPUBLIC OF	509 695	6 171 035	306 379	3 390 535
	TAIWAN	1 815 035	4 922 585	1 355 139	3 453 521
	CHINA	3 749 125	11 181 411	4 794 957	12 812 044
	THAILAND	690 355	3 022 615	677 105	2 833 250
	SINGAPORE	2 142	23 226	1 018	19 663
	MALAYSIA	415 357	1 684 235	667 672	2 484 876

http://www.bps.go.id

HS / SITC	COMMODITY DESCRIPTION / COUNTRY OF ORIGIN	JANUARY - DECEMBER 2015		JANUARY - DECEMBER 2016	
		NET WEIGHT (KG)	CIF VALUE (US$)	NET WEIGHT (KG)	CIF VALUE (US$)
	VIET NAM	3 924	62 916	4 275	91 370
	INDIA	50 410	500 109	842	6 224
	TURKEY	5	30	0	0
	UNITED STATES	357	4 991	136	1 656
	UNITED KINGDOM	0	0	1 283	5 684
	NETHERLANDS	65	750	0	0
	FRANCE	0	0	1 702	17 209
	GERMANY, FED. REP. OF	296	9 005	202	7 132
	AUSTRIA	3 797	142 528	346	70 854
	FINLAND	0	0	6 308	67 999
	ITALY	72 387	168 114	36 345	86 322
	HUNGARY	0	0	96	1 183
	KYRGYZSTAN	0	0	6 126	12 864
	CZECH REPUBLIC	0	0	115	4 955
	SUB TOTAL	**7 819 576**	**31 937 523**	**8 125 161**	**28 414 715 ***
5603930000	**NON WOVEN OF OTH M-M-F,70G/M2< WEIGHING=<150G/M2**				
65720	JAPAN	60 279	519 761	74 070	798 587
	HONG KONG	5 935	105 030	6 360	81 191
	KOREA, REPUBLIC OF	32 602	371 613	38 116	380 239
	TAIWAN	104 858	1 031 830	125 908	1 011 353
	CHINA	109 969	570 959	192 526	645 793
	THAILAND	9 508	41 315	13 095	64 684
	SINGAPORE	28 632	109 644	22 307	114 944
	MALAYSIA	198	9 686	636	11 338
	VIET NAM	4 130	20 376	1 205	9 039
	PAKISTAN	0	0	58	3 519
	EGYPT	2	8	0	0
	AUSTRALIA	0	0	2	41
	UNITED STATES	571	177 336	20 403	379 825
	UNITED KINGDOM	13	22	0	0
	FRANCE	0	0	7	2 639
	GERMANY, FED. REP. OF	39 541	324 049	41 459	347 824
	AUSTRIA	166	4 595	0	0
	BELGIUM	0	0	56 304	142 781
	FINLAND	3 222	126 509	354	12 856
	ITALY	49	1 777	17	665
	CROATIA	16	622	0	0
	CZECH REPUBLIC	0	0	2 729	112 723
	SUB TOTAL	**399 691**	**3 415 132**	**595 556**	**4 120 041 ***
5603940000	**NON WOVEN OF OTH M-M-F,WEIGHT=<150G/M2**				
65720	JAPAN	168 924	1 639 678	223 419	1 815 665
	HONG KONG	45 163	477 890	42 701	1 047 740
	KOREA, REPUBLIC OF	961 924	11 121 883	851 042	10 087 883
	TAIWAN	430 214	2 188 231	371 421	1 857 626
	CHINA	4 747 807	14 087 553	4 322 469	20 850 415
	THAILAND	102 373	487 862	120 984	530 202
	SINGAPORE	84 381	991 624	10 695	495 169
	PHILIPPINES	7 293	30 038	64	1 484
	MALAYSIA	53 141	160 038	120 650	397 371
	VIET NAM	262 348	1 121 778	569 999	3 338 920
	INDIA	213 072	294 119	136 410	475 883
	TURKEY	30	208	2 434	13 623
	AUSTRALIA	105	288	168	464
	UNITED STATES	16 534	222 456	7 493	98 155
	UNITED KINGDOM	0	0	1 880	10 480
	NETHERLANDS	5 539	20 235	4 808	32 315
	FRANCE	164	6 172	0	0
	GERMANY, FED. REP. OF	6 459	119 125	6 091	335 718
	AUSTRIA	150	17 215	0	0
	BELGIUM	88	1 028	12	437
	SWITZERLAND	1 984	18 848	5 962	55 121
	LUXEMBOURG	5 290	31 962	0	0
	FINLAND	15	1 196	0	0
	ITALY	75 299	545 785	79 507	492 138
	POLAND	0	0	220	1 419
	SUB TOTAL	**7 188 297**	**33 585 212**	**6 878 429**	**41 938 228 ***

http://www.bps.go.id

HS / SITC	COMMODITY DESCRIPTION / COUNTRY OF ORIGIN	JANUARY - DECEMBER 2015		JANUARY - DECEMBER 2016	
		NET WEIGHT (KG)	CIF VALUE (US$)	NET WEIGHT (KG)	CIF VALUE (US$)
5604100000	**RUBBER THREAD & CORD, TEXTILE COVERED &THE LIKE HEAD 5404/5405**				
65781	JAPAN	5 666	65 372	8 332	366 521
	HONG KONG	259 738	6 694 515	236 706	6 472 098
	KOREA, REPUBLIC OF	146 476	2 208 547	159 055	1 963 301
	TAIWAN	82 614	1 325 663	73 382	1 267 702
	CHINA	235 401	1 917 669	586 191	3 483 162
	THAILAND	133 792	448 219	21 464	347 342
	SINGAPORE	9 927	146 892	6 662	305 432
	MALAYSIA	15 580	65 357	30 650	118 225
	MYANMAR	0	0	1 876	48 438
	VIET NAM	69 904	610 471	64 356	528 388
	INDIA	274	5 403	1 625	21 420
	PAKISTAN	2 167	46 848	0	0
	SRI LANKA	1 778	62 336	358	23 728
	AUSTRALIA	4 414	55 271	3 996	50 298
	COOK ISLANDS	15	180	0	0
	UNITED STATES	594	8 942	1 128	68 314
	CANADA	2	19	0	0
	UNITED KINGDOM	0	0	810	69 811
	NETHERLANDS	1	5	2	77
	FRANCE	332	54 583	125	15 434
	GERMANY, FED. REP. OF	2	2	132	8 283
	ITALY	3 674	24 257	9 083	58 461
	SUB TOTAL	**972 351**	**13 740 551**	**1 205 933**	**15 216 435 ***
5604901000	**IMITATION CATGUT,OF SILK YARN**				
65789	JAPAN	123	4 806	32	1 129
	HONG KONG	266	6 221	196	8 515
	KOREA, REPUBLIC OF	6 086	114 602	8 385	167 986
	TAIWAN	25 184	351 444	18 200	277 661
	CHINA	195	3 191	92	1 105
	VIET NAM	369	9 717	279	7 862
	GERMANY, FED. REP. OF	5	27	0	0
	SUB TOTAL	**32 228**	**490 008**	**27 184**	**464 258 ***
5604902000	**RUBBER IMPREGNATED TEXTILE THREAD YARN**				
65789	JAPAN	12 010	596 874	45 425	1 612 552
	HONG KONG	18	810	516	7 775
	KOREA, DEM. PEOPLE'S REP.	0	0	150	11 222
	KOREA, REPUBLIC OF	11 700	114 302	23 629	164 440
	TAIWAN	641	40 643	6 520	385 279
	CHINA	98	919	361	20 480
	THAILAND	743	12 256	1 329	16 006
	SINGAPORE	0	0	173	7 403
	VIET NAM	0	0	3 762	85 459
	UNITED STATES	0	0	127	976
	GERMANY, FED. REP. OF	322	2 550	0	0
	AUSTRIA	305	2 550	0	0
	SUB TOTAL	**25 837**	**770 904**	**81 992**	**2 311 592 ***
5604903000	**HIGH TENACITY YARN OF POLYESTER,OF NYLON/OTH POLYAMIDES/OF VISCOSE RAYON**				
65789	JAPAN	0	0	25	470
	HONG KONG	0	0	648	10 528
	KOREA, REPUBLIC OF	439 612	1 590 570	340 361	1 037 488
	TAIWAN	615	2 463	28 796	35 425
	CHINA	1 296 769	2 521 719	1 078 663	1 994 021
	MACAU	1 304	8 506	0	0
	THAILAND	21 700	57 955	8	67
	SINGAPORE	0	0	1	26
	MALAYSIA	0	0	13 580	19 044
	VIET NAM	108 229	436 356	40 427	230 727
	UNITED STATES	8 902	256 849	5 346	154 250
	DOMINICAN REPUBLIC	327	6 623	0	0
	NETHERLANDS	678	7 714	1 234	10 960
	SUB TOTAL	**1 878 136**	**4 888 755**	**1 509 089**	**3 493 006 ***
5604909000	**OTH THN RUBBER THREAD&CORD, TEXTILECOVERD&THE LIKE HEAD 5404/5405**				
65789	JAPAN	2 160	69 961	10 373	234 519
	HONG KONG	195 194	4 219 198	243 114	5 090 580

http://www.bps.go.id

HS / SITC	COMMODITY DESCRIPTION / COUNTRY OF ORIGIN	JANUARY - DECEMBER 2015		JANUARY - DECEMBER 2016	
		NET WEIGHT (KG)	CIF VALUE (US$)	NET WEIGHT (KG)	CIF VALUE (US$)
	KOREA, REPUBLIC OF	141 169	1 837 498	246 581	3 677 143
	TAIWAN	35 541	594 228	66 223	1 108 053
	CHINA	89 402	842 574	112 177	954 198
	THAILAND	66 959	1 214 725	57 927	1 124 379
	SINGAPORE	2 546	5 743	15 868	41 783
	MALAYSIA	66	2 481	117	4 952
	VIET NAM	2 256	71 106	7 389	79 083
	INDIA	17	213	38	2 127
	SRI LANKA	24	1 200	0	0
	AUSTRALIA	3	131	0	0
	UNITED STATES	1 527	11 645	139	3 571
	BRAZIL	0	0	846	43 423
	COLOMBIA	0	0	62	2 608
	NETHERLANDS	63	2 697	258	3 703
	GERMANY, FED. REP. OF	0	0	11	378
	BELGIUM	0	0	804	7 163
	SWEDEN	0	0	22	666
	ITALY	0	0	7	388
	SPAIN	53	3 704	0	0
	PORTUGAL	0	0	1	36
	POLAND	0	0	600	4 582
	SUB TOTAL	**536 980**	**8 877 104**	**762 557**	**12 383 335 ***
5605000000	**METALLISED YARN,WHETHER/NOT GIMPED,BEING TEXTL YARN/STRIP LIKE HEAD 5404/5405**				
65191	JAPAN	11 037	312 971	2 221	49 703
	HONG KONG	67	2 978	102	6 275
	KOREA, REPUBLIC OF	1 328	16 329	2 367	51 605
	TAIWAN	875	10 031	22 675	117 128
	CHINA	46 770	244 504	53 488	225 030
	SINGAPORE	13	273	179	1 101
	INDIA	10 817	59 141	23 064	1 379 105
	AUSTRALIA	0	0	195	2 634
	NEW ZEALAND	3 458	7 200	29	640
	UNITED STATES	3	1 028	28	281
	UNITED KINGDOM	3	1 605	6	2 959
	NETHERLANDS	71	17 608	0	0
	GERMANY, FED. REP. OF	2 547	33 963	1 189	35 290
	AUSTRIA	321	2 550	0	0
	BELGIUM	0	0	4 468	38 065
	SUB TOTAL	**77 310**	**710 181**	**110 011**	**1 909 816 ***
5606000000	**GIMPED YARN,&STRIP&LIKE OF HEAD 5404/5405,GIMPED,CHENILLE YARN,LOOP WALE-YARN**				
65631	JAPAN	6 195	110 929	9 954	192 512
	HONG KONG	23 192	90 301	987	30 395
	KOREA, REPUBLIC OF	32 062	376 109	37 811	472 145
	TAIWAN	86 647	92 073	4 339	47 354
	CHINA	824 570	2 060 473	812 603	2 002 039
	THAILAND	0	0	87	1 575
	SINGAPORE	4	1 336	36	3 796
	MALAYSIA	62	577	0	0
	CAMBODIA	1	2	5	13
	VIET NAM	688	9 127	194	3 951
	INDIA	11	196	66	405
	SRI LANKA	1	11	0	0
	TURKEY	50	1 870	142	1 546
	UNITED STATES	338	11 599	63	2 750
	BRAZIL	0	0	7	499
	GERMANY, FED. REP. OF	3	763	1	38
	BELGIUM	2 030	27 465	650	3 410
	IRELAND	13	796	0	0
	ITALY	53	2 969	174	10 001
	SUB TOTAL	**975 920**	**2 786 596**	**867 119**	**2 772 429 ***
5607210000	**BINDER/BALER TWINE OF SISAL/OTH TEXTILEFBRS OF GENUS AGAVE**				
65751	JAPAN	38	1 852	257	10 793
	HONG KONG	735	100 843	438	21 909
	KOREA, REPUBLIC OF	69 258	731 971	53 134	431 778
	CHINA	25 932	25 787	21 845	32 219
	THAILAND	8 992	7 681	0	0
	SINGAPORE	20 994	21 206	1 311	5 171

http://www.bps.go.id

HS / SITC	COMMODITY DESCRIPTION / COUNTRY OF ORIGIN	JANUARY - DECEMBER 2015		JANUARY - DECEMBER 2016	
		NET WEIGHT (KG)	CIF VALUE (US$)	NET WEIGHT (KG)	CIF VALUE (US$)
	VIET NAM	912	51 369	1 657	87 217
	BANGLADESH	43	222	0	0
	SUB TOTAL	**126 904**	**940 931**	**78 642**	**589 087 ***
5607290000	**OTH BINDER/BALER TWINE OF SISAL/OTHTEXTILE FBRS OF GENUS AGAVE**				
65751	JAPAN	2 282	29 992	5 513	38 163
	HONG KONG	19 136	327 546	6 839	235 205
	KOREA, REPUBLIC OF	127 716	1 358 182	156 476	1 552 023
	TAIWAN	64 597	223 901	24 310	115 885
	CHINA	355 033	560 842	446 357	646 903
	THAILAND	0	0	20 429	38 285
	SINGAPORE	232 004	666 293	120 793	512 338
	MALAYSIA	0	0	5 632	2 863
	BRUNEI DARUSSALAM	31 062	226 799	0	0
	VIET NAM	25 884	150 842	54 472	301 190
	INDIA	18 448	308 132	21 453	303 472
	INDONESIA	35	138	0	0
	AUSTRALIA	750	9 716	3 246	30 971
	UNITED STATES	6 599	65 605	24 095	118 731
	MEXICO	635	5 587	0	0
	BRAZIL	127	518	0	0
	COLOMBIA	134	5 766	0	0
	UNITED KINGDOM	99	1 266	584	40 615
	NETHERLANDS	1 998	16 720	14 223	136 375
	GERMANY, FED. REP. OF	53	4 415	0	0
	AUSTRIA	1 247	19 600	0	0
	BELGIUM	13 076	50 956	6	71
	SWEDEN	0	0	358	2 170
	FINLAND	10	4 074	0	0
	ITALY	17	74	5 183	54 120
	SUB TOTAL	**900 942**	**4 036 964**	**909 969**	**4 129 380 ***
5607410000	**BINDER/BALER TWINE OF POLYETHYLENE/POLYPROPYLENE**				
65751	JAPAN	793	6 828	397	7 904
	HONG KONG	670	16 029	740	10 996
	KOREA, REPUBLIC OF	2 543	23 004	688	9 498
	TAIWAN	0	0	22	484
	CHINA	7 048	35 310	39 223	80 624
	THAILAND	26 214	23 561	0	0
	SINGAPORE	1 873	5 027	4 913	17 415
	MALAYSIA	1 327	1 034	2 509	1 829
	VIET NAM	114	4 887	2	13
	UNITED STATES	0	0	56	995
	HAITI	0	0	87	2 621
	NETHERLANDS	0	0	92	397
	BELGIUM	8	374	17	150
	NORWAY	33	817	0	0
	ITALY	823	18 428	6 168 063	71 407
	SUB TOTAL	**41 446**	**135 299**	**6 216 809**	**204 333 ***
5607490000	**OTH BINDER/BALER TWINE OF POLYETHYLENE/POLYPROPYLENE**				
65751	JAPAN	445	8 699	291	5 008
	HONG KONG	749	23 185	2 065	50 084
	KOREA, REPUBLIC OF	959 483	2 192 566	1 063 288	2 210 980
	TAIWAN	103 726	248 343	169 397	362 928
	CHINA	5 646 741	8 502 391	5 225 384	7 142 635
	THAILAND	292 048	338 053	263 331	310 767
	SINGAPORE	1 368 730	1 367 699	610 921	1 293 436
	PHILIPPINES	14 032	21 154	2 243	2 706
	MALAYSIA	252 375	297 705	376 006	465 461
	VIET NAM	246 989	606 410	318 142	587 174
	INDIA	3 528 623	3 173 775	2 973 498	3 269 531
	TURKEY	0	0	15 000	51 352
	UNITED ARAB EMIRATES	154 685	146 381	487 607	490 847
	AUSTRALIA	5 821	51 250	1 244	5 829
	NEW ZEALAND	85	919	65	776
	UNITED STATES	7 608	18 703	228	6 794
	CANADA	59	128	210	3 528
	UNITED KINGDOM	10 474	139 077	145	4 532
	NETHERLANDS	247	1 641	1 920	23 237

http://www.bps.go.id

HS / SITC	COMMODITY DESCRIPTION / COUNTRY OF ORIGIN	JANUARY - DECEMBER 2015		JANUARY - DECEMBER 2016	
		NET WEIGHT (KG)	CIF VALUE (US$)	NET WEIGHT (KG)	CIF VALUE (US$)
	GERMANY, FED. REP. OF	153	361	2	204
	BELGIUM	11 094	63 018	18 256	98 973
	NORWAY	0	0	4	177
	IRELAND	0	0	6	1 320
	ITALY	731	16 200	1 071	17 793
	PORTUGAL	12 538	216 112	19 314	262 210
	GREECE	1 644	7 746	0	0
	CZECH REPUBLIC	8 534	38 793	9 301	40 441
	SUB TOTAL	**12 627 614**	**17 480 309**	**11 558 939**	**16 708 723 ***
5607501000	**V-BELT CORD OF MAN-MADE FIBRES TREATEDRESORCINOL FORMALDEHYDE>=10000 DECITEX**				
65751	JAPAN	9 916	196 365	8 556	96 802
	HONG KONG	2 423	90 429	1 014	45 445
	KOREA, REPUBLIC OF	33 049	528 165	23 884	418 578
	TAIWAN	53 054	1 343 766	36 571	1 308 241
	CHINA	47 919	193 355	68 082	206 778
	THAILAND	7 209	98 750	8 531	135 744
	SINGAPORE	3 112	30 140	5 590	23 628
	MALAYSIA	397	13 892	1 042	7 560
	VIET NAM	589	11 072	301	3 615
	INDIA	850	18 593	27	418
	AUSTRALIA	0	0	9	1 423
	UNITED STATES	204	2 962	695	15 609
	UNITED KINGDOM	55	2 687	24	2 365
	NETHERLANDS	0	0	5	179
	FRANCE	14	6 594	24	1 715
	GERMANY, FED. REP. OF	9 252	96 304	6 005	82 041
	AUSTRIA	185	2 505	9	287
	BELGIUM	57	1 130	0	0
	SWEDEN	37	211	22	142
	ITALY	127	13 823	0	0
	SPAIN	1 501	8 905	896	5 790
	PORTUGAL	16	370	2	25
	CZECH REPUBLIC	418	6 816	520	6 672
	SUB TOTAL	**170 384**	**2 666 834**	**161 809**	**2 363 057 ***
5607509000	**OTH V-BELT CORD OF M-M-FIBRS TREATEDRESORCINOL FORMALDEHYDE>=10000 DCITX**				
65751	JAPAN	4 275	144 957	8 984	423 437
	HONG KONG	3 508	79 283	4 474	151 874
	KOREA, REPUBLIC OF	97 469	527 021	104 664	700 467
	TAIWAN	44 831	691 582	34 737	623 708
	CHINA	258 515	909 248	595 835	1 044 993
	THAILAND	230 858	1 434 554	190 438	1 168 696
	SINGAPORE	323 264	965 597	164 121	736 807
	MALAYSIA	67 640	138 522	275 972	327 788
	VIET NAM	162 081	776 329	318 649	1 481 241
	INDIA	8 180	98 762	11 738	178 773
	TURKEY	146	7 674	0	0
	UNITED ARAB EMIRATES	0	0	5	272
	AUSTRALIA	1 969	18 562	1 553	44 924
	NEW ZEALAND	0	0	1	486
	UNITED STATES	10 501	64 580	2 649	73 396
	CANADA	206	10 623	1 139	12 320
	MEXICO	0	0	6	187
	UNITED KINGDOM	20 883	280 947	33 078	766 694
	NETHERLANDS	0	0	1 012	3 330
	FRANCE	53	2 135	113	11 765
	GERMANY, FED. REP. OF	2 650	46 275	1 562	29 640
	AUSTRIA	7 084	125 195	6 909	125 339
	BELGIUM	19 210	63 562	19 891	53 403
	SWITZERLAND	1	9	2	250
	NORWAY	452	7 000	0	0
	FINLAND	0	0	1	141
	ITALY	4 374	51 591	7 016	63 772
	ROMANIA	0	0	158	5 526
	UKRAINE	0	0	46	405
	CZECH REPUBLIC	2 315	25 165	5 223	289 996
	SUB TOTAL	**1 270 465**	**6 469 173**	**1 789 976**	**8 319 630 ***

http://www.bps.go.id

HS / SITC	COMMODITY DESCRIPTION / COUNTRY OF ORIGIN	JANUARY - DECEMBER 2015		JANUARY - DECEMBER 2016	
		NET WEIGHT (KG)	CIF VALUE (US$)	NET WEIGHT (KG)	CIF VALUE (US$)
5607901000	**TWINE,CORDAGE,ROPES&CABLES OF ARTIFICIALFIBRES**				
65751	JAPAN	141	5 357	90	4 976
	HONG KONG	335	13 066	338	10 760
	KOREA, REPUBLIC OF	4 916	182 695	6 167	110 926
	TAIWAN	21	2 771	0	0
	CHINA	8 401	28 645	538	3 169
	THAILAND	113 063	1 301 227	92 174	1 100 073
	SINGAPORE	0	0	74	544
	INDIA	1	5	38	521
	SRI LANKA	0	0	36 000	22 740
	UNITED KINGDOM	165	1 547	46	311
	SUB TOTAL	**127 043**	**1 535 313**	**135 465**	**1 254 020 ***
5607902000	**TWINE,CORDAGE,ROPES&CABLES OF ABACA/OTHHARD FIBRES**				
65751	JAPAN	0	0	169	11 896
	CHINA	261	286	1 187	17 845
	SINGAPORE	186	1 386	79	654
	UNITED STATES	189	2 583	0	0
	SUB TOTAL	**636**	**4 255**	**1 435**	**30 395 ***
5607903000	**TWINE,CORDAGE,ROPES&CABLES OF JUTE/OTHTEXTILE BAST FIBR HEAD 5303**				
65751	SINGAPORE	4 195	1 070	0	0
	VIET NAM	0	0	20 825	49 607
	INDIA	0	0	18 537	13 684
	BANGLADESH	206 500	177 677	127 134	127 017
	SOUTH AFRICA	0	0	14	1 225
	SUB TOTAL	**210 695**	**178 747**	**166 510**	**191 533 ***
5607909000	**OTH TWINE,CORDAGE,ROPES&CABLES**				
65751	JAPAN	135 762	2 214 477	164 750	2 233 135
	HONG KONG	12 891	37 420	7 633	64 471
	KOREA, REPUBLIC OF	109 283	427 109	63 737	364 910
	TAIWAN	9 651	47 357	8 101	50 106
	CHINA	435 762	1 505 618	789 263	1 440 509
	THAILAND	107 617	871 291	161 915	896 946
	SINGAPORE	34 249	227 650	64 318	305 973
	PHILIPPINES	23	671	0	0
	MALAYSIA	19 039	36 319	55 188	38 814
	VIET NAM	23 717	114 903	54 309	247 577
	INDIA	5 229	6 460	11 907	30 421
	PAKISTAN	6 535	41 501	0	0
	INDONESIA	0	0	9	117
	MADAGASCAR	14 427	18 547	18 844	23 820
	AUSTRALIA	817	8 106	204	5 021
	UNITED STATES	86	2 775	611	14 071
	CANADA	1	13	0	0
	UNITED KINGDOM	4 928	63 513	3 361	35 949
	NETHERLANDS	327	600	13 245	139 839
	FRANCE	6	2 048	16 329	53 461
	GERMANY, FED. REP. OF	112	1 595	21	1 402
	AUSTRIA	1 120	12 518	561	6 205
	BELGIUM	1 303	59 251	1 410	15 999
	SWITZERLAND	0	0	1	92
	FINLAND	0	0	2	20
	ITALY	1 429	45 393	1 800	48 669
	SPAIN	2	75	0	0
	PORTUGAL	0	0	42	784
	CZECH REPUBLIC	2	124	0	0
	SUB TOTAL	**924 318**	**5 745 334**	**1 437 561**	**6 018 311 ***
5608110000	**MADE UP FISHING NET OF MAN-MADE TEXTILEMATERIALS**				
65752	JAPAN	18	547	235	10 464
	KOREA, REPUBLIC OF	17 472	69 575	85 012	424 645
	TAIWAN	256 634	255 739	681 993	731 420
	CHINA	2 987 446	3 978 956	5 640 432	6 443 305
	THAILAND	257 299	325 497	594 588	897 443
	SINGAPORE	189 025	497 039	141 594	343 764
	PHILIPPINES	13 800	13 870	15 258	20 598
	MALAYSIA	241 553	392 404	304 809	520 793

http://www.bps.go.id

HS / SITC	COMMODITY DESCRIPTION / COUNTRY OF ORIGIN	JANUARY - DECEMBER 2015		JANUARY - DECEMBER 2016	
		NET WEIGHT (KG)	CIF VALUE (US$)	NET WEIGHT (KG)	CIF VALUE (US$)
	VIET NAM	149 064	166 224	148 809	174 019
	INDIA	0	0	30 878	38 001
	UNITED STATES	17	885	0	0
	CHILE	0	0	6 365	58 918
	SUB TOTAL	**4 112 328**	**5 700 736**	**7 649 973**	**9 663 370 ***
5608192000	**NET BAGS OF MAN-MADE TEXTILE MATERIAL**				
65752	JAPAN	4	38	51	939
	HONG KONG	0	0	87 443	307 455
	KOREA, REPUBLIC OF	27 808	359 547	19 437	201 656
	TAIWAN	312	3 544	567	5 969
	CHINA	337 357	1 375 928	167 992	677 800
	THAILAND	1	20	0	0
	SINGAPORE	479	24 039	0	0
	VIET NAM	0	0	5 362	34 274
	AUSTRALIA	0	0	1	7
	UNITED STATES	403	836	188	431
	CANADA	54	2 807	0	0
	NETHERLANDS	81	1 697	63	614
	SPAIN	366	3 102	439	3 910
	SUB TOTAL	**366 865**	**1 771 558**	**281 543**	**1 233 055 ***
5608199000	**OTH NET BAGS OF MAN-MADE TEXTILEMATERIALS**				
65752	JAPAN	3 572	14 429	10 411	115 400
	HONG KONG	0	0	242	3 069
	KOREA, REPUBLIC OF	15 412	102 230	10 074	71 771
	TAIWAN	54 292	247 478	47 641	215 111
	CHINA	834 572	1 566 657	796 533	1 913 936
	THAILAND	0	0	150	181
	SINGAPORE	470	8 550	1 434	5 381
	MALAYSIA	40 685	66 098	29 769	64 580
	VIET NAM	397	1 397	491	1 454
	SAUDI ARABIA	111 673	335 398	0	0
	TURKEY	1 333	24 760	803	14 590
	MOROCCO	0	0	1	230
	SOUTH AFRICA	1 591	9 106	400	2 416
	AUSTRALIA	880	28 415	51	1 435
	UNITED STATES	6 870	99 600	541	2 979
	CANADA	87	4 816	88	5 049
	CHILE	24 080	57 040	0	0
	UNITED KINGDOM	164	1 715	193	2 369
	BELGIUM	52	610	0	0
	SWITZERLAND	0	0	323	515
	ITALY	3	924	3	11
	SPAIN	0	0	129	3 051
	GREECE	14	257	0	0
	CZECH REPUBLIC	0	0	3	58
	SUB TOTAL	**1 096 147**	**2 569 480**	**899 280**	**2 423 586 ***
5608901000	**NET BAGS OF OTH MAN-MADE TEXTILEMATERIALS**				
65752	JAPAN	0	0	88	4 798
	KOREA, REPUBLIC OF	926	2 120	126	7 280
	TAIWAN	0	0	5 997	10 500
	CHINA	8 579	18 556	340	556
	SINGAPORE	17	1 657	366	19 200
	MALAYSIA	10 525	37 981	0	0
	UNITED STATES	1	16	0	0
	ITALY	27	66	0	0
	SUB TOTAL	**20 075**	**60 396**	**6 917**	**42 334 ***
5608909000	**OTH NET BAGS OF OTH MAN-MADE TEXTILEMATERIALS**				
65752	JAPAN	3 753	51 027	125	3 607
	HONG KONG	1 755	959	1 660	6 560
	KOREA, REPUBLIC OF	39 261	403 984	44 407	344 948
	TAIWAN	91 432	1 124 160	82 561	249 991
	CHINA	201 102	571 742	422 596	1 416 416
	MACAU	1 907	5 293	0	0
	THAILAND	93 224	259 755	38 979	122 014
	SINGAPORE	170 112	424 076	1 691	36 106

http://www.bps.go.id

HS / SITC	COMMODITY DESCRIPTION / COUNTRY OF ORIGIN	JANUARY - DECEMBER 2015		JANUARY - DECEMBER 2016	
		NET WEIGHT (KG)	CIF VALUE (US$)	NET WEIGHT (KG)	CIF VALUE (US$)
	MALAYSIA	193 600	532 079	429 910	793 899
	VIET NAM	1 466	3 380	36 274	159 243
	INDIA	2 195	30 621	3 086	28 567
	AUSTRALIA	6 305	44 803	2 444	26 949
	UNITED STATES	433	2 372	803	18 863
	UNITED KINGDOM	3	18	643	8 655
	FRANCE	95	2 122	0	0
	GERMANY, FED. REP. OF	561	3 135	360	1 169
	DENMARK	9	106	0	0
	ITALY	0	0	1	35
	SUB TOTAL	**807 213**	**3 459 632**	**1 065 540**	**3 217 022 ***
5609000000	**ARTICLES OF YARN,STRIP/THE LIKE OF HEAD5404/5405,TWINE,CORDAGE,ROPE/CABLE**				
65759	JAPAN	13 350	32 924	51 056	77 341
	HONG KONG	104 646	1 541 728	56 114	945 061
	KOREA, REPUBLIC OF	277 284	2 195 375	277 359	2 221 017
	TAIWAN	372 269	2 408 777	381 473	1 978 543
	CHINA	696 257	3 548 360	519 806	3 013 043
	MACAU	0	0	4	44
	THAILAND	8 430	163 890	5 122	113 606
	SINGAPORE	31 951	153 189	15 837	69 009
	PHILIPPINES	17 092	27 168	0	0
	MALAYSIA	204 112	340 150	16 039	29 283
	BRUNEI DARUSSALAM	227	9 519	0	0
	VIET NAM	114 929	1 480 730	104 502	1 352 239
	INDIA	29 742	23 377	30 514	42 613
	INDONESIA	2 605	10 119	21	754
	SAUDI ARABIA	186 336	103 185	213 758	114 494
	SOUTH AFRICA	619	4 320	0	0
	AUSTRALIA	28 091	435 845	21 584	524 102
	NEW ZEALAND	11	1 284	40	120
	UNITED STATES	13 851	245 276	18 804	336 621
	MEXICO	1	89	4	432
	CAYMAN ISLANDS	0	0	132	21 109
	UNITED KINGDOM	1 089	19 193	924	9 154
	NETHERLANDS	17 696	90 359	1 720	6 284
	FRANCE	79	8 405	44	3 447
	GERMANY, FED. REP. OF	549	7 256	1 878	23 832
	BELGIUM	208	2 557	92	1 733
	SWITZERLAND	0	0	5	335
	NORWAY	18	745	0	0
	FINLAND	560	28 419	173	7 345
	ITALY	1 228	32 748	1 873	31 884
	SPAIN	123	1 724	231	8 238
	HUNGARY	1 994	11 812	70	5 500
	KYRGYZSTAN	0	0	29	490
	ESTONIA	357	3 667	286	2 413
	SLOVAKIA	0	0	12	307
	SUB TOTAL	**2 125 704**	**12 932 190**	**1 719 506**	**10 940 393 ***
5701101000	**PRAYER RUGS OF CARPET OF WOOL/FINEANIMAL HAIR**				
65921	THAILAND	0	0	12	135
	TURKEY	71	3 289	67	1 533
	NETHERLANDS	0	0	11	207
	BELGIUM	25	620	0	0
	DENMARK	0	0	16	145
	SUB TOTAL	**96**	**3 909**	**106**	**2 020 ***
5701109000	**OTH PRAYER RUGS OF CARPET OF WOOL/FINEANIMAL HAIR**				
65921	HONG KONG	11	188	0	0
	TAIWAN	0	0	22	149
	CHINA	9 859	15 118	188	2 182
	SINGAPORE	6 029	6 254	41	195
	MALAYSIA	0	0	344	274
	NEPAL	0	0	500	7 716
	INDIA	988	5 095	2 633	40 069
	IRAN (ISLAMIC REPUBLIC OF)	309	2 417	1 159	11 457
	TURKEY	7 101	1 722	11 410	137 274
	UNITED ARAB EMIRATES	0	0	537	5 603
	BELGIUM	0	0	9	257

http://www.bps.go.id

HS / SITC	COMMODITY DESCRIPTION / COUNTRY OF ORIGIN	JANUARY - DECEMBER 2015		JANUARY - DECEMBER 2016	
		NET WEIGHT (KG)	CIF VALUE (US$)	NET WEIGHT (KG)	CIF VALUE (US$)
	NORWAY	822	5 418	0	0
	GREECE	0	0	16	111
	SUB TOTAL	**25 119**	**36 212**	**16 859**	**205 287 ***
5701901900	**OTH PRAYER RUGS OF CARPET OF COTTON**				
65929	KOREA, REPUBLIC OF	7 429	67 239	6 805	59 163
	CHINA	57	976	41	401
	THAILAND	0	0	8	185
	SINGAPORE	115	985	42	146
	NEPAL	0	0	40	314
	INDIA	28	525	57	469
	TURKEY	0	0	54	616
	AUSTRALIA	0	0	89	373
	UNITED STATES	62	1 114	31	675
	SPAIN	0	0	10	308
	SUB TOTAL	**7 691**	**70 839**	**7 177**	**62 650 ***
5701909100	**PRAYER RUGS OF CARPET OTH THAN WOOL/COTTON**				
65929	CHINA	0	0	77	518
	MALAYSIA	0	0	41	2 038
	SAUDI ARABIA	278	6 808	0	0
	SUB TOTAL	**278**	**6 808**	**118**	**2 556 ***
5701909900	**OTH PRAYER RUGS OF CARPET OTH THAN WOOL/COTTON**				
65929	HONG KONG	0	0	17	115
	CHINA	32 446	240 639	25 328	70 073
	THAILAND	53	509	56	172
	SINGAPORE	2	27 593	32	154
	MALAYSIA	0	0	94	9 950
	VIET NAM	0	0	1	44
	INDIA	107	91	390	5 907
	SAUDI ARABIA	86	784	0	0
	TURKEY	44	1 186	15	180
	UNITED STATES	0	0	109	1 801
	CANADA	0	0	14	220
	IRELAND	0	0	10 623	235 865
	LATVIA	0	0	3	178
	SUB TOTAL	**32 738**	**270 802**	**36 682**	**324 659 ***
5702100000	**KELEM,SCHUMACKS,KARAMANIE&SMLAR HAND-WOVEN RUGS, NOT TUFTED/FLOCKED**				
65930	INDIA	2 054	17 059	2 790	20 831
	BANGLADESH	344	2 860	636	5 349
	IRAN (ISLAMIC REPUBLIC OF)	272	2 130	272	2 454
	TURKEY	79	1 642	51	850
	SUB TOTAL	**2 749**	**23 691**	**3 749**	**29 484 ***
5702200000	**FLOOR COVERING OF COCONUT FIBRES (COIR)NOT TUFTED/FLOCKED**				
65959	INDIA	3 175	23 794	17 664	38 760
	SUB TOTAL	**3 175**	**23 794**	**17 664**	**38 760 ***
5702310000	**FLOOR COV OF PILE CONSTRCT OF WOOL/FINEANIMAL HAIR,NOT MADE UP, NOT TUFTED/FLOC**				
65951	CHINA	31 281	63 435	1	7
	INDIA	28 697	36 408	6 468	16 858
	UNITED KINGDOM	167	10 049	0	0
	DENMARK	0	0	30	500
	SWEDEN	0	0	12	1 541
	IRELAND	1 200	27 350	2 308	31 204
	SPAIN	0	0	2 399	53 474
	PORTUGAL	3 772	11 930	0	0
	SUB TOTAL	**65 117**	**149 172**	**11 218**	**103 584 ***
5702320000	**FLOOR COV OF PILE CONSTRUCT OF MAN-MADETEXT MAT, NOT MADE UP,NOT TUFTED/FLOCKED**				
65952	JAPAN	0	0	519	12 354
	TAIWAN	0	0	1 654	18 259
	MALAYSIA	156	558	0	0
	SAUDI ARABIA	5 510	11 197	0	0

http://www.bps.go.id

HS / SITC	COMMODITY DESCRIPTION / COUNTRY OF ORIGIN	JANUARY - DECEMBER 2015		JANUARY - DECEMBER 2016	
		NET WEIGHT (KG)	CIF VALUE (US$)	NET WEIGHT (KG)	CIF VALUE (US$)
	BELGIUM	71	1 162	12 652	29 335
	SWEDEN	0	0	20	927
	SUB TOTAL	**5 737**	**12 917**	**14 845**	**60 875 ***
5702391000	**FLOOR COV OF PILE CONSTRUCT OF COTTONNOT MADE UP, NOT TUFTED/FLOCKED**				
65959	TAIWAN	0	0	1 980	30 222
	CHINA	9 613	20 033	3 443	50 433
	SINGAPORE	74	1 075	0	0
	SPAIN	14	121	15	871
	SUB TOTAL	**9 701**	**21 229**	**5 438**	**81 526 ***
5702399000	**FLOOR COV OF PILE CONSTRUCT OF OTHTEXTILE MATERIALS, NOT MADE UP,NOT TUFTE**				
65959	JAPAN	13	724	16	465
	TAIWAN	0	0	27	76
	CHINA	0	0	6 506	28 706
	INDIA	15	301	0	0
	TURKEY	0	0	65	2 163
	SUB TOTAL	**28**	**1 025**	**6 614**	**31 410 ***
5702419000	**OTH PRAYER RUGS OF FLOOR COV OF PILECONSTRCT,MADE UP OF WOOL/FINE ANML HAIR**				
65951	CHINA	28 582	186 864	40 745	123 082
	THAILAND	0	0	1 083	10 459
	INDIA	3 627	25 770	683	7 020
	TURKEY	0	0	3	73
	EGYPT	512	4 585	415	3 302
	NETHERLANDS	376	3 073	372	3 436
	BELGIUM	0	0	81	1 962
	SUB TOTAL	**33 097**	**220 292**	**43 382**	**149 334 ***
5702421000	**PRAYER RUGS OF FLOOR COV OF PILECONSTRCT,MADE UP OF MAN-MADE TEXTILE**				
65952	CHINA	0	0	73 084	94 320
	THAILAND	0	0	21	101
	MALAYSIA	45 703	34 667	0	0
	IRAN (ISLAMIC REPUBLIC OF)	0	0	17 980	11 801
	SAUDI ARABIA	10 817	20 131	220 962	214 796
	TURKEY	913 960	1 580 230	1 189 798	1 937 477
	REP. OF MACEDONIA	14 488	18 222	0	0
	SUB TOTAL	**984 968**	**1 653 250**	**1 501 845**	**2 258 495 ***
5702429000	**OTH PRAYER RUGS OF FLOOR COV OF PILECONSTRCT,MADE UP OF MAN-MADE TEXTILE**				
65952	CHINA	245 572	1 317 844	677 215	2 879 731
	MALAYSIA	2 744	14 062	0	0
	INDIA	56	825	251	3 565
	IRAN (ISLAMIC REPUBLIC OF)	0	0	99 407	77 524
	SAUDI ARABIA	6 057	11 045	0	0
	TURKEY	311 411	559 618	968 627	1 676 793
	EGYPT	67 913	367 463	104 518	263 660
	AUSTRALIA	42	524	0	0
	GERMANY, FED. REP. OF	0	0	10	291
	BELGIUM	50 612	189 624	77 424	395 258
	PORTUGAL	4	94	15	318
	BULGARIA	0	0	7 103	7 941
	SUB TOTAL	**684 411**	**2 461 099**	**1 934 570**	**5 305 081 ***
5702491100	**PRAYER RUGS OF FLOOR COV OF COTTON OFPILE CONSTRCT,MADE UP**				
65959	TURKEY	15 128	24 011	3 819	7 496
	SUB TOTAL	**15 128**	**24 011**	**3 819**	**7 496 ***
5702491900	**OTH PRAYER RUGS OF FLOOR COV OF COTTONOF PILE CONSTRCT,MADE UP**				
65959	CHINA	569	4 077	0	0
	THAILAND	20	982	0	0
	INDIA	203	4 866	1 628	10 907
	TURKEY	4 731	41 382	2 760	21 932
	UNITED STATES	20	2 716	0	0
	SPAIN	4	93	0	0

http://www.bps.go.id

HS / SITC	COMMODITY DESCRIPTION / COUNTRY OF ORIGIN	JANUARY - DECEMBER 2015		JANUARY - DECEMBER 2016	
		NET WEIGHT (KG)	CIF VALUE (US$)	NET WEIGHT (KG)	CIF VALUE (US$)
	PORTUGAL	103	2 743	76	1 695
	SUB TOTAL	**5 650**	**56 859**	**4 464**	**34 534 ***
5702492000	**OTH FLOOR COV OF PILE CONSTRCT,MADE UP,OF JUTE FIBRE**				
65959	CHINA	21	216	0	0
	INDIA	8	219	0	0
	SUB TOTAL	**29**	**435**	**0**	**0 ***
5702499000	**OTH FLOOR COV OF PILE CONSTRCT,MADE UP,OF OTH TEXTILE MATERIAL**				
65959	HONG KONG	5	58	0	0
	CHINA	316	2 021	0	0
	INDIA	19	283	246	5 416
	BELGIUM	0	0	2	47
	PORTUGAL	12	283	94	2 146
	SUB TOTAL	**352**	**2 645**	**342**	**7 609 ***
5702509000	**OTH FLOOR COV OF OTH TEXTILE MATERIALNOT OF PILE CONSTRUCT,NOT MADE UP**				
65953	CHINA	0	0	4 985	39 220
	SINGAPORE	0	0	52	300
	INDIA	0	0	6 294	70 292
	UNITED STATES	9	909	0	0
	BELGIUM	0	0	441	7 323
	SUB TOTAL	**9**	**909**	**11 772**	**117 135 ***
5702919000	**OTH FLOOR COV NOT PRAYER RUG NOT OF PILECONSTRCT MADE UP OF WOOL/FINE ANML HAIR**				
65951	CHINA	3 699	3 695	0	0
	INDIA	3 413	28 556	2 321	24 990
	NETHERLANDS	29	286	0	0
	SWEDEN	327	12 952	935	37 142
	IRELAND	200	2 680	0	0
	HUNGARY	675	5 978	172	1 342
	SUB TOTAL	**8 343**	**54 147**	**3 428**	**63 474 ***
5702921000	**PRAYER RUGS NOT OF PILE CONSTRCT MADE UPOF MAN-MADE TEXTL MATRLS**				
65952	CHINA	161 293	227 963	476 856	537 825
	TURKEY	0	0	20 527	19 039
	SUB TOTAL	**161 293**	**227 963**	**497 383**	**556 864 ***
5702929000	**OTH FLOOR COV NOT PRAYER RUG NOT OF PILECONSTRCT,MD UP,OF MAN-MADE TXTL MTRLS**				
65952	JAPAN	0	0	6	121
	CHINA	618 951	455 271	907 750	706 656
	MALAYSIA	0	0	3 806	4 342
	INDIA	438	4 053	997	10 134
	SAUDI ARABIA	83	1 057	0	0
	EGYPT	3 101	18 808	1 716	10 506
	UNITED STATES	0	0	16	140
	UNITED KINGDOM	0	0	204	7 469
	NETHERLANDS	0	0	10	365
	BELGIUM	4 702	38 675	5 390	30 390
	ITALY	0	0	34	270
	SPAIN	50	963	0	0
	PORTUGAL	53	1 545	334	8 071
	SUB TOTAL	**627 378**	**520 372**	**920 263**	**778 464 ***
5702991100	**PRAYER RUGS NOT OF PILE CONSTRCT MADE UPOF COTTON,OF OTH TEXTILE MATRLS**				
65959	CHINA	0	0	25 900	23 635
	TURKEY	0	0	673	624
	SUB TOTAL	**0**	**0**	**26 573**	**24 259 ***
5702991900	**OTH FLOOR COV NOT PRAYER RUG NOT OF PILECONSTRCT,MD UP,OF COTTON,OTH TXTL MATRLS**				
65959	CHINA	107 182	90 941	168 201	163 642
	THAILAND	4	192	0	0
	INDIA	949	11 796	469	6 932
	BANGLADESH	332	2 581	274	2 094
	TURKEY	1 727	6 225	403	4 050

http://www.bps.go.id

HS / SITC	COMMODITY DESCRIPTION / COUNTRY OF ORIGIN	JANUARY - DECEMBER 2015		JANUARY - DECEMBER 2016	
		NET WEIGHT (KG)	CIF VALUE (US$)	NET WEIGHT (KG)	CIF VALUE (US$)
	SPAIN	154	1 560	135	2 855
	PORTUGAL	261	7 028	265	6 207
	SUB TOTAL	**110 609**	**120 323**	**169 747**	**185 780 ***
5702992000	**OTH FLR COV.NOT OF PILE CNSTRCT,MADE UPOF JUTE FIBRES,OTH TEXTILE MATRLS**				
65959	INDIA	1 147	9 534	1 853	14 021
	BANGLADESH	0	0	531	4 645
	UNITED KINGDOM	25	673	0	0
	SPAIN	0	0	5	132
	SUB TOTAL	**1 172**	**10 207**	**2 389**	**18 798 ***
5702999000	**OTH FLR COV.NOT OF PILE CNSTRCT,MADE UPOTH THN CTTN&JUTE FIBRES,OTH TXTL MTRLS**				
65959	JAPAN	1	68	0	0
	CHINA	14 159	66 969	5 288	21 201
	INDIA	119	2 216	376	8 630
	BANGLADESH	362	3 202	58	1 372
	TURKEY	2	34	7	224
	NETHERLANDS	0	0	25	569
	SWITZERLAND	96	7 016	0	0
	SPAIN	22	395	23	1 010
	PORTUGAL	43	1 178	299	6 652
	SUB TOTAL	**14 804**	**81 078**	**6 076**	**39 658 ***
5703101000	**FLOOR MATS OF WOOL/FINE ANML HAIRWHTHR/NOT MADE UP**				
65941	HONG KONG	0	0	19	127
	THAILAND	0	0	3	51
	SINGAPORE	0	0	40	193
	SWEDEN	120	5 135	0	0
	SUB TOTAL	**120**	**5 135**	**62**	**371 ***
5703102000	**PRAYER RUGS OF WOOL/FINE ANIMAL HAIRWHTHR/NOT MADE UP**				
65941	SAUDI ARABIA	48	883	0	0
	SUB TOTAL	**48**	**883**	**0**	**0 ***
5703109000	**CARPET&OTH TXTL FLR COV.,TUFTED, WHTHR/NOT MADE UP,OF WOOL/FINE ANIM HAIR**				
65941	CHINA	2 980	18 077	7 891	111 257
	SINGAPORE	0	0	78	967
	INDIA	18 116	106 793	1 945	31 461
	TURKEY	509	3 217	14	269
	NEW ZEALAND	0	0	3 889	4 961
	UNITED STATES	0	0	15	298
	SWEDEN	383	13 247	1 716	71 100
	ITALY	1 020	17 445	0	0
	SPAIN	0	0	47	1 092
	SUB TOTAL	**23 008**	**158 779**	**15 595**	**221 405 ***
5703201000	**PRAYER RUGS OF OTH MAN-MADE TXTL MTRLWHTHR/NOT MADE UP,OF NYLN/OTH PLYAMID**				
65942	JAPAN	0	0	52	333
	CHINA	0	0	483	3 796
	NETHERLANDS	0	0	63	661
	FRANCE	0	0	57	863
	BELGIUM	0	0	34	192
	SUB TOTAL	**0**	**0**	**689**	**5 845 ***
5703209000	**CARPET&OTH TXTL FLR COV,TUFTED,NOT PRAYRUG,NOT MADE UP,OF NYLN/OTH PLYAMID**				
65942	JAPAN	80 774	304 007	336 028	1 495 564
	HONG KONG	75	1 695	0	0
	KOREA, REPUBLIC OF	9 139	56 940	340	1 713
	TAIWAN	16 860	23 575	13 515	27 648
	CHINA	1 232 006	4 204 215	1 319 431	4 087 426
	THAILAND	404 563	1 557 915	544 561	2 094 933
	SINGAPORE	758	12 089	7 867	10 009
	MALAYSIA	10 777	135 404	9 615	112 186
	INDIA	2 472	16 073	6 951	35 759
	INDONESIA	39	139	0	0
	TURKEY	4 431	26 679	4 177	25 109

http://www.bps.go.id

HS / SITC	COMMODITY DESCRIPTION / COUNTRY OF ORIGIN	JANUARY - DECEMBER 2015		JANUARY - DECEMBER 2016	
		NET WEIGHT (KG)	CIF VALUE (US$)	NET WEIGHT (KG)	CIF VALUE (US$)
	UNITED ARAB EMIRATES	45	1 166	16	265
	EGYPT	13 398	28 617	429	2 754
	UNITED STATES	49 311	266 301	63 543	210 611
	CANADA	17	4 759	0	0
	UNITED KINGDOM	18 270	96 143	12 583	5 817
	NETHERLANDS	234 671	649 044	44 122	137 537
	FRANCE	93 402	233 979	135 829	205 453
	GERMANY, FED. REP. OF	1 161	9 671	87	1 155
	BELGIUM	39	107	28 753	67 080
	DENMARK	60	190	0	0
	ITALY	0	0	44	209
	CZECH REPUBLIC	580	9 183	0	0
	SUB TOTAL	**2 172 848**	**7 637 891**	**2 527 891**	**8 521 228 ***
5703301000	**PRAYER RUGS OF COTTON, WHTHR/NOTMADE UP,OF OTH MAN-MD-TXTL MTRLS**				
65943	CHINA	0	0	34	411
	IRAN (ISLAMIC REPUBLIC OF)	0	0	440	441
	SUB TOTAL	**0**	**0**	**474**	**852 ***
5703309000	**CARPET&OTH TXTL FLR COV,TUFTED,NOT PRAYRUG,OF CTTN NOT MADE UP,OF OTH TXTL MTRL**				
65943	JAPAN	33 978	78 425	48 863	124 123
	KOREA, REPUBLIC OF	9 965	37 296	13 096	58 582
	TAIWAN	27 811	33 226	1 705	3 781
	CHINA	2 196 662	6 846 942	3 419 171	9 117 293
	THAILAND	95 143	733 278	294 602	1 322 340
	SINGAPORE	7	210	12 420	12 343
	MALAYSIA	28 701	28 816	18 178	11 005
	VIET NAM	1 775	9 351	1 511	8 662
	INDIA	7 737	53 085	1 583	12 488
	IRAN (ISLAMIC REPUBLIC OF)	0	0	5 099	5 109
	TURKEY	33 469	23 843	53 332	86 136
	UNITED ARAB EMIRATES	117 543	143 386	13 670	21 200
	EGYPT	6 743	32 066	17 260	31 109
	UNITED STATES	17 180	25 579	6 376	49 301
	NETHERLANDS	109 431	111 475	94 477	89 452
	FRANCE	154	3 549	0	0
	BELGIUM	0	0	152	672
	SPAIN	16	439	0	0
	SUB TOTAL	**2 686 315**	**8 160 966**	**4 001 495**	**10 953 596 ***
5703901900	**CARPET&OTH TXTL FLR COV.,TUFTED, WHTHR/NOT MADE UP,OF COTTON,OTH TEXTILE MATRLS**				
65949	JAPAN	2 895	33 262	2 709	42 030
	HONG KONG	54 758	336 528	97 648	629 520
	CHINA	157	3 200	0	0
	SINGAPORE	1 144	3 880	0	0
	MALAYSIA	8 660	64 405	0	0
	INDIA	294	3 048	6 546	30 015
	BANGLADESH	1 277	9 175	1 313	9 987
	SAUDI ARABIA	263	3 283	0	0
	TURKEY	1 861	15 894	0	0
	MOROCCO	0	0	33	2 394
	UNITED STATES	0	0	53	761
	NETHERLANDS	0	0	10	131
	FRANCE	0	0	16	236
	SUB TOTAL	**71 309**	**472 675**	**108 328**	**715 074 ***
5703902100	**FLOOR MATS OF JUTE FIBRES WHTHR/NOTMADE UP,OF OTH TXTL MTRLS**				
65949	JAPAN	10	391	0	0
	THAILAND	10	222	0	0
	SUB TOTAL	**20**	**613**	**0**	**0 ***
5703909100	**FLOOR MATS, WHTHR/NOT MADE UP,NOT CTTN&JUTE FBR,OTH TXTL MTRL**				
65949	JAPAN	341 123	2 175 741	653 493	4 622 789
	CHINA	19 973	84 618	14 220	58 568
	SUB TOTAL	**361 096**	**2 260 359**	**667 713**	**4 681 357 ***

http://www.bps.go.id

HS / SITC	COMMODITY DESCRIPTION / COUNTRY OF ORIGIN	JANUARY - DECEMBER 2015		JANUARY - DECEMBER 2016	
		NET WEIGHT (KG)	CIF VALUE (US$)	NET WEIGHT (KG)	CIF VALUE (US$)
5703909900	**CARPET&OTH TXTL FLR COV.,TUFTED, WHTHR/NT MD UP,NOT CTTN&JUTE FBR,OTH TXTL MTRL**				
65949	JAPAN	66	4 955	368	6 347
	HONG KONG	89	1 588	227	3 149
	KOREA, REPUBLIC OF	0	0	99	483
	CHINA	11 544	39 537	2 429	74 217
	THAILAND	0	0	422	3 881
	SINGAPORE	1 798	9 286	372	4 921
	PHILIPPINES	0	0	29	700
	MALAYSIA	249	2 780	58 587	26 955
	INDIA	1 719	15 902	36 294	73 485
	IRAQ	0	0	179	2 876
	SAUDI ARABIA	0	0	87	1 088
	TURKEY	189	7 266	331	12 806
	UNITED ARAB EMIRATES	0	0	13	197
	EGYPT	0	0	72	715
	MOROCCO	82	2 260	20	945
	AUSTRALIA	25	2 071	50	402
	UNITED STATES	162	5 840	410	8 997
	BRAZIL	0	0	6	240
	UNITED KINGDOM	262	6 610	38	1 169
	NETHERLANDS	61	1 756	237	2 911
	FRANCE	14	2 085	17	1 232
	GERMANY, FED. REP. OF	58	986	0	0
	BELGIUM	0	0	18	132
	ITALY	60	1 056	5	305
	CROATIA	0	0	11	488
	SUB TOTAL	**16 378**	**103 978**	**100 321**	**228 641 ***
5704100000	**TEXTILE TILES, HAVING A SURFACE <=0,3M,FELT,NO TUFLED/FLOCKED,MADE UP/NOT**				
65961	HONG KONG	92	963	0	0
	UNITED STATES	0	0	184	1 174
	FRANCE	0	0	3	197
	SUB TOTAL	**92**	**963**	**187**	**1 371 ***
5704900000	**OTH TEXTILE TILES, HAVING A SURFACE <=0,3M,FELT,NO TUFLED/FLOCKED,MADE UP/NOT**				
65961	JAPAN	12	817	73	1 178
	KOREA, REPUBLIC OF	2 381 844	2 829 254	2 495 629	2 770 733
	CHINA	157 675	554 478	407 647	673 259
	THAILAND	1 487	7 887	58	689
	SINGAPORE	47	141	67	1 170
	INDONESIA	21 408	54 929	0	0
	EGYPT	9 822	73 845	9 728	46 880
	GERMANY, FED. REP. OF	0	0	20	239
	BELGIUM	4 102	18 202	2 183	9 081
	ITALY	985	15 316	0	0
	SUB TOTAL	**2 577 382**	**3 554 869**	**2 915 405**	**3 503 229 ***
5705001100	**PRAYER RUGS OF COTTON, WHTHR/NOT MADE UP**				
65969	CHINA	0	0	276	3 082
	SAUDI ARABIA	121	1 759	0	0
	UNITED ARAB EMIRATES	0	0	11	142
	SUB TOTAL	**121**	**1 759**	**287**	**3 224 ***
5705001900	**OTH CARPET&OTH TXTL FLR COV,OTH PRAYRUG OF COTTON,WHTHR/NOT MADE**				
65969	JAPAN	39	733	0	0
	TAIWAN	237	2 976	0	0
	CHINA	87	1 660	10 035	24 118
	THAILAND	0	0	47	847
	SINGAPORE	5	114	284	2 029
	INDIA	187	2 681	3 236	11 688
	TURKEY	0	0	59	1 042
	AUSTRALIA	4	100	0	0
	UNITED STATES	82	1 096	41	576
	UNITED KINGDOM	0	0	13	101
	FRANCE	0	0	13	112
	GERMANY, FED. REP. OF	31	1 197	0	0
	SUB TOTAL	**672**	**10 557**	**13 728**	**40 513 ***

http://www.bps.go.id

HS / SITC	COMMODITY DESCRIPTION / COUNTRY OF ORIGIN	JANUARY - DECEMBER 2015		JANUARY - DECEMBER 2016	
		NET WEIGHT (KG)	CIF VALUE (US$)	NET WEIGHT (KG)	CIF VALUE (US$)
5705002100	**NON WOVEN FLOOR COVERING OF JUTE FIBRS,WHTHR/NOT MADE UP**				
65969	JAPAN	347	2 390	0	0
	SUB TOTAL	**347**	**2 390**	**0**	**0 ***
5705002900	**OTH CARPET&OTH TXTL FLR COV,OTH NON WOVNFLOOR COVRNG OF JUTE FBRS,WHTHR/NOT MADE**				
65969	HONG KONG	397	622	0	0
	KOREA, REPUBLIC OF	6	6	0	0
	CHINA	0	0	193	2 076
	THAILAND	0	0	24	228
	SINGAPORE	0	0	66	389
	VIET NAM	31	849	0	0
	INDIA	40	944	0	0
	UNITED STATES	3	518	0	0
	UNITED KINGDOM	41	820	2	712
	FRANCE	30 355	83 849	20	369
	SPAIN	0	0	41	1 064
	SUB TOTAL	**30 873**	**87 608**	**346**	**4 838 ***
5705009100	**PRAYER RUGS OF OTH THN COTTON&JUTEFIBRES,WHTHR/NOT MADE UP**				
65969	CHINA	128 498	149 900	109 222	110 461
	SUB TOTAL	**128 498**	**149 900**	**109 222**	**110 461 ***
5705009200	**NON WOVEN FLOOR COVERING OF OTH COTTON&JUTE FIBRES,WHTHR/NOT MADE**				
65969	JAPAN	6	327	444	15 729
	THAILAND	35 234	581 435	196 045	516 698
	SINGAPORE	186	850	0	0
	MALAYSIA	84 263	309 931	110 108	317 960
	BRAZIL	2 717	58 988	0	0
	SUB TOTAL	**122 406**	**951 531**	**306 597**	**850 387 ***
5705009900	**OTH CARPET&OTH TXTL FLR COV,OTH PRAY RUGOF OTH COTTON&JUTE FIBRES,WHTHR/NOT MADE**				
65969	JAPAN	0	0	42	485
	KOREA, REPUBLIC OF	371	3 278	744	8 563
	TAIWAN	0	0	239	3 273
	CHINA	512 724	631 027	593 631	485 941
	THAILAND	0	0	30	283
	SINGAPORE	1 159	9 541	33	577
	MALAYSIA	0	0	43 432	47 818
	VIET NAM	0	0	139	857
	INDIA	214	819	511	3 136
	INDONESIA	198	1 282	0	0
	TURKEY	71	1 705	0	0
	UNITED STATES	399	9 930	28	706
	UNITED KINGDOM	5	21	34	1 338
	AUSTRIA	0	0	245	6 412
	BELGIUM	200	2 680	0	0
	SWEDEN	0	0	20	1 266
	IRELAND	600	7 374	0	0
	ITALY	0	0	89	4 017
	SPAIN	85	1 633	79	1 841
	SUB TOTAL	**516 026**	**669 290**	**639 296**	**566 513 ***
5801101000	**WOVEN PILE&CHENILLE FABRICS OF WOOL/FINE ANML HAIR, IMPREGNTD,COATD,COVERD**				
65435	HONG KONG	0	0	53	588
	KOREA, REPUBLIC OF	0	0	8	111
	CHINA	72	906	0	0
	UNITED KINGDOM	9	904	0	0
	BELGIUM	90	1 006	0	0
	DENMARK	0	0	34	2 281
	SUB TOTAL	**171**	**2 816**	**95**	**2 980 ***
5801109000	**WOVEN PILE&CHENILLE FABRICS OF WOOL/FINE ANML HAIR,NOT IMPREGNTD**				
65435	JAPAN	33	771	0	0
	HONG KONG	29	395	24	603
	KOREA, REPUBLIC OF	2 361	85 579	2 831	49 299
	CHINA	1	30	262	4 612
	PHILIPPINES	8 915	129 569	6 518	111 697

http://www.bps.go.id

HS / SITC	COMMODITY DESCRIPTION / COUNTRY OF ORIGIN	JANUARY - DECEMBER 2015		JANUARY - DECEMBER 2016	
		NET WEIGHT (KG)	CIF VALUE (US$)	NET WEIGHT (KG)	CIF VALUE (US$)
	MALAYSIA	0	0	19	148
	INDIA	0	0	1 760	3 752
	AUSTRALIA	54	537	0	0
	UNITED STATES	66	15 203	0	0
	UNITED KINGDOM	6 472	54 183	7 475	75 809
	NETHERLANDS	936	57 739	809	56 304
	DENMARK	0	0	1 166	124 538
	SUB TOTAL	**18 867**	**344 006**	**20 864**	**426 762 ***
5801211000	**UNCUT WEFT PILE FBRCS OF COTTON,IMPRGNTD,COATD,COVERD OTH THN OF HEAD 5802/5806**				
65214	CHINA	0	0	108	1 742
	SUB TOTAL	**0**	**0**	**108**	**1 742 ***
5801219000	**UNCUT WEFT PILE FBRCS OF COTTON,NOTIMPRGNTD,COVERD OTH THN OF HEAD 5802/580**				
65214	JAPAN	502	16 589	3 941	60 048
	HONG KONG	34	555	146	2 511
	KOREA, REPUBLIC OF	18 798	235 529	8 985	124 924
	CHINA	4	38	2 526	61 249
	SINGAPORE	20	385	0	0
	UNITED KINGDOM	10	473	17	2 390
	ITALY	9	139	4	132
	SUB TOTAL	**19 377**	**253 708**	**15 619**	**251 254 ***
5801221000	**CUT CORDUROY OF COTTON,IMPRGNTD,COATD,COVERD OTH THAN OF HEAD 5802/5806**				
65215	CHINA	73	1 239	396	5 450
	VIET NAM	56	20	0	0
	GERMANY, FED. REP. OF	13	246	0	0
	SUB TOTAL	**142**	**1 505**	**396**	**5 450 ***
5801229000	**CUT CORDUROY OF COTTON,NOT IMPRGNTD,COATD,COVERD OTH THAN OF HEAD 5802/5806**				
65215	HONG KONG	24 831	432 475	12 908	201 439
	KOREA, REPUBLIC OF	0	0	111	2 191
	TAIWAN	0	0	14	454
	CHINA	249 510	2 434 847	61 233	592 860
	UNITED STATES	0	0	7	157
	UNITED KINGDOM	0	0	3	65
	GERMANY, FED. REP. OF	545	11 270	777	15 249
	SUB TOTAL	**274 886**	**2 878 592**	**75 053**	**812 415 ***
5801239000	**OTH WEFT PILE FBRCS OF COTTON,NOTIMPRGNTD,COVERD OTH THN OF HEAD 5802/580**				
65215	HONG KONG	1	18	0	0
	TAIWAN	0	0	16	101
	CHINA	616	5 675	2 770	30 267
	ITALY	0	0	8	672
	SUB TOTAL	**617**	**5 693**	**2 794**	**31 040 ***
5801269000	**CHENILLE FABRICS OF COTTON,NOT IMPRGNTD,COATD,COVERD OTH THAN OF HEAD 5802/5806**				
65215	HONG KONG	0	0	44	1 982
	CHINA	12 696	58 737	2 135	43 819
	SUB TOTAL	**12 696**	**58 737**	**2 179**	**45 801 ***
5801271000	**WARP PILE FABRICS OF COTTON,IMPRGNTD,COATD,COVERD OTH THAN OF HEAD 5802/5806**				
65214	CHINA	79	1 065	0	0
	SUB TOTAL	**79**	**1 065**	**0**	**0 ***
5801279000	**WARP PILE FBRCS OF COTTON,NOT IMPRGNTD,COATD,COVERD OTH THAN OF HEAD 5802/5806**				
65214	JAPAN	0	0	13	368
	HONG KONG	0	0	1 950	12 887
	CHINA	8 335	125 723	24 313	420 826
	SINGAPORE	0	0	7	18
	UNITED STATES	3	179	20	1 291
	UNITED KINGDOM	133	9 146	141	5 478
	FRANCE	3	409	18	930
	GERMANY, FED. REP. OF	18	1 566	0	0
	ITALY	12 095	315 862	12 416	341 102

http://www.bps.go.id

HS / SITC	COMMODITY DESCRIPTION / COUNTRY OF ORIGIN	JANUARY - DECEMBER 2015		JANUARY - DECEMBER 2016	
		NET WEIGHT (KG)	CIF VALUE (US$)	NET WEIGHT (KG)	CIF VALUE (US$)
	PORTUGAL	0	0	26	986
	SUB TOTAL	**20 587**	**452 885**	**38 904**	**783 886 ***
5801311000	**UNCUT WEFT PILE FBRCS OF MAN-MADE FBRS,IMPRGNTD,OTH THN OF HEAD 5802/5806**				
65391	KOREA, REPUBLIC OF	36	292	0	0
	SUB TOTAL	**36**	**292**	**0**	**0 ***
5801319000	**UNCUT WEFT PILE FBRCS OF MAN-MADE FBRS,NOT IMPRGNTD,OTH THN OF HEAD 5802/5806**				
65391	JAPAN	0	0	19	1 547
	CHINA	557	6 328	726	11 179
	UNITED KINGDOM	0	0	11	815
	NETHERLANDS	0	0	67	2 445
	GERMANY, FED. REP. OF	8	1 086	0	0
	SUB TOTAL	**565**	**7 414**	**823**	**15 986 ***
5801321000	**CUT CORDUROY OF MAN-MADE FIBRES ,IMPRGNTD,OTH THN OF HEAD 5802/5806**				
65393	HONG KONG	25 707	388 830	1 209	14 940
	CHINA	21 084	250 755	8 286	110 650
	BRAZIL	0	0	9	370
	SWITZERLAND	0	0	2	307
	ITALY	0	0	11	543
	SUB TOTAL	**46 791**	**639 585**	**9 517**	**126 810 ***
5801329000	**CUT CORDUROY OF MAN-MADE FIBRES ,NOTIMPRGNTD,OTH THN OF HEAD 5802/5806**				
65393	HONG KONG	2 076	21 362	0	0
	TAIWAN	4	79	539	13 226
	CHINA	87	610	9	83
	SUB TOTAL	**2 167**	**22 051**	**548**	**13 309 ***
5801331000	**OTH WEFT PILE FABRICS OF MAN-MADE FBRS,IMPRGNTD,OTH THN OF HEAD 5802/5806**				
65393	CHINA	3 505	18 388	0	0
	SUB TOTAL	**3 505**	**18 388**	**0**	**0 ***
5801339000	**OTH WEFT PILE FABRICS OF MAN-MADE FBRS,NOT IMPRGNTD,OTH THN OF HEAD 5802/5806**				
65393	CHINA	145	1 527	298	2 898
	TURKEY	0	0	10	147
	UNITED STATES	0	0	83	1 812
	UNITED KINGDOM	0	0	22	934
	GERMANY, FED. REP. OF	11	201	0	0
	BELGIUM	83	924	71	619
	SPAIN	0	0	21	646
	SUB TOTAL	**239**	**2 652**	**505**	**7 056 ***
5801361000	**CHENILLE FABRICS OF MAN-MADE FRIBRES,IMPRGNTD,OTH THN OF HEAD 5802/5806**				
65393	CHINA	12 779	56 626	694	8 243
	INDIA	0	0	993	11 119
	UNITED STATES	0	0	117	2 387
	GERMANY, FED. REP. OF	0	0	69	845
	ITALY	16	2 970	0	0
	SUB TOTAL	**12 795**	**59 596**	**1 873**	**22 594 ***
5801369000	**CHENILLE FABRICS OF MAN-MADE FRIBRES,NOT IMPRGNTD,OTH THN OF HEAD 5802/5806**				
65393	HONG KONG	0	0	579	3 600
	KOREA, REPUBLIC OF	0	0	44	449
	CHINA	12 918	90 562	29 869	213 376
	SINGAPORE	36	750	0	0
	INDIA	0	0	34	4 156
	TURKEY	444	10 909	68	1 010
	AUSTRALIA	63	1 678	8	271
	UNITED STATES	179	6 876	364	5 926
	UNITED KINGDOM	152	7 535	139	6 311
	NETHERLANDS	0	0	88	3 211
	FRANCE	4	130	0	0
	GERMANY, FED. REP. OF	114	8 372	94	1 568
	BELGIUM	2 765	34 851	2 317	26 106

http://www.bps.go.id

HS / SITC	COMMODITY DESCRIPTION / COUNTRY OF ORIGIN	JANUARY - DECEMBER 2015		JANUARY - DECEMBER 2016	
		NET WEIGHT (KG)	CIF VALUE (US$)	NET WEIGHT (KG)	CIF VALUE (US$)
	ITALY	7	1 373	0	0
	SPAIN	70	1 522	0	0
	SUB TOTAL	**16 752**	**164 558**	**33 604**	**265 984 ***
5801371000	**WARP PILE FBRCS OF MAN-MADE FRIBRES,IMPRGNTD,OTH THN OF HEAD 5802/5806**				
65391	CHINA	10 760	49 945	588	8 445
	TURKEY	21	680	36	543
	UNITED KINGDOM	0	0	35	1 493
	BELGIUM	54	801	0	0
	SUB TOTAL	**10 835**	**51 426**	**659**	**10 481 ***
5801379000	**WARP PILE FBRCS OF MAN-MADE FRIBRES,NOT IMPRGNTD,OTH THN OF HEAD 5802/5806**				
65391	KOREA, REPUBLIC OF	174	2 831	48 694	202 073
	CHINA	39 105	405 021	51 079	446 400
	SINGAPORE	8	507	0	0
	INDIA	0	0	62	7 187
	TURKEY	0	0	45	1 541
	UNITED ARAB EMIRATES	348	7 446	0	0
	AUSTRALIA	5	657	0	0
	UNITED STATES	337	9 802	121	19 560
	UNITED KINGDOM	251	19 061	389	16 460
	NETHERLANDS	256	10 016	0	0
	FRANCE	43	1 094	0	0
	GERMANY, FED. REP. OF	646	28 553	84	8 037
	BELGIUM	611	8 561	277	5 018
	ITALY	7 532	210 626	5 947	203 356
	SUB TOTAL	**49 316**	**704 175**	**106 698**	**909 632 ***
5801901100	**OTHR CARPET & TEXT FLOOR COVRNG OF SILK,IMPRGNTD,OTH THN OF HEAD 5802/5806**				
65495	FRANCE	0	0	7	989
	ITALY	0	0	1	451
	SUB TOTAL	**0**	**0**	**8**	**1 440 ***
5801901900	**OTHR CARPET & TEXT FLOOR COVRNG OF SILK,NOT IMPRGNTD,OTH THN OF HEAD 5802/5806**				
65495	JAPAN	0	0	6	353
	CHINA	3	53	19	239
	SINGAPORE	9	186	5	133
	UNITED KINGDOM	0	0	62	2 013
	ITALY	0	0	14	4 201
	SUB TOTAL	**12**	**239**	**106**	**6 939 ***
5801909900	**OTHR CARPET & TEXT FLOOR COVRNG OF OTHTXTL MTRL, NOT IMPRGNTD,OTH OF 5802/580**				
65495	JAPAN	520	5 901	290	4 101
	TAIWAN	0	0	20	104
	CHINA	14 125	78 276	8 080	45 537
	SINGAPORE	11 237	124 821	11 266	147 506
	MALAYSIA	3	1 270	0	0
	VIET NAM	290	2 606	0	0
	INDIA	31	859	0	0
	UNITED STATES	65	2 398	0	0
	CANADA	0	0	11	101
	UNITED KINGDOM	57	1 707	55	869
	NETHERLANDS	0	0	10	551
	FRANCE	10	2 304	11	174
	GERMANY, FED. REP. OF	9	2 696	0	0
	ITALY	0	0	118	11 605
	SUB TOTAL	**26 347**	**222 838**	**19 861**	**210 548 ***
5802110000	**UNBLEACHED TERRY TOWELLING&WOVENFABRCS OF COTTON OTH THN HEAD OF 5703**				
65212	KOREA, REPUBLIC OF	400 498	4 583 792	565 440	6 902 144
	CHINA	0	0	47	330
	SUB TOTAL	**400 498**	**4 583 792**	**565 487**	**6 902 474 ***
5802190000	**BLEACHED TERRY TOWELLING&WOVENFABRCS OF COTTON OTH THN HEAD OF 5703**				
65213	KOREA, REPUBLIC OF	351	5 495	615	8 125
	CHINA	8 115	49 625	8 342	54 282

http://www.bps.go.id

HS / SITC	COMMODITY DESCRIPTION / COUNTRY OF ORIGIN	JANUARY - DECEMBER 2015		JANUARY - DECEMBER 2016	
		NET WEIGHT (KG)	CIF VALUE (US$)	NET WEIGHT (KG)	CIF VALUE (US$)
	THAILAND	0	0	41	1 430
	SINGAPORE	0	0	92	559
	VIET NAM	0	0	27	316
	SUB TOTAL	**8 466**	**55 120**	**9 117**	**64 712 ***
5802200000	**TERRY TOWELLING&WOVEN FABRCS OF OTHTEXTILE MATERIAL OTHR THAN HEAD 5703**				
65496	HONG KONG	0	0	22	139
	KOREA, REPUBLIC OF	4 473	74 277	1 296	28 077
	TAIWAN	105	1 375	8	54
	CHINA	68	442	1 367	19 254
	SINGAPORE	19	321	0	0
	INDIA	2 989	60 950	0	0
	SUB TOTAL	**7 654**	**137 365**	**2 693**	**47 524 ***
5802301000	**TUFTED TEXTILE FABRICS,INPREGNATED,COATED/COVERED OTH THN OF HEAD 5703**				
65497	KOREA, REPUBLIC OF	8 179	205 215	9 609	308 049
	TAIWAN	2 082	126 810	0	0
	CHINA	165 716	616 001	386 313	1 281 354
	SUB TOTAL	**175 977**	**948 026**	**395 922**	**1 589 403 ***
5802309000	**OTHER TUFTED TEXTILE FABRICS OF OTHERTHAN FABRICS OF HEAD 5806**				
65497	HONG KONG	0	0	84	1 136
	KOREA, REPUBLIC OF	438	3 351	311	3 215
	CHINA	0	0	22 144	22 330
	SINGAPORE	357	4 679	1 481	14 099
	UNITED ARAB EMIRATES	0	0	16	162
	SUB TOTAL	**795**	**8 030**	**24 036**	**40 942 ***
5803001000	**GAUZE OF COTTON, OTH THAN NARROWFBRCS OF HEADING 5806**				
65494	JAPAN	7 049	46 961	8 165	40 321
	CHINA	121	5 124	374	32 762
	SUB TOTAL	**7 170**	**52 085**	**8 539**	**73 083 ***
5803002000	**GAUZE OF MAN-MADE FIBRES, OTH THANNARROW FBRCS OF HEADING 5806**				
65494	CHINA	0	0	313	2 799
	THAILAND	154	1 825	53	704
	SUB TOTAL	**154**	**1 825**	**366**	**3 503 ***
5803009100	**GAUZE OF A KIND USED TO COVER CROPSOTH THN NARROW FBRCS OF HEADING 5806**				
65494	CHINA	0	0	44	317
	SUB TOTAL	**0**	**0**	**44**	**317 ***
5803009900	**GAUZE OF OTHER, OTH THAN NARROWFBRCS OF HEADING 5806**				
65494	JAPAN	0	0	364	437
	HONG KONG	0	0	18	100
	KOREA, REPUBLIC OF	67	544	126	1 509
	TAIWAN	0	0	96	508
	CHINA	38 011	78 811	1 792	21 617
	UNITED STATES	96	1 290	104	1 303
	UNITED KINGDOM	70	24 401	2 351	75 741
	SWITZERLAND	0	0	5	168
	ITALY	0	0	2	322
	SUB TOTAL	**38 244**	**105 046**	**4 858**	**101 705 ***
5804101100	**TULLES&OTH NET FBRICS OF SILK,IMPREGNTDCOATD,COVERD OTH THN OF HEAD 6002-6006**				
65641	JAPAN	0	0	2 665	56 522
	HONG KONG	49	905	1 846	82 771
	KOREA, REPUBLIC OF	3 071	77 660	5 798	140 185
	CHINA	33	624	1	29
	VIET NAM	0	0	1 578	23 129
	SWITZERLAND	84	109 783	72	68 519
	SUB TOTAL	**3 237**	**188 972**	**11 960**	**371 155 ***

http://www.bps.go.id

HS / SITC	COMMODITY DESCRIPTION / COUNTRY OF ORIGIN	JANUARY - DECEMBER 2015		JANUARY - DECEMBER 2016	
		NET WEIGHT (KG)	CIF VALUE (US$)	NET WEIGHT (KG)	CIF VALUE (US$)
5804101900	**TULLES&OTH NET FBRICS OF SILK,NOTIMPREGNTD,OTH THN OF HEAD 6002-6006**				
65641	JAPAN	1	1	0	0
	HONG KONG	223 015	3 620 314	315 986	6 333 930
	KOREA, DEM. PEOPLE'S REP.	48	7 263	0	0
	KOREA, REPUBLIC OF	23 200	237 450	97 661	946 948
	TAIWAN	12 127	171 532	19 387	254 157
	CHINA	13 851	303 292	14 377	491 652
	THAILAND	3 530	85 333	9 545	176 509
	SINGAPORE	0	0	1 528	18 650
	PHILIPPINES	223	5 414	0	0
	MALAYSIA	0	0	68	364
	VIET NAM	51	376	119	2 900
	INDIA	1	1	3	22
	BANGLADESH	0	0	1	17 727
	UNITED STATES	1	7	20	1 948
	COLOMBIA	60	2 512	246	10 494
	UNITED KINGDOM	0	0	103	3 573
	BELGIUM	0	0	7	144
	SWITZERLAND	85	81 642	71	58 566
	ITALY	0	0	1	65
	SUB TOTAL	**276 193**	**4 515 137**	**459 123**	**8 317 649 ***
5804102100	**TULLES&OTH NET FBRCS OF COTTON,IMPRGNTDCOATD,COVERD OTH THN OF HEAD 6002-6006**				
65641	HONG KONG	2 985	124 028	1 956	47 614
	KOREA, REPUBLIC OF	1 119	45 196	8 045	236 130
	TAIWAN	1 163	44 795	508	32 029
	CHINA	9 914	443 347	47 433	2 029 685
	THAILAND	274	14 089	0	0
	SUB TOTAL	**15 455**	**671 455**	**57 942**	**2 345 458 ***
5804102900	**TULLES&OTH NET FBRCS OF COTTON,NOTIMPREGNTD,OTH THN OF HEAD 6002-6006**				
65641	JAPAN	0	0	2 926	60 898
	HONG KONG	687	42 207	1 182	51 937
	KOREA, REPUBLIC OF	13 808	239 790	12 435	162 613
	TAIWAN	3 799	92 148	36	2 747
	CHINA	6 531	170 144	2 851	104 480
	THAILAND	0	0	1	1
	SINGAPORE	0	0	5	1 452
	UNITED STATES	0	0	1	19
	UNITED KINGDOM	0	0	17	505
	SUB TOTAL	**24 825**	**544 289**	**19 454**	**384 652 ***
5804109100	**TULLES&OTH NET FBRC OTH THN SILK/COTTON,IMPREGNTD,OTH THN OF HEAD 6002-6006**				
65641	HONG KONG	0	0	150	8 528
	KOREA, REPUBLIC OF	339	2 880	129	1 379
	TAIWAN	62 691	1 382 125	43 272	818 081
	CHINA	1	1	368	3 469
	SINGAPORE	0	0	14 040	39 312
	SUB TOTAL	**63 031**	**1 385 006**	**57 959**	**870 769 ***
5804109900	**TULLES&OTH NET FBRC OTH THN SILK/COTTON,NOT IMPRGNTD,OTH OF HEAD 6002-6006**				
65641	JAPAN	61	3 218	592	22 254
	HONG KONG	129 096	2 436 178	149 186	2 795 820
	KOREA, REPUBLIC OF	75 279	1 863 969	119 986	2 819 108
	TAIWAN	558 025	3 476 129	484 190	3 262 214
	CHINA	202 737	2 055 889	330 531	2 949 829
	THAILAND	34 960	1 159 753	28 474	804 958
	SINGAPORE	0	0	152	404
	VIET NAM	161	700	10 849	88 849
	SRI LANKA	6	97	4	42
	TURKEY	0	0	85	4 638
	UNITED STATES	120 183	2 628 469	96 212	2 031 185
	CANADA	330	14 236	164	3 424
	SWITZERLAND	19	19 515	16	672
	SUB TOTAL	**1 120 857**	**13 658 153**	**1 220 441**	**14 783 397 ***
5804211000	**MECHANICALLY MADE LACE OF MAN-MADE FBRSIMPREGNTD,OTH THN OF HEAD 6002-6006**				
65642	HONG KONG	10 008	235 390	15 337	236 380

http://www.bps.go.id

HS / SITC	COMMODITY DESCRIPTION / COUNTRY OF ORIGIN	JANUARY - DECEMBER 2015		JANUARY - DECEMBER 2016	
		NET WEIGHT (KG)	CIF VALUE (US$)	NET WEIGHT (KG)	CIF VALUE (US$)
	KOREA, REPUBLIC OF	40 453	681 880	61 457	1 051 142
	TAIWAN	33 632	529 552	105 533	1 511 666
	CHINA	68 723	2 168 495	64 246	1 138 158
	THAILAND	3 065	265 599	2	13
	VIET NAM	76	1 055	645	4 241
	UNITED STATES	0	0	48	1 959
	SUB TOTAL	**155 957**	**3 881 971**	**247 268**	**3 943 559 ***
5804219000	**MECHANICALLY MADE LACE OF MAN-MADE FBRSNOT IMPRGNTD,OTH OF HEAD 6002-6006**				
65642	JAPAN	16 419	366 624	10 224	357 868
	HONG KONG	295 748	6 875 646	377 576	8 991 277
	KOREA, REPUBLIC OF	70 674	1 055 570	50 318	832 211
	TAIWAN	32 277	1 265 911	28 098	992 898
	CHINA	573 424	3 632 155	1 885 580	6 888 269
	THAILAND	20 031	748 295	18 050	566 992
	SINGAPORE	18 990	28 151	996	25 718
	MALAYSIA	2	649	37	226
	VIET NAM	33 080	168 814	25 166	145 484
	INDIA	124	1 693	7 712	4 996
	SRI LANKA	3 709	257 680	3 613	207 913
	INDONESIA	0	0	11	138
	UNITED ARAB EMIRATES	0	0	1	1
	EGYPT	0	0	57	944
	TUNISIA	97	5 775	22	2 966
	AUSTRALIA	0	0	6	249
	NEW ZEALAND	0	0	1	23
	UNITED STATES	1 259	98 216	2 220	160 602
	CANADA	8	368	52	1 664
	COLOMBIA	0	0	291	15 705
	UNITED KINGDOM	202	8 225	64	3 625
	FRANCE	58	1 116	68	5 344
	GERMANY, FED. REP. OF	14	3 082	3	92
	AUSTRIA	736	173 288	142	43 505
	BELGIUM	8	834	0	0
	SWITZERLAND	272	65 266	187	40 419
	DENMARK	22	2 417	0	0
	ITALY	4 214	391 596	2 437	185 656
	SPAIN	0	0	29	1 127
	SUB TOTAL	**1 071 368**	**15 151 371**	**2 412 961**	**19 475 912 ***
5804291000	**MECHANICALLY MADE LACE OF OTH TXTL MTRLIMPREGNTD,OTH THN OF HEAD 6002-6006**				
65642	HONG KONG	4 399	139 601	1 892	61 056
	KOREA, REPUBLIC OF	31 465	409 116	56 475	873 936
	TAIWAN	1 940	63 491	15 957	421 298
	CHINA	1 600	48 098	5 702	146 446
	VIET NAM	117	10 416	15 426	359 814
	INDIA	22	670	0	0
	UNITED STATES	1	142	1	1
	SUB TOTAL	**39 544**	**671 534**	**95 453**	**1 862 551 ***
5804299000	**MECHANICALLY MADE LACE OF OTH TXTL MTRLNOT IMPRGNTD,OTH OF HEAD 6002-6006**				
65642	JAPAN	881	42 435	617	37 209
	HONG KONG	71 510	1 529 550	75 368	1 662 016
	KOREA, REPUBLIC OF	185 491	3 634 985	178 585	3 569 493
	TAIWAN	22 782	451 168	17 967	348 554
	CHINA	128 259	2 223 957	197 107	3 165 242
	THAILAND	23 807	876 324	23 297	818 072
	SINGAPORE	11 392	81 658	3 055	47 101
	MALAYSIA	12 876	85 015	16 798	116 623
	CAMBODIA	45	357	4	49
	VIET NAM	2 436	49 410	2 487	58 327
	INDIA	458	3 919	999	28 069
	PAKISTAN	877	15 495	0	0
	BANGLADESH	0	0	1	1
	SRI LANKA	1 805	71 708	2 121	60 632
	TURKEY	52	458	85	2 331
	UNITED ARAB EMIRATES	0	0	15	223
	AUSTRALIA	0	0	4	220
	UNITED STATES	167	10 241	386	17 876
	CANADA	0	0	32	1 187

http://www.bps.go.id

HS / SITC	COMMODITY DESCRIPTION / COUNTRY OF ORIGIN	JANUARY - DECEMBER 2015		JANUARY - DECEMBER 2016	
		NET WEIGHT (KG)	CIF VALUE (US$)	NET WEIGHT (KG)	CIF VALUE (US$)
	GUATEMALA	2	26	0	0
	COLOMBIA	64	2 662	4	63
	GUADELOUPE	1	9	0	0
	UNITED KINGDOM	0	0	70	2 586
	FRANCE	0	0	140	23 034
	GERMANY, FED. REP. OF	96	4 954	42	1 775
	ITALY	9	963	8	1 491
	SPAIN	1	32	0	0
	PORTUGAL	0	0	1	35
	ROMANIA	0	0	6	172
	SUB TOTAL	**463 011**	**9 085 326**	**519 199**	**9 962 381 ***
5804300000	**HAND-MADE LACE OTH THAN FABRIC OFHEAD 6002 TO 6004**				
65643	JAPAN	6	102	16	134
	HONG KONG	52 144	1 088 145	73 253	1 789 373
	KOREA, REPUBLIC OF	46 833	892 512	56 455	948 745
	TAIWAN	9 685	357 413	4 749	106 761
	CHINA	12 152	424 389	24 573	625 311
	THAILAND	5 983	205 683	1 551	30 529
	SINGAPORE	2 528	36 253	6 246	87 209
	INDIA	96	1 749	0	0
	SRI LANKA	848	47 529	939	40 745
	UNITED STATES	8	59	91	1 406
	SUB TOTAL	**130 283**	**3 053 834**	**167 873**	**3 630 213 ***
5805001000	**HAND-WOVEN TAPESTRIES OF COTTON, WHETHEROR NOT MADE UP**				
65891	KOREA, REPUBLIC OF	0	0	101	1 215
	SUB TOTAL	**0**	**0**	**101**	**1 215 ***
5805009000	**HAND-WOVEN TAPESTRIES OF OTHER THANCOTTON, WHETHER/NOT MADE UP**				
65891	JAPAN	9	72	12	194
	HONG KONG	100	4 772	3	178
	KOREA, REPUBLIC OF	11 439	99 515	6 014	53 172
	CHINA	263	3 864	18	1 926
	THAILAND	0	0	51	568
	JORDAN	0	0	39	368
	UNITED ARAB EMIRATES	0	0	11	154
	SUB TOTAL	**11 811**	**108 223**	**6 148**	**56 560 ***
5806101000	**WOVEN PILE FABRICS OF SILK OTHER THANGOODS OF HEAD 5807**				
65611	JAPAN	0	0	6	121
	HONG KONG	822	23 689	299	12 017
	KOREA, REPUBLIC OF	4 278	46 076	4 788	37 147
	CHINA	279	3 193	842	20 261
	THAILAND	0	0	29	484
	SINGAPORE	0	0	5	121
	INDIA	58	1 110	0	0
	SUB TOTAL	**5 437**	**74 068**	**5 969**	**70 151 ***
5806102000	**WOVEN PILE FABRICS OF COTTON OTHER THANGOODS OF HEAD 5807**				
65611	JAPAN	438	13 024	115	6 123
	HONG KONG	6 573	362 467	4 264	174 713
	KOREA, REPUBLIC OF	10 202	143 526	13 272	196 046
	TAIWAN	2 352	41 946	38	4 209
	CHINA	4 401	56 305	659	44 268
	MALAYSIA	0	0	4	35
	VIET NAM	0	0	256	5 177
	INDIA	79	1 958	9	20
	UNITED STATES	0	0	65	4 441
	NETHERLANDS	10	190	0	0
	ITALY	342	15 848	69	7 308
	PORTUGAL	111	3 957	0	0
	SUB TOTAL	**24 508**	**639 221**	**18 751**	**442 340 ***
5806109000	**WOVEN PILE FABRICS OF OTHER THAN SILK/COTTON OTHER THAN GOODS OF HEAD 5807**				
65611	JAPAN	4 377	92 208	50 259	985 501
	HONG KONG	78 575	1 204 533	25 324	684 535

http://www.bps.go.id

HS / SITC	COMMODITY DESCRIPTION / COUNTRY OF ORIGIN	JANUARY - DECEMBER 2015		JANUARY - DECEMBER 2016	
		NET WEIGHT (KG)	CIF VALUE (US$)	NET WEIGHT (KG)	CIF VALUE (US$)
	KOREA, REPUBLIC OF	175 295	2 459 142	219 638	2 535 533
	TAIWAN	4 446	27 739	3 260	62 111
	CHINA	172 714	1 539 887	316 998	3 190 461
	THAILAND	37	1 462	53 601	835 138
	SINGAPORE	225	2 853	529	22 714
	MALAYSIA	1	19	47	111
	VIET NAM	28 109	345 585	17 906	244 835
	INDIA	2 095	31 304	2 149	30 563
	PAKISTAN	1	4	0	0
	SRI LANKA	1	5	12	135
	LIBERIA	5	1	0	0
	UNITED STATES	40	1 806	485	3 025
	CANADA	396	4 999	0	0
	UNITED KINGDOM	2	124	34	1 491
	FRANCE	0	0	2	501
	GERMANY, FED. REP. OF	12	216	60	2 486
	AUSTRIA	1	17	3	527
	BELGIUM	19	314	788	15 258
	SWITZERLAND	61	1 760	0	0
	ITALY	69	6 346	5	234
	CROATIA	0	0	6 843	164 705
	SUB TOTAL	**466 481**	**5 720 324**	**697 943**	**8 779 864 ***
5806201000	**SPORT TAPE;WEIGHT>=5% OF ELASTOMERICYARN/THREAD**				
65612	JAPAN	17	189	267	4 332
	HONG KONG	74 044	795 747	121 622	1 174 478
	KOREA, REPUBLIC OF	88 165	1 055 632	39 781	470 874
	TAIWAN	938	10 553	45	524
	CHINA	101 332	715 130	78 428	651 933
	SINGAPORE	0	0	19	163
	CAMBODIA	2 017	2 834	0	0
	VIET NAM	655	6 062	38	1 000
	INDIA	0	0	2 357	26 889
	UNITED STATES	111	20 746	6	3 111
	GERMANY, FED. REP. OF	0	0	6	97
	BELGIUM	0	0	6	299
	ROMANIA	0	0	10	378
	SUB TOTAL	**267 279**	**2 606 893**	**242 585**	**2 334 078 ***
5806209000	**OTHER WOVEN FABRICS;WEIGHT>=5% OFELSTMERIC YARN/THREAD OTH THN SPORT TAPE**				
65612	JAPAN	34 306	753 315	42 283	1 133 042
	HONG KONG	647 377	13 481 902	672 301	12 948 721
	KOREA, REPUBLIC OF	180 568	2 384 084	211 059	2 747 101
	TAIWAN	144 044	2 904 653	142 242	3 130 867
	CHINA	362 380	5 678 764	883 920	8 444 954
	MACAU	257	3 092	0	0
	THAILAND	34 584	646 418	65 257	1 139 875
	SINGAPORE	46 626	822 738	9 878	160 660
	PHILIPPINES	107	2 346	11	437
	MALAYSIA	138 645	781 015	27 863	122 636
	MYANMAR	5	31	0	0
	CAMBODIA	194	2 128	62	2 229
	VIET NAM	34 138	823 458	39 333	782 451
	INDIA	3 428	39 698	1 693	32 782
	PAKISTAN	17	36	88	405
	BANGLADESH	9	222	13	239
	SRI LANKA	7 692	207 529	4 072	121 294
	INDONESIA	3	5	0	0
	JORDAN	0	0	11	18
	TURKEY	80	1 805	80	1 375
	UNITED ARAB EMIRATES	0	0	1	7
	BAHRAIN	0	0	12	148
	LIBYAN ARAB JAMAHIRIYA	0	0	44	4 497
	BOTSWANA	10	41	1	1
	CAMEROON	0	0	23	1 206
	GABON	45	4 317	0	0
	AUSTRALIA	565	18 222	890	28 637
	NEW ZEALAND	4	54	0	0
	VANUATU	3	12	0	0
	UNITED STATES	3 428	133 470	569	66 736
	CANADA	0	0	44	2 097

http://www.bps.go.id

HS / SITC	COMMODITY DESCRIPTION / COUNTRY OF ORIGIN	JANUARY - DECEMBER 2015		JANUARY - DECEMBER 2016	
		NET WEIGHT (KG)	CIF VALUE (US$)	NET WEIGHT (KG)	CIF VALUE (US$)
	MEXICO	5	70	0	0
	HONDURAS	0	0	11	995
	VENEZUELA	1	7	0	0
	UNITED KINGDOM	569	22 665	2 791	35 049
	NETHERLANDS	414	10 983	74	1 714
	FRANCE	468	44 521	402	47 436
	GERMANY, FED. REP. OF	41 875	771 573	46 331	1 062 147
	AUSTRIA	364	16 948	1 206	55 238
	BELGIUM	206	5 586	725	14 701
	SWITZERLAND	0	0	12	2 941
	SWEDEN	1	34	3	23
	FINLAND	123	5 033	26	1 466
	ITALY	467	41 124	653	53 701
	SPAIN	22	1 071	68	2 831
	PORTUGAL	56	1 671	74	1 921
	GREECE	0	0	23	314
	HUNGARY	0	0	3	92
	ROMANIA	0	0	236	16 375
	ESTONIA	16	132	0	0
	CROATIA	0	0	25	101
	SUB TOTAL	**1 683 102**	**29 610 773**	**2 154 413**	**32 169 460 ***
5806311000	**NARROW WOVEN FABRICS OF COTTON FOR TYPEWRITER INKED RIBBON**				
65613	JAPAN	1 126	106 375	1 333	134 074
	HONG KONG	607	8 067	434	47 281
	KOREA, REPUBLIC OF	21 476	160 100	12 479	143 296
	TAIWAN	1	11	0	0
	CHINA	1 439	29 988	6 712	151 595
	SINGAPORE	108	6 789	207	3 736
	VIET NAM	2 719	92 435	8 487	174 187
	UNITED STATES	57	1 904	0	0
	FRANCE	95	4 463	0	0
	GERMANY, FED. REP. OF	94	6 848	289	10 662
	ITALY	25	63	0	0
	SUB TOTAL	**27 747**	**417 043**	**29 941**	**664 831 ***
5806312000	**BACKING OF COTTON FOR ELECTRICALINSULATING PAPER**				
65613	HONG KONG	105	11 610	1 003	13 431
	KOREA, REPUBLIC OF	2	38	0	0
	TAIWAN	2 446	48 434	14	136
	CHINA	53	8 660	0	0
	SUB TOTAL	**2 606**	**68 742**	**1 017**	**13 567 ***
5806319010	**SLIDE FASTENER RIBBONS OF COTTON; WIDTH<=12 MM**				
65613	JAPAN	2 374	38 744	3 089	65 482
	HONG KONG	14 109	745 191	14 456	637 096
	KOREA, REPUBLIC OF	2 793	48 285	2 956	43 830
	TAIWAN	2 065	51 361	1 646	34 876
	CHINA	1 019	17 431	1 320	15 860
	SINGAPORE	0	0	52	1 480
	JORDAN	0	0	12	18
	AUSTRALIA	2	200	0	0
	SUB TOTAL	**22 362**	**901 212**	**23 531**	**798 642 ***
5806319020	**WEBBINGS OF COTTON USED IN COVERINGPIPES,POLES AND THE LIKE**				
65613	JAPAN	27	1 201	6	83
	HONG KONG	906	16 195	791	6 607
	KOREA, REPUBLIC OF	15 803	171 498	2 597	28 258
	TAIWAN	55 173	707 012	83 066	1 431 805
	CHINA	119	2 489	372	22 209
	SINGAPORE	16	13	160	1 756
	VIET NAM	1 580	65 471	1 554	49 243
	SUB TOTAL	**73 624**	**963 879**	**88 546**	**1 539 961 ***
5806319090	**OTHER WOVEN FABRICS OF COTTON OTHERTHAN GOODS OF HEAD 5807**				
65613	JAPAN	4 216	64 304	1 576	94 513
	HONG KONG	84 026	1 190 338	66 723	797 947
	KOREA, REPUBLIC OF	24 235	317 904	59 984	713 026

http://www.bpsbogo.id

DATA

MENCERDASKAN BANGSA

http://www.bps.go.id

ISSN 0126-4419

BADAN PUSAT STATISTIK
Jl. dr. Sutomo No. 6-8 Jakarta 10710
Telp. : (021) 3841195, 3842508, 3810291-4, Fax. : (021) 3857046
Homepage : http://www.bps.go.id E-mail : bpshq@bps.go.id